



Reweighted Spectral Partitioning Works: Bounds for Special Graph Classes

Jack Spalding-Jamieson  

Abstract

Spectral partitioning is a method that can be used to compute small sparse cuts or small edge-separators in a wide variety of graph classes, by computing the second-smallest eigenvalue (and eigenvector) of the Laplacian matrix. Upper bounds on this eigenvalue for certain graph classes imply that the method obtains small edge-separators for these classes, usually with a sub-optimal dependence on the maximum degree. In this work, we show that a related method, called reweighted spectral partitioning, guarantees near-optimal sparse vertex-cuts and vertex-separators in a wide variety of graph classes. In many cases, this involves little-to-no necessary dependence on maximum degree.

We also obtain a new proof of the planar separator theorem, a strengthened eigenvalue bound for bounded-genus graphs, and a refined form of the recent Cheeger-style inequality for vertex expansion via a specialized dimension-reduction step.

1 Introduction

Partitioning a graph into smaller pieces is a fundamental type of problem that arises in a variety of fields. Applications of graph partitioning include divide and conquer algorithms, dynamic programming algorithms [RH01], graph drawing [BPP22], FPGA compilation [CCW21], image processing, VLSI design, compute parallelization, bioinformatics, simulation, road networks, social networks [BMS⁺16], graph processing [OFS17], and even air traffic control methods [FGBJ17].

Many of these applications have similar ways of measuring partitioning quality, giving rise to some notable well-studied objectives, such as various forms of “expansion” and “separators”, each of which is a class of objectives with a variety of theoretical applications. In their most fundamental form, these objective types are studied in the sense of a single “cut”, partitioning the graph into two parts.

Fix a graph $G = (V, E)$ with n vertices. For a subset $A \subset V$ with $|A| \leq n/2$, let $\delta(A)$ denote the set of edges with one endpoint in A and one endpoint in $V \setminus A$. Likewise, let ∂A denote the set of vertices in $V \setminus A$ adjacent to some vertex in A . The **edge expansion** of A is the ratio $\frac{|\delta(A)|}{|A|}$. The **vertex expansion** of A is the ratio $\frac{|\partial(A)|}{|A|}$. Due to this form, A is often called a **ratio cut** in both cases, and a **bounded-ratio cut** if only an upper bound on the expansion is known. The edge or vertex expansion of G is defined as the minimum edge or vertex expansion over all possible choices of A . The edge expansion of G is denoted $\phi(G)$, and the vertex expansion of G is denoted $\psi(G)$. Edge and vertex expansion are both NP-hard to compute exactly [Kai04] (see [Appendix B](#) for vertex expansion). Moreover, for a graph with vertex expansion ψ and maximum degree Δ , it is hard to find a subset with vertex expansion less than $C\sqrt{\psi \log \Delta}$ for an absolute constant C , assuming the so-called “small-set expansion hypothesis” [LRV13], which was suggested by Raghavendra and Steurer [RS10].

A subset of vertices $S \subset V$ is said to be an α -**vertex-separator** if there are disjoint sets $A \cup B = V \setminus S$ such that $|A|, |B| \leq \alpha \cdot n$. Similarly, a subset of edges $S \subset E$ is an α -**edge-separator** if there are disjoint sets $A \cup B = V$ such that $|A|, |B| \leq \alpha \cdot n$. In both cases, the important quantity is usually the size $|S|$ of the separator. If α is omitted, it is assumed to be $\frac{2}{3}$. This is usually a reasonable assumption, since if every induced subgraph H of G has an α -vertex-separator of size at most $f(|V(H)|)$ (for some non-decreasing function f), then G has a $2/3$ -vertex-separator of size at most $\lceil \log_\alpha(2/3) \rceil f(|V(G)|)$. For simplicity, we will use the term **separator** to refer to a $\frac{2}{3}$ -vertex-separator. Finding the minimum-size separator of a graph is NP-hard even for graphs of maximum degree 3, and even up to a non-trivial additive approximation [BJ92]. However, small separators are known to exist for a large number of common graph classes. Most notably, the **planar separator theorem** states that a planar graph with n vertices has a separator consisting of $O(\sqrt{n})$ vertices [Ung51, LT79]. We list this theorem, along with many other results for separators on various graph classes, in Table 1. See Appendix A for definitions of each class.

Graph class	Separator Size	Time	Refs.
Planar	$\mathcal{O}(\sqrt{n})$	$\mathcal{O}(n)$	[Ung51, LT79]
Genus- g	$\mathcal{O}(\sqrt{gn})$	$\mathcal{O}(n)^1$	[GHT84]
K_h -minor-free	$\mathcal{O}(h\sqrt{n})$	$\mathcal{O}(n^{1+\epsilon})^2$	[KR10]
RIG over K_h -minor-free	$\mathcal{O}(h^3 \sqrt{m \log h})$	$\text{poly}(n)^3$	[Lee17]
k -ply neighbourhood system in \mathbb{R}^d	$\mathcal{O}(dk^{1/d}n^{1-1/d})$	$\mathcal{O}(nd^2)^4$	[MTTV97]
k -nearest-neighbour graph in \mathbb{R}^d	$\mathcal{O}(dk^{1/d}n^{1-1/d})$	$\mathcal{O}(nd^2)^4$	[MTTV97]

Table 1: Best-known sizes of $2/3$ -vertex-separators for several graph classes, as well as the time required to compute the separator. Many of these results require additional information besides the graph to compute the separator in the stated time complexity (see the footnotes). n is always the number of vertices, and m is always the number of edges.

These two types of objectives are intimately connected. An edge or vertex-separator S itself forms either $S = \delta(A)$ or $S = \partial(A)$ (respectively) for some set $|A| \leq n/2$, so a graph with an edge/vertex-separator S has edge/vertex-expansion at most $O(|S|/n)$. A converse form of this is also often true. In particular, it can be shown by a standard recursive argument that if every induced subgraph $H \subset G$ has edge/vertex expansion at most κ , then G has an edge/vertex separator of size $O(\kappa n)$ (see e.g. [ST96, ST07, Lemma A.1]).

1.1 Algorithms for General Graphs

Although all types of expansion and separators we have mentioned are NP-hard to compute in general, a number of different algorithms with guarantees are known. These algorithms use no

¹Assumes an embedding of G on a genus- g surface is given. Computing such an embedding (or even the genus) is NP-complete [Tho89].

²Assumes h is a constant.

³Solves a sequence of $\mathcal{O}(n)$ linear programs, each with approximately n^2 variables and n^3 (sparse) constraints (exact number of each depends on formulation, but is always polynomial).

⁴Assumes an embedding of the graph in \mathbb{R}^d is given.

special information about the graph, but still have guarantees for many graph classes.

1.1.1 Spectral Partitioning

Most relevant to this work is the method of **spectral partitioning**, which is the algorithm induced by the so-called “Cheeger inequality”, which is a well-known result in Spectral Graph Theory. For an undirected graph G with n vertices, let its adjacency matrix (or weight matrix) be denoted A , and the diagonal matrix formed from its degrees (or sums of incident weights) be denoted D . The Laplacian matrix of G is $L(G) := D - A$. We denote the eigenvalues of $L(G)$ as $0 = \lambda_1(G) \leq \lambda_2(G) \leq \lambda_3(G) \leq \dots \leq \lambda_n(G)$. The study of these eigenvalues, and their relationships to combinatorial quantities, is a primary focus of the field of Spectral Graph Theory. The second-smallest Laplacian eigenvalue in particular ($\lambda_2(G)$) was dubbed the algebraic connectivity of a graph by Fiedler [Fie73], and is sometimes called the Fiedler value of a graph. As the name would suggest, algebraic connectivity has a relationship to a combinatorial form of connectivity. Namely, edge expansion:

Theorem 1.1 (Cheeger inequality for edge expansion [AM85, Moh89, JS88]). *For a graph G with maximum degree Δ ,*

$$\frac{\phi(G)^2}{2\Delta} \leq \lambda_2(G) \leq 2\phi(G).$$

It is known that both sides of this inequality are asymptotically tight [HLW06]. A key feature of this theorem’s proof is that it is *algorithmically constructive* — the eigenvector associated with $\lambda_2(G)$ can be converted to a binary vector defining a cut via a threshold test, obtaining a sparse edge cut, giving the upper bound on edge expansion. $\lambda_2(G)$ can be computed (approximately) alongside a corresponding eigenvector in near-linear ($\tilde{O}(m)$) time [KMP11]. This is the algorithm called spectral partitioning. Applying this successively ($\mathcal{O}(n)$ times), it can also be used to obtain edge-separators in $\tilde{O}(nm)$ time [ST96, ST07]. This algorithm is simple and fast, and, in fact, has guaranteed results (i.e., upper bounds on the sizes of the resulting separators) for many graph classes. These guarantees follow from upper bounds on $\lambda_2(G)$ for the classes, which have been found for a large number of graph classes (see Table 2, and see Appendix A for the definition of each graph class). Somewhat surprisingly, these bounds were all found *after* spectral partitioning had already seen widespread use as a heuristic.

A downside of spectral partitioning is its dependence on the maximum degree Δ of the given graph. For instance, the resulting edge-separator size in planar graphs has a sub-optimal dependence on Δ compared to the best-known: it results in an edge-separator of size $\mathcal{O}(\Delta\sqrt{n})$, but it is known that edge-separators exist of size $\mathcal{O}(\sqrt{\Delta n})$ [Mil84, DDSV93]. In fact, this weaker bound is identical to what’s implied by the planar separator theorem — one can take the vertex separator of size $\mathcal{O}(\sqrt{n})$ given by the planar separator theorem, and form an edge separator of size $\mathcal{O}(\Delta\sqrt{n})$ from the edges incident to each vertex. This (very weakly) suggests that the techniques underpinning the eigenvalue bound could be more directly related to vertex-separators than edge-separators, in a more direct manner than what’s currently known.

1.1.2 Reweighted Spectral Partitioning

Since a larger value of λ_2 is associated with higher connectivity (and some other properties), one interesting question that could be asked is: Given a graph G , what is the weight distribution over the edges (under some normalization constraints) that maximizes λ_2 ? Intuitively, in some cases, this might let us reweigh the edges of a graph to improve its connectivity. This question was first posed by Boyd, Diaconis and Xiao, who recognized it as a variant of the fastest-mixing Markov

Graph class	$\lambda_2(G) \lesssim$	Refs.
Planar	$\frac{\Delta}{n}$	[ST96, ST07]
Genus- g	$\frac{\Delta g(\log g)^2}{n}$	[BLR10, LS10]
Triangulated ¹ genus- g	$\frac{\text{poly}(\Delta) \cdot g}{n}$	[Kel04, Kel06b, Kel06a]
K_h -minor-free	$\frac{\Delta (h \log h \log \log h)^2}{n}$	[BLR10, CF25, DP25]
RIG over K_h -minor-free	$\frac{\Delta^2 h^6 \log h}{n}$	[Lee17]
k -ply neighbourhood system in \mathbb{R}^d	$\Delta \left(\frac{k}{n}\right)^{\frac{2}{d}}$	[ST96, ST07]
k -nearest-neighbour graph in \mathbb{R}^d	$\Delta \left(\frac{k}{n}\right)^{\frac{2}{d}}$	[ST96, ST07]

Table 2: Best-known asymptotic upper bounds on $\lambda_2(G)$ for several graph classes. n is always the number of vertices, and Δ is always the maximum degree. The notation $a \lesssim b$ means $a = \mathcal{O}(b)$.

chain problem [BDX04]. They refer to the extremal value as $\lambda_2^*(G, \pi)$ for an undirected connected graph G , and a probability mass function $\pi : V \rightarrow [0, 1]$ of the vertices, and it is formulated as the following optimization problem (also called the **maximum reweighted spectral gap**):

$$\begin{aligned}
\lambda_2^*(G, \pi) &:= \max_{P \geq 0} \lambda_2(I - P) \\
&\text{subject to} \quad \begin{aligned} P(u, v) &= 0 & \forall uv \notin E \cup \{vv : v \in V(G)\} \\ \sum_{v \in V} P(u, v) &= 1 & \forall u \in V \\ \pi(u)P(u, v) &= \pi(v)P(v, u) & \forall uv \in E \cup \{vv : v \in V(G)\} \end{aligned}
\end{aligned}$$

P is a reweighted adjacency matrix of G (with self-loops added) normalized to represent a reversible Markov chain with stationary distribution π . Hence, I is the weighted degree-matrix for the weighted graph, $I - P$ is the Laplacian matrix of the weighted graph, and $\lambda_2(I - P)$ is its second-smallest eigenvalue. We will restrict ourselves to discussing the case where π is the uniform distribution, which we denote simply as $\lambda_2^*(G)$. Before moving on, we make an important observation:

Observation 1.2. *For a graph G with maximum degree Δ , $\lambda_2(G) \leq \Delta \cdot \lambda_2^*(G)$.*

Boyd, Diaconis, and Xiao also realize their optimization problem as a Semidefinite Program (therefore allowing it to be approximately solved in polynomial time via e.g. [ZL18]), and in the

¹Due to a subtle issue, this bound does not apply to general genus- g graphs, which is what the references claim. We will amend this issue as part of our work.

process they derive a dual formulation (better stated and properly extracted in follow-up work by Roch [Roc05]):

$$\begin{aligned}
\gamma^{(d)}(G) &:= \min_{\substack{f: V \rightarrow \mathbb{R}^d \\ y: V \rightarrow \mathbb{R}_{\geq 0}}} \sum_{v \in V} y(v) \\
\text{subject to} \quad &\sum_{v \in V} f(v) = \bar{0} \\
&y(u) + y(v) \geq \frac{\|f(u) - f(v)\|_2^2}{\sum_{x \in V} \|f(x)\|_2^2} \quad \forall uv \in E
\end{aligned} \tag{1}$$

A strong duality proof gives that $\lambda_2^*(G) = \gamma^{(n)}(G)$. Note that we have intentionally added the choice of dimension d (rather than fixing $d = n$) for later use. Other methods of computing $\lambda_2^*(G)$ include a particularly simple and practical sub-gradient method [BDX04] and a matrix-multiplicative weight-update method that runs in near-linear time if λ_2^* is very large and weighted in a particular way [LTW24, Section 5].

A series of work has recently resulted in a Cheeger-style inequality relating vertex expansion with λ_2^* :

Theorem 1.3 (Cheeger inequality for vertex expansion [Roc05, OTZ22, JPV22, KLT22]). *For an undirected graph G with maximum degree Δ , and any probability distribution π on V ,*

$$\frac{\psi(G)^2}{\log \Delta} \lesssim \lambda_2^*(G) \lesssim \psi(G).$$

This is the single most important known theorem involving λ_2^* . Like the proof of Cheeger’s inequality, **Theorem 1.3** is also algorithmically constructive, and the implied randomized polynomial-time algorithm that converts a solution to $\lambda_2^*(G)$ (or more specifically, $\gamma^{(n)}(G)$) into a bounded-ratio vertex-cut upper-bounding $\psi(G)$ is the family of methods we call **reweighted spectral partitioning**. We call this a “family” of methods since a few different methods for each step of the proof (with slightly different constants) have been given. Moreover, we will provide yet another construction for one step with slightly different bounds later in this work to arrive at a “refined” Cheeger inequality for vertex expansion in **Section 5**.

The “easy” direction **Theorem 1.3** was shown by Roch [Roc05]. A weaker form of the hard direction was given by Olesker-Taylor and Zanetti [OTZ22], which was quickly refined by Jain, Pham, and Vuong [JPV22], and independently by Kwok, Lau, and Tung [KLT22] (who also handled the weighted case, which we omit). Our outline will follow the techniques of Kwok, Lau, and Tung. There are two separate results that together imply both sides of the inequality:

Theorem 1.4 ([OTZ22, Theorem 2.10]). *For a graph G ,*

$$\psi(G)^2 \lesssim \gamma^{(1)}(G) \lesssim \psi(G).$$

This result is generalized by Kwok, Lau, and Tung for the weighted case [KLT22, Theorem 3.15]. Their proof is notable for our case of uniform weights too, since it implies a very simple and practical algorithm for this step.

Theorem 1.5 ([KLT22, Proposition 3.14]). *For a graph G with maximum degree Δ ,*

$$\gamma^{(n)}(G) \lesssim \gamma^{(1)}(G) \lesssim \gamma^{(n)}(G) \cdot \log \Delta.$$

The “hard” direction of [Theorem 1.5](#) essentially uses a (lossy) dimension-reduction step, which is also quite simple algorithmically. We note for later that there is also an easier dimension-reduction step that is useful in some cases for smaller initial dimension d : Specifically, it can be shown that $\gamma^{(1)}(G) \lesssim d\gamma^{(d)}(G)$ [[OTZ22](#), Proof of Proposition 2.9].

Unlike λ_2 , **no non-trivial bounds on λ_2^* are yet known**, and hence reweighted spectral partitioning is not yet known to produce good separators. This is the primary focus of our work.

1.1.3 Other Methods

The guarantees obtained by spectral partitioning are of an unusual form compared to typical approximation algorithms. Some more typical results are known. In particular, for a general graph with n vertices, and $m \geq n$ edges, an $\mathcal{O}(m^{1+\varepsilon})$ -time algorithm (for any $\varepsilon > 0$) is known that can obtain an $\mathcal{O}(\sqrt{\log n})$ -approximation of either edge or vertex expansion [[LTW24](#)]. However, it is quite impractical due to the use of almost-linear time min-cost flow [[CKL⁺22b](#), [CKL⁺22a](#)]. This result strengthened many other prior results obtaining slightly weaker bounds or slower algorithms, although a slightly more refined approximations is still possible in polynomial time for many cases [[FHL05](#), [FHL08](#)] (we will briefly discuss this towards the end of our paper, since we will use some related techniques).

1.2 Results and Organization

We will give bounds on λ_2^* , $\gamma^{(1)}$, and $\gamma^{(d)}$ for a large variety of graph classes, summarized in [Table 3](#) and [Table 4](#). In turn, these imply bounds on (vertex) separator sizes, as well as bounds on the resulting separators from reweighted spectral partitioning, summarized in [Table 5](#). Rather surprisingly, this implies some improved (non-constructive) separator bounds for some geometric graph classes (likely since typical separator bounds for geometric graph classes do not focus on $\frac{2}{3}$ -separators directly). Most of the bounds on λ_2^* will primarily adapt existing machinery of bounds for λ_2 . However, for genus- g graphs, we are able to make some notable improvements to the techniques, and our bound on λ_2^* also implies a new bound on λ_2 . These techniques are the topic of [Section 3.2](#).

Graph class	$\frac{\lambda_2}{\Delta} \leq \lambda_2^* \leq \gamma^{(1)} \lesssim$
Planar	$\frac{1}{n}$
Genus- g	$\frac{g \min\{(\log g)^2, \log \Delta\}}{n}$
K_h -minor-free	$\frac{(h \log h \log \log h)^2}{n}$
RIG over K_h -minor-free	$\frac{\Delta h^6 (\log \log h)^2}{n}$

Table 3: Our asymptotic upper bounds on $\gamma^{(1)}$ and λ_2^* for several graph classes given in [Corollary 4.9](#), [Theorem 3.5](#) and [Theorem 3.15](#).

Overall, the techniques for these bounds can be categorized into “geometric intersection graph” techniques, which we consider in [Section 3](#), and “metric” techniques, which we consider in [Section 4](#).

Graph class	$\frac{\lambda_2}{\Delta} \leq \lambda_2^* \leq \gamma^{(d)} \lesssim$
k -ply neighbourhood system in \mathbb{R}^d	$\left(\frac{k}{n}\right)^{\frac{2}{d}}$
k -nearest-neighbour graph in \mathbb{R}^d	$\left(\frac{k}{n}\right)^{\frac{2}{d}}$

Table 4: Our asymptotic upper bounds on $\gamma^{(d)}$ and λ_2^* for geometric graph classes, given in [Section 3.1](#).

Graph class	Separator size \lesssim	Poly-time separator size \lesssim
Planar	\sqrt{n}	\sqrt{n}
Genus- g	$\min\{\log g, \sqrt{\log \Delta}\} \sqrt{gn}$	$\min\{(\log g)^2, \log \Delta\} \sqrt{gn}$
K_h -minor-free	$(h \log h \log \log h) \sqrt{n}$	$\min\{\log h, \sqrt{\log \Delta}\} (h \log h \log \log h) \sqrt{n}$
RIG over K_h -minor-free	$h^3 \log \log h \sqrt{n \Delta}$	$h^3 \log \log h \sqrt{n \Delta \log \Delta}$
k -ply neighbour-hood system in \mathbb{R}^d	$\sqrt{\min\{d, \log \Delta\}} \cdot k^{1/d} n^{1-1/d}$	$\sqrt{\log \Delta} \cdot k^{1/d} n^{1-1/d}$
k -nearest-neigh-bour graph in \mathbb{R}^d	$\sqrt{\min\{d, \log \Delta\}} \cdot k^{1/d} n^{1-1/d}$	$\sqrt{d + \log k} \cdot k^{1/d} n^{1-1/d}$

Table 5: From the bounds on λ_2^* stated in [Table 3](#) and [Table 4](#), we obtain (asymptotic) separator sizes via [Theorem 1.4](#), and polynomial-time computable (asymptotic) separator sizes obtainable via reweighted spectral partitioning as stated in [Theorem 5.3](#).

These categories also apply to the existing bounds on λ_2 , so we discuss the history of these bounds and techniques in [Section 2](#).

In [Section 5](#), we will give a refined Cheeger-style inequality for vertex expansion that can be specialized for a number of graph classes. This refinement will involve the “padded partition modulus”, which we will define in the next section. The most interesting specialized (constructive) implication of the yet-unstated refined Cheeger inequality is:

Corollary 1.6 (Refined Cheeger Inequality for Vertex Expansion in Minor-free Graphs). *For a graph G with no K_h -minor,*

$$\frac{\psi(G)^2}{\min\{\log \Delta, (\log h)^2\}} \lesssim \lambda_2^*(G) \lesssim \psi(G).$$

For the class of K_h -minor-free graphs, where h is fixed (which includes a superclass of planar graphs), the dependence on the maximum degree Δ is completely eliminated. Hence, when combined with the upper bound on λ_2^* for K_h -minor-free graphs, it is possible to use reweighted spectral partitioning (in polynomial time) to obtain separators with only a slightly sub-optimal dependence on h . Analogous forms of this statement for other graph classes are used to obtain the “poly-time separator size” column in [Table 5](#).

In [Section 6](#), we will give a high-level view displaying some surprising symmetries between quantities related to λ_2^* , and quantities used to obtain the “metric” bounds in [Section 4](#), which suggest promising avenues for future work.

1.3 Parallel Work

In parallel to this work, Kam Chuen Tung independently derived the same bound on λ_2^* and $\gamma^{(1)}$ for planar graphs stated in [Theorem 3.5](#), as well as the bound on λ_2^* for bounded-genus graphs stated in [Corollary 4.9](#) (which forms one part of the bound given in [Table 3](#)), and a slightly weaker bound on λ_2^* for K_h -minor-free graphs compared to the one stated in [Corollary 4.9](#). The gap for forbidden-minor graphs is due to improvements external to both works. The technique for planar graphs is identical, while the techniques for the other two bounds differ very slightly (specifically, we bound $\gamma^{(1)}$ first, rather than bounding λ_2^* directly). These results have appeared in his recent PhD thesis [[Tun25](#), Chapter 7], which also includes some interesting generalizations. Both projects originated from simultaneous independent course projects in 2022.

2 Detailed Background

In this section, we give some more detailed background that is important to our results. We will first discuss the history of bounds on $\lambda_2(G)$ for a few graph classes in more detail. Then we will discuss two groups of tools used for some of those bounds.

2.1 Bounds on $\lambda_2(G)$ for Special Graph Classes

Bounds on $\lambda_2(G)$ are known for a wide variety of graph classes. One of the first, and essentially the only to date that is known to be tight (up to constant factors), is the one for planar graphs, discovered by Spielman and Teng [[ST96](#), [ST07](#)]:

Theorem 2.1 ([[ST96](#), [ST07](#), Theorem 3.3]). *For a planar graph G of n vertices and maximum degree Δ , $\lambda_2(G) \leq \frac{8\Delta}{n}$.*

Combined with [Theorem 1.1](#), this obtains the weaker form of the planar separator theorem. Spielman and Teng also conjectured several bounds for λ_2 in several other classes of graphs, including bounded-genus graphs and minor-free graphs. Of particular note (since we will propose a generalized form) is their conjecture for bounded-genus graphs:

Conjecture 2.2 ([[ST96](#), [ST07](#), Conjecture 1]). *For a graph G of n vertices, genus g and maximum degree Δ , the second smallest eigenvalue of the Laplacian matrix of G has $\lambda_2(G) \lesssim \frac{\Delta g}{n}$.*

We use the notation $a \lesssim b$ throughout the paper to denote that $a \leq \mathcal{O}(b)$.

Progress towards this conjecture has been the subject of several follow-up papers [[Kel04](#), [Kel06b](#), [BLR10](#), [KLPT09](#)]. The conjecture was first partly answered by Kelner [[Kel04](#), [Kel06b](#)], who showed the following:

Theorem 2.3 ([[Kel04](#), [Kel06b](#), Theorem 2.3], expanded proof in [[Kel06a](#), Chapters 11 and 12]). *For a maximal genus- g graph G with n vertices and maximum degree Δ , the second smallest eigenvalue of the Laplacian matrix of G has $\lambda_2(G) \lesssim \frac{\text{poly}(\Delta) \cdot g}{n}$, where $\text{poly}(\Delta)$ denotes a polynomial in Δ .*

This result is of particular interest since the proof is entirely geometric, and it was essentially the last result of this kind to have a geometric proof. As mentioned earlier, the references for this

result claim that it applies to general genus- g graphs. This is due to the fact that any genus- g graph can be triangulated by adding edges (i.e., without adding new vertices), and adding edges only increases λ_2 . The issue with this logic is that adding edges naively could also very significantly increase Δ , even to the order of n . A method of triangulation by adding edges that asymptotically preserves Δ is known for planar graphs [KB92, Kan93, KB97], but, to the best of our knowledge, no such result is known for genus- g graphs. We will later bypass this issue with a careful triangulation that also adds vertices.

Orthogonal progress on the conjecture was separately made by Biswal, Lee and Rao, who gave a bound polynomial in g instead of Δ , by making use of metric embeddings [BLR10]:

Theorem 2.4 ([BLR10, Theorem 5.2]). *For a graph G of n vertices with genus g , maximum degree Δ , and at least $n \gtrsim g$ vertices, the second smallest eigenvalue of the Laplacian matrix of G has $\lambda_2(G) \lesssim \frac{\Delta \cdot g^3}{n}$.*

Note that the restriction of $n \gtrsim g$ is actually unnecessary: It follows from Geršgorin circle theorem [Ger31] that $\lambda_2(G) \leq 2\Delta$ for all graphs. So, if $n \lesssim g$, then $\lambda_2(G) \lesssim \Delta \lesssim \frac{\Delta g}{n} \lesssim \frac{\Delta \cdot g^3}{n}$.

Their methods also allowed them to give a bound for K_h -minor-free graphs:

Theorem 2.5 ([BLR10, Theorem 5.3]). *For a graph G of n vertices which contains no K_h minor, has maximum degree Δ , the second smallest eigenvalue of the Laplacian matrix of G has $\lambda_2(G) \lesssim \frac{\Delta h^7}{n}$. If G has at least $n \gtrsim h\sqrt{\log h}$ vertices, then $\lambda_2(G) \lesssim \frac{\Delta \cdot h^6 \log h}{n}$.*

Note that the second of these bounds is stronger (and more generally applies without the restriction $n \gtrsim h\sqrt{\log h}$) by the same argument as above.

The bounds of Biswal, Lee, and Rao have since been slightly tightened due to improvements of some mathematical tools used to devise them, resulting in the improved bounds given in Table 2. In particular, one of the key steps in their method is to apply a certain form of metric embedding. This metric embedding induces a g^2 factor in the bounded-genus bound, and an (asymptotic) h^4 factor in both forbidden minor bounds. These metric embedding results have since been improved to $(\log g)^2$ [LS10] and $(\log h)^2$ [CF25], respectively. Note that the latter bound is more general. Moreover, the existing $\sqrt{\log h}$ factor in the vertex count requirement in the second forbidden minor bound (which appears squared in the corresponding bound on λ_2) arises from a weak form of Hadwiger’s conjecture, and has since been improved to $\log \log h$ [DP25]. We discuss these improvements in a bit more detail later in this section.

A similar theorem is also known for region intersection graphs:

Theorem 2.6 ([Lee17]). *Let G be a K_h -minor-free graph. For a graph $\hat{G} \in \text{rig}(G)$ with maximum degree Δ and n vertices,*

$$\lambda_2(G) \lesssim \frac{\Delta^2 \cdot h^6 \log h}{n}.$$

Compared to the bounds for minor-free and bounded-genus graphs, this bound for region intersection graphs is weaker, and does not generalize the bound for minor-free graphs (even for constant h) as we might expect. To do so for constant h would require replacing one of the Δ (the maximum degree) factors by m/n (the average degree). Unfortunately, it is not clear if this could be done.

2.2 Extremal Spread

To obtain their bounds on λ_2 , Biswal, Lee, and Rao [BLR10] studied the “ L_2 -extremal spread”. In slightly more generality:

Definition 2.7. For a graph G and a non-negative vertex weighting function $\omega : V(G) \rightarrow \mathbb{R}_{\geq 0}$, let $d_G^\omega : V \times V \rightarrow \mathbb{R}_{\geq 0}$ be the vertex-weighted shortest-path semi-metric through G with vertex-weights given by ω (the vertex-weighted length of a path is the sum of the weights of the vertices along it, halving the contributions of the first and last vertex). The **spread** of ω is

$$\sum_{u,v \in V(G)} d_G^\omega(u,v).$$

The L^p -**extremal spread** of G is

$$\bar{s}_p(G) := \sup_{\omega: V(G) \rightarrow \mathbb{R}_{\geq 0}, \|\omega\|_p \leq 1} \sum_{u,v \in V(G)} d_G^\omega(u,v).$$

Note that, by definition, $\bar{s}_2(G) \geq \bar{s}_1(G)$.

By studying the dual of the L_2 -extremal spread, and applying crossing number bounds, Biswal, Lee, and Rao were able to prove the following results for special graph classes:

Theorem 2.8 ([BLR10, Theorem 3.1]). For a genus- g graph G with n vertices, if $n \geq 3\sqrt{g}$, then

$$\bar{s}_2(G) \gtrsim \frac{n^2}{\sqrt{g}}.$$

Theorem 2.9 ([BLR10, Theorems 3.9 and 3.11]). For a K_h -minor-free graph G on n vertices, where $n \geq 4h$,

$$\bar{s}_2(G) \gtrsim \frac{n^2}{h^{\frac{3}{2}}}.$$

Furthermore, if $n \gtrsim h\sqrt{\log h}$, then

$$\bar{s}_2(G) \gtrsim \frac{n^2}{h\sqrt{\log h}}.$$

The bound for bounded-genus graphs is essentially optimal, while the second bound for K_h -minor-free graphs is essentially optimal up to the $\sqrt{\log h}$ factor. Two recent results actually improve the $\sqrt{\log h}$ in the second bound: Norin, Postle, and Song [NPS23] first showed that it may be replaced with $(\log h)^{\frac{1}{4}+\varepsilon}$, for any $\varepsilon > 0$. Delcourt and Postle [DP25] further improved this to $\log \log h$. The possibility of reducing this factor to $\mathcal{O}(1)$ is closely related to Hadwiger's conjecture, which is a major open problem in graph theory [Die25].

For region intersection graphs, Lee [Lee17] instead studied the dual of the L^1 -extremal spread, generalizing results of Matoušek for string graphs [Mat14]. In particular, Lee obtained the following result based on an argument of Matoušek's:

Theorem 2.10 ([Lee17, Theorem 2.2]). For graphs G and \hat{G} , where $\hat{G} \in \text{rig}(G)$: If G has no K_h -minor, then $\bar{s}_1(\hat{G}) \gtrsim \frac{n^2}{h\sqrt{m \log h}}$.

Note that our definition of L^1 -extremal spread differs from Lee's by a factor of n . Using essentially the same argument, Lee also obtained a relatively weak bound on \bar{s}_2 :

Theorem 2.11 ([Lee17, Corollary 5.4]). For graphs G and \hat{G} , where $\hat{G} \in \text{rig}(G)$, so that Δ is the maximum degree of \hat{G} : If G has no K_h -minor, then $\bar{s}_2(\hat{G}) \gtrsim \frac{n^2}{h\sqrt{\Delta \log h}}$.

Similarly to Theorem 2.9, the $\sqrt{\log h}$ factor in these two theorems can also be replaced by a $\log \log h$ factor.

2.3 Non-Expansive Metric Embeddings

In proving their respective bounds on λ_2 , Biswal, Lee, and Rao [BLR10], and Lee and Sidiropoulos [LS10] both made use of a certain forms of metric embeddings as a key step. We discuss such embeddings here, along with some other relevant literature. Importantly, this is the step that produces most of the loss for the bounds on λ_2 .

Definition 2.12. For two metric spaces (X, d) and (Y, d') with a metric embedding function $f : X \rightarrow Y$, we say that f is **non-expansive** if $d'(f(x), f(y)) \leq d(x, y)$ for all $x, y \in X$.

Definition 2.13. For two metric spaces (X, d) and (Y, d') with a metric embedding function $f : X \rightarrow Y$, we say the **average p -distortion** of f is

$$\frac{\sum_{x, x' \in X} d(x, x')^p}{\sum_{x, x' \in X} d'(f(x), f(x'))^p}.$$

It's worth noting here that $\sum_{x, x' \in X} \frac{d(x, x')^p}{d'(f(x), f(x'))^p} \leq \frac{\sum_{x, x' \in X} d(x, x')^p}{\sum_{x, x' \in X} d'(f(x), f(x'))^p}$, so an upper bound on the average p -distortion also provides an upper bound on this quantity.

This notion of average distortion was studied by Rabinovich [Rab08]. This is a bit different than most typical contexts for metric embeddings, which usually consider “worst-case distortion”. In fact, we can often obtain better bounds for this kind of “average” distortion.

The primary method for obtaining bounds on these average distortion values is by studying yet another quantity:

Definition 2.14. Let (X, d) be a metric space. The (weak) **modulus of padded decomposability** of (X, d) is defined as the smallest value of α so that for every $\Delta > 0$, there exists a distribution μ of partitions of X with parts of diameter at most Δ , and

$$\sup_{x \in X} \Pr_{P \sim \mu} \left[B \left(x, \frac{\Delta}{\alpha} \right) \subset P(x) \right] \geq \frac{1}{2},$$

where $B(x, r)$ denotes the metric ball of radius r centred at x .

There are some other definitions of this quantity as well, but this form is suitable for our purposes. In particular, we will not need to use the structure of the modulus of padded decomposability directly – all the relevant results to this work have already been derived.

Theorem 2.15 ([BLR10, Theorem 4.4]). For $p \geq 1$, there exists a (universal) constant $C_p \geq 1$ (depending only on p), so that for every metric space (X, d) , there exists a non-expansive metric embedding $f : X \rightarrow \mathbb{R}$ with average p -distortion at most $C_p [\alpha(X, d)]^p$.

We are particularly interested in the modulus of padded decomposability for shortest-path metrics on graphs in special classes. We use the following notation:

Definition 2.16. For a graph $G = (V, E)$, the extremal **edge** and **vertex** moduli of padded decomposability on G are defined as the maximum values of $\alpha(V, d_\omega)$ across all edge-weight functions $\omega : E \rightarrow \mathbb{R}_{\geq 0}$ and vertex-weight functions $\omega : V \rightarrow \mathbb{R}_{\geq 0}$ (respectively) inducing shortest-path metrics d_ω on G . We denote the edge-weighted quantity as $\alpha(G)$, and the vertex-weighted quantity as $\bar{\alpha}(G)$. Note that $\bar{\alpha}(G) \leq \alpha(G)$.

There is a long sequence of results bounding $\alpha(G)$ for various graph classes. A very recent result has subsumed most of them:

Theorem 2.17 ([CF25, Theorem 2]). *Let G be a K_h -minor-free graph. Then $\alpha(G) \in \mathcal{O}(\log h)$. Consequently, for any set of edge or vertex weights ω and an induced shortest-path distance metric d_ω , there exists a non-expansive metric embedding function $f : (V(G), d_\omega) \rightarrow \mathbb{R}$ with average 2-distortion at most $\mathcal{O}((\log h)^2)$.*

Conroy and Filtser outline the recent history of the results subsumed by the above [CF25]. Importantly, the above result also implies that $\alpha(G) = \mathcal{O}(\log g)$ for a graph of genus g .

Lee [Lee17] proved a similar theorem for region intersection graphs that is *not* immediately subsumed by the above:

Theorem 2.18 ([Lee17]). *For graphs G and \hat{G} , where $\hat{G} \in \text{rig}(G)$: If G has no K_h -minor, then $\bar{\alpha}(G) \in \mathcal{O}(h^2)$.*

It seems likely that the $\mathcal{O}(h^2)$ here could also be reduced to $\mathcal{O}(\log h)$ as well, but the techniques of both papers are quite involved, so it would take some careful examination. It is also not immediately clear if the $\bar{\alpha}(G)$ could be replaced by $\alpha(G)$.

3 Bounds via Geometric Intersection Graphs

In this section, we will show that the dimension-restricted dual program $\gamma^{(d)}$ to λ_2^* is intimately related to a certain kind of d -dimensional geometric intersection graphs. Using these geometric techniques, we will obtain bounds on both quantities for planar graphs, k -nearest neighbour graphs, and bounded-genus graphs. As a consequence, we will recover a new proof of the planar separator theorem. The arguments in this section adapt methods by Spielman and Teng [ST96, ST07], as well as Kelner [Kel04, Kel06b, Kel06a].

We start by defining a modified form of $\gamma^{(d)}$:

$$\begin{aligned} \dot{\gamma}^{(d)}(G) &:= \min_{\substack{f: V \rightarrow \mathbb{R}^d \\ s: V \rightarrow \mathbb{R}_{\geq 0}}} \frac{\sum_{v \in V} (s(v))^2}{\sum_{x \in V} \|f(x)\|_2^2} \\ \text{subject to} \quad &\sum_{v \in V} f(v) = \bar{0} \\ &s(u) + s(v) \geq \|f(u) - f(v)\|_2 \quad \forall uv \in E \end{aligned} \tag{2}$$

Lemma 3.1. *For any graph G , and any value $d \geq 1$, $\frac{1}{2}\gamma^{(d)} \leq \dot{\gamma}^{(d)}(G) \leq \gamma^{(d)}(G)$.*

Proof. For the first inequality, let s, f be the optimal solution to $\dot{\gamma}^{(d)}(G)$, and take $y(v) := \frac{2s(v)^2}{\sum_{x \in V} \|f(x)\|_2^2}$ for each $v \in V$. Then, for each edge $uv \in E$,

$$y(u) + y(v) = \frac{2s(u)^2 + 2s(v)^2}{\sum_{x \in V} \|f(x)\|_2^2} \geq \frac{(s(u) + s(v))^2}{\sum_{x \in V} \|f(x)\|_2^2} \geq \frac{\|f(u) - f(v)\|_2^2}{\sum_{x \in V} \|f(x)\|_2^2},$$

so the constraints are satisfied. Moreover $\sum_{v \in V} y(v) = 2 \cdot \dot{\gamma}^{(d)}(G)$, so we get the inequality $\gamma^{(d)}(G) \leq \sum_{v \in V} y(v) = 2 \cdot \dot{\gamma}^{(d)}(G)$.

For the second inequality, let y, f be the optimal solution to $\gamma^{(d)}(G)$, and take

$$s(v) := \sqrt{y(v) \cdot \sum_{x \in V} \|f(x)\|_2^2}$$

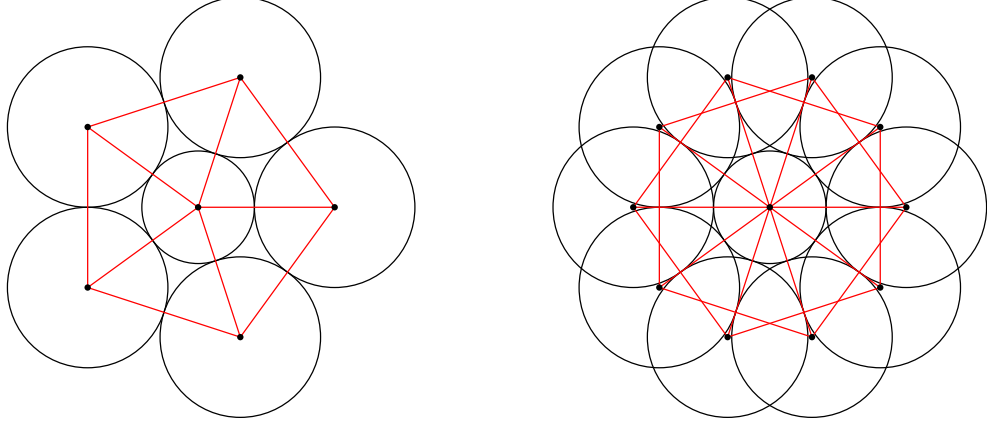


Figure 1: Two examples planar circle packings. The left planar circle packing is univalent, while the right is not.

for each $v \in V$. We perform a similar argument for each $uv \in E$:

$$[s(u) + s(v)]^2 \geq (s(u))^2 + (s(v))^2 = [y(u) + y(v)] \cdot \sum_{x \in V} \|f(x)\|_2^2 \geq \|f(u) - f(v)\|_2^2,$$

so the constraints are satisfied after taking the square root of each side. Moreover, $\sum_{v \in V} s(v)^2 = \gamma^{(d)}(G)$, so we get the inequality $\dot{\gamma}^{(d)}(G) \leq \sum_{v \in V} s(v)^2 = \gamma^{(d)}(G)$. \square

Importantly, $\dot{\gamma}^{(d)}(G)$ gives us a new geometric interpretation of the problem: A solution satisfying the constraints corresponds to a representation of G as a subgraph of a *geometric intersection graph*: For each vertex v , create a d -dimensional ball B_v of radius $s(v)$ centered at $f(v)$. Construct a new graph $H = (V, F)$ so that $uv \in F$ if and only if $B_u \cap B_v \neq \emptyset$. Then $H \supset G$. As a consequence, if we can bound the sum of squared radii for such a geometric representation, with the normalization constraints $\sum_{x \in V} \|f(x)\|_2^2 = 1$ and $\sum_{x \in V} f(x) = \bar{0}$, then we can bound $\gamma^{(d)}(G)$.

One particularly important natural case of a graph class that admits such representations are planar graphs, in which such a representation corresponds to special form of the well-celebrated circle packing theorem. We start with a definition:

Definition 3.2. A *planar circle packing* \mathcal{P} of a simple undirected graph G is a set of (possibly overlapping) circles $\{C_v\}_{v \in V(G)}$ in the complex plane \mathbb{C} such that $uv \in E(G)$ if and only if the circles C_u and C_v are mutually tangent (with disjoint interiors). If all pairs of circles also have pairwise disjoint interiors, then we say that \mathcal{P} is **univalent**.

See Figure 1 for examples of univalent and non-univalent circle packings. We can now state the theorem:

Theorem 3.3 (Planar Circle Packing Theorem/Koebe-Andreev-Thurston Theorem [Koe36, And70, TM79]). *Let G be a simple undirected graph. Then G has a univalent planar circle packing if and only if G is a planar graph. Moreover, if G is a maximal planar graph, then this circle packing is unique up to Möbius transformations.*

Spielman and Teng [ST96, ST07] made use of this theorem to bound $\lambda_2(G)$ for planar graphs G , hence giving a proof of a weaker version of the planar separator theorem via Theorem 1.1. We will use a similar argument to bound $\lambda_2^*(G)$, allowing us to give a new proof of the *full* planar separator theorem via Theorem 1.3. We will make use of one of their theorems to accomplish this:

Theorem 3.4 ([ST96, ST07, Theorem 4.5]). *Let B_1, \dots, B_n be a collection of balls in \mathbb{R}^d with centres c_1, \dots, c_n , so that no point $x \in \mathbb{R}^d$ is contained in $\lceil \frac{n}{2} \rceil$ of the balls. Then there is an homeomorphism α from \mathbb{R}^d to a subset of the sphere S^d ,¹ so that $\alpha(B_i)$ is exactly a geodesic ball in S^d with center $\alpha(c_i)$, and moreover so that the centroid of the values $\alpha(c_1), \dots, \alpha(c_n)$, in the natural representation of S^d as surface of the unit ball of $d + 1$ dimensions, is exactly the origin.*

This theorem statement is slightly weaker than the statement used by Spielman and Teng, who also described the structure of the homeomorphism as a stereographic projection. However, it is sufficient for our purposes. In particular, it gives us a method of “normalizing” a geometric intersection graph of balls in \mathbb{R}^d to be a geometric intersection graph of (geodesic) balls in S^d . Importantly, since the theorem gives a homeomorphism, it preserves the **ply** of each individual point, which is the total number of balls containing that point. From this, we can now obtain the desired bound on λ_2^* for planar graphs:

Theorem 3.5. *Let G be a planar graph with n vertices and maximum degree Δ . Then $\frac{\lambda_2(G)}{\Delta} \leq \lambda_2^*(G) \leq \gamma^{(3)}(G) \leq \frac{8}{n}$. Hence, $\psi(G)^2 \lesssim \frac{1}{n}$.*

Note that this theorem is a strengthening of both [Theorem 2.1](#) and the planar separator theorem. The proof method will also be analogous to that of Spielman and Teng [ST96, ST07, proof of Theorem 3.3].

Proof. If we can show that $\gamma^{(3)}(G) \leq \frac{8}{n}$, the other inequalities in the statement follow from previous theorem statements.

By [Theorem 3.3](#) and [Theorem 3.4](#), there exists a representation of G as a circle packing on the sphere $S^2 \subset \mathbb{R}^3$. Let the centers be given by $f : V \rightarrow S^2 \subset \mathbb{R}^3$ (i.e., $\|f(v)\|_2^2 = 1$ for each $v \in V$) and let the radii be given by $s : V \rightarrow \mathbb{R}_{\geq 0}$. We claim first that f, s form a feasible solution to $\gamma^{(3)}(G)$: The constraint $\sum_{v \in V} f(v) = \bar{0}$ is exactly the statement that the centroid of the centres is the origin, which is given by [Theorem 3.4](#). The other constraints follow from the facts that two balls intersect if and only if they share an edge, and that $\|f(u) - f(v)\|_2$ is bounded above by the geodesic distance along S^2 between $f(u)$ and $f(v)$. Next, we bound the objective value: It follows from the statement of [Theorem 3.3](#) that the ply of all points in S^2 except for a set of measure 0 is at most 1. Hence, the total area of all balls is bounded by the area of S^2 itself, which is known to be 4π . The area of the ball on S^2 for vertex v is bounded above by $\pi(s(v))^2$, since $s(v)$ is the (geodesic) radius of the ball, so $\sum_{v \in V} \pi(s(v))^2 \leq 4\pi$. Therefore, we get a bound on the objective value of

$$\frac{\sum_{v \in V} s(v)^2}{\sum_{x \in V} \|f(x)\|_2^2} \leq \frac{4}{n}.$$

Finally, the result follows from [Lemma 3.1](#). □

3.1 Geometric Intersection Graphs and Nearest-Neighbour Graphs

Spielman and Teng [ST96, ST07] also used higher-dimensional geometric intersection graphs with similar properties to bound λ_2 for a few other graph classes. In particular, they obtained bounds for d -dimensional k -ply neighbourhood systems, and d -dimensional k -nearest-neighbour graphs.

We can strengthen another key result of theirs:

¹We use the standard topological convention of S^d as the d -dimensional surface of the $(d + 1)$ -dimensional unit ball embeddable in \mathbb{R}^{d+1} . This differs from the notation of Spielman and Teng, who used S^d to denote the $(d - 1)$ -dimensional surface of the d -dimensional unit ball.

Theorem 3.6. Let A_d denote the area of the d -sphere, and let V_d denote the volume of the d -ball (both of these are d -dimensional measures).² Let G be a d -dimensional k -ply neighbourhood system with $n \geq d + 1$ vertices and maximum degree Δ . Then,

$$\frac{\lambda_2(G)}{\Delta} \leq \lambda_2^*(G) \leq \gamma^{(d+1)}(G) \leq 2 \cdot \left(\frac{A_d}{V_d} \cdot \frac{k}{n} \right)^{\frac{2}{d}} < 2 \cdot (2\pi \cdot (d+2))^{\frac{1}{d}} \cdot \left(\frac{k}{n} \right)^{\frac{2}{d}} \lesssim \left(\frac{k}{n} \right)^{\frac{2}{d}}.$$

Consequently, $\psi(G) \lesssim \sqrt{\min\{d, \log \Delta\}} \cdot \left(\frac{k}{n} \right)^{\frac{1}{d}}$. Moreover, reweighted spectral partitioning will find, in polynomial time, a sparse vertex cut S with $\frac{|\partial S|}{|S|} \lesssim \sqrt{\log \Delta} \cdot \left(\frac{k}{n} \right)^{\frac{1}{d}}$.

Note that this theorem is essentially a further generalization of [Theorem 3.5](#).

Proof. The proof is very similar to that of [Theorem 3.5](#), and again is based on the methods of Spielman and Teng [[ST96](#), [ST07](#), proof of Theorem 5.1]. If we can show that $\dot{\gamma}^{(d+1)}(G) \leq \left(\frac{A_d}{V_d} \cdot \frac{k}{n} \right)^{\frac{2}{d}}$, then the other inequalities follow from previously-stated theorems, or from Gautschi's inequality [[Gau59](#)] applied to $\frac{A_d}{V_d}$ (via the closed-form expressions of A_d and V_d using the Gamma function). By [Theorem 3.4](#), we may realize G as the geometric intersection graph of a set of geodesic balls on S^d , so that every point in S^d is contained in at most k of these geodesic balls almost surely, and so that the centroid of the centres of the geodesic balls in \mathbb{R}^{d+1} is exactly the origin. Denote the geodesic balls as B'_1, \dots, B'_n with (geodesic) radii r'_1, \dots, r'_n and centres $c'_1, \dots, c'_n \in S^d$, and let $\text{volume}(B'_i)$ denote the (d -dimensional) volume of the geodesic ball B'_i on S^d . Let r''_i denote the maximum euclidean distance from c'_i to some other point in B'_i using the natural embedding of the unit d -ball into \mathbb{R}^{d+1} -dimensional space as the surface of the $(d+1)$ -dimensional unit ball. We obtain $r''_i \leq r'_i$. See [Figure 2](#) for a low-dimensional example of these quantities on a geodesic ball. Then,

$$\sum_{i=1}^n V_d \cdot r_i''^d \leq \sum_{i=1}^n \text{volume}(B'_i) \leq k \cdot A_d.$$

Moreover, by the definition of $\{r''_i\}$, if B'_i and B'_j intersect (i.e. there is an edge ij in G), then $r''_i + r''_j \geq \|c_i - c_j\|_2$. Thus, we have satisfied the constraints of $\dot{\gamma}^{(d)}(G)$. Note that $\|c_i\|_2^2 = 1$ when the points are represented as the surface of the $(d+1)$ -dimensional unit ball. Hence,

$$\dot{\gamma}^{(d)}(G) \leq \frac{\sum_{v \in V} r_v''^2}{n} \leq \left(\frac{\sum_{v \in V} r_v''^d}{n} \right)^{\frac{2}{d}} \leq \left(\frac{A_d \cdot k}{V_d \cdot n} \right)^{\frac{2}{d}},$$

where the second inequality follows from the power-mean inequality. \square

As previously mentioned, we will also apply this result to k -nearest neighbour graphs, again in a similar manner to Spielman and Teng [[ST96](#), [ST07](#), Corollary 5.2]. Let τ_d denote the **kissing number** in d dimensions, which is the maximum number of non-overlapping unit balls in \mathbb{R}^d arranged to all touch a central unit ball. It is known that as $d \rightarrow \infty$, $2^{0.2075d(1+o(1))} \leq \tau_d \leq 2^{0.401d(1+o(1))}$ [[Wyn65](#), [KL78](#)]. Hence, $\log \tau_d \gtrsim d$ and $\tau_d^{\frac{1}{d}} \lesssim 1$. Miller, Teng, Thurston, and Vavasis [[MTTV97](#)] observed that every k -nearest neighbour graph is the subgraph of a $\tau_d k$ -ply neighbourhood system, and moreover that every k -nearest neighbour graph has maximum degree bounded by $\tau_d k$. Hence, we obtain the following corollary:

²We again use the topological convention of the d -sphere S^d as the d -dimensional surface of the $(d+1)$ -dimensional unit ball.

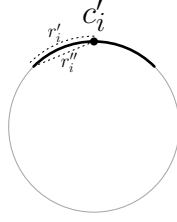


Figure 2: An example of a geodesic ball B'_i on S^1 embedded in \mathbb{R}^2 , with c'_i, r'_i, r''_i all labelled.

Corollary 3.7. *Let G be a d -dimensional k -nearest neighbour graph with n vertices. Then,*

$$\frac{\lambda_2(G)}{\Delta} \leq \lambda_2^*(G) \leq \gamma^{(d+1)}(G) < 2 \cdot (2\pi \cdot (d+2))^{\frac{1}{d}} \cdot \left(\frac{\tau_d k}{n}\right)^{\frac{2}{d}} \lesssim \left(\frac{k}{n}\right)^{\frac{2}{d}}.$$

Consequently, $\psi(G) \lesssim \sqrt{\min\{d, \log \Delta\}} \cdot \left(\frac{k}{n}\right)^{\frac{1}{d}}$. Moreover, reweighted spectral partitioning will find, in polynomial time, a sparse vertex cut S with $\frac{|\partial S|}{|S|} \lesssim \sqrt{\log \Delta} \cdot \left(\frac{k}{n}\right)^{\frac{1}{d}} \lesssim \sqrt{d + \log k} \cdot \left(\frac{k}{n}\right)^{\frac{1}{d}}$.

Note that the bound on $\frac{|\partial S|}{|S|}$ is simplified due to the bound $\log \Delta \lesssim \log \tau_d k \lesssim d + \log k$.

3.2 Bounded-Genus Graphs

Kelner's bound on λ_2 (stated in [Theorem 2.3](#)) for maximal bounded-genus graphs also makes use of circle packings [[Kel04](#), [Kel06b](#), [Kel06a](#)], and, as we will see, can also be generalized to a bound on λ_2^* and $\gamma^{(1)}$. However, the resulting bound also has a (large) polynomial dependence on the maximum degree Δ . Rather than directly applying this bound, we will apply a new transformation that allows us to *almost* fully tighten this dependence. Specifically, our new transformation will take a genus- g graph with n vertices and maximum degree Δ , and produce a graph with $O(\Delta \cdot n)$ vertices and *constant* maximum degree. We will then relate the values of $\gamma^{(1)}$ for the two graphs. In the case of λ_2^* and $\gamma^{(1)}$, this relationship will result in a greatly improved $O(\log \Delta)$ factor for the upper bound.

Also, it is notable that Kelner's bound on λ_2 does *not* apply to non-maximal bounded-genus graphs. This does not seem to be due to any significant obstruction, but rather simply because the machinery has not been built for such a bound. We will amend this while tightening and generalizing the bound to λ_2^* and $\gamma^{(1)}$. Although any non-maximal bounded-genus graph can be made maximal simply by adding edges, a naive process may increase some degrees to $\Omega(n)$ for a graph of n vertices. It seems plausible that edges could be added in such a way that the maximum degree remains asymptotically identical, which has been accomplished in the case of planar graphs [[KB92](#), [KB97](#)]. However, we will bypass this restrictive construction method entirely with the essentially same method we use to reduce the degree.

Recall that a graph G has genus g if it has a **combinatorial embedding** (represented as a **rotation system**) onto a surface of genus g . That is, each vertex has a circular ordering on its vertices, forming a locally-planar embedding. A maximal genus- g graph G is also a triangulation. That is, each face defined by the rotation system is a triangle. Importantly for our purposes, this will allow us to make certain local transformations to a graph without changing its genus, so long as the rotation system is respected in these transformations. These transformations will make use of the following structure:

Definition 3.8. Let $G = (V, E)$ be a graph with n vertices, and let $H = (V', E')$ be a graph with $r \cdot n$ vertices. Suppose there is a function $p : V' \rightarrow V$ so that $|p^{-1}(v)| = r$ for each $v \in V$, so that $p^{-1}(v)$ is also a connected subset of vertices with diameter L . Suppose furthermore that for each edge $uv \in E'$, $p(u)p(v) \in E$. Then we say that G is a **uniform shallow minor** of H with **depth** L .

Usually when studying minors, we usually care about “forbidden” minors of a particular given graph. However, we will use uniform shallow minors in the opposite sense: Given a graph G , we will usually aim to find a graph H for which G is a uniform shallow minor. In particular, their use is characterized by the following technical lemma:

Lemma 3.9. Let $G = (V, E)$ be a graph with n vertices, and let $H = (V', E')$ be a graph with $|V'| = r \cdot n$ vertices. Suppose G is a uniform shallow minor of H with depth L . Then $\gamma^{(1)}(G) \lesssim r \cdot L \cdot \gamma^{(1)}(H)$.

This lemma will be useful in the following sense: If we have a graph G of genus g , we may be able to find a graph H of genus g by performing local transformations at each vertex, so that G is a uniform shallow minor of H . In particular, we may be able to find an H with useful properties, such as a reduced maximum degree or faces that are easier to triangulate. Then, a bound on $\gamma^{(1)}(H)$ will imply a bound on $\gamma^{(1)}(G)$, with “loss” L .

Proof. We start with a trivial case whose elimination we will use later: If $\gamma^{(1)}(H) \cdot r \cdot L \gtrsim 1$, then the result holds since $\gamma^{(1)}(G) \lesssim 1$.

Let $p : V' \rightarrow V$ be the function that certifies the depth- L uniform shallow minor. Let f_H, y_H be a solution to $\gamma^{(1)}(H)$. We will construct a solution f_G, y_G to $\gamma^{(1)}(G)$ with random sampling.

Let $\pi(v)$ be a random variable that is uniformly chosen over $p^{-1}(v)$, so that each $\pi(v)$ is independent. Let $m(v)$ be samples of all such $\pi(v)$ so that

$$\sum_{u \in V} \sum_{v \in V} |f_H(m(u)) - f_H(m(v))|^2 \geq \mathbb{E} \left[\sum_{u \in V} \sum_{v \in V} |f_H(\pi(u)) - f_H(\pi(v))|^2 \right].$$

Let $f_G(v) := f_H(m(v)) - \frac{1}{n} \sum_{x \in V} f_H(m(x))$, and let $y_G(v) := 4r \cdot (2L + 1) \cdot \sum_{v' \in p^{-1}(v)} y_H(v')$.

Under these choices, the objective claim is satisfied since $\sum_{v \in V} y_G(v) = 4r \cdot (2L + 1) \cdot \sum_{v' \in V'} y_H(v')$, and hence we need only check that the constraints of $\gamma^{(1)}(G)$ are satisfied by f_G, y_G .

The first constraint is satisfied since $\sum_{v \in V} f_G(v) = \sum_{v \in V} f_H(m(v)) - \sum_{x \in V} f_H(m(x)) = \bar{0}$. Next, note that for any vertex $v \in V$, and any two vertices $u', v' \in p^{-1}(v)$, there is a path $u' = v'_1, \dots, v'_{l+1} = v'$ of length $l \leq L$ contained entirely within $p^{-1}(v)$. Hence, by the triangle inequality and Cauchy-Schwarz,

$$\begin{aligned} |f_H(u') - f_H(v')|^2 &\leq [|f_H(v'_1) - f_H(v'_2)| + \dots + |f_H(v'_l) - f_H(v'_{l+1})|]^2 \\ &\leq l [|f_H(v'_1) - f_H(v'_2)|^2 + \dots + |f_H(v'_l) - f_H(v'_{l+1})|^2] \\ &\leq L [|f_H(v'_1) - f_H(v'_2)|^2 + \dots + |f_H(v'_l) - f_H(v'_{l+1})|^2] \\ &\leq L [y(v'_1) + 2y(v'_2) + 2y(v'_3) + \dots + 2y(v'_l) + y(v'_{l+1})], \end{aligned}$$

and so for a fixed $v \in V$,

$$\begin{aligned}
& \sum_{u' \in p^{-1}(v)} \sum_{v' \in p^{-1}(v)} |f_H(u') - f_H(v')|^2 \\
& \leq \sum_{u' \in p^{-1}(v)} \sum_{v' \in p^{-1}(v)} L [y(v'_1) + 2y(v'_2) + 2y(v'_3) + \cdots + 2y(v'_l) + y(v'_{l+1})] \\
& \leq 2L \sum_{u' \in p^{-1}(v)} \sum_{v' \in p^{-1}(v)} \sum_{w' \in p^{-1}(v)} y(w') = 2Lr^2 \sum_{w' \in p^{-1}(v)} y(w')
\end{aligned}$$

Using this bound, we can also get a lower bound on $\sum_{v \in V} |f_G(v)|^2$:

$$\begin{aligned}
2|V| \cdot \sum_{v \in V} |f_G(v)|^2 &= \sum_{u \in V} \sum_{v \in V} |f_G(u) - f_G(v)|^2 \\
&= \sum_{u \in V} \sum_{v \in V} |f_H(m(u)) - f_H(m(v))|^2 \\
&\geq \mathbb{E} \left[\sum_{u \in V} \sum_{v \in V} |f_H(\pi(u)) - f_H(\pi(v))|^2 \right] \\
&= \frac{1}{r^2} \sum_{u \in V} \sum_{v \in V \setminus \{u\}} \sum_{u' \in p^{-1}(u)} \sum_{v' \in p^{-1}(v)} |f_H(u') - f_H(v')|^2 \\
&= \frac{1}{r^2} \left[\sum_{u' \in V'} \sum_{v' \in V'} |f_H(u') - f_H(v')|^2 \right. \\
&\quad \left. - \sum_{v \in V} \sum_{u' \in p^{-1}(v)} \sum_{v' \in p^{-1}(v)} |f_H(u') - f_H(v')|^2 \right] \\
&\geq \frac{1}{r^2} \left[2|V| \cdot r \cdot \sum_{v' \in V'} |f_H(v')|^2 \right. \\
&\quad \left. - 2Lr^2 \cdot \left(\sum_{v' \in V'} y_H(v') \right) \cdot \left(\sum_{v' \in V'} |f_H(v')|^2 \right) \right] \\
&= \frac{2 \sum_{v' \in V'} |f_H(v')|^2}{r} \left[|V| - r \cdot (L/2) \cdot \gamma^{(1)}(H) \right] \\
&\geq \frac{2 \sum_{v' \in V'} |f_H(v')|^2}{r} [|V| - 1],
\end{aligned}$$

where the last step follows from our early assumption on the value of $\gamma^{(1)}(H)$. Thus, $\sum_{v \in V} |f_G(v)|^2 \geq \frac{\sum_{v' \in V'} |f_H(v')|^2}{2r}$.

It remains to show the constraint for each edge is satisfied. Let $e = uv \in E$. Similarly to our earlier discussion, there is a path of length $k \leq 2L + 1$ in H from $m(u)$ to $m(v)$ using only vertices in $p^{-1}(\{u, v\})$. Denote this path as $m(u) = v_1, \dots, v_{k+1} = m(v)$. Then,

$$\begin{aligned}
y_G(u) + y_G(v) &= 4r(2L+1) \sum_{u' \in p^{-1}(u)} y_H(u') + \sum_{v' \in p^{-1}(v)} y_H(v') \\
&\geq 4r(2L+1) [y_H(v_1) + \dots + y_H(v_{k+1})] \\
&\geq 2r(2L+1) \sum_{i=1}^k [y_H(v_i) + y_H(v_{i+1})] \\
&\geq 2r(2L+1) \frac{\sum_{i=1}^k |f_H(v_i) - f_H(v_{i+1})|^2}{\sum_{x \in V'} |f_H(x)|^2} \\
&\geq (2L+1) \frac{\sum_{i=1}^k |f_H(v_i) - f_H(v_{i+1})|^2}{\sum_{x \in V} |f_G(x)|^2} \\
&\geq (2L+1) \frac{\left[\sum_{i=1}^k |f_H(v_i) - f_H(v_{i+1})| \right]^2}{k \sum_{x \in V} |f_G(x)|^2} \\
&\geq (2L+1) \frac{|f_H(v_1) - f_H(v_{k+1})|^2}{k \sum_{x \in V} |f_G(x)|^2} \\
&\geq \frac{|f_G(u) - f_G(v)|^2}{\sum_{x \in V} |f_G(x)|^2},
\end{aligned}$$

where the antepenultimate inequality follows from Cauchy-Schwarz, and the penultimate inequality follows from the triangle inequality. \square

Lemma 3.10. *Let G be a graph with genus g , n vertices, and maximum degree Δ . Then there exists a graph H with $n\Delta$ vertices and maximum degree 4 with genus g so that $\gamma^{(1)}(G) \lesssim \gamma^{(1)}(H) \cdot \Delta \cdot \log \Delta$.*

Proof. We create a set V' that contains Δ vertices for each vertex in $V(G)$. Let $p : V' \rightarrow V(G)$ denote the mapping of these vertices. Likewise, for each edge-vertex pair $(e, v) \in E \times V$ with e incident to v , map (e, v) to some vertex in $p^{-1}(v)$, in such a manner that no two distinct edge-vertex pairs are mapped to the same vertex in V' . Use this second mapping to construct a set of endpoint-distinct edges E' . For each $v \in V(G)$, construct a near-perfect binary tree T_v over the Δ vertices in $p^{-1}(v)$ so that some Euler tour of T_v contains the vertices mapped to the rotation system around v as a subsequence (it suffices to construct a near-perfect binary search tree over an arbitrary ordering of $p^{-1}(v)$ containing this subsequence). Note that T_v will have max-degree 3 and diameter at most $2 \log_2 \Delta$. Let E'' be the union over all such trees. Let $H := (V', E' \cup E'')$. Note that the maximum degree of H is 4, since each vertex in V' is incident to at most one edge in E' and at most 3 edges in E'' .

We claim that H is of genus exactly g : G is a minor of H (by contracting all edges in E''), so clearly the genus of H is at least g . Furthermore, a rotation system of G can be extended to a rotation system of H since the trees forming E'' are planar respecting the ordering induced by the rotation system (see [Figure 3](#)), so the genus of H is also at most g .

It remains to show that $\gamma^{(1)}(G) \lesssim \gamma^{(1)}(H) \cdot \Delta \cdot \log \Delta$. In fact, G is exactly a uniform shallow minor of H with depth $2 \log_2 \Delta$, so we simply apply [Lemma 3.9](#). \square

We will be able to leverage this lemma in order to turn a bound on λ_2^* (and $\gamma^{(1)}$) for bounded-genus graphs of *constant* maximum degree into a bound on λ_2^* (and $\gamma^{(1)}$) for bounded-genus graphs of *arbitrary* maximum degree at only a $\log \Delta$ loss. In particular, we will obtain a bound on λ_2^* (and $\gamma^{(1)}$) for *maximal* bounded-genus graphs of constant degree by adapting Kelner's techniques [[Kel04](#), [Kel06b](#), [Kel06a](#)] for bounding λ_2 . Before exploring these techniques, we first show how to reduce to the case of maximal bounded-genus graphs, which will use a similar technique:

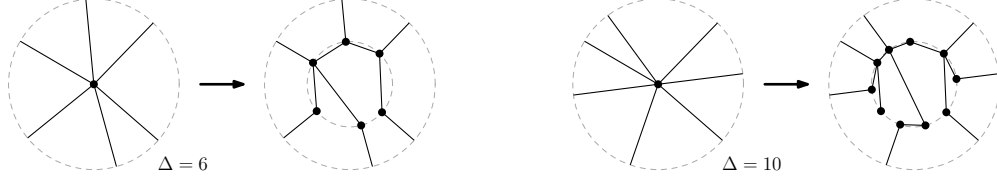


Figure 3: Two examples of the degree-reduction construction for a genus- g graph, respecting a rotation system, local to a vertex. The vertex is replaced with Δ vertices, at least one vertex for each incident edge, and these new vertices are connected with a near-perfect binary tree. In the left example, the displayed vertex is of maximum degree in its graph, while in the right example it is not (resulting in some degree-1 vertices).

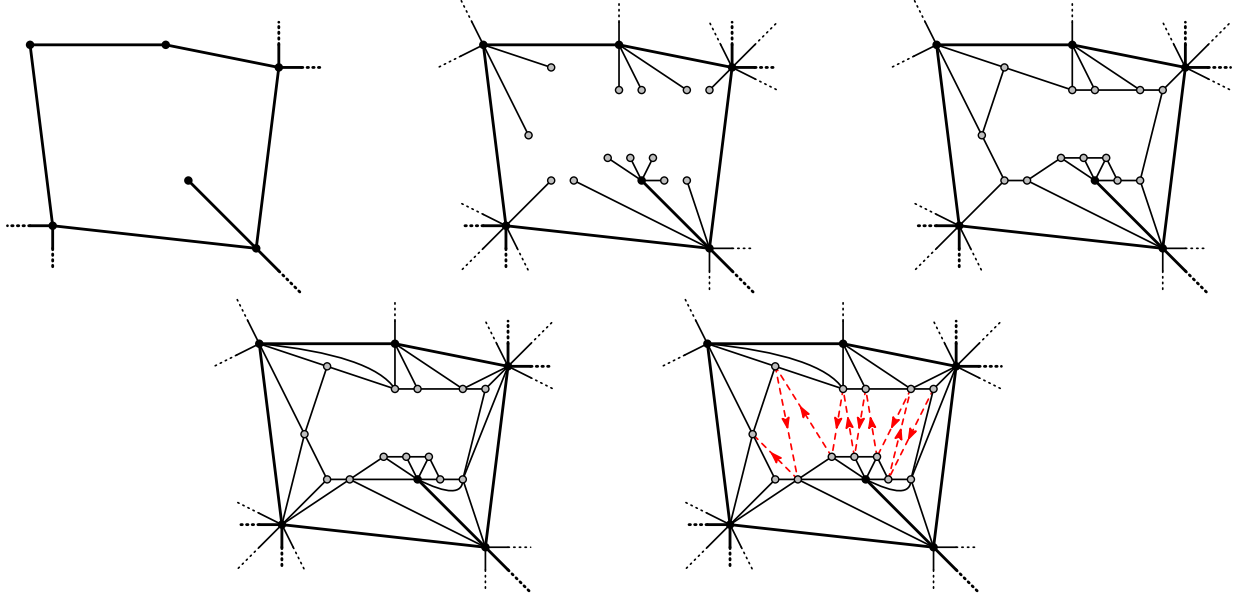


Figure 4: A demonstration of the triangulation steps on a face. From left to right, top to bottom: G , H_1 , H_2 , H_3 , H .

Lemma 3.11. *Let G be a graph of genus g with n vertices and maximum degree Δ . Then there is a triangulated (maximal) genus- g graph H with $(\Delta + 1) \cdot n$ vertices and maximum degree $O(\Delta)$, so that $\gamma^{(1)}(G) \lesssim (\Delta + 1) \cdot \gamma^{(1)}(H)$.*

Proof. We will assume for simplicity that G is connected. $O(1)$ edges can be added to each vertex to make this the case if it is not true.

Let H_1 be the graph that adds Δ vertices around each vertex to G , and ensure that between any two edges in the rotation system around a vertex in G , at least one such edge is added. Observe that H_1 is a genus- g graph with $(\Delta + 1)n$ vertices and maximum degree 2Δ . Observe also that G is a uniform shallow minor of H_1 of depth 2, and hence [Lemma 3.9](#) shows that $\gamma^{(1)}(G) \lesssim (\Delta + 1)\gamma^1(H_1)$.

Now, we will add edges to H_1 . In particular, we will construct a sequence of graphs that add edges to H_1 , but never add vertices, and hence $\gamma^{(1)}$ will only increase for this sequence of graphs. Specifically, within each face of H_1 , we create a cycle of all the newly added vertices in order around the face. The result is a graph we call H_2 (with genus g , $(\Delta + 1)n$ vertices, and maximum degree $\max\{3, 2\Delta\}$) that has no adjacent pair of faces both with size > 4 . Moreover, any vertex incident to a face of size > 4 (i.e., those in the created cycles) is incident exactly two other faces, and has degree

exactly 3. For each face of exactly size 4 in H_2 , triangulate it arbitrarily to get another new graph H_3 (with genus g , $(\Delta + 1)n$ vertices, and maximum degree $\max\{5, 4\Delta\}$). See [Figure 4](#) for examples of each of these graphs around a particular face. It's worth noting that for higher genus graphs, it is possible that a non-simple face may include the same edge twice in the same “direction” during a traversal around the face (as opposed to the example in the figure, where the doubly-included edge is included in opposite directions). This does not cause issues for the construction described here either. It is also worth noting that these steps are necessary even if all the faces are simple: Specifically, we would like to handle the remaining non-triangular faces independently, and the separation ensures that we are not able to later produce parallel edges (see [\[KB97, Figure 6.3\(b\)\]](#) for a demonstration of the issues of adjacent simple faces).

It remains to triangulate the remaining non-triangular faces of H_3 , none of which are adjacent, and all of which are simple. This can be accomplished by adding at most 2 edges per vertex. In particular, Kant and Bodlaender [\[KB92, KB97\]](#) gave an algorithm called “zig-zagging” that adds edges to a single face using a sequence of ear-cuts, triangulating the face. This algorithm applies in the case of faces on *any* rotation system, not just a rotation system on a planar graph. Call the final graph H , which is a triangulated genus- g graph with maximum degree $\max\{7, 4\Delta\}$. See the last diagram in [Figure 4](#) for a demonstration of this algorithm.

Since H has the same vertex set as H_1 , and a strict superset of its edges, $\gamma^{(1)}(H) \geq \gamma^{(1)}(H_1)$, so the lemma follows from the earlier argument. \square

For the remaining lemmas, we need only consider maximal graphs of genus g (triangulations).

A genus- g graph naturally embeds into a genus- g surface. Moreover, a genus- g graph in fact has a circle packing on a genus- g surface. Both the surface and packing is unique up to a certain set of transformations [\[HS93\]](#). However, to bound $\gamma^{(3)}$ in a similar manner to [Theorem 3.5](#), we would need a circle packing on the unit sphere S^2 , likely of ply $O(g)$. Unfortunately, as Kelner [\[Kel04, Kel06b, Kel06a\]](#) pointed out, such circle packings need-not exist. Instead, in order to bound λ_2 , Kelner made use of two steps: First, a specific subdivision procedure is applied to the graph, and it is shown that a bound for the graph obtained by a sequence of subdivision procedures also induces a bound on the initial graph. Second, by applying this procedure a sufficient number of times, it is shown that a continuous analogue of the circle packing theory can be used to obtain a bound. We will apply analogues of each of these steps for $\gamma^{(3)}$ (and $\gamma^{(1)}$, which differs only by a constant factor of at most 3) instead of λ_2 .

The subdivision procedure used by Kelner is the **hexagonal subdivision** of a triangulation G , which produces a graph G' that by bisecting every edge in $E(G)$, and then connecting all three bisection vertices around each resulting face to form a triangle with new edges. See [Figure 5](#) for an example of this operation.

For a triangulation G , let $G^{(k)}$ denote the triangulation that results from k successive applications of hexagonal subdivision. The first step is to show that we can relate $\gamma^{(1)}(G)$ and $\gamma^{(1)}(G^{(k)})$:

Lemma 3.12. *Let G be a triangulation of genus g with maximum degree Δ . Then there is some (universal) constant c so that $|V(G)| \cdot \gamma^{(1)}(G) \lesssim \Delta^c \cdot |V(G^{(k)})| \cdot \gamma^{(1)}(G^{(k)})$.*

We defer the proof of [Lemma 3.12](#) to [Appendix C](#) since it is quite similar to that of [Lemma 3.9](#), and will primarily make use of an argument of Kelner [\[Kel06a, Kel04, Kel06b\]](#) that randomly “embeds” G into $G^{(k)}$. Compared to the proof of [Lemma 3.9](#), this randomized argument includes random paths in addition to random vertices.

The second step is to show that a sufficient number of subdivisions allows us to obtain a bound. This step will make use of the following lemma essentially proved by Kelner:

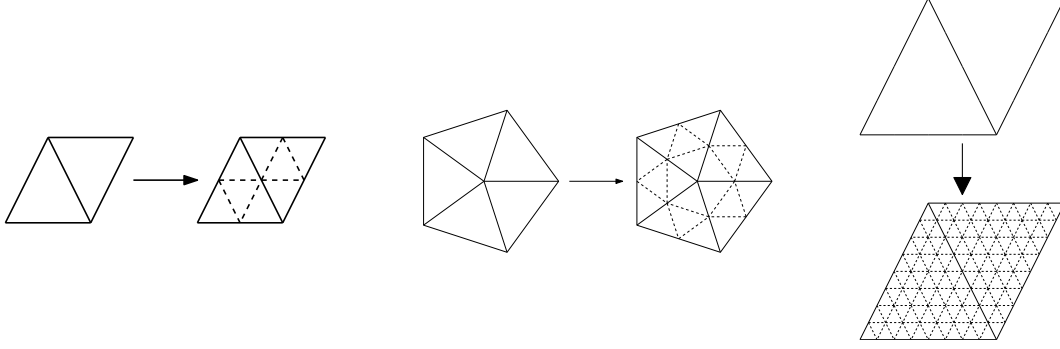


Figure 5: The hexagonal subdivision procedure applied to small example triangulation subgraphs. The left and centre drawings show a single application of the procedure, while the right drawing shows many.

Lemma 3.13 ([Kel06b, Lemma 5.3, Lemma 5.4, proof of Theorem 2.3]). *Let G be a graph of genus g . For each k , let $F^{(k)}$ denote a genus- g surface on which $G^{(k)}$ admits a circle packing. For each vertex $v \in G^{(k)}$, let C_v denote the disk in the packing corresponding to v , and let r_v denote its radius. Let $A(C)$ and $D(C)$ denote the area (measure) and diameter (longest geodesic path between a point pair), respectively, of a compact and connected region C either in $F^{(k)}$ or S^2 . Then there is a sequence $f^{(k)} : F^{(k)} \rightarrow S^2$ of analytic maps so that, for any $\varepsilon > 0$, there exists a threshold N such that for any $k \geq N$ a partition of $S^{(k)}$ into $S_1^{(k)} \cup S_2^{(k)}$ exists with the following properties:*

- For any vertex $v \in G^{(k)}$ where $C_v \subset S_1^{(k)}$,

$$r_v^2 \lesssim D\left(f^{(k)}(C_v)\right)^2 \lesssim A\left(f^{(k)}(C_v)\right).$$

- The projection of $S_1^{(k)}$ with $f^{(k)}$ has ply $O(g)$. That is: For each point $p \in S^2$,

$$\left| \left(f^{(k)} \right)^{-1}(p) \right| \lesssim g,$$

almost surely.

- $\sum_{C_v: C_v \cap S_2^{(k)} \neq \emptyset} D\left(f^{(k)}(C_v)\right)^2 \lesssim \varepsilon$.
- The mapping of the centres of each C_v ($v \in V(G^{(k)})$) under $f^{(k)}$, for S^2 embedded in \mathbb{R}^3 in the standard manner, is exactly the origin.

This is a significant simplification of the sequence of results used by Kelner, tailored for our purposes. We note, for the interested reader, that Kelner gives a complete exposition of the required steps that can be used to prove the above statement only in the journal version of his work [Kel06b] and his thesis [Kel06a, Chapter 11]. Only a high-level outline is given in the original paper [Kel04].

This lemma gives us an analogous approximate circle packing construction for bounded-genus graphs after a sufficient number of hexagonal subdivisions. We will now use it to prove the following lemma:

Lemma 3.14. *Let G be a triangulation of genus g . Then, there is some threshold $N \geq 0$ so that for all $k \geq N$, $\gamma^{(1)}(G^{(k)}) \lesssim \gamma^{(3)}(G^{(k)}) \lesssim \frac{g}{|V(G^{(k)})|}$.*

Proof. Apply [Lemma 3.13](#) with $\varepsilon = O(1)$ to get N . Fix any $k \geq N$. Denote $n^{(k)} := |V(G^{(k)})|$. We will now choose the values y, f for the formulation of $\dot{\gamma}^{(3)}$ to obtain a similar argument to the proof of [Theorem 3.5](#). For each $v \in V(G^{(k)})$, choose $s(v) := D(f^{(k)}(C_v))$ for some constant $\rho \in \Theta(1)$ to be chosen later. Choose $f(v)$ as the image of the centre of C_v under $f^{(k)}$. Note that under this choice, $\sum_{v \in V(G^{(k)})} f^{(k)}(v)$ is exactly the origin.

For each $uv \in E(G^{(k)})$,

$$\|f(v) - f(u)\|_2 \leq D(f^{(k)}(C_v)) + D(f^{(k)}(C_u)) = s(u) + s(v).$$

Hence, all the constraints are satisfied.

Note that $\sum_{v \in V(G^{(k)})} |f^{(k)}(v)|^2 = n^{(k)}$. Let $V_1 = \{v \in V(G^{(k)}) : C_v \subset S_1\}$ and $V_2 = \{v \in V(G^{(k)}) : C_v \cap S_2 \neq \emptyset\}$. Then,

$$\begin{aligned} n^{(k)} \cdot \dot{\gamma}^{(3)}(G^{(k)}) &= \sum_{v \in V(G^{(k)})} D(f^{(k)}(C_v))^2 = \sum_{v \in V_1} D(f^{(k)}(C_v))^2 + \sum_{v \in V_2} D(f^{(k)}(C_v))^2 \\ &\lesssim \sum_{v \in V_1} A(f^{(k)}(C_v)) + \varepsilon \lesssim g \cdot A(S^2) + \varepsilon \lesssim g, \end{aligned}$$

so $\dot{\gamma}^{(3)}(G^{(k)}) \lesssim \frac{g}{n^{(k)}}$. □

The combination of [Lemma 3.10](#), [Lemma 3.11](#), [Lemma 3.12](#) and [Lemma 3.14](#) together imply the following theorem:

Theorem 3.15. *Let G be a graph with n vertices, maximum degree Δ , and genus at most g . Then,*

$$\frac{\lambda_2(G)}{\Delta} \leq \lambda_2^*(G) \leq \gamma^{(1)}(G) \lesssim \frac{g \log \Delta}{n}.$$

Proof. Let G' be the genus- g graph on $n\Delta$ vertices with maximum degree at most $4 = O(1)$ produced by [Lemma 3.10](#). Since the maximum degree of G' is constant, a triangulated genus- g graph G'' with $O(n\Delta)$ vertices and constant maximum degree can be obtained by [Lemma 3.11](#) so that $\gamma^{(1)}(G') \lesssim \gamma^{(1)}(G'')$. By [Lemma 3.12](#), and [Lemma 3.14](#) $\gamma^{(1)}(G'') \lesssim \frac{g}{n\Delta}$, since the degree of G'' is constant. Hence,

$$\frac{\lambda_2(G)}{\Delta} \leq \lambda_2^*(G) \leq \gamma^{(1)}(G) \lesssim \gamma^{(1)}(G') \cdot \Delta \log \Delta \leq \gamma^{(1)}(G'') \cdot \Delta \log \Delta \lesssim \frac{g \log \Delta}{n},$$

which implies the stated result. □

4 Bounds via 1-dimensional Extremal L_p -Embedded Spread

In this section, we will study a quantity we call the d -dimensional extremal L_2 -embedded spread (with a focus on the 1-dimensional case). In more generality:

Definition 4.1. *For a graph G , we define the d -dimensional extremal L^p -embedded spread as:*

$$\begin{aligned} \overline{Q}_p^{(d)}(G) := & \max_{\substack{y: V(G) \rightarrow \mathbb{R}_{\geq 0}, \\ f: V(G) \rightarrow \mathbb{R}^d}} \sum_{u, v \in V(G)} \|f(u) - f(v)\|_p^p \\ & \text{subject to} \quad \begin{aligned} \|y\|_1 &\leq 1 \\ y(u) + y(v) &\geq \|f(u) - f(v)\|_p^p \quad \forall uv \in E(G). \end{aligned} \end{aligned} \tag{3}$$

This will be a key intermediate quantity that will allow us to relate $\bar{s}_2(G)$, $\gamma^{(1)}$, and (consequently) λ_2^* .

The case $\bar{Q}_1^{(1)}$ specifically corresponds to a notion directly related to a certain form of vertex separators used by Feige, Hajiaghayi, and Lee [FHL05, FHL08] (called “observable spread” by Lee [Lee17]). We will discuss this connection briefly later. However, $\bar{Q}_2^{(d)}$ will be more relevant for our methods. In particular, there is a relationship between the d -dimensional extremal L^2 -embedded spread and $\gamma^{(d)}$:

Lemma 4.2. *For a graph G , $\gamma^{(d)}(G) = \frac{2n}{\bar{Q}_2^{(d)}(G)}$*

Proof. We will make a sequence of transformations to each optimization problem.

First, observe that the following is an equivalent formulation for $\gamma^{(d)}$:

$$\begin{aligned} \gamma^{(d)}(G) &:= \min_{\substack{f: V \rightarrow \mathbb{R}^d \\ y: V \rightarrow \mathbb{R}_{\geq 0}}} \frac{\sum_{v \in V} y(v)}{\sum_{x \in V} \|f(x)\|_2^2} \\ \text{subject to} \quad &\sum_{v \in V} f(v) = \bar{0} \\ &y(u) + y(v) \geq \|f(u) - f(v)\|_2^2 \quad \forall uv \in E \end{aligned}$$

We claim that any function $f : V \rightarrow \mathbb{R}^d$ for which $\sum_{v \in V} f(v) = \bar{0}$, it holds that $2n \sum_{v \in V} \|f(v)\|_2^2 = \sum_{u, v \in V} \|f(u) - f(v)\|_2^2$. To prove this claim, let $f_i(v)$ denote the i th coordinate of the vector $f(v)$. Then,

$$\begin{aligned} \sum_{u, v \in V} \|f(u) - f(v)\|^2 &= \sum_{u, v \in V} \sum_{i \in [n]} (f_i(u) - f_i(v))^2 \\ &= \sum_{u, v \in V} \sum_{i \in [n]} [f_i(u)^2 + f_i(v)^2 - 2f_i(u)f_i(v)] \\ &= \sum_{i \in [n]} \sum_{u \in V} \sum_{v \in V} [f_i(u)^2 + f_i(v)^2 - 2f_i(u)f_i(v)] \\ &= \sum_{i \in [n]} \sum_{u \in V} \left[\sum_{v \in V} (f_i(u)^2 + f_i(v)^2) - 2f_i(u) \sum_{v \in V} f_i(v) \right] \\ &= \sum_{i \in [n]} \sum_{u \in V} \sum_{v \in V} [f_i(u)^2 + f_i(v)^2] \\ &= \sum_{i \in [n]} 2n \sum_{x \in V} f_i(x)^2 \\ &= 2n \sum_{x \in V} \|f(x)\|^2. \end{aligned}$$

We obtain:

$$\begin{aligned} \gamma^{(d)}(G) &:= 2n \cdot \min_{\substack{f: V \rightarrow \mathbb{R}^d \\ y: V \rightarrow \mathbb{R}_{\geq 0}}} \frac{\sum_{v \in V} y(v)}{\sum_{u, v \in V} \|f(u) - f(v)\|_2^2} \\ \text{subject to} \quad &\sum_{v \in V} f(v) = \bar{0} \\ &y(u) + y(v) \geq \|f(u) - f(v)\|_2^2 \quad \forall uv \in E. \end{aligned}$$

No vector $f(u) - f(v)$ is affected by translation, so the constraint $\sum_{v \in V} f(v) = \bar{0}$ is unnecessary, and hence the reciprocal of the inner fractional program here is exactly $\bar{Q}_2^{(d)}$, and the result follows. \square

At this point, we'd like to relate $\bar{Q}_2^{(1)}(G)$ to $\bar{s}_2(G)$ (and consequently also $\bar{s}_1(G)$). There are two different natural ways to accomplish this: We could relate $\bar{s}_1(G)$ to $\bar{Q}_1^{(1)}(G)$ via a metric embedding, and $\bar{Q}_1^{(1)}(G)$ to $\bar{Q}_2^{(1)}(G)$ via Cauchy-Schwarz, getting a “loss” from each step. Alternatively, we can instead apply Cauchy-Schwarz directly to $\bar{s}_2(G)$ first, and then apply a metric embedding to the resulting quantity. This second method is analogous to some steps used by Biswal, Lee, and Rao to bound λ_2 [BLR10, proof of Theorem 5.1]. Each of these methods will result in the same bound, but we will present both since the final proof structure will be of independent interest. We start by relating $\bar{Q}_1^{(d)}$ and $\bar{Q}_2^{(d)}$:

Lemma 4.3. *For a graph G with n vertices, $\frac{(Q_1^{(d)}(G))^2}{2dn^2} \leq Q_2^{(d)}(G)$.*

Proof. Let y, f be the optimal solution to $Q_1^{(d)}(G)$. We will construct a (possible sub-optimal) solution y', f' to $Q_2^{(d)}(G)$. Let $y'(v) := y(v)^2$, and let $f' := f/\sqrt{2}$. Then, by two applications of Cauchy-Schwarz,

$$\begin{aligned} \sum_{u,v \in V(G)} \|f'(u) - f'(v)\|_2^2 &\geq \sum_{u,v \in V(G)} \frac{1}{d} \|f'(u) - f'(v)\|_1^2 \\ &\geq \frac{\left(\sum_{u,v \in V(G)} \|f'(u) - f'(v)\|_1\right)^2}{dn^2} \\ &= \frac{\left(\sum_{u,v \in V(G)} \|f(u) - f(v)\|_2\right)^2}{2dn^2}. \end{aligned}$$

so it remains only to show the constraints are satisfied. For any $u, v \in V$,

$$\begin{aligned} \|f'(u) - f'(v)\|_2^2 &\leq \|f'(u) - f'(v)\|_1^2 \\ &= \|f(u) - f(v)\|_1^2 / 2 \\ &\leq (y(u) + y(v))^2 / 2 \\ &\leq y(u)^2 + y(v)^2 = y'(u) + y'(v). \end{aligned}$$

And finally,

$$\|y'\|_1 = \|y\|_2 \leq \|y\|_1 \leq 1,$$

so f' and y' form a valid solution to $Q_2^{(d)}$ with the claimed objective value. \square

Next, we show the alternative step in which we could apply Cauchy-Schwarz:

Lemma 4.4. *For a graph G ,*

$$\frac{[\bar{s}_2(G)]^2}{n^2} \leq \sup_{\omega: V(G) \rightarrow \mathbb{R}_{\geq 0}, \|\omega\|_2 \leq 1} \sum_{u,v \in V(G)} [d_G^\omega(u,v)]^2.$$

Proof. The result follows directly from Cauchy-Schwarz. \square

We now highlight the metric embedding steps of each of the two methods:

Lemma 4.5. *For a graph G ,*

$$[\bar{\alpha}(G)]^2 \cdot \bar{Q}_2^{(1)}(G) \gtrsim \sup_{\omega: V(G) \rightarrow \mathbb{R}_{\geq 0}, \|\omega\|_2 \leq 1} \sum_{u, v \in V(G)} [d_G^\omega(u, v)]^2.$$

Proof. Apply [Theorem 2.15](#) to get a non-expansive embedding $f' : V \rightarrow \mathbb{R}$ from d_G^ω to \mathbb{R} with average 2-distortion at most $C_2 \cdot 2 \cdot [\bar{\alpha}(G)]^2$ for a universal constant C_2 . Using $y(v) := \omega(v)^2$ and $f(v) := f'(v)/2$, we claim the constraints of $\bar{Q}_2^{(1)}(G)$ are satisfied: For the first constraint, $\|y\|_1 = \sum_{v \in V} \omega(v)^2 = \|\omega\|_2^2 \leq 1$. For the remaining constraints,

$$y(u) + y(v) = \omega(u)^2 + \omega(v)^2 \geq \frac{1}{2} [\omega(u) + \omega(v)]^2 \geq \frac{1}{2} |f'(u) - f'(v)|^2 \geq |f(u) - f(v)|^2,$$

and so y, f forms a feasible solution to $\bar{Q}_2^{(1)}(G)$. Finally, it follows from the 2-distortion bound that

$$\sum_{u, v \in V(G)} [d_G^\omega(u, v)]^2 \lesssim [\bar{\alpha}(G)]^2 \cdot \sum_{u, v \in V(G)} |f'(u) - f'(v)|^2 \lesssim [\bar{\alpha}(G)]^2 \cdot \sum_{u, v \in V(G)} |f(u) - f(v)|^2.$$

□

The alternative place to employ the metric embedding step is to jump from $\bar{s}_2(G)$ to $\bar{Q}_1^{(1)}$:

Lemma 4.6. *For a graph G ,*

$$[\bar{\alpha}(G)]^2 \cdot \bar{Q}_1^{(1)}(G) \gtrsim \bar{s}_2(G).$$

Proof. The proof is essentially the same as that of [Lemma 4.5](#), except that a non-expansive embedding with bounded 1-distortion is used. □

By combining either [Lemma 4.6](#) and [Lemma 4.3](#), or [Lemma 4.4](#) and [Lemma 4.5](#), we obtain the following result:

Lemma 4.7. *Let G be a graph,*

$$[\bar{\alpha}(G)]^2 \cdot \bar{Q}_2^{(1)}(G) \gtrsim \frac{[\bar{s}_2(G)]^2}{n^2}.$$

We obtain a sequence of important corollaries from combining [Lemma 4.7](#) and [Lemma 4.2](#). Most importantly, we obtain the following theorem:

Theorem 4.8. *For a graph G with maximum degree Δ ,*

$$\frac{\lambda_2(G)}{\Delta} \leq \lambda_2^*(G) \leq \gamma^{(n)}(G) \leq \gamma^{(1)}(G) \lesssim [\bar{\alpha}(G)]^2 \cdot \frac{n^3}{[\bar{s}_2(G)]^2}.$$

Proof. The first three inequalities follow from [Observation 1.2](#), the strong duality of $\lambda_2^*(G)$ and $\gamma^{(n)}(G)$, and a simple relaxation. The last one follows from the combination of [Lemma 4.7](#) and [Lemma 4.2](#). □

All of [Theorem 2.1](#), [Theorem 2.4](#), [Theorem 2.5](#), and [Theorem 2.6](#) are strengthened by this result. Using the results in [Section 2.2](#) and [Section 2.3](#) we obtain:

Corollary 4.9. *Let G be a graph with n vertices. If G has genus at most g , then*

$$\frac{\lambda_2(G)}{\Delta} \leq \lambda_2^*(G) \leq \gamma^{(1)}(G) \lesssim \frac{g(\log g)^2}{n}.$$

If G has no K_h minor, then

$$\frac{\lambda_2(G)}{\Delta} \leq \lambda_2^*(G) \leq \gamma^{(1)}(G) \lesssim \frac{(h \log h \log \log h)^2}{n}.$$

If $G \in \text{rig}(\hat{G})$ for a graph \hat{G} with no K_h minor, then

$$\frac{\lambda_2(G)}{\Delta} \leq \lambda_2^*(G) \leq \gamma^{(1)}(G) \lesssim \frac{\Delta h^6 (\log \log h)^2}{n}.$$

Moreover, this also induces a yet another proof of the planar separator theorem via [Theorem 1.4](#), although this proof does not imply that reweighted spectral partitioning can be used as a polynomial time algorithm for the planar separator theorem without the result in the next section.

Note that we can avoid the constraints on n for the bounds in [Section 2.2](#) since $\gamma^{(1)}(G) \leq 2 + \frac{2}{n-1} \lesssim 1$: If n is even, assign y to be $\frac{2}{n}$ for every vertex, and assign f to be -1 for half the vertices and 1 for the other half of the vertices (this results in the stronger bound of $\gamma^{(1)}(G) \leq 2$). If n is odd (and at least 3), assign y to be $\frac{2}{n-1}$ for every vertex, and assign f to be an even split of -1 and 1 for all but one vertex, which is assigned 0 (resulting in the stated bound).

5 A Refined Cheeger Inequality

Almost all the bounds we have found apply directly to $\gamma^{(1)}$, save for those in [Section 3.1](#). Hence, all such bounds also imply the existence of small separators, but the proofs are non-constructive. We are also interested in (efficient) algorithms for computing such separators. Unfortunately, naively applying the construction for [Theorem 1.3](#) would result in a larger separator by a factor of $\sqrt{\log \Delta}$. Sometimes this is quite good, but when Δ is large we can often do better. One of our goal was to eliminate the necessary dependence on maximum degree, and so ideally we would like to further reduce this factor in cases where Δ is large. In this section, we (briefly) show that this dimension reduction step can be further mitigated for special graph classes. As a consequence, we are also able to recover a refined Cheeger inequality.

Lemma 5.1. *For any graph G , and any $d, p \geq 1$, $\overline{Q}_p^{(d)}(G) \leq C_p \cdot [\alpha(G)]^p \cdot \overline{Q}_p^{(1)}(G)$, where C_p is a constant dependent only on p .*

The proof of this lemma will be analogous to that of [Lemma 4.5](#), which made use of the non-expansive embedding given by [Theorem 2.15](#). However, there are two key differences: First, the edge-weight modulus α is used rather than the vertex-weight modulus $\bar{\alpha}$. Second, the embedding given by [Theorem 2.15](#) is non-expansive for *every* pair of vertices, but the proof of [Lemma 4.5](#) only makes use of the fact that it applies to adjacent pairs. Hence, a similar bound could have also applied to a modified optimization problem with a larger objective value. However, here it is critical that the constraints in the optimization problem of $\overline{Q}_p^{(1)}(G)$ are only for adjacent pairs.

Proof. Let f, y be the optimal solution to $Q_p^{(d)}$. Let $\omega : E \rightarrow \mathbb{R}_{\geq 0}$ be edge weights so that $\omega(uv) = \|f(u) - f(v)\|_p$. Let d_ω be the shortest-path metric over G induced by the edge weights ω . Apply [Theorem 2.15](#) to d_ω to obtain a non-expansive embedding $f' : V \rightarrow \mathbb{R}$ of (V, d_ω) with p -distortion

at most $C_p \cdot [\alpha(G)]^p$. We claim that f', y forms a feasible solution to $Q_p^{(1)}$. Since y is unchanged, it suffices to only check the constraint on each edge. For each edge $uv \in E$, $d_\omega(u, v) = \|f(u) - f(v)\|_p$. Moreover, $d_\omega(u, v) \geq |f'(u) - f'(v)|$ by the non-expansive guarantee of the embedding, so we obtain $|f'(u) - f'(v)| \leq y(u) + y(v)$ as desired. Finally, by the p -distortion guarantee, we obtain the bound $\overline{Q}_p^{(d)}(G) \leq C_p \cdot [\alpha(G)]^p \cdot \sum_{u,v \in V(G)} \|f(u) - f(v)\|_p^p$. \square

By applying [Lemma 4.2](#), we can immediately obtain the following dimension-reduction theorem:

Theorem 5.2. *For a graph G , and all $d \geq 1$, $\gamma^{(1)}(G) \lesssim [\alpha(G)]^2 \cdot \gamma^{(d)}(G)$.*

Finally, we can use this to refine [Theorem 1.3](#):

Theorem 5.3 (Refined Cheeger Inequality for Vertex Expansion). *For a graph G with maximum degree Δ ,*

$$\frac{\psi(G)^2}{\min\{\log \Delta, \alpha(G)^2\}} \lesssim \lambda_2^*(G) \lesssim \psi(G).$$

It should be noted that [Theorem 1.3](#) is inherently constructive. However, [Theorem 5.3](#) is not: There is not any known method that can approximate $\alpha(G)$. Fortunately, in the case of K_h -minor-free graphs, the recent bound of $\alpha(G) \in \mathcal{O}(\log h)$ is constructive and provides a polynomial-time algorithm, even if the value of h is not known [[CF25](#)]. In other words, [Corollary 1.6](#) is constructive (in the sense of implying a polynomial-time algorithm) without parametrization.

6 A High-Level View of Congestion-based Bounds

The results in the previous sections are built on combinations of results and techniques from a variety of previous works, as well as a couple new methods. In this section, we will show that a high-level overview of the whole sequence of proof methods results in some key insight towards answering [Conjecture 2.2](#) (and similar tightenings for other bounds), as well as a deeper understanding of the structure of all these quantities. For this section, fix a graph $G = (V, E)$ with n vertices. We will primarily focus on the methods in [Section 4](#), and the case of bounded-genus graphs. Analogous observations hold for K_h -minor-free graphs and the methods in [Section 3](#). Henceforth, assume G has genus at most g .

As a first step, we define the other main quantities used by Biswal, Lee, and Rao [[BLR10](#)] for their eigenvalue bounds:

Definition 6.1. Let $\Lambda^{u,v}$ denote a flow from u to v , so that Λ itself is a multi-commodity flow for all possible pairs (u, v) . Λ is said to be a **unit K_n -flow** if the amount of flow in $\Lambda^{u,v}$ is exactly 1 for all pairs (u, v) . A unit K_n -flow Λ is said to be **integral** if all flows are paths. The **congestion** of a flow Λ at a vertex x is $c_\Lambda(x) := \sum_{u,v \in V} \Lambda^{u,v}(x)$. The **L^p -extremal congestion** is $\text{con}_p(G) := \min_\Lambda \|c_\Lambda\|_p$, where the minimum is taken over all unit K_n flows Λ . The **L^p -extremal integral congestion** is $\text{con}_p^*(G) := \min_\Lambda \|c_\Lambda\|_p$, where the minimum is taken over all integral unit K_n flows Λ .

There are several important properties of these quantities shown by Biswal, Lee, and Rao [[BLR10](#)]. In particular, they showed the following results:

Theorem 6.2 ([[BLR10](#), proof of Theorem 3.1]). *For a graph G with genus at most g , $\text{con}_2^*(G) \gtrsim \frac{n^2}{\sqrt{g}}$.*

This theorem is proven using a standard crossing number inequality argument.

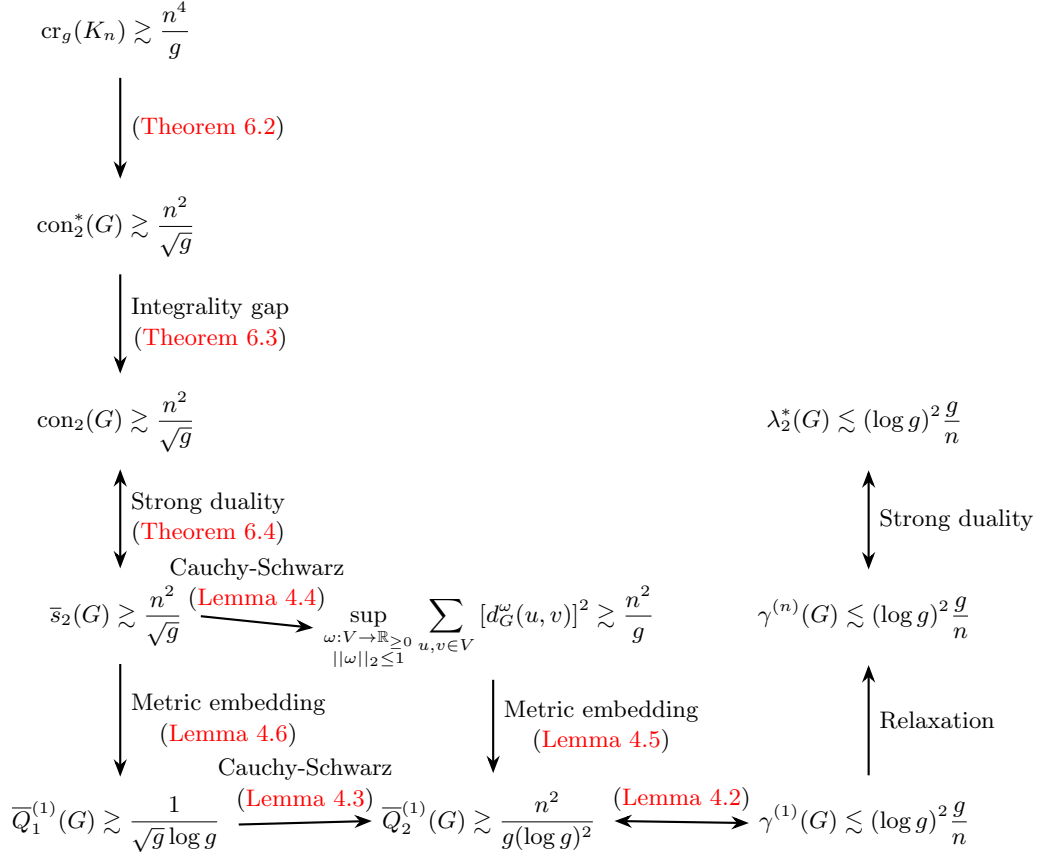
Theorem 6.3 ([BLR10, Lemma 2.1]). *For a graph G with n vertices, $\text{con}_2^*(G) \leq \text{con}_2(G) + n^{\frac{3}{2}}$.*

This theorem is proven using a probabilistic argument.

Theorem 6.4 ([BLR10, Theorem 2.2]). *For a graph G , $\text{con}_2(G) = \bar{s}_2(G)$.*

This theorem is proven using Lagrangian duality and Slater's condition for convex optimization.

We are now ready to give the full overview of the techniques used to obtain the bounds on $\lambda_2^*(G)$ and $\gamma^{(1)}(G)$:



Recall also that to obtain a cut from $\lambda_2^*(G)$ requires using a lossy metric embedding (with $\min(\alpha(G)^2, \log \Delta)$ loss) to get back from $\gamma^{(n)}(G)$ to $\gamma^{(1)}(G)$. This gives us a second diagram for polynomial-time computable quantities, starting from $\lambda_2^*(G)$:

$$\begin{array}{c}
\lambda_2^*(G) \lesssim (\log g)^2 \cdot \frac{g}{n} \\
\updownarrow \text{Strong duality} \\
\gamma^{(n)}(G) \lesssim (\log g)^2 \cdot \frac{g}{n} \\
\downarrow \text{Metric embedding/dimension reduction} \\
\gamma^{(1)}(G) \lesssim (\log g)^4 \cdot \frac{g}{n} \quad (\text{Theorem 5.2}) \\
\downarrow \text{1-dimensional Cheeger inequality for } \psi \\
\psi(G) \lesssim \frac{(\log g)^2 \sqrt{g}}{\sqrt{n}} \quad (\text{Theorem 1.4})
\end{array}$$

There are a number of symmetries in these diagrams. In particular, λ_2^* is related to $\gamma^{(n)}$ by a form of strong duality, just as con_2 and \bar{s}_2 are related by strong linear programming duality. Likewise, \bar{s}_2 is related to $\bar{Q}_2^{(1)}$ by two different methods that each involve a metric embedding, just as $\gamma^{(n)}$ can be related to $\gamma^{(1)}$ via the same metric embedding. It is possible these are all coincidental, but they do suggest the possibility of a deeper relationship between all these quantities than what we have discovered so far.

One notable feature of these symmetries is that we incur *two* identical metric embedding losses when we actually *compute* a cut. Both come from essentially the same source, so this seems quite unnecessary. One of these losses is likely necessary: A (general) constant-factor dimension-reduction from $\gamma^{(n)}$ to $\gamma^{(1)}$ would violate the small-set expansion conjecture [LRV13], so we expect some kind of loss at this step. The loss in the upper bound seems unnecessary though. In fact, it seems as if it comes from the fact that we pass through the low-dimensional $\gamma^{(1)}$. All current methods for bounding λ_2 (and λ_2^*) in bounded-genus graphs make use of a low-dimensional quantity. Moreover, some methods start by giving a bound on a polynomial-time computable quantity like \bar{s}_2 . If any polynomial-time quantity could be used to approximate $\gamma^{(1)}$ within a constant factor in both directions, then the small-set expansion conjecture would be disproved. Although we have only focused on bounding $\gamma^{(1)}$ in one direction, this (in combination with the symmetry of the current bounds) may suggest that resolving [Conjecture 2.2](#) (and strengthening it to λ_2^*) could require using a higher-dimensional construction. Unfortunately, jumping straight from \bar{s}_2 to $\gamma^{(n)}$ with some kind of higher-dimensional non-expansive metric embedding seems to require some non-trivial average distortion in general [Rab08], so different methods for this would likely need to be developed. Alternatively, it is quite possible that a bound on $\gamma^{(1)}$ could be found using some structure that also is not believed to be approximable. With these observations in mind, we propose two new conjectures:

Conjecture 6.5. *For a graph G of n vertices with genus g , the second smallest eigenvalue of the Laplacian matrix of G has $\lambda_2^*(G) \lesssim \frac{g}{n}$.*

Conjecture 6.6. *For a graph G of n vertices with no K_h -minor, so that $n \gtrsim h$, the second smallest eigenvalue of the Laplacian matrix of G has $\lambda_2^*(G) \lesssim \frac{h^2}{n}$.*

We are specifically *not* conjecturing that the same bounds hold for $\gamma^{(1)}$, although we have not ruled out this possibility either. Determining if such a bound is even possible is an interesting open question as well.

The first of these conjectures is a slight strengthening of [Conjecture 2.2](#), and the second is a strengthening of another conjecture of Spielman and Teng [ST07, Conjecture 2]. However, neither of

these would completely get rid of the metric embedding/dimension reduction loss in *polynomial-time computable* cuts that arises during reweighted spectral partitioning via the refined Cheeger-style inequality stated in [Theorem 5.3](#).

An interesting observation is that the purely metric embedding-based methods of bounding $\gamma^{(1)}$ result in vertex expansion certifications no smaller than those obtained by the algorithm of Feige, Hajiaghayi, and Lee [[FHL05](#), [FHL08](#)] (who showed that vertex expansion is directly related to $Q_1^{(1)}$, more explicitly stated by Lee [[Lee17](#), Theorem 1.7]) and that this would remain true of the polynomial-time computable bounds even if the conjectures above held. This suggests that one of the strengths of reweighted spectral partitioning (and even traditional spectral partitioning) is that it is able to (optionally) replace this dependence on metric embeddings with a (possibly better) dependence on the maximum degree. Granted, it is also possible that an analogous bound involving Δ could be obtained via more direct methods (i.e., direct approximations of vertex expansion) in the future.

7 Conclusion and Future Work

We have given bounds for λ_2^* (and often, $\gamma^{(1)}$) for a large number of graph classes, as well as a new relationship between λ_2^* and $\gamma^{(1)}$. There are a number of natural questions left open, besides those previously discussed. Some of the most far-reaching questions are as follows:

- The new relationship between $\lambda_2^*(G)$ and $\gamma^{(1)}(G)$ incorporating $\alpha(G)$, stated in [Theorem 5.3](#), is in some ways similar to an approximation algorithm of Feige, Hajiaghayi, and Lee [[FHL05](#), [FHL08](#)]. In particular, it is natural to ask if vertex expansion may be $\mathcal{O}(\alpha(G))$ -approximated in almost-linear time by strengthening the main result of Lau, Tung, and Wang [[LTW24](#)], which gives an almost-linear time $\mathcal{O}(\sqrt{\log n})$ -approximation. In particular, both results build on the metric rounding method Arora, Rao, and Vazirani [[ARV08](#), [ARV09](#)].
- Similarly, it would be interesting to determine if [Theorem 5.3](#) could be made *directly* constructive, ideally with a simple algorithm. Specifically, this would remove the algorithmic requirements of bounds on $\alpha(G)$. Such a construction would not necessarily need to compute $\alpha(G)$.
- While the $\log \Delta$ factor in [Theorem 5.3](#) is likely essentially necessary in general graphs [[LRV13](#)], we have shown that at least one other possible factor may be used ($\alpha(G)$) that is stronger in some cases. It would be interesting to know if other factors may be used in this dimension-reduction bound, such as the logarithm of average degree, or the logarithm of the square root of the average squared degree. It would also be interesting to know if there is a natural way to unify all these bounds in some manner, particularly if such a unification could result in one simple algorithm.

In addition, there is the practical question of whether or not reweighted spectral partitioning produces better results than other techniques in real-world settings. The methods for reweighted spectral partitioning are still quite new, and has primarily been studied primarily from a theoretical perspective. Hence, this significantly differs from the history of spectral partitioning, which was shown to have practical significance before being shown to have algorithmic guarantees.

Experimentally testing the practicality of the method would first require a complete implementation, so we outline the simplest-known methods for each step: Boyd, Diaconis and Xiao [[BDX04](#)] provided a practical and simple subgradient method for computing λ_2^* that could quite easily be implemented with GPU-acceleration in a modern library, although a slightly different method (such

as a subgradient method in the dual, or a more recent general-case SDP-solver) would need to be used to allow the extraction of a dual solution for $\gamma^{(n)}$. The simplest dimension-reduction technique is that of Kwok, Lau, and Tung [KLT22], stated in [Theorem 1.5](#). Unfortunately, the best-known bounds for $\alpha(G)$ (particularly for forbidden-minor graphs) are not currently as algorithmically simple, nor is their application in [Theorem 5.3](#). Finally, the simplest cut algorithm is also likely that of Kwok, Lau, and Tung [KLT22, Section 3.2.3].

References

- [AM85] Noga Alon and Vitali D Milman. λ_1 , isoperimetric inequalities for graphs, and super-concentrators. *Journal of Combinatorial Theory, Series B*, 38(1):73–88, 1985.
- [And70] Evgeny M Andreev. On convex polyhedra in lobačevskiĭ spaces. *Mathematics of the USSR-Sbornik*, 10(3):413, 1970.
- [ARV08] Sanjeev Arora, Satish Rao, and Umesh Vazirani. Geometry, flows, and graph-partitioning algorithms. *Communications of the ACM*, 51(10):96–105, 2008.
- [ARV09] Sanjeev Arora, Satish Rao, and Umesh Vazirani. Expander flows, geometric embeddings and graph partitioning. *Journal of the ACM (JACM)*, 56(2):1–37, 2009.
- [BDX04] Stephen Boyd, Persi Diaconis, and Lin Xiao. Fastest mixing markov chain on a graph. *SIAM review*, 46(4):667–689, 2004.
- [BJ92] Thang Nguyen Bui and Curt Jones. Finding good approximate vertex and edge partitions is np-hard. *Information Processing Letters*, 42(3):153–159, 1992.
- [BLR10] Punyashloka Biswal, James R Lee, and Satish Rao. Eigenvalue bounds, spectral partitioning, and metrical deformations via flows. *Journal of the ACM (JACM)*, 57(3):1–23, 2010.
- [BMS⁺16] Aydın Buluç, Henning Meyerhenke, Ilya Safro, Peter Sanders, and Christian Schulz. *Recent Advances in Graph Partitioning*, pages 117–158. Springer International Publishing, Cham, 2016.
- [BPP22] Swati A Bhavsar, Varsha H Patil, and Aboli H Patil. Graph partitioning and visualization in graph mining: a survey. *Multimedia tools and applications*, 81(30):43315–43356, 2022.
- [CCW21] Ming-Hung Chen, Yao-Wen Chang, and Jun-Jie Wang. Performance-driven simultaneous partitioning and routing for multi-fpga systems. In *2021 58th ACM/IEEE Design Automation Conference (DAC)*, pages 1129–1134, 2021.
- [CF25] Jonathan Conroy and Arnold Filtser. How to protect yourself from threatening skeletons: Optimal padded decompositions for minor-free graphs. *arXiv preprint arXiv:2504.00278*, 2025.
- [CKL⁺22a] Li Chen, Rasmus Kyng, Yang Liu, Richard Peng, Maximilian Probst Gutenberg, and Sushant Sachdeva. Maximum flow and minimum-cost flow in almost-linear time. *Journal of the ACM*, 2022.

- [CKL⁺22b] Li Chen, Rasmus Kyng, Yang P Liu, Richard Peng, Maximilian Probst Gutenberg, and Sushant Sachdeva. Maximum flow and minimum-cost flow in almost-linear time. In *2022 IEEE 63rd Annual Symposium on Foundations of Computer Science (FOCS)*, 2022.
- [DDSV93] Krzysztof Diks, Hristo N Djidjev, Ondrej Sykora, and Imrich Vrto. Edge separators of planar and outerplanar graphs with applications. *Journal of Algorithms*, 14(2):258–279, 1993.
- [Die25] Reinhard Diestel. *Extremal Graph Theory*, pages 179–226. Springer Berlin Heidelberg, Berlin, Heidelberg, 2025.
- [DP25] Michelle Delcourt and Luke Postle. Reducing linear hadwiger’s conjecture to coloring small graphs. *Journal of the American Mathematical Society*, 38(2):481–507, 2025.
- [FGBJ17] Amir H Farrahi, Alan T Goldberg, Leonard Bagasol, and Jaewoo Jung. Applying graph theory to problems in air traffic management. In *17th AIAA Aviation Technology, Integration, and Operations Conference*, page 3775, 2017.
- [FHL05] Uriel Feige, Mohammad Taghi Hajiaghayi, and James R. Lee. Improved approximation algorithms for minimum-weight vertex separators. In Harold N. Gabow and Ronald Fagin, editors, *Proceedings of the 37th Annual ACM Symposium on Theory of Computing, Baltimore, MD, USA, May 22-24, 2005*, pages 563–572. ACM, 2005.
- [FHL08] Uriel Feige, MohammadTaghi Hajiaghayi, and James R. Lee. Improved approximation algorithms for minimum weight vertex separators. *SIAM J. Comput.*, 38(2):629–657, 2008.
- [Fie73] Miroslav Fiedler. Algebraic connectivity of graphs. *Czechoslovak mathematical journal*, 23(2):298–305, 1973.
- [Gau59] Walter Gautschi. Some elementary inequalities relating to the gamma and incomplete gamma function. *J. Math. Phys*, 38(1):77–81, 1959.
- [Ger31] S. Geršgorin. Über die abgrenzung der eigenwerte einer matrix. *Izv. Math.*, (6), 1931. Zbl: <https://zbmath.org/?q=an:0003.00102|57.1340.06>.
- [GHT84] John R Gilbert, Joan P Hutchinson, and Robert Endre Tarjan. A separator theorem for graphs of bounded genus. *Journal of Algorithms*, 5(3):391–407, 1984.
- [HLW06] Shlomo Hoory, Nathan Linial, and Avi Wigderson. Expander graphs and their applications. *Bulletin of the American Mathematical Society*, 43(4):439–561, 2006.
- [HS93] Zheng-Xu He and Oded Schramm. Fixed points, koebe uniformization and circle packings. *Annals of Mathematics*, 137(2):369–406, 1993.
- [JPV22] Vishesh Jain, Huy Tuan Pham, and Thuy-Duong Vuong. Dimension reduction for maximum matchings and the fastest mixing markov chain. *arXiv preprint arXiv:2203.03858*, 2022.
- [JS88] Mark Jerrum and Alistair Sinclair. Conductance and the rapid mixing property for markov chains: the approximation of permanent resolved. In *Proceedings of the twentieth annual ACM symposium on Theory of computing*, pages 235–244, 1988.

- [Kai04] Volker Kaibel. On the expansion of graphs of 0/1-polytopes. In *The Sharpest Cut: The Impact of Manfred Padberg and His Work*, pages 199–216. SIAM, 2004.
- [Kan93] Goossen Kant. Algorithms for drawing planar graphs. *PhD thesis, Dept. of Computer Science, Utrecht University*, 1993.
- [KB92] Goos Kant and Hans L Bodlaender. Triangulating planar graphs while minimizing the maximum degree. In *Algorithm Theory—SWAT’92: Third Scandinavian Workshop on Algorithm Theory Helsinki, Finland, July 8–10, 1992 Proceedings 3*, pages 258–271. Springer, 1992.
- [KB97] Goos Kant and Hans L Bodlaender. Triangulating planar graphs while minimizing the maximum degree. *information and computation*, 135(1):1–14, 1997.
- [Kel04] Jonathan A Kelner. Spectral partitioning, eigenvalue bounds, and circle packings for graphs of bounded genus. In *Proceedings of the thirty-sixth annual ACM symposium on Theory of computing*, pages 455–464, 2004.
- [Kel06a] Jonathan A Kelner. *New geometric techniques for linear programming and graph partitioning*. PhD thesis, Massachusetts Institute of Technology, 2006.
- [Kel06b] Jonathan A Kelner. Spectral partitioning, eigenvalue bounds, and circle packings for graphs of bounded genus. *SIAM Journal on Computing*, 35(4):882–902, 2006.
- [KL78] GA Katabiansky and VI Levenshtein. Bounds for packings on a sphere and in space. *Problems of Information Transmission*, 14(1):1–7, 1978.
- [KLPT09] Jonathan A Kelner, James R Lee, Gregory N Price, and Shang-Hua Teng. Higher eigenvalues of graphs. In *2009 50th Annual IEEE Symposium on Foundations of Computer Science*, pages 735–744. IEEE, 2009.
- [KLT22] Tsz Chiu Kwok, Lap Chi Lau, and Kam Chuen Tung. Cheeger inequalities for vertex expansion and reweighted eigenvalues, 2022.
- [KMP11] Ioannis Koutis, Gary L Miller, and Richard Peng. A nearly-m log n time solver for sdd linear systems. In *2011 IEEE 52nd Annual Symposium on Foundations of Computer Science*, pages 590–598. IEEE, 2011.
- [Koe36] Paul Koebe. *Kontakprobleme der konformen Abbildung*. Hirzel, 1936.
- [KR10] Ken-ichi Kawarabayashi and Bruce Reed. A separator theorem in minor-closed classes. In *2010 IEEE 51st Annual Symposium on Foundations of Computer Science*, pages 153–162. IEEE, 2010.
- [Lee17] James R. Lee. Separators in region intersection graphs. In Christos H. Papadimitriou, editor, *8th Innovations in Theoretical Computer Science Conference, ITCS 2017, January 9–11, 2017, Berkeley, CA, USA*, volume 67 of *LIPIcs*, pages 1:1–1:8. Schloss Dagstuhl - Leibniz-Zentrum für Informatik, 2017.
- [LRV13] Anand Louis, Prasad Raghavendra, and Santosh Vempala. The complexity of approximating vertex expansion. In *2013 IEEE 54th Annual Symposium on Foundations of Computer Science*, pages 360–369. IEEE, 2013.

- [LS10] James R Lee and Anastasios Sidiropoulos. Genus and the geometry of the cut graph. In *Proceedings of the twenty-first annual ACM-SIAM symposium on Discrete Algorithms*, pages 193–201. SIAM, 2010.
- [LT79] Richard J Lipton and Robert Endre Tarjan. A separator theorem for planar graphs. *SIAM Journal on Applied Mathematics*, 36(2):177–189, 1979.
- [LTW24] Lap Chi Lau, Kam Chuen Tung, and Robert Wang. Fast algorithms for directed graph partitioning using flows and reweighted eigenvalues. In *Proceedings of the 2024 Annual ACM-SIAM Symposium on Discrete Algorithms (SODA)*, pages 591–624. SIAM, 2024.
- [Mat14] Jiří Matoušek. Near-optimal separators in string graphs. *Combinatorics, Probability and Computing*, 23(1):135–139, 2014.
- [Mil84] Gary L Miller. Finding small simple cycle separators for 2-connected planar graphs. In *Proceedings of the sixteenth annual ACM symposium on Theory of computing*, pages 376–382, 1984.
- [Moh89] Bojan Mohar. Isoperimetric numbers of graphs. *Journal of combinatorial theory, Series B*, 47(3):274–291, 1989.
- [MTTV97] Gary L Miller, Shang-Hua Teng, William Thurston, and Stephen A Vavasis. Separators for sphere-packings and nearest neighbor graphs. *Journal of the ACM (JACM)*, 44(1):1–29, 1997.
- [NPS23] Sergey Norin, Luke Postle, and Zi-Xia Song. Breaking the degeneracy barrier for coloring graphs with no kt minor. *Advances in Mathematics*, 422:109020, 2023.
- [OFS17] Makoto Onizuka, Toshimasa Fujimori, and Hiroaki Shiokawa. Graph partitioning for distributed graph processing. *Data Science and Engineering*, 2(1):94–105, 2017.
- [OTZ22] Sam Olesker-Taylor and Luca Zanetti. Geometric bounds on the fastest mixing markov chain. In *13th Innovations in Theoretical Computer Science Conference (ITCS 2022)*. Schloss Dagstuhl-Leibniz-Zentrum für Informatik, 2022.
- [Rab08] Yuri Rabinovich. On average distortion of embedding metrics into the line. *Discrete & Computational Geometry*, 39(4):720–733, 2008.
- [RH01] Arnold L. Rosenberg and Lenwood S. Heath. *Graph separators with applications*. Frontiers of computer science. Kluwer, 2001.
- [Roc05] Sébastien Roch. Bounding fastest mixing. *Electronic Communications in Probability*, 10:282–296, 2005.
- [RS10] Prasad Raghavendra and David Steurer. Graph expansion and the unique games conjecture. In *Proceedings of the forty-second ACM symposium on Theory of computing*, pages 755–764, 2010.
- [ST96] Daniel A Spielman and Shang-Hua Teng. Spectral partitioning works: Planar graphs and finite element meshes. In *Proceedings of 37th conference on foundations of computer science*, pages 96–105. IEEE, 1996.
- [ST07] Daniel A Spielman and Shang-Hua Teng. Spectral partitioning works: Planar graphs and finite element meshes. *Linear Algebra and its Applications*, 421(2-3):284–305, 2007.




Figure 6: Examples of (left to right) a genus-1 surface, a genus-2 surface, a genus-3 surface, and a genus 10 surface.

- [Tho89] Carsten Thomassen. The graph genus problem is np-complete. *Journal of Algorithms*, 10(4):568–576, 1989.
- [TM79] William P Thurston and John Willard Milnor. The geometry and topology of three-manifolds, 1979.
- [Tun25] Kam Chuen Tung. *Reweighted Eigenvalues: A New Approach to Spectral Theory beyond Undirected Graphs*. PhD thesis, University of Waterloo, 2025.
- [Ung51] Peter Ungar. A theorem on planar graphs. *Journal of the London Mathematical Society*, 1(4):256–262, 1951.
- [Wyn65] A. D. Wyner. Capabilities of bounded discrepancy decoding. *Bell System Technical Journal*, 44(6):1061–1122, 1965.
- [ZL18] Richard Y Zhang and Javad Lavaei. Sparse semidefinite programs with near-linear time complexity. In *2018 IEEE Conference on Decision and Control (CDC)*, pages 1624–1631. IEEE, 2018.

A Graph Class Definitions

There are a number of graph classes that are relevant to our results. The most notable is the well-known class of **planar graphs**, which are graphs that can be drawn on the plane without crossing edges. Most of the other classes we will consider generalize planar graphs in some manner.

Definition A.1. A graph G is said to have **genus** g if it can be embedded into an orientable surface of genus g , and it cannot be embedded into an orientable surface of smaller genus. Planar graphs are exactly those that have genus 0.

Up to homeomorphism, there is only one orientable surface of genus g , for any particular g . For $g = 0$, it is the sphere. The orientable surface of genus $g > 0$ can be obtained from the orientable surface of genus $g - 1$ by attaching a “handle”. Alternatively, it can be expressed as g “doughnuts” merged together. See [Figure 6](#) for examples of these surfaces, and see [Figure 7](#) for an example of a graph drawn on a genus-3 surface.

Definition A.2. For a graph G and a graph H , we say that H is a **minor** of G if it can be obtained from G by a sequence of edge deletions, vertex deletions, and edge contractions (that is, merging the two vertices incident to an edge into one). Equivalently, H is a minor of G if there exists a mapping $f : V(G) \rightarrow V(H)$ so that if $uv \in E(H)$, then $(f^{-1}(u) \times f^{-1}(v)) \cap E(G) \neq \emptyset$.

We say a graph G is **H -minor-free** if it does not contain H as a minor.




Figure 7: An example of a graph (left) and a drawing of the graph on a genus-3 surface (right).



Figure 8: An example of strings in the plane (left), and their string graph (right).

Definition A.3. For graphs G and \hat{G} , \hat{G} is said to be a **region intersection graph** over G if there is a mapping $f : V(\hat{G}) \rightarrow 2^{V(G)}$ so that $G[f(v)]$ is connected for all $v \in V(\hat{G})$, and $uv \in V(\hat{G})$ if and only if $f(u) \cap f(v) \neq \emptyset$. We denote the set of region intersection graphs over G as $\text{rig}(G)$. When G is a planar graph, $\hat{G} \in \text{rig}(G)$ is said to be a **string graph**.

A string graph is normally defined in a slightly different way, as the “geometric intersection graph” (a graph with vertices defined by geometric objects and edges defined by intersections) of “strings” (curves in the plane). See Figure 8 for an example of this construction. This is equivalent to a region intersection graph over a plane graph whose regions are specifically paths, which itself is equivalent to the above definition via some basic transformations.

The term “region intersection graph” in the literature usually refers to cases in which the “latent” graph G has a forbidden K_h minor, for some h . This generalizes the cases of bounded-genus and forbidden-minor graphs: If G has no K_h minor, and \dot{G} is the barycentric subdivision of G (which divides each edge with one additional vertex), then $G \in \text{rig}(\dot{G})$, and \dot{G} also has no K_h minor.

We will also consider two much more fundamentally geometric graph classes:

Definition A.4. A graph G is said to be a **d -dimensional k -ply neighbourhood system** if it is the geometric intersection graph of a collection of d -dimensional balls B_1, \dots, B_n with ply at most k for all points almost surely.

Definition A.5. A **d -dimensional k -nearest neighbour graph** is a graph G with n vertices v_1, \dots, v_n corresponding to points $p_1, \dots, p_n \in \mathbb{R}^d$ so that an edge $v_i v_j$ exists if and only if p_i is among the k -nearest neighbours of p_j , or p_j is among the k -nearest neighbours of p_i .

B Vertex Expansion is NP-hard

Although vertex-expansion is widely-known to be NP-hard (see e.g. [LRV13]), we have not been able to find an explicit proof in the literature, so we will provide one here for completeness.

Kaibel [Kai04, Theorem 2] faced a similar issue with edge expansion, and presented a proof of hardness of edge expansion based on the hardness of maximum cut.

In this section, we will give a proof of the hardness of vertex expansion based on the hardness of edge expansion. Specifically, we consider the decision problem variants of each, where we ask if there is a subset S of the vertices with edge or vertex expansion at most α .

Theorem B.1. *The decision problem form of vertex expansion is NP-hard.*

Proof. We will show that edge expansion can be reduced to vertex expansion. Let $G = (V, E)$ be a graph with $n = |V|$ vertices, and let $\alpha > 0$. These form the “input” to the edge expansion problem. We will show that there is a graph G' and a value β so that G has edge expansion at most α if and only if G' has vertex expansion at most β . At a high-level, G' will be formed by bisecting each edge of G , and then replacing each vertex that was not a bisection vertex with a clique of size k . For a sufficiently large value of k (which is still polynomial in n), we will be able to show that an upper bound on the vertex expansion of G' can be “rounded” to an upper bound on the edge expansion of G . In particular, for any $\varepsilon > 0$, we may assume k to be a sufficiently large polynomial in n so that for any $S \subset V$, $|S|k \leq |S|k + |E[S]| \leq |S|k + |E| \leq (|S| + \varepsilon)k$. We will place further requirements on k (including the choice of ε) later.

We now give the explicit construction of G' and β , for a parameter k . where $E[S]$ denotes the set of edges in the induced subgraph of G with the vertices S . Let V_1 be a set with k copies of each $v \in V$ labelled v^1, \dots, v^k , for a value k to be chosen later. Let $V_2 = E$. Let $E' = \{ev^i : e \in E, v \in V\}$. Let G' be a graph with vertices $V' = V_1 \cup V_2$ and edges E' . We choose $\beta := \frac{\alpha}{k}$.

Before proving that $\phi(G) \leq \alpha$ if and only if $\psi(G') \leq \beta$, we will prove some useful structure.

We first claim that if there is a subset $S \subset V$, then there is a subset $S' \subset V'$ with $|\partial(S')| = |\delta(S)|$ and $|S'| = |S|k + |E[S]|$, where $E[S]$ denotes the edges in the induced subgraph $G[S]$. In particular, S' is exactly the subset of V' formed by $E[S] \subset V_2$ and $\{v^i : v \in S\} \subset V_1$.

We next claim that if there is a subset $S' \subset V'$, then there is a second subset $S'' \subset V'$ with $\frac{|\partial(S'')|}{|S''|} \leq \frac{|\partial(S')|}{|S'|}$, and a subset $S \subset V$ so that $|\delta(S)| = |\partial(S')|$ and $|S|k + |E[S]| = |S''|$. Specifically, we choose S'' to be the set that contains, for each $v \in V$, every element of $\{v^1, \dots, v^k\}$ if and only if S contains any element of this set, and furthermore S'' contains $e = uv \in V_2$ if and only if S contains some u^i and v^j . Note that this corresponds exactly to the sets that can be mapped back to sets $S \subset V$ with the desired correspondence via the inverse of the transformation in the previous paragraph.

We now prove that $\frac{|\partial(S'')|}{|S''|} \leq \frac{|\partial(S')|}{|S'|}$: We can make all the modifications for vertices in V_1 “first”, and count the changes to the fraction, and then make the modifications for the vertices in V_2 and count the remaining changes. For the vertices $v^i \in V_2$ in S'' but not in S' , they contributed at least 1 to the numerator and 0 to the denominator under S' , and under S'' they contribute 0 to the numerator and 1 to the denominator. Henceforth, we may assume that S' does not “cut” individual sets $\{v_1, \dots, v_k\}$. For the vertices $e = uv \in V_2$ not in S' but in S'' , such vertices must have all their neighbours included in S'' . Hence, they contributed at least 1 to the numerator and 0 to the denominator under S' , and under S'' they contribute 0 to the numerator and 1 to the denominator. For the vertices $e = uv \in V_2$ in S' but not in S'' , such vertices contributed 1 to the denominator and k to the numerator under S' , and under S'' they contribute 1 to the numerator and 0 to the denominator. We claim that each of these replacements (whose sequence eventually results in S'') decreases the value of the fraction. Let a be the total size of $|\partial(S')|$ excluding a clique of vertices in V_1 , and let $b \geq 1$ be the total size of $|S'|$ excluding a bisection vertex in V_2 . We need to prove that $\frac{a+k}{b+1} \geq \frac{a+1}{b}$. If we assume $k \geq n^2 + n + 1$ (which is a polynomial in n) then, $a \leq n^2$ and $b \leq n$, so $k \geq n^2 + n + 1 \implies kb \geq n^2 + n + 1 \geq a + b + 1 \implies ab + kb \geq ab + a + b + 1 \implies (a + k)b \geq$

$$(a+1)(b+1) \implies \frac{a+k}{b+1} \geq \frac{a+1}{b}.$$

Will will now finally prove that $\phi(G) \leq \alpha$ if and only if $\psi(G') \leq \beta = \frac{\alpha}{k}$. In particular, we claim that, for every $\alpha \geq 0$, there exists $S \subset V$ so that $\frac{|\delta(S)|}{|S|} \leq \alpha$ in G if and only if there exists S' so that $\frac{|\partial(S')|}{|S'|} \leq \frac{\alpha}{k}$ in G' . Note that there are only a polynomial number of possible values of $\frac{|\delta(S)|}{|S|}$ (specifically, there are at most $|E| \cdot |V|$ possible values), so we may assume α is one such value, and that k is chosen so that $\alpha \cdot (1 + \varepsilon)$ is strictly less than any larger such value.

In the forward direction, assume $\frac{|\delta(S)|}{|S|} \leq \alpha$. Use S' so that $|\partial(S')| = |\delta(S)|$ and $|S'| = |S|k + |E[S]|$. Then, $\frac{|\partial(S')|}{|S'|} = \frac{|\delta(S)|}{|S|k + |E[S]|} \leq \frac{|\delta(S)|}{|S|k} \leq \frac{\alpha}{k}$.

In the backward direction, assume $\frac{|\partial(S')|}{|S'|} \leq \frac{\alpha}{k}$. Then, use the prior construction to find S so that $\frac{|\delta(S)|}{|S|k + |E[S]|} \leq \frac{|\partial(S')|}{|S'|} \leq \alpha k$. Recall that $|S|k + |E[S]| \leq (|S| + \varepsilon)k$, so $\frac{|\delta(S)|}{(|S| + \varepsilon)k} \leq \alpha k$ and thus $\frac{|\delta(S)|}{|S|} \leq \alpha(1 + \varepsilon)$. Hence, by the earlier choice of k , we also get $\frac{|\delta(S)|}{|S|} \leq \alpha$. \square

C Deferred Proof of Subdivision Lemma

We now prove [Lemma 3.12](#) by adapting an argument of Kelner [[Kel04](#), [Kel06b](#), [Kel06a](#)]. The proof will be similar to, but not quite the same as, that of [Lemma 3.9](#). The primary differences will be that the paths corresponding to edges will be randomly sampled, and that the “uniformity” is only approximate. It seems quite plausible that a more general form of [Lemma 3.9](#) could be extracted from the below proof, but the most straightforward proof method using these random paths results in an extra factor of Δ . This factor is perfectly fine for proving [Lemma 3.12](#), but poses issues for a generalized form of [Lemma 3.9](#).

Proof. Denote $G = (V, E)$, $n := |V|$, $H := G^{(k)} = (V', E')$, and $n' := |V'|$. For the remainder of this proof, we will use the notation $\mathcal{O}_\Delta()$ and $\Theta_\Delta()$ to hide polynomial factors in Δ . Note that the maximum degree of H is $\max\{6, \Delta\}$, since no new vertices of degree > 6 are added from a hexagonal subdivision, nor does any existing vertex increase have its degree changed. Each edge in G is split into 2^k pieces in H , and each triangle in G is partitioned into 4^k triangles in H . The number of triangles incident to any vertex of degree > 6 remains constant during subdivision. Hence, $\frac{n'}{n} \in \Theta_\Delta(4^k)$. Let y_H, f_H denote the optimal solution to $\gamma^{(1)}(H)$. Assume without loss of generality that $\sum_{x' \in V'} |f_H|^2 = 1$. This assumption will allow us to slightly simplify some later steps.

Kelner [[Kel04](#), [Kel06a](#), Proof of Lemma 5.2] is able to show that there exists random variables $\pi_V : V \rightarrow V'$ and $\pi_E : E \rightarrow \{\text{paths through } H\}$ with the following properties:

1. For each $uv \in E$, $\pi_E(uv)$ is a path in H from $\pi_V(u)$ to $\pi_V(v)$.
2. For each $v \in V$, $\pi_V(v)$ is a uniform distribution over its support, which we denote $p(v)$. Moreover, every vertex $v' \in V'$ is contained in some $p(v)$ for a $v \in V$.
3. For each $u \neq v \in V$, $\pi_V(u)$ and $\pi_V(v)$ are independent and have disjoint supports.
4. For each $uv \in E$, $\pi_E(uv)$ is dependent only on $\pi_V(u)$ and $\pi_V(v)$.
5. Each path $\pi_E(e)$ (for $e \in E$) has length at most $\mathcal{O}_\Delta(2^k)$.
6. Each vertex in H appears in the image of π_V with probability $\Theta_\Delta(1/4^k)$. That is, $v' \in V'$ appears in the image of $\pi_V(p(v'))$ with this probability.

7. Each edge in H appears in the image of π_E with probability $\mathcal{O}_\Delta(1/2^k)$, and moreover each edge (and hence also vertex endpoint) in H appears in the support of $\mathcal{O}_\Delta(1)$ random variables $\pi_E(e)$ for $e \in E$. Denote the support of edges in $\pi_E(e)$ as $p(e)$.
8. Each vertex $v' \in V'$ appears as an endpoint in the support of some $\pi_E(uv)$ only if it is contained in $p(u) \cup p(v)$ (i.e., the vertices incident to elements of $p(uv)$ are a subset of $p(u) \cup p(v)$).

Essentially, this construction is similar to our earlier uniform shallow minors, except that the uniformity is approximate and ignores factors of Δ . Additionally, this construction also uses randomized paths that use only a small number of vertices in expectation. In contrast, our earlier construction for uniform shallow minors used an upper bound that accounted for every vertex in every path.

Using these properties, we obtain that for each pair $u, v \in V$,

$$\mathbb{E} [|f_H(\pi_V(u)) - f_H(\pi_V(v))|^2] \in \Omega_\Delta \left(\frac{1}{16^k} \sum_{u' \in p(u), v' \in p(v)} |f_H(u') - f_H(v')|^2 \right),$$

and if $uv \in E$ then

$$\mathbb{E} \left[\sum_{u'v' \in \pi_E(uv)} y_H(u') + y_H(v') \right] \in \mathcal{O}_\Delta \left(\frac{1}{2^k} \sum_{u'v' \in p(uv)} y_H(u') + y_H(v') \right).$$

Hence, there exists some deterministic choices π_V^*, π_E^* so that

$$\begin{aligned} \frac{\sum_{uv \in E} \sum_{u'v' \in \pi_E^*(uv)} y_H(u') + y_H(v')}{\sum_{u,v \in V} |f_H(\pi_V^*(u)) - f_H(\pi_V^*(v))|^2} &\leq \frac{\mathbb{E} \left[\sum_{uv \in E} \sum_{u'v' \in \pi_E(uv)} y_H(u') + y_H(v') \right]}{\mathbb{E} \left[\sum_{u,v \in V} |f_H(\pi_V(u)) - f_H(\pi_V(v))|^2 \right]} \\ &\in \mathcal{O}_\Delta \left(8^k \frac{\sum_{uv \in E} \sum_{u',v' \in p(uv)} y_H(u') + y_H(v')}{\sum_{u,v \in V} \sum_{u' \in p(u), v' \in p(v)} |f_H(u') - f_H(v')|^2} \right) \\ &= \mathcal{O}_\Delta \left(8^k \frac{\sum_{v' \in V'} y_H(v')}{\sum_{u,v \in V} \sum_{u' \in p(u), v' \in p(v)} |f_H(u') - f_H(v')|^2} \right). \end{aligned}$$

Let $\rho := \max_{uv \in E} |\pi_E^*(uv)|$ be the maximum length (in terms of edges) of a sampled path, so $\rho \in \mathcal{O}_\Delta(2^k)$. Choose $f_G(v) := f_H(\pi_V^*(v)) - \frac{1}{n} \sum_{x \in V} f_H(\pi_V^*(x))$, and $y_G(v) := 2\rho \frac{\sum_{u: uv \in E} \sum_{x \in p(v) \cap \pi_E^*(uv)} y_H(x)}{\sum_{x \in V} |f_G(x)|^2}$.

We start by showing that the constraints are satisfied. First, note that $\sum_{v \in V} f_G(v) = \sum_{v \in V} f_H(v) - \sum_{v \in V} f_H(v) = \bar{0}$, so the normalization constraint is satisfied. Next, consider some edge $uv \in E$. By Cauchy-Schwarz and the triangle inequality (similar to the argument in [Lemma 3.9](#)),

$$y_G(u) + y_G(v) \geq \frac{|f_G(u) - f_G(v)|^2}{\sum_{x \in V} |f_G(x)|^2},$$

so the remaining constraints are satisfied.

It remains only to check the objective value. First, note that

$$2n \sum_{x \in V} |f_G(x)|^2 = \sum_{u,v \in V} |f_G(u) - f_G(v)|^2 = \sum_{u,v \in V} |f_H(\pi_V^*(u)) - f_H(\pi_V^*(v))|^2.$$

Moreover,

$$\begin{aligned} & \sum_{u,v \in V} \sum_{u' \in p(u), v' \in p(v)} |f_H(u') - f_H(v')|^2 \\ &= \sum_{u', v' \in V'} |f_H(u') - f_H(v')|^2 - \sum_{v \in V} \sum_{u', v' \in p(v)} |f_H(u') - f_H(v')|^2. \end{aligned}$$

Next,

$$\begin{aligned} & \sum_{v \in V} \sum_{u', v' \in p(v)} |f_H(u') - f_H(v')|^2 \leq \sum_{v \in V} \sum_{u', v' \in p(v)} y_H(u') + y_H(v') \\ & \leq \sum_{v \in V} 2|p(v)| \sum_{v' \in p(v)} y_H(v') \in \mathcal{O}_\Delta(4^k \cdot \sum_{v' \in V'} y_H(v')) = \mathcal{O}_\Delta(4^k \cdot \gamma^{(1)}(H)) \end{aligned}$$

We may assume without loss of generality that $\mathcal{O}_\Delta(4^k \cdot \gamma^{(1)}(H)) \leq 1$, since otherwise the lemma statement follows from the fact that $\gamma^{(1)}(G) \leq 1$. Hence, $\sum_{v \in V} \sum_{u', v' \in p(v)} |f_H(u') - f_H(v')|^2 = \Theta_\Delta(\sum_{u', v' \in V'} |f_H(u') - f_H(v')|^2)$. Combining our bounds together, we obtain

$$\begin{aligned} \sum_{v \in V} y_G(v) &= \sum_{v \in V} 2\rho \frac{\sum_{u: uv \in E} \sum_{x \in p(v) \cap \pi_E^*(uv)} y_H(v)}{\sum_{x \in V} |f_G(x)|^2} \\ &= 4\rho n \frac{\sum_{v \in V} \sum_{u: uv \in E} \sum_{x \in p(v) \cap \pi_E^*(uv)} y_H(v)}{\sum_{u, v \in V} |f_G(u) - f_G(v)|^2} \in \mathcal{O}_\Delta \left(8^k \rho n \frac{\sum_{v' \in V} y_H(v')}{\sum_{u, v \in V} |f_H(\pi_V^*(u)) - f_H(\pi_V^*(v))|^2} \right) \\ &= \mathcal{O}_\Delta \left(8^k \rho n \frac{\sum_{v' \in V} y_H(v')}{\sum_{u', v' \in V'} |f_H(u') - f_H(v')|^2} \right) = \mathcal{O}_\Delta \left(8^k \rho \frac{n}{n'} \sum_{v' \in V} y_H(v') \right). \end{aligned}$$

Using the bounds we have on ρ and $\frac{n}{n'}$, we obtain that $\sum_{v \in V} y_G(v) \in \Theta_\Delta(4^k \gamma^{(1)}(H))$, as desired. \square