
CodeSense: a Real-World Benchmark and Dataset for Code Semantic Reasoning

Monoshi Kumar Roy
Iowa State University
monoshi@iastate.edu

Simin Chen
Columbia University
sc5687@columbia.edu

Benjamin Steenhoeck
Microsoft Data & AI
bensteenhoeck@microsoft.com

Jinjun Peng
Columbia University
jinjun@cs.columbia.edu

Gail Kaiser
Columbia University
kaiser@cs.columbia.edu

Baishakhi Ray
Columbia University
rayb@cs.columbia.edu

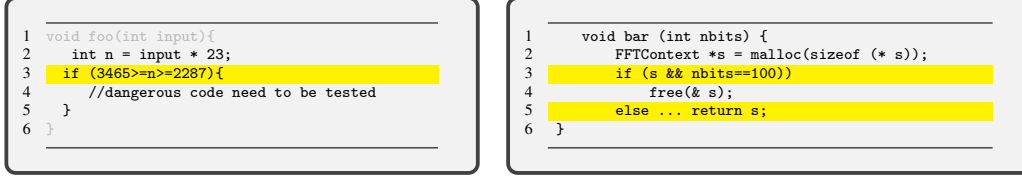
Wei Le
Iowa State University
weile@iastate.edu

Abstract

Understanding and reasoning about code semantics is essential for enhancing code LLMs’ abilities to solve real-world software engineering (SE) tasks. Although several code reasoning benchmarks exist, most rely on synthetic datasets or educational coding problems and focus on coarse-grained reasoning tasks such as input/output prediction, limiting their effectiveness in evaluating LLMs in practical SE contexts. To bridge this gap, we propose CodeSense, the first benchmark that makes available a spectrum of fine-grained code reasoning tasks concerned with the software engineering of real-world code. We collected Python, C and Java software projects from real-world repositories. We executed tests from these repositories, collected their execution traces, and constructed a ground truth dataset for fine-grained semantic reasoning tasks. We then performed comprehensive evaluations on state-of-the-art LLMs. Our results show a clear performance gap for the models to handle fine-grained reasoning tasks. Although prompting techniques such as chain-of-thought and in-context learning helped, the lack of code semantics in LLMs fundamentally limit models’ capabilities of code reasoning. Besides dataset, benchmark and evaluation, our work produced an execution tracing framework and tool set that make it easy to collect ground truth for fine-grained SE reasoning tasks, offering a strong basis for future benchmark construction and model post training. Our code and data are located at <https://codesense-bench.github.io/>.

1 Introduction

Semantic code reasoning—the capacity to understand and predict the behavior of software—is a core requirement underpinning a wide range of complex software engineering (SE) tasks, including test input generation, vulnerability detection, fault localization, bug repair, refactoring, and functional verification. Unlike syntactic pattern matching, which may rely on token-level similarity or statistical regularities, semantic reasoning ("codesense") entails a deep, execution-oriented understanding of how software operates. Although code semantics can be expressed in many ways, in practice, developers engage in semantic reasoning through tasks like predicting a function’s input-output behavior, tracing variable values, analyzing control flow paths, identifying loop invariants, etc. This form of reasoning aligns with formal definitions from programming language theory—particularly



(A) Test input generation and program execution reasoning: to generate a test input that can lead to the execution of dangerous code at line 4, the model needs to find an input that can satisfy the branch condition $3465 \geq n \geq 2287$ at line 3. Understanding the semantics of operators $*$ at line 2 and \geq at line 3 is needed to effectively generate an input that reaches the dangerous code, e.g., $\text{input} = 120$. The branches and arithmetic operations can be quite diverse in different programs, and it is hard to generalize patterns regarding which code text should use what kind of test input to execute.

(B) Vulnerability detection, fault localization and program repair: this code has a memory leak vulnerability when the `if` condition at line 3 is false. To detect this vulnerability, the model should know that calls to `malloc` and `free` are related to the vulnerability (semantics of the API calls), and should be paired along the program paths along both branches starting at line 3 (semantics of the branch statements and control flow). Similarly, `malloc` and `free` can be located in various code contexts in different programs, and thus it is hard to generalize the patterns only from the code text, without semantic code reasoning.

FIGURE 1. Fine-grained code semantics are the keys for solving many SE tasks

operational semantics, which models step-by-step execution, and axiomatic semantics, which uses logical assertions to describe program properties. Such reasoning tasks also reflect the real-world demands placed on developers and provide a natural grounding for their day-to-day work.

Recent years have witnessed the emergence of numerous benchmarks for evaluating coding-related tasks. However, the majority of these efforts have focused on code generation using synthetic or narrowly scoped data—for example, HumanEval+ [1], LiveCodeBenchmark [2], Bigcodebench [3], and CodeBenchGen [4]—often extracted from isolated competitive programming problems. Consequently, they fail to capture the complexity and structure of real-world software development. Other benchmarks that incorporate real-world code, such as SWE-Bench [5], SWE-PolyBench [6], and KGym [7], tend to evaluate only task-specific performance (e.g., patch generation for GitHub issues), making it difficult to assess whether models exhibit generalizable semantic understanding. Finally, reasoning-focused benchmarks, such as CruxEval [8], primarily target function-level input/output prediction over short and synthetic code fragments involving random string operations. Such settings neglect the fine-grained semantic reasoning about internal program behavior and properties, data dependencies, and control structures required to solve a variety of SE tasks for complex real-world software systems.

To this end, we propose CodeSense, a benchmark for fine-grained code semantic reasoning, constructed from real-world GitHub projects in Python, C, and Java (see Table 1). CodeSense introduces a spectrum of reasoning tasks at statement, code-block, and function levels, targeting essential semantic properties frequently needed across SE activities. For example, predicting loop iteration counts is critical for input/output prediction, performance analysis, and detecting infinite loops (e.g., denial-of-service vulnerabilities). Branch condition prediction and reasoning about pointers in C code are important for test input generation and memory safety assurance. As illustrated in Figures 1a and 1b, fine-grained semantic reasoning about arithmetic operations, control flow, and API semantics is foundational for a variety of SE applications. Prior work [9, 10] has shown that incorporating semantic signals during training improves model performance on code generation, branch prediction, code clone detection, program repair and vulnerability detection tasks, motivating our design of CodeSense to comprehensively evaluate models’ capabilities for semantic reasoning.

TABLE 1. Optimal design space of code reasoning benchmarks, (○ denotes not support, ◐ denotes partial support, and ● denotes fully support)

Benchmark	Real-world Projects	Real-world Tests	Multilingual	Fine-grained Semantic Reasoning
CruxEval	○	○	○	○
CruxEval-X	○	○	●	○
REval	○	●	○	◐
CodeMind	○	●	○	○
CodeSense	●	●	●	●

To construct CodeSense, we collected 544 Python, 100 C, and 100 Java projects. To enable supervised evaluation, we develop a framework that automatically extracts ground-truth annotations for these tasks using static and dynamic program analysis. We build, execute and log run-time execution values and traces of the real-world projects. Our dataset includes a total of 2125 Python, 876 C, and 875 Java unique functions, based on which, we curated 4495 samples with their ground truth in our benchmark. Please see more details in Section 2.

Using our benchmark, we evaluated 14 state-of-the-art (SOTA) LLMs and investigated six research questions regarding the models’ code semantics reasoning capabilities. Previous work has shown that models did not perform well on code reasoning tasks such as input/output prediction [8] and vulnerability detection [11]; to understand why models fail and identify places for improvement, we investigate: **RQ1:** Does increasing code size make semantic reasoning more difficult? **RQ2:** Which types of program statements are easier or harder for models to reason about? **RQ3:** How do models perform on code properties critical for SE tasks, such as predicting pointer aliasing, loop iteration counts, and branch conditions? **RQ4:** How effective are different prompting strategies in improving semantic reasoning? **RQ5:** Can models reason approximately when exact values or semantics are hard to infer? **RQ6:** Do models perform better on some programming languages than others?

Our results reveal that current LLMs, including SOTA models like Claude 3.5 [12], GPT-4o-mini [13], and Gemini 1.5 [14] struggle with fine-grained code semantics. They often fail to reason about even single statements from real-world code—particularly arithmetic expressions and API calls—and perform poorly on tasks involving loop values and iteration counts. Basic chain-of-thought prompting offers limited benefit, and few-shot prompting yields only modest improvements. In-context learning is most effective when prompts define new concepts or include highly relevant examples. Interestingly, models can correlate natural language code semantics questions with certain code patterns. For instance, when the code contains assignments like `p = q`, models correctly respond to the prompt "do p and q at <line> alias the same memory address" even in zero-shot settings. Similarly, models reliably infer loop bounds in explicit cases such as `for i in range(100):`. Among the 14 models evaluated, Claude 3.5 consistently achieved the best performance. We also observe that Java and Python code are generally easier for models to reason about than C, and that input prediction (i.e., reverse semantic inference) remains among the most challenging tasks.

Contributions. This work introduces CodeSense, a realistic and comprehensive benchmark for evaluating LLMs’ fine-grained code semantics reasoning in practical software engineering contexts. We advance the state-of-the-art code reasoning benchmarks by:

1. Defining a diverse set of fine-grained semantic reasoning tasks grounded in real-world software engineering needs,
2. Developing a scalable open-source framework and toolchain to automatically generate execution traces and semantic annotations, enabling continuous benchmark expansion while mitigating data leakage,
3. Constructing a benchmark dataset using real-world projects in Python, C, and Java,
4. Empirically analyzing six research questions across 14 state-of-the-art LLMs to assess their strengths and limitations in semantic reasoning, and
5. Launching a public leaderboard to support reproducibility and accelerate progress on semantic reasoning for code: <https://codesense-bench.github.io/leaderboard.html>

2 Benchmark Construction

2.1 Defining a Spectrum of Code Reasoning Tasks

We design fine-grained code reasoning tasks, aiming to (1) help pinpoint models’ code reasoning challenges at a fine-granularity, (2) help models to improve a variety of SE applications that are linked to these fine-grained reasoning tasks.

Task 1: Block-level code semantics (RQ1): To investigate whether a model understand a chunk of code, we give a block of statements. We give input and ask the models to predict the execution output; also we give output, we ask the models to predict the input. Input/output prediction of a function is a special case of probing block-level code semantics. In our evaluation, we sampled a block of statements from the entry of the functions and increased the sizes of blocks, including the entire function.

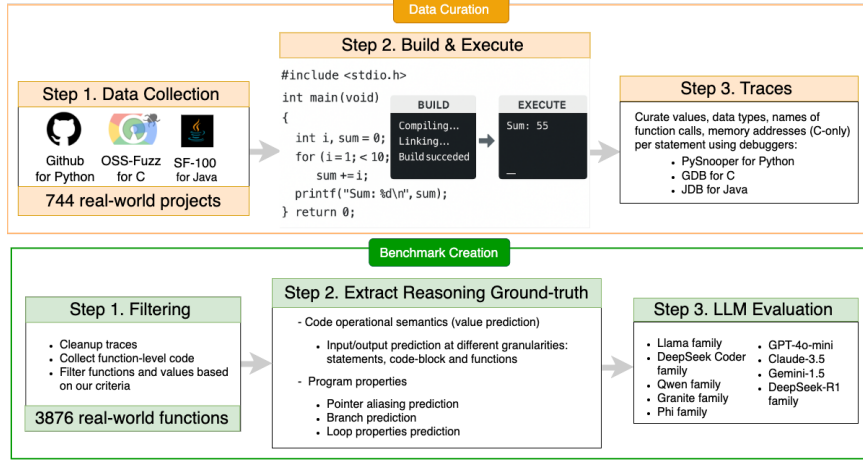


FIGURE 2. CodeSense: data curation and benchmark creation overview

Task 2: Statement-level code semantics (RQ2): We classified program statements based on programming language semantics and evaluated models on five common statement types, including *arithmetic*, *boolean expression*, *API/Function call*, *variable assignment* and *constant assignment*. Knowing code semantics at the statement level means that given an input of the statement, the models are able to produce a correct output. In our evaluation, we studied output predictions in more depth. We randomly sampled a statement from the program and asked the models to predict its output given input.

Task 3: Code properties within a function (RQ3): Code property (property regarding a particular code construct) is another aspect of code semantics. We focused on three important properties in this benchmark. Loops are related to code optimization and detecting bugs. Reasoning about pointers in C code are very important for assuring memory safety and detecting and repairing vulnerabilities. Knowing how to predict branch outcomes can help generate test inputs and parallelize code.

Task 3-1: Loop property. Given an input of a function, we asked models to predict the number of loop iterations, the values in the loop and the values after executing the loop. In our evaluation, we randomly sampled a loop in a function and randomly sampled variables in and after the loop.

Task 3-2: Pointer property. Here, we give the models a function and its input, and we ask models to predict whether the two pointers are aliased (pointing to the same memory location) at a given program point.

Task 3-3: Branch property. Giving a function and its input as well as the location of a conditional branch in the function, we ask the model to predict what is the outcome of the branch. In our evaluation, we randomly selected a conditional branch in the function for prediction.

Task 4: Approximation of code semantics (RQ5): Reasoning about concrete values for the above tasks is very challenging. Sometimes, to solve an SE task, we may only need an approximate value of code semantics. For example, in Fig. 1a, the models do not have to generate a concrete number like `input=120`; it is sufficient for models to tell us that an integer input between 100-150 can trigger the dangerous code. We designed a set of *abstract values* for different data types, following prior literature [9] and evaluate if the models can predict abstract values correctly.

The above tasks are also used for studying **RQ4** regarding prompting techniques and **RQ6** comparing different programming languages. We have included the prompts for all the above tasks in Appendix/data package.

2.2 Collecting and Tracing Real-world Multi-Lingual Software Projects

Constructing ground truth for the set of code-semantics tasks is a great challenge. We collected a total of 744 real-world software projects of Python, C and Java from GitHub. We developed a framework and tool chain to build the projects, run tests and collect the execution traces which contain values, data types, names of function calls and memory addresses (for C code) at each statement. We

developed analysis tools to extract ground truth for the benchmark tasks from those fine-grained code semantics data.

Python. We collected 1489 GitHub repositories from the PyPIbugs dataset [15]. We removed projects that don’t contain test cases or have not been updated in the last four years, and obtained 544 projects. We first installed dependencies for each project and used `pytest` [16] to run tests, and `Pysnopper` [17] for tracing.

C. We used 100 projects curated in OSS-Fuzz [18]. We built and fuzzed the real-world projects using the OSS-Fuzz infrastructure in the docker environment with project-wise fuzzing harnesses. We developed a tracing framework built on the GNU debugger (GDB) [19].

Java. We collected 100 projects from the SF110 dataset [20]. We used EvoSuite [21] to generate and run test cases and developed our tracing tool on top of Java Debugger [22] to record the execution details of the projects.

2.3 Data Filtering

We collected whole program traces, from which we curated unique functions based on their entry and exit points in the execution trace logs. We excluded functions that only contains comments, too lengthy to fit into the models’ context, and the functions which don’t have meaningful functionality in their body. We obtained a total of 2125 Python, 876 C and 875 Java unique functions, with the sizes ranging from 3 to 516 lines of code. From these unique functions, we curated our task-specific datasets.

In real-world code, we face many complexities, e.g., the input of a function and the values of a variable can be complex types. As the first step of probing models to reason about fine-grained code semantics for real-world code, we focus on ground truth values of primitive data types in all tasks, including `int`, `float`, `str`, `bool`, `list`, `pointer`, `double`, `dictionary`, `tuple`, etc. In the evaluation, we show that even for values of primitive types, the models face challenging to predict them. We collected a total of 4495 samples from Python, C and Java, and constructed the ground truth for the above tasks and used for evaluation. See Table 2.

TABLE 2. Number of Samples for Tasks

Task	Python	C	Java	Total Samples
Task 1: Block	1860	731	—	2591
Task 1: Function	308	94	74	476
Task 2/Task 4: Statement	545	497	—	1042
Task 3-1/Task 4: Loop	105	—	—	105
Task 3-2: Pointer	—	49	—	49
Task 3-3: Branch	232	—	—	232
Total Samples	3050	1371	74	4495

3 Evaluation

We evaluate 14 SOTA LLMs, 8 reasoning models and 6 non-reasoning models (Table 3), including open-source models (Llama, phi), close-source/API models (GPT-4.0 Mini, Claude 3.5 and Gemini 1.5) and distilled models (DeepSeek R1 series), with the model parameter sizes ranging from 7 to 14 billions. We utilized vLLM(v0.3.3) as our inference engine to run the models.

We designed five different natural language prompt templates (see Appendix/data package), and ran them on a sampled dataset for each model. We observed that prompt templates are model-sensitive, but not task-sensitive. So we select a template for each model for all the tasks. We prompted the models to give a response inside specific tags (`<ans>` `</ans>`) and considered the response inside that tag to compare with the ground truth, as done in [8]. For our evaluation metrics, we used accuracy (exact matching of the generated outputs of the models and the ground truth label).

In the following, we presented a selection of interesting results. For clarity, we present results from one representative LLM per model family to ensure model diversity. Please refer to the Appendix for the complete set of experimental results.

TABLE 3. Model Names and Their IDs in the figures

Full Model Name	Model ID in the figures
openai/gpt-4.0-mini	GPT-4o (Reasoning)
anthropic.claude-3-5-sonnet-20241022-v2:0	CL-3.5 (Reasoning)
gemini-1.5-flash-002	Gem-1.5 (Reasoning)
meta-llama/Llama-3.1-8B-Instruct	L-3.1
Qwen/Qwen2.5-14B-Instruct-1M	Q-2.5
Qwen/Qwen2.5-Coder-7B-Instruct	Qwen2.5-C
deepseek-ai/DeepSeek-Coder-V2-Lite-Instruct	DS-C
microsoft/Phi-4-mini-instruct	Phi-4
microsoft/Phi-3.5-mini-instruct	Phi-3.5
ibm-granite/granite-3.2-8b-instruct	Gr-3.2 (Reasoning)
deepseek-ai/DeepSeek-R1-Distill-Qwen-7B	DSR1-Q-7B (Reasoning)
deepseek-ai/DeepSeek-R1-Distill-Llama-8B	DSR1-L (Reasoning)
deepseek-ai/DeepSeek-R1-Distill-Qwen-14B	DSR1-Q-14B (Reasoning)
ibm-granite/granite-3.2-8b-instruct-preview	Granite-3.2 Pr (Reasoning)

3.1 Results for RQ1: Block-level code semantics

Fig. 3 shows input/output prediction results for code blocks and functions (a special case of code block) across varying sizes. In Fig. 3a shows the results for three block sizes - blocks containing one, two, and three statements, respectively.

Overall, we observe that model accuracy is low even for small code blocks. For example, in C dataset, models such as Claude 3.5 and GPT-4o-mini achieve under 30% accuracy on single-statement blocks. Python yields slightly better results, though no model exceeds 50% accuracy. Performance further declines as block size increases from 1 to 3 statements, with open-source models performing significantly worse. This degradation stems from two primary challenges: models often fail to reason about individual statements, and they struggle to track variable state across statements. Notably, even Claude 3.5 achieves only 20% accuracy on 3-statement Python blocks, and less than 10% on C. However, in some cases, smaller blocks can be harder because they contain API calls.

A similar trend is observed in Fig. 3b (right: Output Prediction), where models perform better on smaller functions than larger ones for output prediction. However, performance on input prediction remains consistently poor (left figure) across all function sizes. This highlights a broader limitation: LLMs are even less capable of understanding the "reverse" of operational semantics, i.e., inferring inputs from outputs. Even the best-performing model, Claude 3.5, achieves only around 12% accuracy in input prediction for small functions.

3.2 Results for RQ2: Statement-level code semantics

As shown in RQ1, models struggle with value prediction even for single statements (e.g., block size 1). In RQ2, we further analyze model performance by categorizing results based on statement types. Fig. 4 presents these results, with the left plot showing C and the right showing Python. Each plot groups model performance by statement type to highlight specific areas of strength and weakness.

We observe that arithmetic and API/calls are the most statement types, even for the best reasoning models like GPT4.0-mini and Claude 3. For APIs, we sampled frequently used third-party libraries, like `os`, `sys`, `time` and `math` installed by `pip`, but the models do not have knowledge about their execution semantics. Models handle better for predicting Boolean values such as the output of a comparison statement, and also statements where constant is assigned to a variable. The models may understand the assignment operator `"="` and have captured easy patterns like `"a=3` indicates `a` has value 3 after executing this statement". We did not observe significant advantage of reasoning models over non-reasoning models for this task.

3.3 Results for RQ3: Code properties within a function

In Fig. 5a, we report results on predicting the number of loop iterations, values in and after the loop, given the input of the function. We observe that models feel difficult to predict values after executing the loop. Loop iterations are the easiest tasks among the three. Our intuition is that sometimes certain patterns in the code text are linked to the loop iterations. For example, Python code `for i`

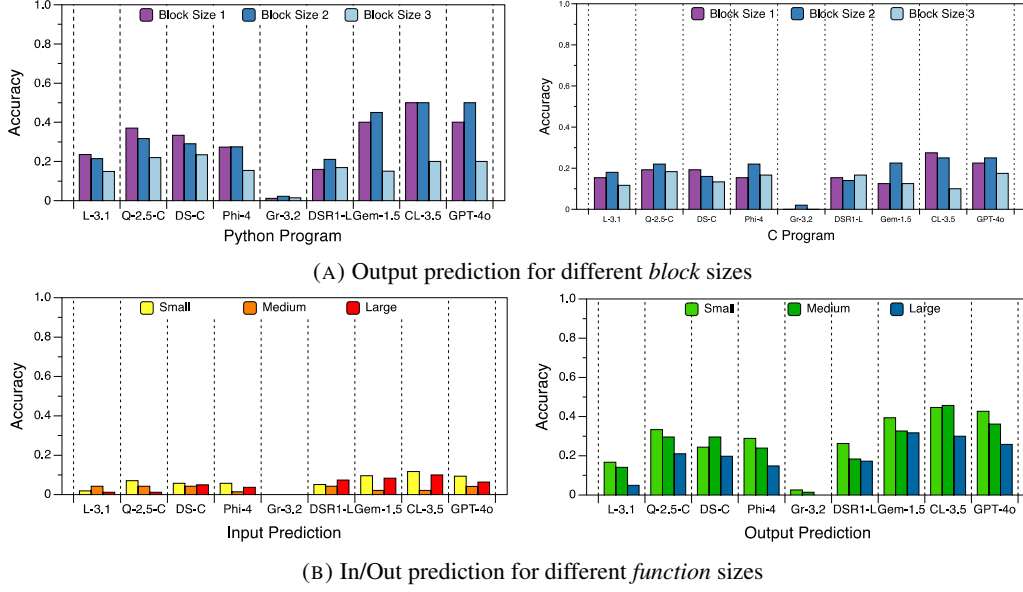


FIGURE 3. **RQ1:** Does increasing the size of code increase the difficulty of code reasoning?

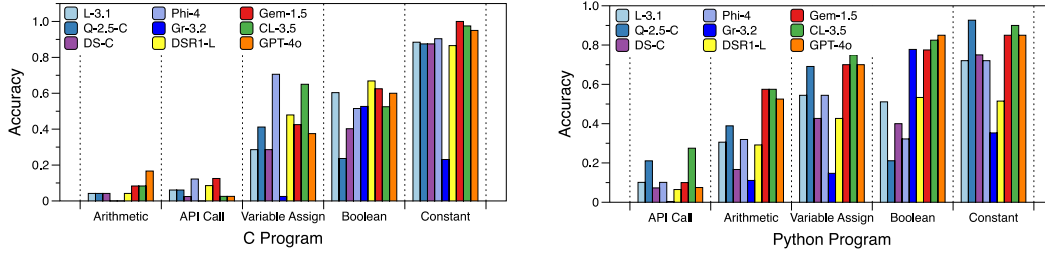


FIGURE 4. **RQ2:** What types of program statements can the model understand well?

in `range(100) :` implies that loop iteration is 100. Somehow, some models know these patterns and constants are linked to the loop iterations. We inspected the predicted loop values and did not find a trend that the models just use any constant numbers in the code text as their answers.

In Fig. 5b and Fig. 5c, we show that given an input, predicting pointer aliasing at a program location and whether a branch can be taken is easier than loop properties. Here, the models only need to predict "yes"/"no". The models predict pointer aliasing better than branch execution. We believe that the models are able to connect code patterns such as "`p=q`" to the aliasing definition provided in our prompt "when two pointers store the same memory addresses, they are aliasing". Notably, some open-source models perform below 50% on these binary classification tasks—worse than random guessing.

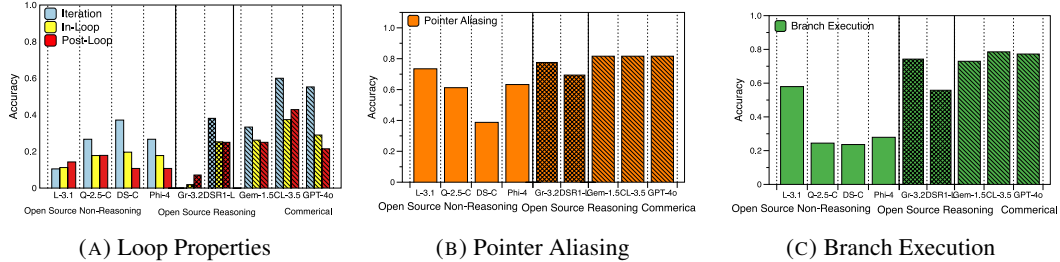


FIGURE 5. **RQ3:** Can models reason about different program properties?

3.4 Results for RQ4: Different prompting techniques

In Fig. 6, we show results of different prompting techniques on statement prediction and loop property predictions (relatively difficult tasks in our list). Our results show that in both cases, models benefited from more shots in the prompt. When we prompt models and provide examples more relevant to the query (RAG style); that is, for statement prediction, we provide shots with the same type of statement, and for loops, we provide shots of different loops in the same function, models improved their performance. However, applying a simple COT by "asking models to think step by step" at the beginning of the prompt did not help much for statement prediction, but helped for loop property prediction for some models. Our intuition is that compared to statement prediction, loop reasoning, e.g., predicting values after a loop, may be more complex and can benefit from multi-step reasoning.

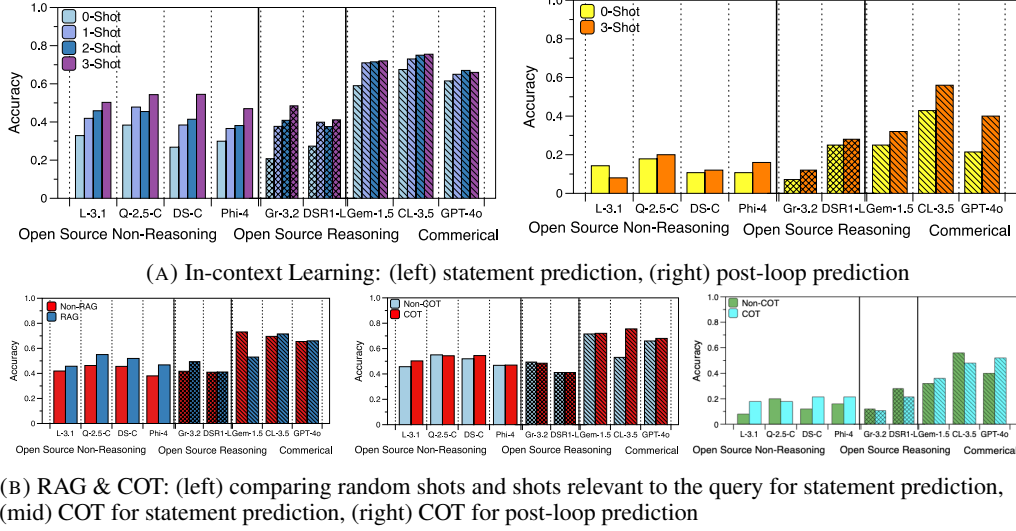


FIGURE 6. RQ4: Can different prompting strategies help?

3.5 Results for RQ5: Approximation of code semantics

In Fig. 7, we observed that the models reported better performance to predict an approximation of code semantics, for both statement (Fig. 7b) and loop (Fig. 7c) predictions. Interestingly, when we provide only the definition of "abstract" values (mapping from a range of concrete values to an abstract value) in the prompt, without giving an example showing an "abstract" output for a given input, the models cannot predict abstract values better than concrete values (Fig. 7a). Most models failed to apply definitions directly to the query examples; however, when we provide 3-shots of examples in the prompt, all the models can predict abstract values better than concrete ones.

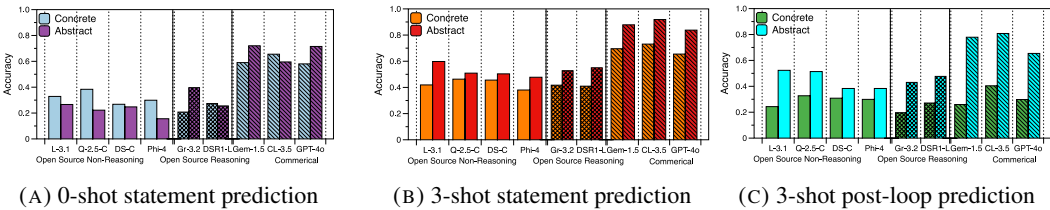


FIGURE 7. RQ5: Can models reason about an approximation of code semantics? (Python results)

3.6 Results for RQ6: Different programming languages

Using input/output prediction as a case study, we investigated models code reasoning capabilities for different programming languages. Fig. 8a shows that Java and Python performed better than C when predicting output given input. Our intuition is that compared to the C code, Java and Python code are

more high-level and closer to the natural languages than C; also probably models have seen less C code than Python/Java code in the training data. However, the models reported the lowest accuracy for input prediction of Python code (Fig. 8b).

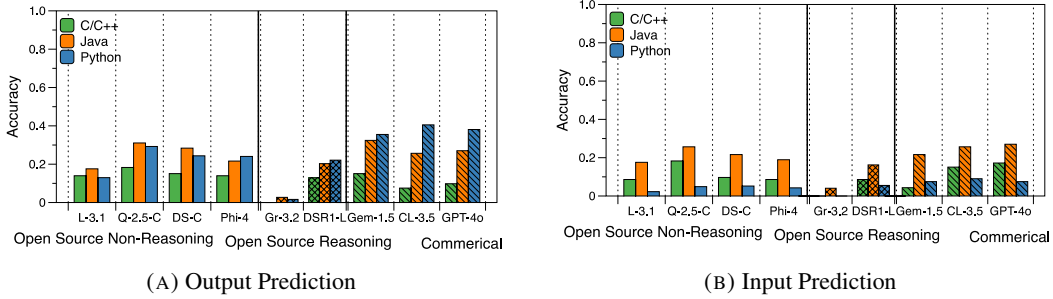


FIGURE 8. **RQ6:** Any particular programming languages are easier for the models?

4 Related Work

Code Reasoning Benchmarks. CruxEval [8] assesses LLMs’ performance on synthetic Python programs using the task of input-output prediction for a function. CruxEval-X [23] extends this work to multilingual settings by translating synthetic Python programs in CruxEval to other languages using LLMs. REval [24] evaluated branch prediction tasks using ClassEval and HumanEval [25]. CodeMind [26] proposed output prediction and code synthesis tasks on existing code benchmarks [27, 28, 8, 29]. They found that LLM reasoning capabilities deteriorate as program complexity increases [26, 30]. Our benchmark CodeSense is the first that used real-world Python, C and Java code to evaluate LLMs’ reasoning capabilities. While most code reasoning benchmarks reason about function level execution semantics, we proposed and made ground truth available for a spectrum of fine-grained reasoning tasks regarding program behaviors within a function.

Other Code Application Benchmarks. SWE-Bench [5] used the task of generating patches to resolve a given GitHub issues for real-world Python projects. SWE-PolyBench [6] extends this work to other programming languages. KGym [7] delivered a benchmark consisting of Linux kernel crash data and evaluated LLMs’ capabilities of resolving Linux kernel crashes. These benchmarks focus on task-specific performance rather than fine-grained code semantics understanding. There are also benchmarks for code generation [31, 32, 33, 34, 35] and code completion [36, 37]. However, most of these datasets—such as BigCodeBench [3] and CodeBenchGen [4] are restricted to a single language (primarily Python) and extracted from isolated competitive programming problems.

5 Conclusions

Code semantic reasoning is foundational for solving many software engineering applications. We propose a novel code benchmark and dataset, CodeSense, extracted from 744 Python, C and Java real-world projects, for evaluating LLMs capabilities of code semantic reasoning. We defined a spectrum of fine-grained code reasoning tasks include value predictions at various granularities of the code and program properties prediction for important code constructs like loops, pointers and branches. We developed a framework and tools that can build, test and trace software projects in different programming languages, and can automatically generate ground truth for fine-grained code semantic reasoning tasks. We conducted a comprehensive study on SOTA LLMs. We found that models in general lack the knowledge of code semantics and face challenges for reasoning about even single statements. In limited cases, models can establish the correlation of code semantics description in natural language with some simple frequent code patterns. We hope our dataset and framework can enable further code semantic benchmarks and provide ground truth for future LLMs post-training.

References

- [1] Jiawei Liu, Chunqiu Steven Xia, Yuyao Wang, and Lingming Zhang. Is your code generated by chatgpt really correct? rigorous evaluation of large language models for code generation, 2023. URL <https://arxiv.org/abs/2305.01210>.
- [2] Naman Jain, King Han, Alex Gu, Wen-Ding Li, Fanjia Yan, Tianjun Zhang, Sida Wang, Armando Solar-Lezama, Koushik Sen, and Ion Stoica. Livecodebench: Holistic and contamination free evaluation of large language models for code, 2024. URL <https://arxiv.org/abs/2403.07974>.
- [3] Terry Yue Zhuo, Minh Chien Vu, Jenny Chim, Han Hu, Wenhao Yu, Ratnadira Widayarsi, Imam Nur Bani Yusuf, Haolan Zhan, Junda He, Indraneil Paul, Simon Brunner, Chen Gong, Thong Hoang, Armel Randy Zebaze, Xiaoheng Hong, Wen-Ding Li, Jean Kaddour, Ming Xu, Zhihan Zhang, Prateek Yadav, Naman Jain, Alex Gu, Zhoujun Cheng, Jiawei Liu, Qian Liu, Zijian Wang, David Lo, Binyuan Hui, Niklas Muennighoff, Daniel Fried, Xiaoning Du, Harm de Vries, and Leandro Von Werra. Bigcodebench: Benchmarking code generation with diverse function calls and complex instructions, 2024. URL <https://arxiv.org/abs/2406.15877>.
- [4] Yiqing Xie, Alex Xie, Divyanshu Sheth, Pengfei Liu, Daniel Fried, and Carolyn Rose. Codebenchgen: Creating scalable execution-based code generation benchmarks, 2024. URL <https://arxiv.org/abs/2404.00566>.
- [5] Carlos E. Jimenez, John Yang, Alexander Wettig, Shunyu Yao, Kexin Pei, Ofir Press, and Karthik Narasimhan. Swe-bench: Can language models resolve real-world github issues?, 2024. URL <https://arxiv.org/abs/2310.06770>.
- [6] Muhammad Shihab Rashid, Christian Bock, Yuan Zhuang, Alexander Buchholz, Tim Esler, Simon Valentin, Luca Franceschi, Martin Wistuba, Prabhu Teja Sivaprasad, Woo Jung Kim, Anoop Deoras, Giovanni Zappella, and Laurent Callot. Swe-polybench: A multi-language benchmark for repository level evaluation of coding agents, 2025. URL <https://arxiv.org/abs/2504.08703>.
- [7] Alex Mathai, Chenxi Huang, Petros Maniatis, Aleksandr Nogikh, Franjo Ivančić, Junfeng Yang, and Baishakhi Ray. Kgym: A platform and dataset to benchmark large language models on linux kernel crash resolution. *Advances in Neural Information Processing Systems*, 37:78053–78078, 2024.
- [8] Alex Gu, Baptiste Rozière, Hugh Leather, Armando Solar-Lezama, Gabriel Synnaeve, and Sida I. Wang. Cruxeval: A benchmark for code reasoning, understanding and execution, 2024. URL <https://arxiv.org/abs/2401.03065>.
- [9] Yangruibo Ding, Ben Steenhoeck, Kexin Pei, Gail Kaiser, Wei Le, and Baishakhi Ray. Traced: Execution-aware pre-training for source code, 2023. URL <https://arxiv.org/abs/2306.07487>.
- [10] Yangruibo Ding, Jinjun Peng, Marcus J. Min, Gail Kaiser, Junfeng Yang, and Baishakhi Ray. Semcoder: Training code language models with comprehensive semantics reasoning, 2024. URL <https://arxiv.org/abs/2406.01006>.
- [11] Benjamin Steenhoeck, Md Mahbubur Rahman, Monoshi Kumar Roy, Mirza Sanjida Alam, Hengbo Tong, Swarna Das, Earl T. Barr, and Wei Le. To err is machine: Vulnerability detection challenges llm reasoning, 2025. URL <https://arxiv.org/abs/2403.17218>.
- [12] Anthropic. Introducing claude 3.5 sonnet, June 2024. URL <https://www.anthropic.com/news/claude-3-5-sonnet>. Accessed: 2025-05-15.
- [13] OpenAI. Gpt-4o mini: Advancing cost-efficient intelligence, July 2024. URL <https://openai.com/index/gpt-4o-mini-advancing-cost-efficient-intelligence/>. Accessed: 2025-05-15.
- [14] Google. Gemini models: Gemini 1.5 flash, 2025. URL <https://ai.google.dev/gemini-api/docs/models#gemini-1.5-flash>. Accessed: 2025-05-15.

- [15] Miltiadis Allamanis, Henry Jackson-Flux, and Marc Brockschmidt. Self-supervised bug detection and repair. In *NeurIPS*, 2021.
- [16] Holger Krekel, Bruno Oliveira, Ronny Pfannschmidt, Floris Bruynooghe, Brianna Laughner, and Florian Bruhin. `pytest` x.y. <https://github.com/pytest-dev/pytest>, 2004. Version x.y. Contributors include Holger Krekel, Bruno Oliveira, Ronny Pfannschmidt, Floris Bruynooghe, Brianna Laughner, Florian Bruhin, and others.
- [17] Ram Rachum, Alex Hall, Iori Yanokura, et al. Pysnooper: Never use print for debugging again, jun 2019. URL <https://github.com/cool-RR/PySnooper>.
- [18] Abhishek Arya, Oliver Chang, Jonathan Metzman, Kostya Serebryany, and Dongge Liu. Oss-fuzz, 2023. URL <https://github.com/google/oss-fuzz>. Accessed: 2025-05-14.
- [19] Free Software Foundation. GDB: The GNU project debugger. <https://www.sourceware.org/gdb/>. Accessed: May 15, 2025.
- [20] Gordon Fraser and Andrea Arcuri. Sound empirical evidence in software testing. In *34th International Conference on Software Engineering, ICSE 2012, June 2-9, 2012, Zurich, Switzerland*, pages 178–188. IEEE, 2012. ISBN 978-1-4673-1067-3.
- [21] Gordon Fraser and Andrea Arcuri. Evosuite: automatic test suite generation for object-oriented software. In *Proceedings of the 19th ACM SIGSOFT Symposium and the 13th European Conference on Foundations of Software Engineering, ESEC/FSE '11*, page 416–419, New York, NY, USA, 2011. Association for Computing Machinery. ISBN 9781450304436. doi: 10.1145/2025113.2025179. URL <https://doi.org/10.1145/2025113.2025179>.
- [22] Oracle Corporation. *JDB - The Java Debugger*, 2025. URL <https://docs.oracle.com/javase/8/docs/technotes/tools/unix/jdb.html>. Part of the Java SE Development Kit.
- [23] Ruiyang Xu, Jialun Cao, Yaojie Lu, Hongyu Lin, Xianpei Han, Ben He, Shing-Chi Cheung, and Le Sun. Cruxeval-x: A benchmark for multilingual code reasoning, understanding and execution. *arXiv preprint arXiv:2408.13001*, 2024.
- [24] Junkai Chen, Zhiyuan Pan, Xing Hu, Zhenhao Li, Ge Li, and Xin Xia. Reasoning runtime behavior of a program with llm: How far are we?, 2024. URL <https://arxiv.org/abs/2403.16437>.
- [25] Mark Chen, Jerry Tworek, Heewoo Jun, Qiming Yuan, Henrique Ponde de Oliveira Pinto, Jared Kaplan, Harri Edwards, Yuri Burda, Nicholas Joseph, Greg Brockman, Alex Ray, Raul Puri, Gretchen Krueger, Michael Petrov, Heidy Khlaaf, Girish Sastry, Pamela Mishkin, Brooke Chan, Scott Gray, Nick Ryder, Mikhail Pavlov, Alethea Power, Lukasz Kaiser, Mohammad Bavarian, Clemens Winter, Philippe Tillet, Felipe Petroski Such, Dave Cummings, Matthias Plappert, Fotios Chantzis, Elizabeth Barnes, Ariel Herbert-Voss, William Hebgren Guss, Alex Nichol, Alex Paino, Nikolas Tezak, Jie Tang, Igor Babuschkin, Suchir Balaji, Shantanu Jain, William Saunders, Christopher Hesse, Andrew N. Carr, Jan Leike, Josh Achiam, Vedant Misra, Evan Morikawa, Alec Radford, Matthew Knight, Miles Brundage, Mira Murati, Katie Mayer, Peter Welinder, Bob McGrew, Dario Amodei, Sam McCandlish, Ilya Sutskever, and Wojciech Zaremba. Evaluating large language models trained on code, 2021. URL <https://arxiv.org/abs/2107.03374>.
- [26] Changshu Liu, Shizhuo Dylan Zhang, Ali Reza Ibrahimzada, and Reyhaneh Jabbarvand. Code-mind: A framework to challenge large language models for code reasoning, 2024. URL <https://arxiv.org/abs/2402.09664>.
- [27] Mark Chen, Jerry Tworek, Heewoo Jun, Qiming Yuan, Henrique Ponde De Oliveira Pinto, Jared Kaplan, Harri Edwards, Yuri Burda, Nicholas Joseph, Greg Brockman, et al. Evaluating large language models trained on code. *arXiv preprint arXiv:2107.03374*, 2021.
- [28] Jacob Austin, Augustus Odena, Maxwell Nye, Maarten Bosma, Henryk Michalewski, David Dohan, Ellen Jiang, Carrie Cai, Michael Terry, Quoc Le, et al. Program synthesis with large language models. *arXiv preprint arXiv:2108.07732*, 2021.

- [29] Ruchir Puri, David S Kung, Geert Janssen, Wei Zhang, Giacomo Domeniconi, Vladimir Zolotov, Julian Dolby, Jie Chen, Mihir Choudhury, Lindsey Decker, et al. Codenet: A large-scale ai for code dataset for learning a diversity of coding tasks. *arXiv preprint arXiv:2105.12655*, 2021.
- [30] Yakun Zhang, Wenjie Zhang, Dezhi Ran, Qihao Zhu, Chengfeng Dou, Dan Hao, Tao Xie, and Lu Zhang. Learning-based widget matching for migrating gui test cases. In *Proceedings of the IEEE/ACM 46th International Conference on Software Engineering, ICSE '24*. ACM, February 2024. doi: 10.1145/3597503.3623322. URL <http://dx.doi.org/10.1145/3597503.3623322>.
- [31] Jia Li, Ge Li, Xuanming Zhang, Yihong Dong, and Zhi Jin. Evocodebench: An evolving code generation benchmark aligned with real-world code repositories, 2024. URL <https://arxiv.org/abs/2404.00599>.
- [32] Kechi Zhang, Jia Li, Ge Li, Xianjie Shi, and Zhi Jin. Codeagent: Enhancing code generation with tool-integrated agent systems for real-world repo-level coding challenges, 2024. URL <https://arxiv.org/abs/2401.07339>.
- [33] Hao Yu, Bo Shen, Dezhi Ran, Jiaxin Zhang, Qi Zhang, Yuchi Ma, Guangtai Liang, Ying Li, Qianxiang Wang, and Tao Xie. Codereval: A benchmark of pragmatic code generation with generative pre-trained models. In *Proceedings of the IEEE/ACM 46th International Conference on Software Engineering, ICSE '24*, New York, NY, USA, 2024. Association for Computing Machinery. ISBN 9798400702174. doi: 10.1145/3597503.3623316. URL <https://doi.org/10.1145/3597503.3623316>.
- [34] Simin Chen, Pranav Pusarla, and Baishakhi Ray. Dynamic benchmarking of reasoning capabilities in code large language models under data contamination. *arXiv preprint arXiv:2503.04149*, 2025.
- [35] Xueying Du, Mingwei Liu, Kaixin Wang, Hanlin Wang, Junwei Liu, Yixuan Chen, Jiayi Feng, Chaofeng Sha, Xin Peng, and Yiling Lou. Classeval: A manually-crafted benchmark for evaluating llms on class-level code generation. *arXiv preprint arXiv:2308.01861*, 2023.
- [36] Maliheh Izadi, Jonathan Katzy, Tim Van Dam, Marc Otten, Razvan Mihai Popescu, and Arie Van Deursen. Language models for code completion: A practical evaluation. In *Proceedings of the IEEE/ACM 46th International Conference on Software Engineering, ICSE '24*, New York, NY, USA, 2024. Association for Computing Machinery. ISBN 9798400702174. doi: 10.1145/3597503.3639138. URL <https://doi.org/10.1145/3597503.3639138>.
- [37] Yangruibo Ding, Zijian Wang, Wasi Uddin Ahmad, Hantian Ding, Ming Tan, Nihal Jain, Murali Krishna Ramanathan, Ramesh Nallapati, Parminder Bhatia, Dan Roth, and Bing Xiang. Crosscodeeval: A diverse and multilingual benchmark for cross-file code completion, 2023. URL <https://arxiv.org/abs/2310.11248>.
- [38] Woosuk Kwon, Zhuohan Li, Siyuan Zhuang, Ying Sheng, Lianmin Zheng, Cody Hao Yu, Joseph E. Gonzalez, Hao Zhang, and Ion Stoica. Efficient memory management for large language model serving with pagedattention. In *Proceedings of the ACM SIGOPS 29th Symposium on Operating Systems Principles*, 2023.

A Appendix

A.1 Computation Resources and Inference Tools

All our experiments were conducted using the following computational resources:

- **GPU:** NVIDIA RTX A6000 with 49GB VRAM
- **Memory Utilization:** 0.9GB GPU memory during inference runs
- **Software Stack:** vLLM [38] for optimised transformer inference
- **Operations:** Inference-only experiments (no fine-tuning performed)

The inference parameters were controlled through the following configuration 4:

TABLE 4. Inference Configuration Parameters

Parameter	Value	Description
temperature	0.8	Controls randomness: Lower = more deterministic
top_p	0.95	Nucleus sampling: Only top 95% probability mass
max_tokens	4096 (default) 16384 (For reasoning models)	Base context window size Extended context for specific models
tp_size	1	No tensor parallelism
dtype	float16	Half-precision floating point
stop	[\n>>, \n\$, ...]	Generation stopping tokens

A.2 Limitations and Future Work

In this work, we consider exact matching between the model’s response and ground truth as correct. In future work, we would like to explore other metrics such as pass@k. However, we did explore models’ performance in computing abstract value prediction/approximation of code semantics.

For some RQs, we only evaluated the models on subset of tasks. For example, when comparing different programming languages in RQ6, we used input/output predictions. In the future, we will extend such evaluations to more tasks. When computing pointer alias in RQ3, we used C languages. Future work can also include object aliasing detection for Python and Java.

Additionally, we would like to expand our framework to support project tracing and task-specific benchmark datasets beyond the scope of three languages. This includes adding other languages with diverse domain’s like (e.g., functional, system language) to enable a more comprehensive evaluation of LLMs.

In future, it will be also interesting to explore more advanced prompting techniques and even fine-tune the models to further evaluate the models.

A.3 Trace Collection

In this section, we will discuss the detailed process to generate the C, Python and Java real-world traces.

A.3.1 Real World Project Collection

1. **C Project Collection:** For our research, we wanted to generate trace dataset on real-world projects. We have selected real-world C projects that were curated in the OSS-FUZZ repository. The primary reason behind selecting these projects is that they represent different domains to ensure diversity in software types. This choice also aligns with our research goal to generate a benchmark real-world C trace dataset.
2. **Python Project Collection:** To collect real-world Python projects, we adopted two approaches. 1) We cloned all 1489 repositories from GitHub that appear in the PyPIBugs

dataset, which was released in 2021 [15]. 2) To avoid missing popular projects after 2021, we use GitHub API to search for repositories that are marked as mainly written in Python and get the results according to the descending order of the number of stars. To maximise the probability that we can execute them easily with the pytest module, we only consider projects that seemingly have a testing folder at the top or second level. For better compatibility and the reflection of the recent trend of programming styles, we further filtered out projects that have not been updated in the last four years. Finally, we got 544 projects.

3. **Java Dataset Collection:** For Java, we aimed to gather a diverse set of real-world projects to have a comprehensive trace analysis, which aligns with our trace dataset generation objective. We have used EvoSuite [21] for test suite generation, and the SF110 dataset has been used as it is recommended by EvoSuite. This choice ensures compatibility and a high testing coverage rate.

A.3.2 High-Level Steps Overview of Generating Traces

C Trace Collection

1. **Building Projects:** Building projects before fuzzing is necessary to ensure that different project dependencies are correctly installed and configured, avoiding runtime errors during the fuzzing process. This helps to create a consistent and effective environment for the next fuzzing process.
2. **Fuzzing:** In the fuzzing phase, we executed the fuzzer on the already-built projects to generate the input data corpora. We configure the fuzzing tools with appropriate settings and parameters for each project. This includes specifying input seed files, maximum time for the fuzzer to run and kill delay to maximise code coverage. Throughout the fuzzing process, detailed logs are maintained to track the execution progress and other relevant information. These logs can aid in debugging, result interpretation, and fuzzing outcomes.
3. **Tracing:** Tracing is the most crucial step to have the execution information of real-world projects. We use a tracing framework with the GNU debugger to log the execution of the projects. With the help of the framework, we log function calls, variable values, and other states during the execution of the projects. We start the tracing by setting an entry point for the program, and during the execution of the tracing, we record the different states of the program at various points by logging them into an XML-formatted file for further analysis. Additionally, we have added a tracer timeout to ensure the maximum running time of the tracer, as well as an extra kill delay to ensure the safe exit of the tracer. This ensures the reliability and robustness of the tracing process if any unexpected events occur.

Python Trace Collection

1. **Execution:** We execute the collected projects to get traces in a best-effort approach: 1) We scan the common dependency files to install the dependencies into an independent Python environment for each project. 2) We use pytest to execute the test cases in the projects and collect the outputs. 3) We analyze the outputs to identify missing dependency errors and try to install the missing dependencies several times.
2. **Tracing:** We use the PySnooper tool to trace the projects but made the following modifications to it: 1) We only keep traces corresponding to source code files in the project source directories to exclude traces happened in Python built-in functions or third-party dependencies. 2) We expand the representation of user-defined class objects by showing the name and value pairs of their first-level attributes. 3) We save the types of variables in traces instead of just value representations to provide more information for the execution-aware source code modeling.

Java Trace Collection

1. **Tracing:** To generate the tracing framework for Java, we integrated Java Debugger to record the execution details of the projects. We logged method invocation, variable values, and different program states during the execution cycle. For Java, we stored the raw trace in JSON format, which was stored in directories specific to each class within the project

directories. This helps manage large amounts of data, consequently making it easier to retrieve, analyze and clean it up for further tasks.

TABLE 5. Trace Collection

Real-world projects		Testing Tools	Tracing Tools
Python	PyPIbugs+Github (544)	Pytest	Pysnooper
C	OSS-Fuzz (100)	Fuzzing	GDB
Java	SF-110 (100)	Evosuite	JDB

A.4 Detailed Description of Tasks

In this section, we will provide a detailed description of our tasks. A.4.1 provides a comprehensive description of the statement-based evaluation we performed on LLMs. We sampled five types of statements, i.e, Assignment, Arithmetic, Constant, Boolean, and Function Call, and prompted the models about the value after execution of each type of statement given the variable states before executing that statement. For the block prediction task A.4.2, we sampled statements from the start of the code snippet, given the input of the code, we prompted the model to predict the output at the end of the 1st statement, the 2nd statement, and the 3rd statement. For Branch prediction A.4.3, we prompted the model whether a specific branch will be taken or not of a code snippet, given the input of that code snippet.

In the case of A.4.4, we sampled loop statements from the code snippets. For each loop, we first collected the number of iterations of that loop as ground truth, and queried the model about how many times the loop would be iterated. We also collected and prompted the model regarding the variable state inside the loop body after the n-th interaction. We have named this "In-Loop" prediction. Additionally, we sampled variables after the execution of the whole loop and queried the model regarding the variable value after the execution of the loop body ("Post-Loop" prediction). For input/output prediction A.4.5, we used the approach similar to [8]. For output prediction, we give the entire code snippet and the input of the code snippet, and vice versa for input prediction.

A.4.1 Statement Prediction Task

```
def xldate_from_date_tuple(date_tuple, datemode):
    year, month, day = date_tuple
    data_list = list(data_tuple)
    if datemode not in (0, 1):
        raise XLDateBadDatemode(datemode)

    if year == 0 and month == 0 and day == 0:
        return 0.00
    c = 100
    if not (1900 <= year <= 9999):
        raise XLDateBadTuple("Invalid_year:%r" % ((year, month, day),))
    if not (1 <= month <= 12):
        raise XLDateBadTuple("Invalid_month:%r" % ((year, month, day),))
    if day < 1 \
    or (day > _days_in_month[month] and not (day == 29 and month == 2 and
        _leap(year))):
        raise XLDateBadTuple("Invalid_day:%r" % ((year, month, day),))

    Yp = year + 4716
    M = month
    if M <= 2:
        Yp = Yp - 1
        Mp = M + 9
    else:
        Mp = M - 3
    jdn = ifd(1461 * Yp, 4) + ifd(979 * Mp + 16, 32) + \
        day - 1364 - ifd(ifd(Yp + 184, 100) * 3, 4)
    xldays = jdn - _JDN_delta[datemode]
    if xldays <= 0:
        raise XLDateBadTuple("Invalid(year,month,day):%r" % ((year, month, day
            ),))
    if xldays < 61 and datemode == 0:
        raise XLDateAmbiguous("Before1900-03-01:%r" % ((year, month, day),))
    return float(xldays)

xldate_from_date_tuple(date_tuple=(1907, 7, 3), datemode=0)
```

Assignment Prediction

- What will be the value of the statement `year, month, day = date_tuple` given `{'date_tuple': (1907, 7, 3)}`?

Arithmetic Prediction

- What will be the value of the statement `Yp = year + 4716` given `{'year': 1907}`?

Constant Prediction

- What will be the value of the statement `c = 0` given `{'constant': 0}`?

Boolean Prediction

- Will the statement `if datemode not in (0, 1):` be executed given `{'datemode': 0}`?

Function Call Prediction

- What will be the value of the statement `data_list = list(data_tuple)` given `{'date_tuple': (1907, 7, 3)}`?

A.4.2 Block Prediction Task

```
def exchange(a, i, j):
    temp = a[i]
    a[i] = a[j]
    a[j] = temp
exchange(a=[0, 100, 200, 0, 0, 0, 0, 0, 0, 0], i=2, j=1)
```

1-Block Prediction

- What will be the value of the statement `temp = a[i]` given the function input 'a':
[0, 100, 200, 0, 0, 0, 0, 0, 0, 0], 'i': 2, 'j': 1?

2-Block Prediction

- What will be the value of the statement `a[i] = a[j]` given the function input 'a':
[0, 100, 200, 0, 0, 0, 0, 0, 0, 0], 'i': 2, 'j': 1?

3-Block Prediction

- What will be the value of the statement `a[j] = temp` given the function input 'a':
[0, 100, 200, 0, 0, 0, 0, 0, 0, 0], 'i': 2, 'j': 1?

A.4.3 Branch Task

```
1. def xldate_from_date_tuple(date_tuple, datemode):
2.
3.     year, month, day = date_tuple
4.
5.     if datemode not in (0, 1):
6.         raise XLDateBadDatemode(datemode)
7.
8.     if year == 0 and month == 0 and day == 0:
9.         return 0.00
10.
11.     if not (1900 <= year <= 9999):
12.         raise XLDateBadTuple("Invalid_year:%r" % ((year, month, day),))
13.     if not (1 <= month <= 12):
14.         raise XLDateBadTuple("Invalid_month:%r" % ((year, month, day),))
15.     if day < 1 \
16.     or (day > _days_in_month[month] and not(day == 29 and month == 2 and _leap(
year)))):
17.         raise XLDateBadTuple("Invalid_day:%r" % ((year, month, day),))
18.
19.     Yp = year + 4716
20.     M = month
21.     if M <= 2:
22.         Yp = Yp - 1
23.         Mp = M + 9
24.     else:
25.         Mp = M - 3
26.     jdn = ifd(1461 * Yp, 4) + ifd(979 * Mp + 16, 32) + \
27.         day - 1364 - ifd(ifd(Yp + 184, 100) * 3, 4)
28.     xldays = jdn - _JDN_delta[datemode]
29.     if xldays <= 0:
30.         raise XLDateBadTuple("Invalid(year,month,day):%r" % ((year, month, day)
,))
31.     if xldays < 61 and datemode == 0:
32.         raise XLDateAmbiguous("Before1900-03-01:%r" % ((year, month, day),))
33.     return float(xldays)
34.
35. xldate_from_date_tuple((1907, 7, 3), 0)
```

Branch Prediction

- Is line 12, `raise XLDateBadTuple("Invalid year: %r" % ((year, month, day),))` executed when `xldate_from_date_tuple((1907, 7, 3), 0)` is called?

A.4.4 Loop Task

```
1. def make_version_tuple(vstr=None):
2.     if vstr is None:
3.         vstr = __version__
4.     if vstr[0] == "v":
5.         vstr = vstr[1:]
6.     components = []
7.     for component in vstr.split("+")[0].split("."):
8.         try:
9.             components.append(int(component))
10.        except ValueError:
11.            break
12.    components = tuple(components)
13.    return components
14.
15. make_version_tuple('v0.1.1')
```

Iteration Prediction

- How many times will the loop on line 7 execute when `make_version_tuple('v0.1.1')` is called?

In-Loop Prediction

- What is the value of `components` in line 9 after 2nd iteration when `make_version_tuple('v0.1.1')` is called?

Post-Loop Prediction

- What is the value of `components` in line 12 when `make_version_tuple('v0.1.1')` is called?

A.4.5 Input-Output Task

```
def cast_tuple(val, length = None):
    if isinstance(val, list):
        val = tuple(val)

    output = val if isinstance(val, tuple) else ((val,) * default(length, 1))

    if exists(length):
        assert len(output) == length

    return output
```

Output Prediction

- What will be the output of the code given input `{'val':1, 'length':4}`?

Input Prediction

- What will be the input of the code given output `(1, 1, 1, 1)`?

A.5 Concrete to Abstract Mapping

For the approximation of code semantics, we prompted the models to reason in abstract values, instead of reasoning about the concrete exact value. Table 6 shows the mapping from concrete value to abstract category, following the prior literature [9]. When defining these mappings, we carefully

aligned the value ranges for each abstract category with the overall value distribution observed in our benchmark.

TABLE 6. Concrete Value to Quantize Value Mapping

Type	Condition	Category
Integer	$0 < v \leq 10$	Positive Regular
	$v > 10$	Positive Large
	$v == 0$	Zero
	$-10 \leq v < 0$	Negative Regular
	$v < -10$	Negative Large
Float	$1.0 < v \leq 10.0$	Positive Regular
	$0.0 < v \leq 1.0$	Positive Small
	$10.0 < v$	Positive Large
	$v == 0.0$	Zero
	$-1.0 \leq v < 0.0$	Negative Small
	$-10.0 \leq v < -1.0$	Negative Regular
	$v < -10.0$	Negative Large
String	<code>len(s) == 0</code>	Empty String
	<code>len(s) > 0 and s.isalpha()</code>	Alphabetic String
	<code>len(s) > 0 and s.isdigit()</code>	Numeric String
	<code>len(s) > 0 and not (s.isalpha() or s.isdigit())</code>	Mixed String
List	<code>len(lst) == 0</code>	Empty List
	<code>len(lst) > 0</code>	Non-Empty List
Tuple	<code>len(tup) == 0</code>	Empty Tuple
	<code>len(tup) > 0</code>	Non-Empty Tuple
Dict	<code>len(dict) == 0</code>	Empty Dictionary
	<code>len(dict) > 0</code>	Non-Empty Dictionary
Set	<code>len(set) == 0</code>	Empty Set
	<code>len(set) > 0</code>	Non-Empty Set
Boolean	True	True
	False	False
NoneType	None	None

A.6 Prompting Techniques

The following is a subset of prompts we used to evaluate the models. The rest prompts are shown in our data package.

A.6.1 RQ1 Prompt

Generalized Statement Execution Prediction Prompt

Here's some {lang} code. Each example highlights a single statement of (assignment, branch, or function calls) and shows you what the variable values look like just before it runs.
Your goal? Figure out what the result will be right after that statement runs.
Here are {shot} examples to walk you through it: -----
-

Assignment Prediction Prompt

You're given some {lang} code and one specific assignment line. Here are the local variables just before that line runs. Can you figure out what the value of the assignment will be afterwards?
Code Snippet: {lang} {code}
Statement: {statement}
Before Values: {variables}
Answer using <ans></ans> tags, Do not include any extra information.

Boolean Prediction Prompt

Here's a branch(if)/Boolean statement in {lang}, and the values of the variables it uses.
Will the branch run? Answer 'Yes' or 'No'.
Code: {lang} {code}
Branch Statement: {statement}
Condition Variables: {variables}
Answer using <ans></ans> tags, Do not include any extra information.

Function Call Prompt

Here's a function or API call in {lang} with some parameters. Based on the inputs, what will it return?
Code: {lang} {code}
Call: {statement}
Parameter Values: {variables}
Answer using <ans></ans> tags, Do not include any extra information.

A.6.2 RQ2 Prompts

Generalized Block Execution Prediction Prompt

Take a look at the {lang} code blocks. One statement is highlighted in each.
You'll also see the input values going into the function. Based on those, try to figure out what the highlighted line will do.
Here are {shot} examples that show how it works: -----
-

Block Prediction Prompt

Here's a full function in {lang} and a line of code inside it we care about.
Given the function's inputs, what value will that line produce?
Code: {lang} {code}
Statement: {statement}
Inputs: {inputs}
Answer using <ans></ans> tags

Generalized input_output prompt

Here's some {lang} code. You'll either get the inputs or the outputs, but not both.
Your task is to fill in the missing part-predict the output if you know the input, or figure out what input must've produced the output. Check out these {shot} examples for reference: -----

Output Prompt

Here's some {lang} code and the inputs passed into it.
What output do you expect from it?
Code: {lang} {code}
Inputs: {input}
Answer using <ans></ans> tags

Input Prompt

You know the output of a piece of {lang} code. Can you figure out what the input must've been?
Code: {lang} {code}
Output: {output}
Answer using <ans></ans> tags

A.6.3 RQ3 Prompts

Generalized Loop Prediction Prompt

Let's explore some loops in {lang}. You'll get the full loop structure along with the input values used in the code.
I'll ask you questions about how the loop body or post-loop values behave with those inputs.
Here's how it works with {shot} example(s): -----

Iteration Prediction

Take a look at this lang loop with some given inputs.
Question:{question}
Code:
{lang}
{code}
Answer using <ans></ans> tags.

In-Loop Prediction

This is a {lang} loop and what the input to the function looks like.
I'll ask you something about what happens inside the loop body.
Code:
{lang}
{code}
Question:
{question}
Answer using <ans></ans> tags

Post-Loop Prediction

This is a {lang} loop and what the input to the function looks like. I'll ask you something about what happens after the loop body.

Code:

{lang}

{code}

Question:

{question}

Answer using <ans></ans> tags

Branch Prediction Prompt

Here's a branch (if) block statement in {lang}.

Will the branch run given the function call? Answer 'Yes' or 'No'.

Code: {lang} {code}

Question: {question}

Answer using <ans></ans> tags, Do not include any extra information.

Alias Prediction

Here's some {lang} code with two pointer variables:

- Pointer A: '{pointer_1}'

- Pointer B: '{pointer_2}'

Do these pointers reference the same memory address? Answer "Yes" or "No".

Code: {lang} {code}

Function Input: {input}

Question: Do '{pointer_1}' and '{pointer_2}' in (line {line_1}) point to the same memory location?

Put your answer in <ans></ans> tags.

A.6.4 RQ4 Prompts

Assignment CoT

Let's figure out the result of the assignment: '{statement}'

You've got the current variable values: {variables}

Think through the right-hand side, then update the left-hand side with the result.

Boolean CoT

Here's the condition: '{statement}'

These are the variable values: {variables}

Evaluate the condition. Is it true or false? That tells you if the branch runs.

Function Call CoT

This is the function call: '{statement}'

With these parameter values: {variables}

Figure out what the function does and predict the return value.

Block Prediction CoT

First, trace the execution flow till the highlighted statement {statement} and {input} of the given input,
Then identify the variables associated with the statement
Next, use the trace execution flow to evaluate the statement
What value does the statement produce?

Output Prediction CoT

We're given inputs: {input}
Walk through the code step by step.
Watch how the values change until we get the final output.
Check that it matches what the function should return.

Input Prediction CoT

We know the output: {output}
Work backwards-what input could've led to that?
Figure out what had to happen in the code, and reverse it to get the input.

Iteration Prediction CoT

Start the loop using the initial values.
Check the condition, run the body, update, and repeat.
Keep going until the loop ends.

Loop in-Value CoT

Look at the variables at the start of this iteration.
Go through each line in the loop body.
What happens to the variables by the end?

Loop Post-Value CoT

See why the loop stopped (condition failed).
Check the final values of all changed variables.
What did the last iteration do before ending?
What would be the variable value after loop termination?

Overall Statement Prediction Prompt (1-shot) with CoT steps

Here's some Python code. Each example highlights a single statement of (assignment, branch, or function calls) and shows you what the variable values look like just before it runs. Your goal? Figure out what the result will be right after that statement runs.

Here are 1 example to walk you through it:

----- EXAMPLE 1: -----

Here's a function or API call in Python with some parameters. Based on the inputs/parameter values, what will it return?

Code:

Python

{in-context Code}

Function Call: {statement with function call}

Parameter Values: {values}

Let's think step by step:

This is the function call: {statement}

With these parameter values: {variables}

Figure out what the function does and predict the return value.

Therefore the final answer is:<ans> {Ground Truth} </ans>

Now, please solve the following new problem.

You're given some Python code and one specific assignment line. Here are the local variables just before that line runs. Can you figure out what the value of the assignment will be afterwards?

Code:

Python

{Query Code}

Statement: {selected statement}

Before Values: {values}

Answer using <ans></ans> tags, Do not include any extra information.

A.6.5 RQ5 Prompts

Statement Prediction Prompt with Abstract Mapping

You're given some Python code and one specific assignment line.
Here are the local variables just before that line runs. Can you figure
out what the value of the assignment will be afterwards?

Code:

Python

{Query Code}

Statement: {selected statement}

Before Values: {values}

You have to give your value prediction using the given quantization
rules: {rules_list}

Answer using <ans></ans> tags, Do not include any extra information.

A.7 Additional Results

A.7.1 RQ1

Fig. 9 and Fig. 10 depict each model's capability on individual statement types. Fig. 11 and Fig. 12 show the performance of all the models across five types of statements for languages Python and C.

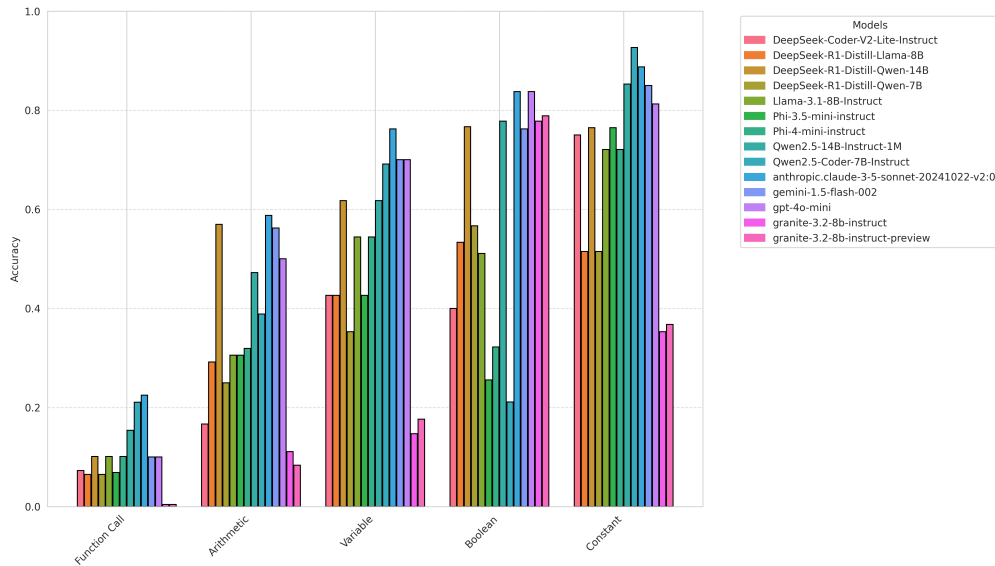


FIGURE 9. RQ1 Statement type accuracy across Models (Python)

A.7.2 RQ4

In Fig. 13, we show that for most of the models, adding the number of shots/in-context examples helps the models. Fig. 14 demonstrates that selecting in-context examples in a more controlled way, for example, selecting the same function as in-context examples, helps the models reason better. Finally, Fig. 15 shows whether adding a Chain of Thought (CoT) with the in-context examples can help improve the performance.

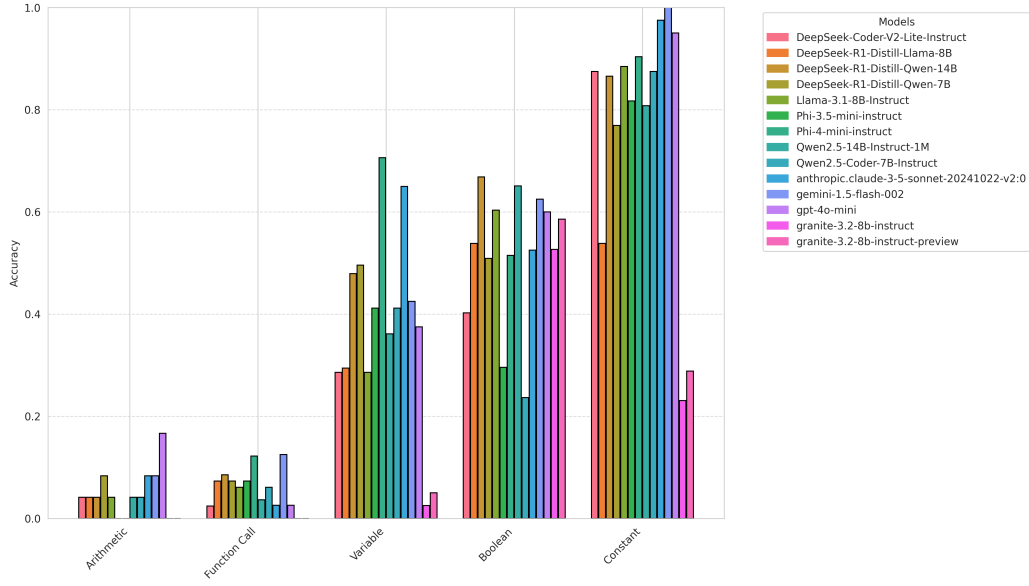


FIGURE 10. **RQ1** Statement type accuracy across Models (C)

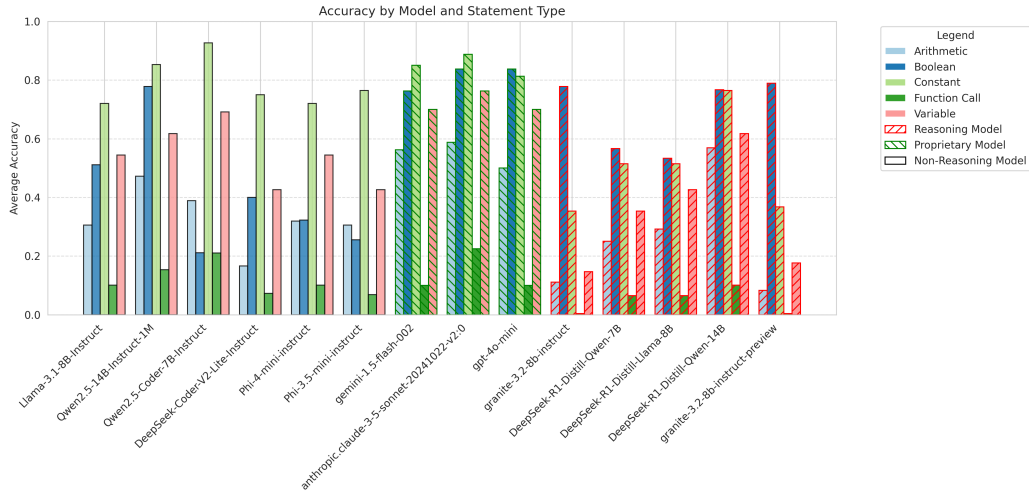


FIGURE 11. **RQ1** Statement type accuracy across Models (Python)

A.7.3 RQ5

In Fig. 16, we compare abstract value vs concrete value prediction for post-loop values. Though the models struggle with concrete value prediction, they can improve the performance for predicting the range/approximation of the concrete value.

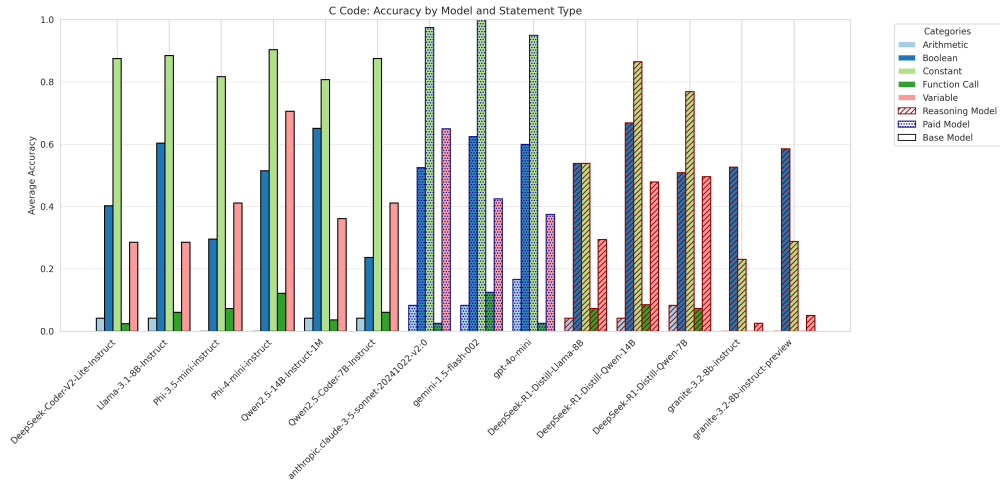


FIGURE 12. **RQ1** Statement type accuracy across Models (C)

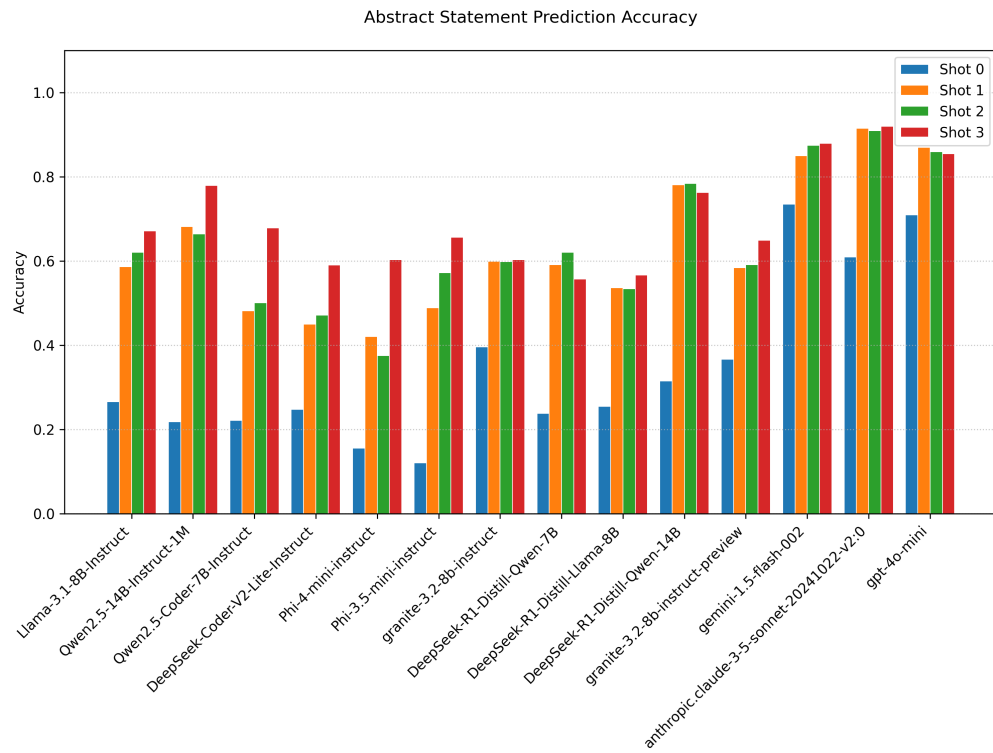


FIGURE 13. **RQ4** Models' Performance with increasing shots from 0 to 3 (Abstract Value Prediction).

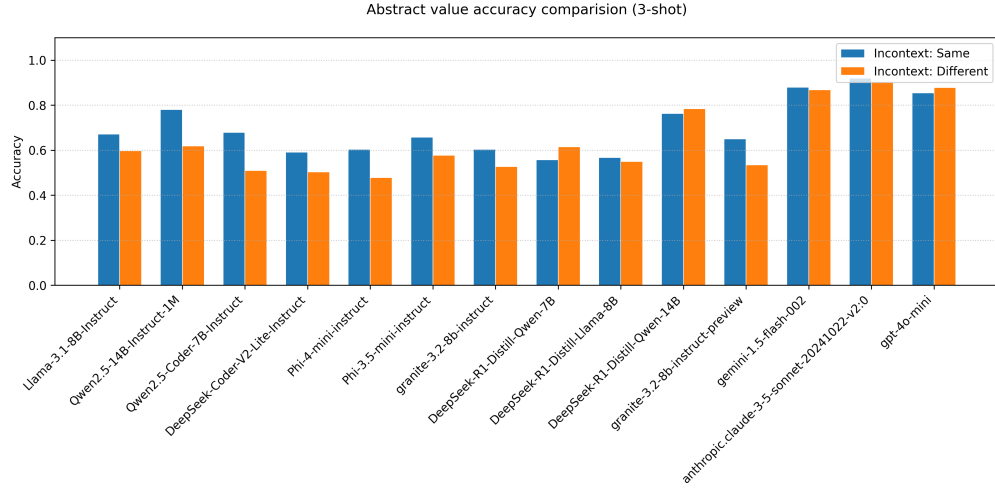


FIGURE 14. **RQ4** Models' Performance with random and same function in-context Examples.

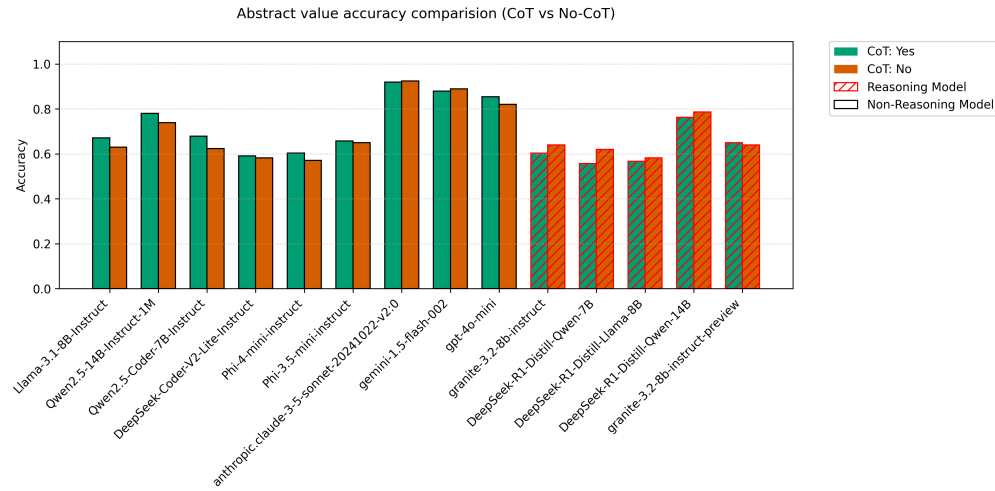


FIGURE 15. **RQ4** Models' Performance CoT vs No-CoT

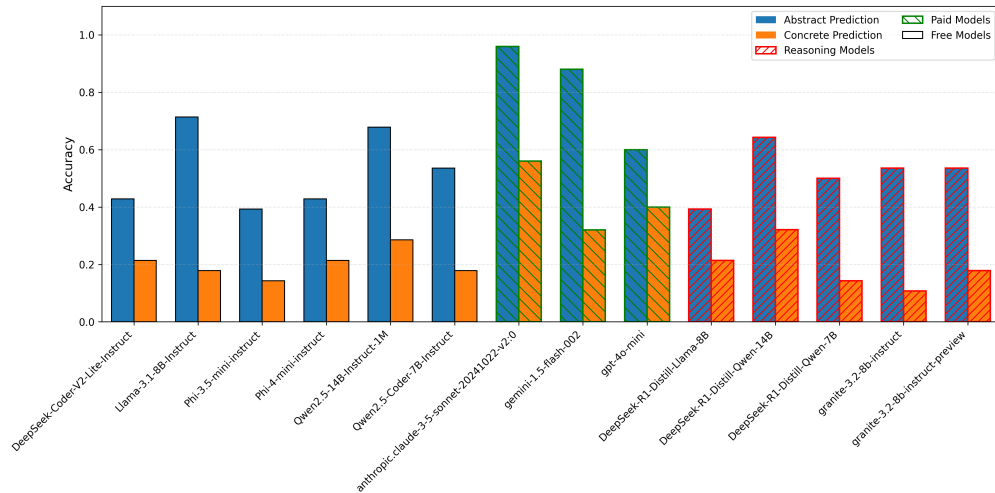


FIGURE 16. **RQ5**: Post-Loop value prediction abstract vs concrete values (3-shots)