

A Longitudinal Analysis of Experiences with Semaglutide Across Twitter User Subpopulations

Parisa Momeni, Gabriel Laverghetta, Jay Ligatti, Lingyao Li*

University of South Florida
4202 E Fowler Ave,
Tampa, FL 33620 USA
{parisamomeni,glaverghetta,ligatti,lingyaol}@usf.edu

Abstract

User experience has a significant impact on pharmaceutical drug effectiveness. Social media platforms, particularly Twitter (now known as X), have become prominent spaces where individuals share their medication-related experiences. This is especially true for widely marketed drugs like semaglutide, which has sparked substantial public discourse. Despite the volume of conversation, a comprehensive understanding of how various user subpopulations respond to and participate in these discussions remains underdeveloped. Understanding these nuanced reactions is crucial for identifying public concerns, addressing misconceptions, and informing health communication strategies. To address this, we conducted sentiment and topic modeling on 859,751 semaglutide-related tweets collected from July 2021 to April 2024 to explore how semaglutide is perceived and discussed across different user groups. We apply advanced analytical tools, including RoBERTa and BERTopic, to uncover key trends and insights from these discussions. To our knowledge, this represents the most comprehensive sentiment and topic modeling analysis of semaglutide discourse on Twitter to date. Our findings reveal significant sentiment differences across user subpopulations. For example, organizational accounts consistently express less negative sentiment (mean score -0.014) than individuals (-0.24), particularly in discussions related to drug efficacy and regulatory concerns. Temporal analysis shows a notable decrease in sentiment during the November 2022-January 2023 period, coinciding with regulatory announcements about potential adverse effects. We find that negativity is strongly associated with discussions of drug accessibility and side effects, while positivity is linked to success stories and endorsements. In addition, we observe regional and gender-based variations, with female users more likely to engage in discussions involving celebrities and politicians (19.24% vs. 14.6% for male users) and male users expressing more positive sentiment overall. Our results offer valuable implications for healthcare communication strategies and pharmacovigilance. All data used in this study were publicly available and anonymized to ensure user privacy and ethical compliance.

Originally developed as a diabetes medication, semaglutide has recently shown effectiveness in off-label use for weight-loss treatment (Mailhac et al. 2024). Semaglutide was the fourth highest drug expenditure in the United States in 2021, with \$10.8 billion spent on the drug (Tichy et al. 2022). Social media platforms, particularly Twitter (now known as X), have become key venues for the public to share experiences and express opinions about semaglutide. (Alvarez-Mon et al. 2021a). Celebrities and public figures, including Elon Musk, have shared personal weight-loss stories and endorsed the drug, further amplifying conversations around it (Han et al. 2024; Medaris and Landsverk 2022). The widespread advertising, endorsements by high-profile figures, and increased consumer interest have made semaglutide a trending topic in medications (Woodseer Global 2023). As such, social media offers a unique lens to examine how the drug is perceived and discussed, shedding light on public sentiment, misconceptions, and concerns (Alvarez-Mon et al. 2021b; Bremmer and Hendershot 2024a). Understanding public perceptions is essential, as user experiences significantly influence the evaluation of pharmaceutical drugs' effectiveness and impact (Olsen and Whalen 2009; Hua et al. 2022). Positive experiences not only enhance user satisfaction but also contribute to improved adherence and overall well-being (Rathert, Wyrwich, and Boren 2012). Mining social media data allows policymakers and pharmaceutical providers to tap into a vast repository of real-time data pertaining to user experiences (Farsi 2021). By analyzing user-generated content, researchers can uncover nuanced insights into the concerns, preferences, and challenges faced by specific subpopulations, such as those defined by gender, location, or other demographic attributes. This level of granularity provides an opportunity to identify unmet needs, tailor interventions, and ensure more equitable healthcare outcomes.

Although mining drug-related user experiences on social media has been widely explored, few studies have focused specifically on semaglutide-related discourse. Our study uniquely combines large-scale sentiment analysis and topic modeling with user subgroup analysis, offering a more granular view of public engagement with semaglutide than prior work. To our knowledge, no prior work has examined semaglutide-related discourse using this combination of sentiment analysis, topic modeling, and user subpopula-

1 Introduction

Semaglutide, also known by brand names such as Ozempic and Wegovy, has surged in popularity in recent years.

*Corresponding authors: parisamomeni@usf.edu; lingyaol@usf.edu

tion breakdown at such scale. Prior work has primarily leveraged social media to identify adverse reactions to semaglutide that were not detected during clinical trials (Bremmer and Hendershot 2024b; Zhang, Wang, and Zhou 2024). The study by Alvarez-Mon et al. (2021a) includes a manual analysis of 2,045 tweets to determine user interests, beliefs, and experiences pertaining to semaglutide and other antiobesity drugs. To our knowledge, the present paper performs the largest-scale study of semaglutide-related discussions on Twitter. To uncover patterns in how different user subpopulations experience and discuss semaglutide on Twitter, we investigate the following research questions.

- **RQ1 (Sentiment Analysis):** How does the sentiment of semaglutide-related user tweets vary over time and across different user subpopulations?
- **RQ2 (Topic Modeling):** Which topics of discussion are prevalent in semaglutide-related user tweets belonging to different user subpopulations, and how does the prevalence of each topic change over time?

The findings from this study aim to support more effective health messaging strategies and guide regulatory communication based on public sentiment patterns. To answer these questions, this study focuses on analyzing user experiences with semaglutide drugs. Using a passive crowdsourcing approach, we gather a dataset consisting of 859,751 semaglutide-related tweets that were posted between July 2021 and April 2024. We use sentiment analysis and topic modeling to explore trends in user sentiment and common topics of discussion among different user subgroups. The first question aims to explore differences in engagement patterns and sentiment expressions across user subpopulations and over time. We also examine the relationship between account type and user interests to shed light on how various user groups respond to semaglutide. The second question aims to identify the various discussion topics emphasized by distinct user subpopulations, exploring the prevalence of these topics among the subpopulations.

2 Related Work

2.1 Understanding user experiences through social media

Crowdsourcing, defined by (Howe 2006) as “the act of a company or institution taking a function once performed by employees and outsourcing it to an undefined (and generally large) network of people in the form of an open call,” has revolutionized how researchers gather and analyze public opinion (Cricelli, Grimaldi, and Vermicelli 2022). While traditional methods like polls and surveys remain valuable, crowdsourcing through social media platforms enables researchers to collect and analyze large-scale, real-time data about user experiences and perspectives (Certomà, Corsini, and Rizzi 2015).

In the healthcare domain, crowdsourcing through social media has become particularly valuable for understanding public opinions about medical treatments and pharmaceutical drugs. Researchers have successfully leveraged social media data to track health trends (Müller and Salathé 2019),

estimate disease prevalence (Signorini, Segre, and Polgreen 2011), and analyze public response to health policies. This approach has proven especially effective in capturing authentic user experiences that might not be readily available through traditional clinical studies or surveys.

Social media platforms have emerged as invaluable sources for sentiment analysis of medical treatments (Zunic, Corcoran, and Spasic 2020). These platforms provide researchers with access to diverse user populations and their real-world experiences with pharmaceutical drugs. For instance, studies have examined public attitudes toward various medications and treatments through social media discussions, offering insights into effectiveness, side effects, and overall patient satisfaction (Li et al. 2024).

After the COVID-19 pandemic, there has been increasing interest in using sentiment analysis to evaluate the attitudes, perceptions, and emotions expressed by social media users (Tsao et al. 2021; Alamoodi et al. 2021; Andhale et al. 2021). Numerous studies have focused on platforms such as Twitter, Reddit, and Facebook, as these have become prominent spaces for sharing public opinions related to COVID-19 (He et al. 2021).

2.2 Analyzing user experiences through NLP techniques

Our work makes use of sentiment analysis and topic modeling to study user experiences with semaglutide. These techniques provide valuable insights into emotional states and highlight commonly discussed ideas.

Sentiment analysis Sentiment analysis (SA), also called Opinion Mining (OM) is a branch of natural language processing (NLP) that focuses on automatically classifying people’s opinions into positive, negative, or neutral associated with data (Birjali, Kasri, and Beni-Hssane 2021). Research in this domain spans various levels of granularity, from assigning a single sentiment to an entire document or individual sentences to analyzing distinct aspects linked to specific entities (Feldman 2013), each potentially associated with different sentiments.

While existing studies have largely examined health topics at a macro level or focused on global health emergencies like COVID-19, there is a gap in understanding public sentiments about specific medical treatments such as semaglutide. Our work addresses this gap by combining SA with topic modeling to provide a nuanced view of user experiences with semaglutide. By analyzing discussions on Twitter, we aim to uncover recurring themes and emotional trends over time and across subpopulations, contributing to a deeper understanding of user perceptions.

Topic modeling Topic modeling is an area of machine learning that seeks to discover the key themes present in a corpus of documents (Churchill and Singh 2022). Topic models can summarize large datasets by capturing the topics (i.e., the ideas) that appear most commonly in the text. Studying these topics may reveal relationships among the common ideas in the dataset. These relationships may be temporal in nature. For example, social media users might

discuss traffic patterns after initially posting about a particular locale. Some topic models, such as TM-LDA (Wang, Agichtein, and Benzi 2012), focus on analyzing these topic transitions.

Numerous works have employed topic models to study health-related discussions on social media. For example, (Asghari, Sierra-Sosa, and Elmaghraby 2018) identified trending topics pertaining to healthcare on Twitter. Topic analysis has provided insights into news reports surrounding COVID-19 (Liu et al. 2020) and public opinion regarding blood donation (Ramondt, Kerkhof, and Merz 2022). In (Paul and Dredze 2014), a topic model is trained to characterize the health topics that are commonly discussed on social media platforms. This paper also indirectly estimates the prevalence of influenza and allergies over time by observing the number of mentions of each topic during different time periods. In addition, prior work has analyzed semaglutide-related discussions on Reddit via topic modeling (Fong et al. 2024; Javaid et al. 2024; Somani et al. 2024). To our knowledge, our work is the first to apply topic modeling to discussions of semaglutide on Twitter.

3 Data and Methods

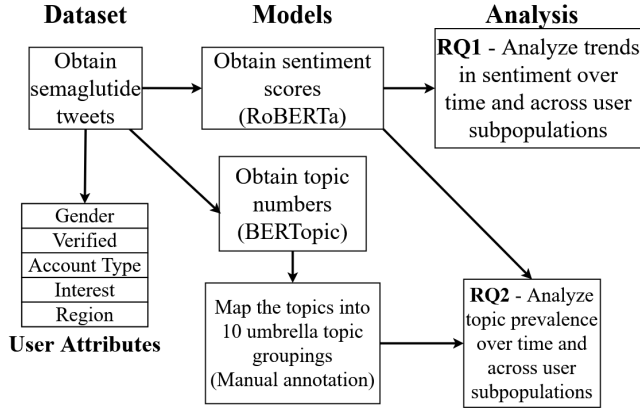


Figure 1: Overview of our research framework.

Figure 1 provides an overview of our research design. We obtain semaglutide-related tweets from our dataset and perform sentiment analysis and topic modeling on these tweets. We analyze the results to identify trends in sentiment and in topic prevalence over time and across user subpopulations. These results allow us to address our two research questions.

3.1 Data preparation and user groups

We use Brandwatch, a social media analytics platform, to collect data from Twitter. Brandwatch offers a representative sample of Twitter’s entire dataset. Our data collection targets tweets posted between July 1, 2021—when the FDA approved semaglutide for chronic weight management (Amaro, Sugimoto, and Wharton 2022)—and April 30, 2024. This nearly three-year timeframe enabled our longitudinal discourse analysis surrounding semaglutide within user communities.

Attribute	Subpopulation	Number of Tweets
Gender	Male	202042
	Female	170997
	Unknown	446847
Verified	True	78649
	False	733361
Account Type	Individual	816227
	Organizational	43524
Interest	Business	48188
	Technology	24607
	Beauty	61524
	Science	26868
	Shopping	3538
Region	Midwest	33974
	Northeast	72505
	Southeast	49403
	Southwest	30024
	West	52790

Table 1: Summary of the user subpopulations, along with the number of tweets originating from each subpopulation

To collect the data, we use several key search terms, including “semaglutide” and its branded names “Ozempic,” “Wegovy,” and “Rybelsus.” We chose these search terms to ensure comprehensive coverage of discussions related to semaglutide and its marketed variants. To maintain consistency, we limit the dataset to English-language tweets containing these terms. The final dataset consists of 859,751 tweets, including original tweets, replies, retweets, and quotes, spanning from July 2021 to April 2024.

To analyze specific user subpopulations, we divide the dataset based on user attributes. The attributes we study are gender, region, user interests, account type, and verification status. We chose these attributes for their relevance in capturing diverse user perspectives and behaviors. For example, gender and region can reveal variations in healthcare access and cultural attitudes (Brabete et al. 2022; Furman 2003). Account type and verification status help differentiate individual users from organizations. These dimensions enable a nuanced understanding of user concerns, such as accessibility, side effects, and insurance coverage, guiding targeted strategies for improving semaglutide adoption and addressing subgroup-specific needs.

Table 1 summarizes the user subpopulations and lists the number of tweets belonging to each subpopulation. Note that some of the attributes were not specified for some of the tweets. For example, the Gender column was not specified for 39,865 tweets.

3.2 RoBERTa sentiment analysis

To analyze the sentiment of tweets in our dataset, we utilize the RoBERTa model, specifically the “cardiffnlp/twitter-roberta-base-sentiment-latest” variant, which is pre-trained on Twitter data and optimized for sentiment analysis (Loureiro et al. 2022). RoBERTa is widely recognized for its state-of-the-art performance in sentiment classification tasks across diverse domains, particularly in handling

short-form text like tweets (Liao et al. 2021).

We apply the RoBERTa model to each tweet’s snippet, obtaining a set of values representing the likelihood of the tweet being negative, neutral, or positive. We assign each tweet a sentiment label based on the highest obtained probability: 1 for positive, 0 for neutral, and -1 for negative. We augment our original Twitter dataset by adding the sentiment label for each tweet.

After assigning sentiment labels, we group each tweet by its respective author. We then calculate the average sentiment score for each individual user. This aggregation allows us to analyze the aggregated averages of user-level sentiments across our metric groups. Finally, to explore variations in sentiment over time, we divide the sentiment results for all metric groups into bimonthly temporal periods.

Sentiment analysis of semaglutide-related tweets across user subpopulations To better understand sentiment variation among user subpopulations, we analyze the Account Type feature, categorizing users as individuals or organizations. This multi-step analysis aims to uncover differences in sentiment expression between these two groups.

First, we calculate the total popularity for each interest category by aggregating tweet counts across multiple temporal periods. This provides a comprehensive measure of interest popularity and allows us to identify the 21 most prominent categories, ranked by tweet frequency. Figure 2 highlights the most frequently discussed topics, offering insights into user engagement.

We then aggregate sentiment scores for each interest category based on account type, enabling us to analyze sentiment trends across areas of discussion. For all 21 categories, we calculate and compared the mean sentiment scores between individual and organizational accounts, highlighting key differences in sentiment expression. These results are displayed in Figure 4.

3.3 BERTopic modeling

After performing sentiment analysis, we use the BERTopic model (Grootendorst 2022) to discover the commonly discussed topics in the dataset. We divide the dataset into tweets with a positive RoBERTa sentiment label and tweets with a negative sentiment label; tweets with neutral sentiment are ignored. Prior to running BERTopic, we used the Elbow Method to determine the initial number of topics. We found that the optimal number of clusters for both the positive and negative datasets was 100. To create the positive and negative document corpora from our datasets, we first clean the text of each tweet. This cleaning process involved steps such as removing emojis, normalizing whitespace, and converting all text to lowercase. Cleaning the text is an important step due to the unstructured nature of social media posts (Ma et al. 2024). We also remove duplicate tweets from our datasets. The positive and negative document corpora are lists consisting of each of the positive and negative cleaned tweets, respectively. We then run the BERTopic model on our document corpora.

BERTopic outputs a topic representation and a document representation. For each topic, the topic representation

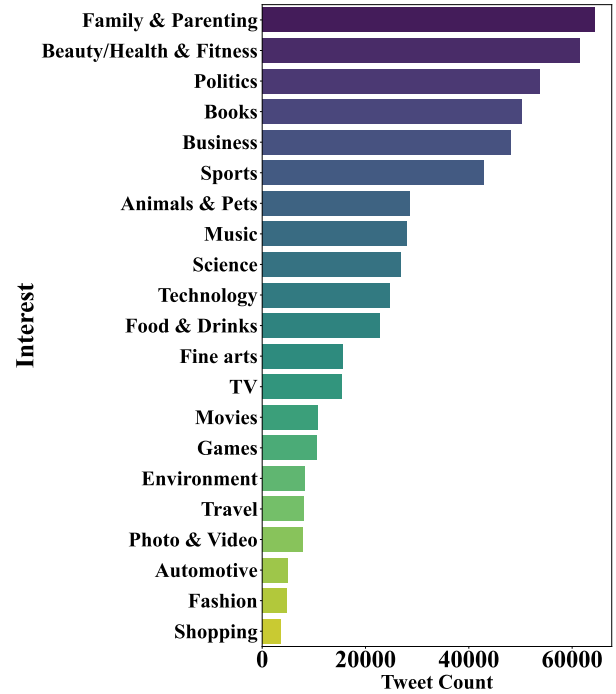


Figure 2: Number of tweets per user interest.

lists its representative keywords, representative documents, and document count. For example, the most common positive topic is represented by the following list of keywords: ['ozempic', 'ozempicing', 'santos', 'wizard', 'omg', 'oh', 'the', 'baby', 'win', 'back']. This topic is associated with 1530 tweets, and the following document is representative of the topic: 'ozempic o i like'. The BERTopic document representation maps each document in the corpus to its topic number.

After reviewing the 100 positive and 100 negative topics produced by BERTopic, we found that many of the topics shared similar themes and ideas. We manually annotate the 200 topics into 10 umbrella topic groupings. These topic groupings consist of all the topics that share a common theme. For instance, umbrella topic 0 consists of all the topics that pertain to weight loss. We perform the manual annotation by reviewing the representative keywords. The third most common positive topic, for example, is represented by the following list of keywords: ['semaglutide', 'semaglutides', 'weightloss', 'diet', 'appetite', 'medication', 'eat', 'treatment', 'craving', 'fda']. These keywords are associated with themes of weight loss, so we map this topic to umbrella topic 0 (weight loss). As another example, consider the sixth most common negative topic, which is represented by these keywords: ['nausea', 'diarrhea', 'vomiting', 'nauseous', 'constipation', 'vomit', 'nauseate', 'constipate', 'diarrhoea', 'stomach'].

This topic pertains to adverse reactions experienced after taking semaglutide; thus, we map it to umbrella topic 8 (acute harm/adverse drug reactions). Table 2 shows the 10 umbrella topics, examples of their representative keywords, and the number of tweets associated with each topic.

Each tweet is mapped to one of the original 200 topics in the document representation, and each of the 200 original topics is mapped to one of the 10 umbrella topics by our manual annotation. We can therefore map each tweet to its umbrella topic. We augment our original dataset with the umbrella topic number of each tweet. With the umbrella topic numbers added to our dataset, we group the data by user attributes to discover the prevalence of each umbrella topic among user subpopulations. Our topic modeling results are presented in Section 4.2.

4 Results

4.1 RQ1 (Sentiment across user subpopulation)

Addressing RQ1, we find that the overall sentiment towards semaglutide during the study period (July 2021 to April 2024) was slightly negative, with a mean sentiment score of -0.24 across all tweets. For all subpopulations, a general decline in sentiment occurred over time. We observe numerous variations in sentiment across the subpopulations. These results are discussed in the following subsections.

Temporal shifts in sentiment Based on Figure 3, the temporal progression of sentiment shows can be divided into four phases: initial positive sentiment across categories (2021-mid 2022); universal decline (November 2022-January 2023); variable recovery rates through 2023; and eventual stabilization at slightly negative levels by early 2024. Throughout the entire timeframe, organizational accounts and verified users had consistently higher sentiment scores than individual accounts and unverified users.

The analysis of emotional fluctuations across interest categories reveals distinct patterns in sentiment expression regarding semaglutide discussions. Three notable periods of universal decline were observed: the largest from November 2022-January 2023, the second from September-November 2023, and the final from January-March 2024. Such trends often warrant further investigation into external contextual factors, such as significant news events, economic changes, or global occurrences that may have contributed to the observed decline. Business-related conversations exhibit moderate sentiment scores (-0.3 to 0.2), reflecting the professional nature of corporate communications. In contrast, the Family & Parenting and Beauty/Health & Fitness categories exhibited more pronounced sentiment volatility, with higher positive peaks (0.3) and deeper negative troughs (-0.4), particularly from March 2022 to January 2023. Politics-oriented discussions showed similar volatility, while the Books category maintained the most stable sentiment pattern. These patterns highlight how different communities process health-related information through their respective contextual frameworks, with personal health and family-oriented discussions demonstrating the highest emotional investment in semaglutide-related discourse.

Sentiment patterns across subpopulations Male users expressed less negative sentiment toward semaglutide than female users, with a mean sentiment score of -0.16 compared to -0.25 for female users. This difference may be caused by the increased media attention surrounding celebrities endorsing the drug, which is more prominently featured in female-driven narratives about weight loss and beauty.

Figure 2 shows the number of tweets belonging to each of the interest subpopulations, and Figure 4 shows the sentiment scores for individual and organizational accounts for each interest. These results uncover notable differences in user engagement and sentiment. The interest with the highest volume of discussion was Family & Parenting, which garnered 64,440 tweets and a mean sentiment score of -0.2383, indicating a slightly negative outlook. Beauty/Health & Fitness followed closely with 61,524 tweets, exhibiting a similarly mild negative sentiment at -0.1002. The topic of Politics stood out as a highly discussed subject, with 53,751 tweets and a more pronounced negative sentiment of -0.2691. Discussions around Books, with 50,167 tweets, were also negative, reflected in a mean sentiment score of -0.2268. Finally, Business generated 48,188 tweets, but with the least negative sentiment score of -0.0953 among the top interests. These results suggest that user sentiment varies widely across different areas of interest, with health-related topics—particularly those involving semaglutide—eliciting more concern and negativity. In contrast, Business topics appear to be less influenced by personal or emotional factors, likely reflecting a more neutral or corporate-driven discourse. These patterns emphasize the varying levels of concern that users express about different aspects of their lives, from personal health challenges to broader political and business discussions.

Verified users, typically public figures or organizations with confirmed identities, had a mean sentiment score of -0.174, reflecting a less negative stance toward semaglutide. Non-verified users, often anonymous individuals, were more negative, with a mean score of -0.283, likely due to the freedom anonymity provides to express concerns without accountability. This contrast highlights how identity and accountability influence sentiment expression online. In addition, the mean sentiment score for organizational accounts was significantly higher (-0.014) than the mean sentiment of individual users (-0.24), suggesting that organizations tend to frame their discussions about semaglutide less negatively, probably due to their association with pharmaceutical marketing and endorsements. The increased negativity of individual users may be caused by their concerns related to side effects and the affordability of semaglutide.

Regional variations in sentiment toward semaglutide were evident from the analysis. Users in the Southeast United States expressed the most negative sentiment, with a mean score of -0.287, reflecting concerns potentially linked to accessibility and affordability. Similarly, the Midwest (-0.282) and Southwest (-0.283) regions also exhibited relatively negative sentiments. In contrast, users in the Northeast (-0.245) and West (-0.252) regions expressed less negative sentiments, suggesting a comparatively favorable perception of the drug. These variations may be shaped by regional dif-

Topic Number	Topic Name	Number of Tweets	Example Representative Keywords
T0	Weight/fat loss	35800	exercise, workout, eat, diet, appetite, skinny, thin, fat, obesity, craving
T1	Celebrities/politicians	23562	nikkifried, erikajayne, oliviawilde, rihanna, tuckercarlson, oprah, elonmusk, trump
T2	Obtaining the drug	15940	prescription, medication, walgreens, walmart, coupon, insurance, insurer, coverage, supply, ordered, purchase, sale, appointment, affordable, price, shot, injection
T3	Drug indicators	12397	diabetes, inflammation, treatment
T4	Drug authorities	17634	pharma, novo, nordisk, doctor, physician, fda, goldman, economy, gdp, market
T5	General and profane negativity	5677	[swear words]
T6	Death	1183	suicide, autopsy, death, overdose
T7	Chronic harm	2224	addiction, cancer, tumor, alopecia, hair, hairline, dialysis
T8	Acute harm/adverse drug reactions	6948	nausea, diarrhea, constipation, pain, effect
T9	Other	19230	[anything that does not fit in with the other topics]

Table 2: Number, name, and example representative keywords for each of the ten topics

ferences in healthcare access, drug availability, and media narratives, all of which play a role in influencing public sentiment.

As shown in Figure 4, the sentiment differences between individual and organizational perspectives vary across different interests. For most categories, the sentiment towards individual interests is more negative than towards organizational interests, with the absolute differences indicating a notable variation in sentiment between the two perspectives. For instance, in the category of Travel, the individual sentiment is much more negative (-0.213), while the organizational sentiment is positive (0.104), yielding a significant absolute difference of 0.317. Other areas such as Food & Drinks, Environment, and Movies also demonstrate a similar trend, where individual sentiment is more negative compared to the more neutral or positive sentiment of organizations. Notably, the sentiment difference in the category of Games is minimal, with a small absolute difference of 0.005, reflecting nearly equal sentiment between individuals and organizations. In contrast, categories such as Beauty/Health & Fitness and Technology have smaller absolute differences, highlighting relatively close sentiment responses across individual and organizational perspectives.

4.2 RQ2 (Topic results across user subpopulation)

A total of 140,595 of the 859,751 tweets were successfully assigned an umbrella topic number. Not all tweets in the dataset were assigned an umbrella topic because we did not consider duplicate tweets or tweets with neutral sentiment during the topic modeling.

Figure 5 shows the prevalence of each topic within each user subpopulation. The bars and left axes measure the total number of tweets belonging to each subpopulation that pertain to each topic. The lines and right axes measure the percentage of tweets within each subpopulation that are as-

sociated with each of the ten topics. This figure highlights the variations in each topic’s prevalence across user subpopulations. In addition, Figure 6 shows the number of tweets pertaining to each topic posted during each bimonthly period from July 2021 to April 2024. This figure tracks the prevalence of each topic over time.

Topic prevalence across subpopulations Addressing RQ2, our results demonstrate that there are many noteworthy variations in the most prevalent topics of discussion across user subpopulations. The most common topic among almost all subpopulations was T0 (Weight loss). However, the popularity of the other topics was less consistent across the subpopulations.

T1 (Celebrities/politicians) was noticeably more popular among female users compared to male users, comprising 19.24% of tweets from female users and 14.6% of tweets from male users. Although there were more overall tweets posted by male users, female users posted more tweets pertaining to T1. In addition, 14.38% of male user tweets pertained to T4 (Drug authorities), compared to 9.86% of tweets from female users.

Verified users were less likely to post profane tweets, with T5 (General and profane negativity) comprising 2.8% of their tweets, compared to 4.2% of tweets from unverified users. However, verified users were about twice as likely to post about T6 (Death) than unverified users. They were also more likely to post tweets pertaining to T4 (Drug authorities); 20.5% of verified user tweets belonged to T4, compared to 11.6% from unverified users.

Examining the most prevalent topics among individual accounts and organizational accounts, the most striking difference is the very low number of profane tweets within the organizational account subpopulation. T5 comprised just 0.8% of organizational tweets, compared to 4.3% of ac-

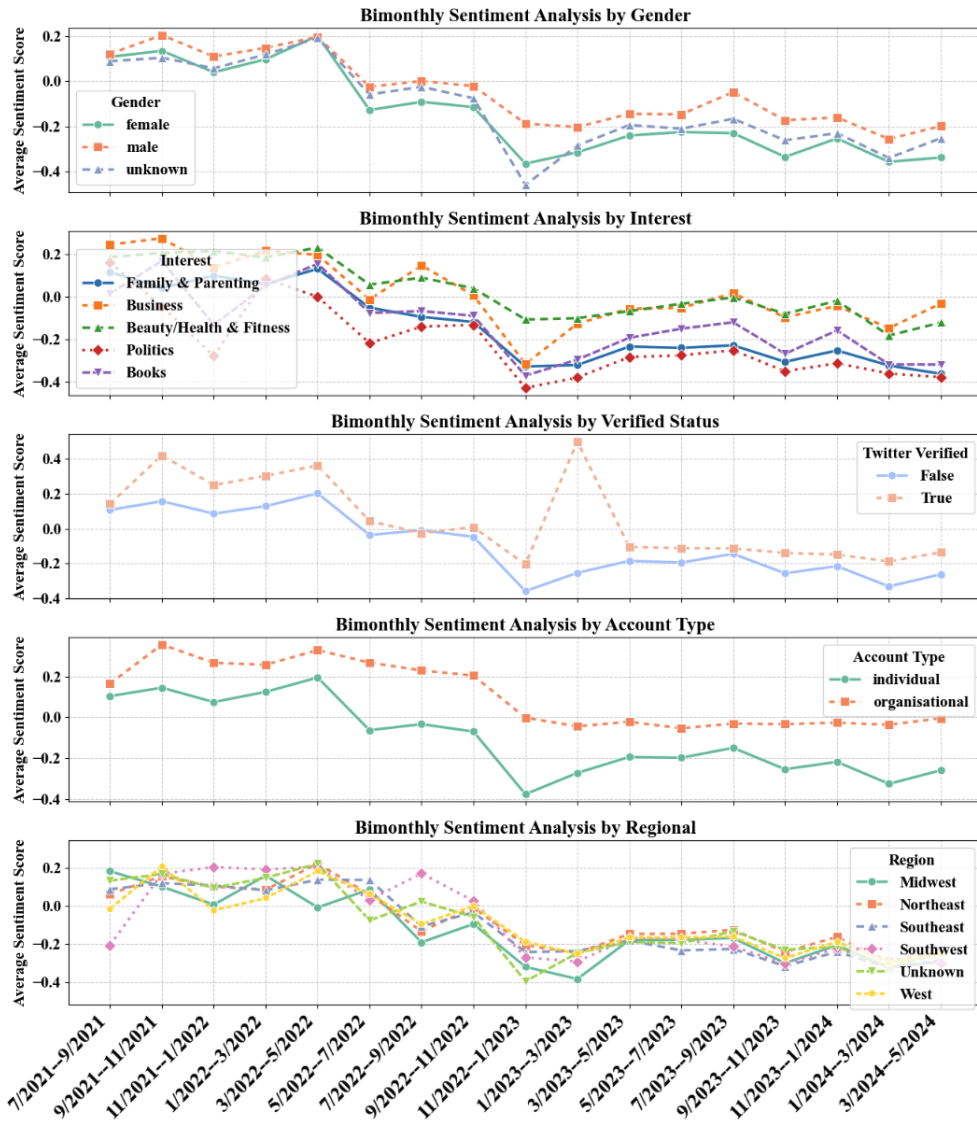


Figure 3: Time-series plots showing bimonthly sentiment analysis categorized by gender, interest, verified status, account type, and region.

counts from individual users. As companies and organizations would likely not want to damage their reputation by posting profane content, this result is in line with our expectations. On the other hand, organizations were about three times more likely than individuals to post tweets pertaining to T6 (Death). This is perhaps due to medical organizations posting warnings about semaglutide. T4 was far more common among organizational accounts, with 26.4% of organizational tweets belonging to T4 compared to 11.3% from individual users.

Dividing the users by interest reveals several differences in topics of discussion. Notably, the subpopulation consisting of users interested in Business was the only subpopulation in which T0 was not the most prevalent topic. T4 was the most common topic among users interested in Business.

Users belonging to the Business subpopulation appear to be more interested in the economic impact of semaglutide, as opposed to its usage in weight loss treatment. As we expected, T0 was by far the most popular topic among users interested in Beauty/Health & Fitness.

Lastly, the prevalence of each topic was mostly consistent across different geographic regions. However, there were some variations; for example, T4 was noticeably more popular in the Northeast compared to other regions.

Topic prevalence over time Based on Figure 6, we can observe several trends in the prevalence of each topic over time. All topics rose in popularity from July 2021 to April 2024. This result is consistent with the general increase in popularity of semaglutide.

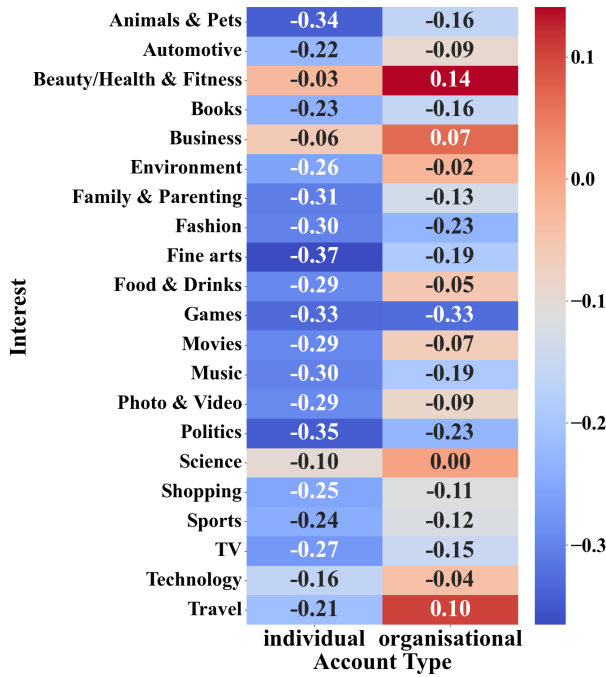


Figure 4: Heatmap visualizing the mean sentiment scores for each combination of account type and user interest.

Starting in July 2023 - September 2023, there is a noticeable uptick in the number of tweets pertaining to T6 (Death) and T8 (Acute harm/adverse drug reactions). Many of the other topics, T0 in particular, declined in prevalence during this bimonthly period. The surge in the popularity of T6 may have been caused by a statement released by the European Medicines Agency on July 11, 2023, which acknowledged “about 150 reports of possible cases of self-injury and suicidal thoughts” from “people using liraglutide and semaglutide medicines” (European Medicines Agency 2023). This result highlights the volatile nature of social media discourse. News and stories can spread rapidly, leading to surges in topics of discussion.

5 Discussion

5.1 Key findings and implications

The primary takeaway from our results is that, although semaglutide has generated considerable attention, its reception from individual Twitter users is generally negative. This negativity suggests an overall public skepticism regarding the drug’s efficacy, accessibility, and potential side effects, which are consistently highlighted in user discussions. Such negative sentiment is particularly notable in comparison to the positive or neutral sentiment often found in organizational discourse.

The temporal analysis demonstrates a general decrease in sentiment over time. In addition, we observe a notable shift in sentiment during late 2022, when regulatory announcements related to adverse effects and safety warnings surfaced. This period sees a sharp increase in negative senti-

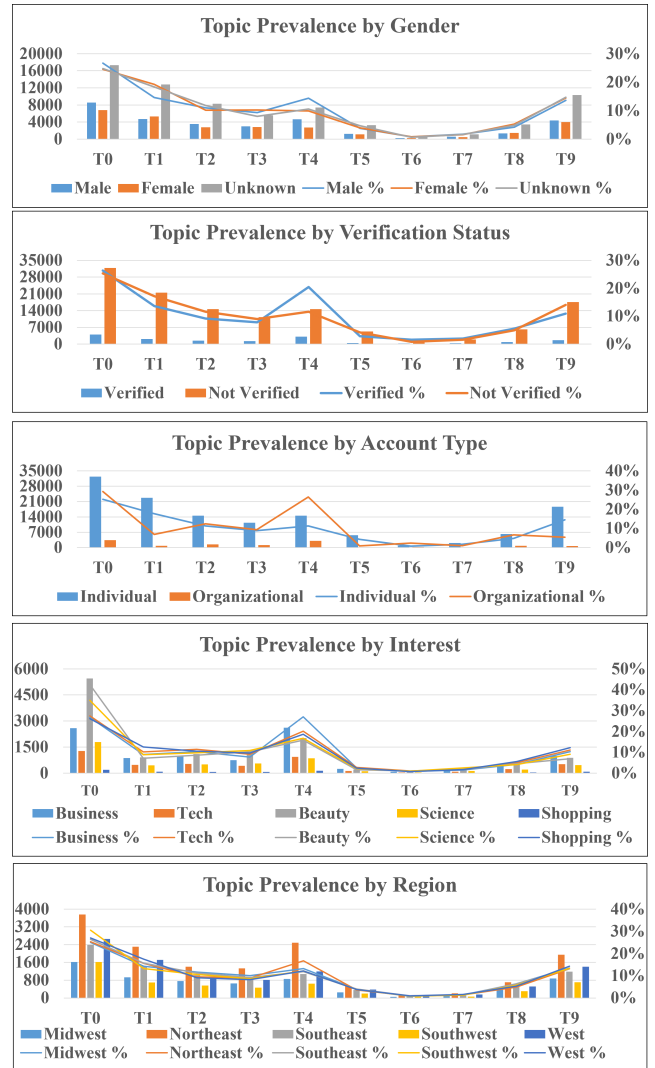


Figure 5: Prevalence of each topic within each user subpopulation. The bars and left axes measure the number of tweets pertaining to each topic, and the lines and right axes measure the percentage of each subpopulation’s tweets that pertain to each topic.

ment, which aligns with concerns raised about the drug’s safety. In a similar manner, death-related discussions spiked following the European Medicines Agency’s report on suicides on July 11, 2023 (European Medicines Agency 2023). These finding underscore the impact that regulatory decisions and public health announcements can have on shaping public perceptions, particularly when safety and efficacy concerns are at the forefront of the discussion.

In addition, we observe numerous variations in sentiment and topics across user subpopulations. The most positive user subpopulation consisted of users interested in Beauty/Health & Fitness; this subpopulation also has the highest prevalence of T0 (Weight loss). Male users are slightly more positive than female users, though they appear less interested in T1 (Celebrities/politicians). On the whole, ver-

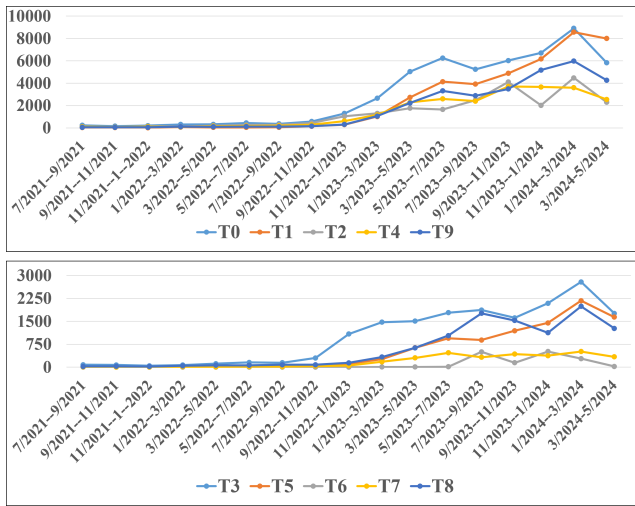


Figure 6: The number of tweets pertaining to each topic, during each bimonthly period from Jul 2021 - Jan 2024. The top graph shows the prevalence of the five most popular topics, and the bottom graph shows the prevalence of the five least popular topics.

ified users and organizations are more positive than their counterparts. Additionally, T4 (Drug authorities) is more prevalent among verified users and organizations, while T1 (Celebrities/politicians) and T5 (General and profane negativity) are more prevalent among unverified users. These differences suggest that verified users—often public figures or organizations—tend to use a more conservative tone. On the other hand, unverified users—often private individuals—tend to emphasize personal concerns, particularly regarding side effects and affordability. This difference highlights how the identity and motivations of the speaker can influence sentiment expression, with verified accounts potentially downplaying issues for commercial or reputational reasons, while individual users are more candid about their negative experiences.

Lastly, we observe variations in sentiment and topic prevalence across geographic regions. For instance, users in the Southeast United States express more negative sentiment, which could be linked to regional differences in healthcare access, affordability, and local media narratives. In contrast, users from the Northeast and West showed comparatively more favorable views. These geographical differences suggest that localized barriers to access and affordability could impact the public sentiment, which has important implications for regional healthcare communication strategies. Tailoring communication to address specific regional concerns could enhance the effectiveness of public health messaging related to semaglutide.

Our findings have several practical implications for stakeholders, particularly healthcare providers and pharmaceutical companies. Overall, our results underscore the need for transparent communication strategies. These strategies should prioritize addressing concerns raised by users, including issues related to accessibility, side effects, and the

drug’s overall safety. Clear communication can help bridge the gap between public perception and medical realities, while fostering trust and informed decision-making.

For pharmaceutical companies, transparency in messaging about the use and effects of semaglutide is critical. Our observations highlight a gap in sentiment between individual and organizational accounts. One potential contributing factor is the societal emphasis on beauty and weight loss, which has been probably amplified advertising and endorsements from influential figures (Medaris and Landsverk 2022). This phenomenon often skews public perception and drives expectations. Given that regulatory announcements and safety warnings significantly shape public sentiment (European Medicines Agency 2023), pharmaceutical companies should adopt proactive approaches to build credibility. This includes consistent and timely communication that addresses misconceptions and reinforces the drug’s benefits and limitations.

Healthcare providers also play a crucial role in guiding users. In particular, healthcare providers should focus on educating patients about the drug’s potential risks and benefits, offering reassurance while addressing concerns such as side effects and accessibility challenges. Their transparent communication can also alleviate public skepticism and empower patients to make decisions that align with their health goals.

5.2 Future work

There are several opportunities for future research. First, we could benefit from a deeper investigation into the specific side effects that contribute to negative sentiment. Our study highlights that concerns about side effects, such as gastrointestinal issues or cardiovascular effects, are central to public attitudes, yet a more granular analysis of these side effects could provide further insights. For example, we could conduct a more comprehensive understanding of how these concerns evolve over time. Temporal analyses could track how sentiment surrounding specific side effects fluctuates with new regulatory updates or public health advisories, allowing for real-time adjustments to communication strategies. Additionally, integrating clinical data with public sentiment could offer a more nuanced understanding of the relationship between user-reported experiences and medically confirmed side effects, enhancing the overall accuracy and depth of sentiment analysis. Future work might also investigate the extent to which the relatively high sentiment scores of verified users and organizations are influenced by deals made with semaglutide companies. Extending our analysis to other products may reveal discrepancies in organizational and verified user sentiment.

Another avenue for future work could involve data fusion from multiple social media platforms. Platforms like Twitter are more likely to feature posts from younger, more educated individuals, as they tend to be more familiar with social media and online platforms (Mellon and Prosser 2017; Wang et al. 2019). To address this limitation, future work could integrate data from diverse platforms, such as Reddit, YouTube, and TikTok. Moreover, leveraging multimodal large language models that process both textual and visual

content could enhance the analysis by offering a more comprehensive understanding of user sentiment and experience across different forms of media. This approach could provide a richer, more holistic view of how users engage with and discuss the use of semaglutide on social media.

6 Conclusions

Public interest in semaglutide has greatly increased in recent years. This paper has explored Twitter users' experience with semaglutide via an analysis of 859,751 tweets posted between July 2021 and April 2024. We observed a general decrease in sentiment across most user subpopulations over time, with a particularly noteworthy decrease occurring in November 2022. Our research highlights the complex dynamics of user experiences with semaglutide, driven by a combination of user demographics, regional factors, and external events such as regulatory announcements. The practical implications of these findings are crucial for healthcare communicators and pharmaceutical companies seeking to engage with the public in a more informed, responsive, and regionally targeted manner. Future research should focus on further unraveling the role of side effects in shaping public opinion and exploring how sentiment changes in response to evolving health-related information.

References

- Alamoodi, A. H.; Zaidan, B. B.; Zaidan, A. A.; Albahri, O. S.; Mohammed, K. I.; Malik, R. Q.; Almahdi, E. M.; Chyad, M. A.; Tareq, Z.; Albahri, A. S.; et al. 2021. Sentiment analysis and its applications in fighting COVID-19 and infectious diseases: A systematic review. *Expert systems with applications*, 167: 114155.
- Alvarez-Mon, M. A.; Llaveró-Valero, M.; Asunsolo del Barco, A.; Zaragozá, C.; Ortega, M. A.; Lahera, G.; Quintero, J.; and Alvarez-Mon, M. 2021a. Areas of Interest and Attitudes Toward Antiobesity Drugs: Thematic and Quantitative Analysis Using Twitter. *J Med Internet Res*, 23(10): e24336.
- Alvarez-Mon, M. A.; Llaveró-Valero, M.; Asunsolo del Barco, A.; Zaragozá, C.; Ortega, M. A.; Lahera, G.; Quintero, J.; and Alvarez-Mon, M. 2021b. Areas of interest and attitudes toward antiobesity drugs: thematic and quantitative analysis using twitter. *Journal of Medical Internet Research*, 23(10): e24336.
- Amaro, A.; Sugimoto, D.; and Wharton, S. 2022. Efficacy and safety of semaglutide for weight management: evidence from the STEP program. *Postgraduate Medicine*, 134(sup1): 5–17.
- Andhale, S.; Mane, P.; Vaingankar, M.; Karia, D.; and Talele, K. 2021. Twitter sentiment analysis for COVID-19. In *2021 International Conference on Communication information and Computing Technology (ICCICT)*, 1–12. IEEE.
- Asghari, M.; Sierra-Sosa, D.; and Elmaghraby, A. 2018. Trends on Health in Social Media: Analysis using Twitter Topic Modeling. In *2018 IEEE International Symposium on Signal Processing and Information Technology (ISSPIT)*, 558–563.
- Birjali, M.; Kasri, M.; and Beni-Hssane, A. 2021. A comprehensive survey on sentiment analysis: Approaches, challenges and trends. *Knowledge-Based Systems*, 226: 107134.
- Brabete, A. C.; Greaves, L.; Maximos, M.; Huber, E.; Li, A.; and Lê, M.-L. 2022. A sex-and gender-based analysis of adverse drug reactions: a scoping review of pharmacovigilance databases. *Pharmaceuticals*, 15(3): 298.
- Bremmer, M. P.; and Hendershot, C. S. 2024a. Social media as pharmacovigilance: The potential for patient reports to inform clinical research on glucagon-like peptide 1 (GLP-1) receptor agonists for substance use disorders. *Journal of Studies on Alcohol and Drugs*, 85(1): 5–10.
- Bremmer, M. P.; and Hendershot, C. S. 2024b. Social Media as Pharmacovigilance: The Potential for Patient Reports to Inform Clinical Research on Glucagon-Like Peptide 1 (GLP-1) Receptor Agonists for Substance Use Disorders. *Journal of Studies on Alcohol and Drugs*, 85(1): 5–10. PMID: 37917019.
- Certomà, C.; Corsini, F.; and Rizzi, F. 2015. Crowdsourcing urban sustainability. Data, people and technologies in participatory governance. *Futures*, 74: 93–106.
- Churchill, R.; and Singh, L. 2022. The Evolution of Topic Modeling. *ACM Comput. Surv.*, 54(10s).
- Cricelli, L.; Grimaldi, M.; and Vermicelli, S. 2022. Crowdsourcing and open innovation: a systematic literature review, an integrated framework and a research agenda. *Review of Managerial Science*, 16(5): 1269–1310.
- European Medicines Agency. 2023. EMA statement on ongoing review of GLP-1 receptor agonists. <https://www.ema.europa.eu/en/news/ema-statement-ongoing-review-glp-1-receptor-agonists>. Accessed: 2025-01-03.
- Farsi, D. 2021. Social Media and Health Care, Part I: Literature Review of Social Media Use by Health Care Providers. *J Med Internet Res*, 23(4): e23205.
- Feldman, R. 2013. Techniques and applications for sentiment analysis. *Communications of the ACM*, 56(4): 82–89.
- Fong, S.; Carollo, A.; Lazuras, L.; Corazza, O.; and Esposito, G. 2024. Ozempic (Glucagon-like peptide 1 receptor agonist) in social media posts: Unveiling user perspectives through Reddit topic modeling. *Emerging Trends in Drugs, Addictions, and Health*, 4: 100157.
- Furman, J. L. 2003. Location and organizing strategy: Exploring the influence of location on the organization of pharmaceutical research. In *Geography and strategy*, volume 20, 49–87. Emerald Group Publishing Limited.
- Grootendorst, M. 2022. BERTopic: Neural topic modeling with a class-based TF-IDF procedure. *arXiv preprint arXiv:2203.05794*.
- Han, S. H.; Safeek, R.; Ockerman, K.; Trieu, N.; Mars, P.; Klenke, A.; Furnas, H.; and Sorice-Virk, S. 2024. Public interest in the off-label use of glucagon-like peptide 1 agonists (Ozempic) for cosmetic weight loss: a Google Trends analysis. *Aesthetic Surgery Journal*, 44(1): 60–67.
- He, L.; He, C.; Reynolds, T. L.; Bai, Q.; Huang, Y.; Li, C.; Zheng, K.; and Chen, Y. 2021. Why do people oppose mask

- wearing? A comprehensive analysis of US tweets during the COVID-19 pandemic. *Journal of the American Medical Informatics Association*, 28(7): 1564–1573.
- Howe, J. 2006. The Rise of Crowdsourcing. *Wired*, 14.
- Hua, Y.; Jiang, H.; Lin, S.; Yang, J.; Plasek, J. M.; Bates, D. W.; and Zhou, L. 2022. Using Twitter data to understand public perceptions of approved versus off-label use for COVID-19-related medications. *Journal of the American Medical Informatics Association*, 29(10): 1668–1678.
- Javaid, A.; Baviriseaty, S.; Javaid, R.; Zirikly, A.; Kukreja, H.; Kim, C. H.; Blaha, M. J.; Blumenthal, R. S.; Martin, S. S.; and Marvel, F. A. 2024. Trends in Glucagon-Like Peptide-1 Receptor Agonist Social Media Posts Using Artificial Intelligence. *JACC: Advances*, 3(9_Part_2): 101182.
- Li, L.; Hu, S.; Shaw, A.; and Hemphill, L. 2024. Crowdsourcing public attitudes toward local services through the lens of Google Maps reviews: An urban density-based perspective. arXiv:2404.13156.
- Liao, W.; Zeng, B.; Yin, X.; and Wei, P. 2021. An improved aspect-category sentiment analysis model for text sentiment analysis based on RoBERTa. *Applied Intelligence*, 51: 3522–3533.
- Liu, Q.; Zheng, Z.; Zheng, J.; Chen, Q.; Liu, G.; Chen, S.; Chu, B.; Zhu, H.; Akinwunmi, B.; Huang, J.; et al. 2020. Health communication through news media during the early stage of the COVID-19 outbreak in China: digital topic modeling approach. *Journal of medical Internet research*, 22(4): e19118.
- Loureiro, D.; Barbieri, F.; Neves, L.; Espinosa Anke, L.; and Camacho-collados, J. 2022. TimeLMs: Diachronic Language Models from Twitter. In *Proceedings of the 60th Annual Meeting of the Association for Computational Linguistics: System Demonstrations*, 251–260. Dublin, Ireland: Association for Computational Linguistics.
- Ma, Z.; Li, L.; Mao, Y.; Wang, Y.; Patsy, O. G.; Bensi, M. T.; Hemphill, L.; and Baecher, G. B. 2024. Surveying the Use of Social Media Data and Natural Language Processing Techniques to Investigate Natural Disasters. *Natural Hazards Review*, 25(4): 03124003.
- Mailhac, A.; Pedersen, L.; Pottegård, A.; Søndergaard, J.; Mogensen, T.; Sørensen, H. T.; and Thomsen, R. W. 2024. Semaglutide (Ozempic®) Use in Denmark 2018 Through 2023 – User Trends and off-Label Prescribing for Weight Loss. *Clinical Epidemiology*, 16: 307–318.
- Medaris, A.; and Landsverk, G. 2022. Elon Musk’s weight loss drug Wegovy is helping him get fit and ripped — here’s why it’s considered the ‘healthy’ way to lose weight. <https://www.businessinsider.com/elon-musk-weight-loss-drug-wegovy-semaglutide-fit-ripped-healthy-2022-10>. Accessed: 2025-01-14.
- Mellon, J.; and Prosser, C. 2017. Twitter and Facebook are not representative of the general population: Political attitudes and demographics of British social media users. *Research & Politics*, 4(3): 2053168017720008.
- Müller, M. M.; and Salathé, M. 2019. Crowdbreaks: Tracking Health Trends Using Public Social Media Data and Crowdsourcing. *Frontiers in Public Health*, 7.
- Olsen, A. K.; and Whalen, M. D. 2009. Public perceptions of the pharmaceutical industry and drug safety: implications for the pharmacovigilance professional and the culture of safety. *Drug safety*, 32: 805–810.
- Paul, M. J.; and Dredze, M. 2014. Discovering health topics in social media using topic models. *PLoS One*, 9(8): e103408.
- Ramondt, S.; Kerkhof, P.; and Merz, E.-M. 2022. Blood Donation Narratives on Social Media: A Topic Modeling Study. *Transfusion Medicine Reviews*, 36(1): 58–65.
- Rathert, C.; Wyrwich, M. D.; and Boren, S. A. 2012. Patient-centered care and outcomes: a systematic review of the literature. *Med Care Res Rev*, 70(4): 351–379.
- Signorini, A.; Segre, A. M.; and Polgreen, P. M. 2011. The use of Twitter to track levels of disease activity and public concern in the U.S. during the influenza A H1N1 pandemic. *PLoS One*, 6(5): e19467.
- Somani, S.; Jain, S. S.; Sarraju, A.; Sandhu, A. T.; Hernandez-Boussard, T.; and Rodriguez, F. 2024. Using large language models to assess public perceptions around glucagon-like peptide-1 receptor agonists on social media. *Communications Medicine*, 4(1): 137.
- Tichy, E. M.; Hoffman, J. M.; Suda, K. J.; Tadrous, M.; Cuellar, S.; Clark, J. S.; Ward, J.; and Schumock, G. T. 2022. National trends in prescription drug expenditures and projections for 2022. *American Journal of Health-system Pharmacy*, 79: 1158–1172.
- Tsao, S.-F.; Chen, H.; Tisseverasinghe, T.; Yang, Y.; Li, L.; and Butt, Z. A. 2021. What social media told us in the time of COVID-19: a scoping review. *The Lancet Digital Health*, 3(3): e175–e194.
- Wang, Y.; Agichtein, E.; and Benzi, M. 2012. TM-LDA: efficient online modeling of latent topic transitions in social media. In *Proceedings of the 18th ACM SIGKDD International Conference on Knowledge Discovery and Data Mining*, KDD ’12, 123–131. New York, NY, USA: Association for Computing Machinery. ISBN 9781450314626.
- Wang, Z.; Hale, S.; Adelani, D. I.; Grabowicz, P.; Hartman, T.; Flöck, F.; and Jurgens, D. 2019. Demographic inference and representative population estimates from multilingual social media data. In *The world wide web conference*, 2056–2067.
- Woodseer Global. 2023. Effectiveness and Issues of Celebrity Endorsement in Global Pharmaceutical Industry: Novo Nordisk Case. <https://www.woodseerglobal.com/blog/effectiveness-and-issues-of-celebrity-endorsement-in-global-pharmaceutical-industry-novo-nordisk-case/>. Accessed: 2025-01-15.
- Zhang, J.; Wang, X.; and Zhou, Y. 2024. Comparative analysis of semaglutide induced adverse reactions: Insights from FAERS database and social media reviews with a focus on oral vs subcutaneous administration. *Frontiers in Pharmacology*, 15.
- Zunic, A.; Corcoran, P.; and Spasic, I. 2020. Sentiment analysis in health and well-being: systematic review. *JMIR medical informatics*, 8(1): e16023.