

Thermodynamic Analysis for Harmonic Oscillator with Position-Dependent Mass

Daniel Sabi Takou^{1,2}, Assimiou Yarou Mora², and Gabriel Y. H. Avossevou²

¹Ecole Polytechnique d'Abomey Calavi (EPAC-UAC),
Université d'Abomey-Calavi (UAC), Bénin

² Unité de Recherche en Physique Théorique (URPT),
Institut de Mathématiques et de Sciences Physiques (IMSP),
01 B.P. 613 Porto-Novo, Rep. du Bénin

sabitakoudaniel11@gmail.com^{1,2}, assimiouyaroumora@gmail.com² and
gabriel.avossevou@imsp-uac.org²

Abstract

In this paper, we examine the thermodynamic behavior of a quantum harmonic oscillator with a position-dependent mass (PDM), where spatial inhomogeneity is modeled through a deformation parameter α . Based on the exact energy spectrum, we explore the resulting thermodynamic quantities and superstatistics. Our findings reveal that increasing α leads to a decrease in entropy and specific heat, reflecting a confinement-induced reduction in the number of accessible states. The partition function and free energy exhibit smooth behavior across all parameter regimes, indicating the absence of critical phase transitions. This study underscores the influence of mass deformation on quantum thermal responses and demonstrates that, while the overall thermodynamic trends are consistent with those reported in the literature, certain distinctive features emerge due to the specific form of the deformation.

Keywords: Thermodynamic properties; Superstatistics Properties; Schrodinger equation; Harmonic oscillator; Position dependent mass.

1 Introduction

In recent decades, the study of quantum systems with position-dependent mass (PDM) has attracted significant attention due to its wide-ranging applications in condensed matter physics, semiconductor heterostructures, quantum wells, quantum dots, and other nanoscale systems [1–8]. These systems play a central role in describing the behavior of charge carriers in non-uniform media, such as He clusters, abrupt heterojunctions, superlattices, and optoelectronic devices. From a theoretical perspective, the PDM Schrödinger equation has been tackled using various analytical methods, including Darboux transformations [9], the factorization method [10], the Nikiforov–Uvarov (NU) and extended NU methods [11], supersymmetric quantum mechanics [12, 13], and point canonical transformations [14]. calculated the thermodynamic properties of the modified Rosen-Morse potential and examine both the temperature parameter and the maximum quantum state respectively as a function of the various thermodynamic properties.

A variety of potential models such as Kratzer, Pöschl–Teller, Morse, Coulomb, and Hulthén potentials have been investigated under the PDM framework to gain insight into the quantum behavior of these systems [15, 16]. Recently, significant progress has been made in solving the PDM Schrödinger equation for both confined and unconfined systems, including the infinite square well [17–26] and pseudoharmonic oscillators [27]. Khordad [28] in one of his study examined the thermodynamical properties of triangular quantum wires, entropy, specific heat, and internal energy. Dong et al. [29] derived exact solutions of the Schrödinger equation involving an exponential-type position-dependent mass. Amir and Iqbal [24] analytically solved the Schrödinger equation for a particle with PDM confined within an

infinite square well (ISW). Inyang et al. [30] calculated the various thermodynamic properties of Eckart Hellman potential in one of the recent studies. More recently, Iqbal and Rus [31] explored the time evolution of wave packets for a PDM particle in a one-dimensional ISW, highlighting the occurrence of quantum revivals over various time intervals. El Nabulsi [32] introduced a novel formalism to analyze the Schrödinger equation with position-dependent mass, with particular emphasis on applications in semiconductor physics.

Motivated by these developments, we firstly consider in this work a quantum system with a deformed mass profile of the form

$$m(x) = \frac{m_0}{(1 + \alpha x^2)^2}, \quad (1)$$

where m_0 is a constant mass and α is a deformation parameter controlling the spatial variation of the mass. This quadratic deformation generalizes previously studied forms [33, 34], and allows for richer physical and mathematical structures. We confine this mass distribution in a one-dimensional harmonic oscillator potential and analyze the corresponding dynamics.

In the second part of this work, we explore the thermodynamic and superstatistical properties of the ho with Position-Dependent Mass. Specifically, we compute quantities such as the partition function, mean energy, specific heat, Helmholtz free energy, and entropy.

The paper is organized as follows. Section 2 is devoted to the review of the solution methods for the Harmonic Oscillator with Position-Dependent Mass. In Section 3, we evaluated the thermodynamics and superstatistics properties of model associated with the resulting spectrum. Section 4 focuses on numerical results and discussion. Finally, conclusions are drawn in Section 5.

2 Review of the Solution Methods for the Harmonic Oscillator with Position-Dependent Mass

In this section, presents a comprehensive and self-contained overview of the methodology for deriving the quantum states of a harmonic oscillator with a position-dependent mass [33, 34]. We study a quantum harmonic oscillator with a position-dependent mass (PDM), using a Hermitian form of the kinetic energy operator proposed by Mustafa and Mazharimousavi [35] and references therein. For a harmonic potential and a mass profile $m(x) = \frac{m_0}{(1 + \alpha x^2)^2}$, the Schrödinger equation is transformed via a suitable change of variables and wavefunction rescaling.

The most general Hermitian kinetic Hamiltonian for a particle with position-dependent mass (PDM) $m(\hat{x})$ is given by [34]:

$$\hat{T} = \frac{1}{4} [m^\alpha(\hat{x})\hat{p}m^\beta\hat{p}m^\gamma(\hat{x}) + m^\gamma(\hat{x})\hat{p}m^\beta\hat{p}m^\alpha(\hat{x})], \quad (2)$$

where α, β and γ satisfy $\alpha + \beta + \gamma = -1$. In this study, we adopt the Mustafa and Mazharimousavi ordering [34, 35] with $\alpha = \gamma = -\frac{1}{4}$ and $\beta = -\frac{1}{2}$:

$$\hat{T} = \frac{1}{2} \frac{1}{m^{1/4}(\hat{x})} \hat{p} \frac{1}{m^{1/2}(\hat{x})} \hat{p} \frac{1}{m^{1/4}(\hat{x})}. \quad (3)$$

The full Hamiltonian becomes:

$$\hat{H} = \hat{T} + V = \frac{1}{2} \frac{1}{m^{1/4}(\hat{x})} \hat{p} \frac{1}{m^{1/2}(\hat{x})} \hat{p} \frac{1}{m^{1/4}(\hat{x})} + V(\hat{x}), \quad (4)$$

with $V(x) = \frac{1}{2}m_0\omega^2x^2$.

The time-independent Schrödinger equation then reads:

$$E\phi(x) = -\frac{\hbar^2}{2m_0} \sqrt[4]{\frac{m_0}{m(x)}} \frac{d}{dx} \sqrt[4]{\frac{m_0}{m(x)}} \frac{d}{dx} \sqrt[4]{\frac{m_0}{m(x)}} \phi(x) + V(x)\phi(x). \quad (5)$$

We consider the mass profile:

$$m(x) = \frac{m_0}{(1 + \alpha x^2)^2}, \quad 0 < \alpha < 1. \quad (6)$$

Using the transformation $\phi(x) = \sqrt[4]{m(x)/m_0}\psi(x)$, Eq. (5) becomes:

$$E\psi(x) = -\frac{\hbar^2}{2m_0} \left[(1 + \alpha x^2) \frac{d}{dx} \right]^2 \psi(x) + \frac{1}{2} m_0 \omega^2 x^2 \psi(x). \quad (7)$$

Introducing the variable change:

$$q = \arctan(x\sqrt{\alpha}), \quad (8)$$

which maps $x \in (-\infty, \infty)$ to $q \in (-\frac{\pi}{2}, \frac{\pi}{2})$, we obtain:

$$\frac{d^2\psi}{dq^2} + \left(\varepsilon - \kappa^2 \frac{s^2}{c^2} \right) \psi = 0, \quad (9)$$

where $\varepsilon = \frac{2m_0 E}{\alpha \hbar^2}$, $\kappa = \frac{m_0 \omega}{\alpha \hbar}$, $c = \cos q$, $s = \sin q$.

Assuming $\psi(q) = c^\lambda f(s)$, the function $f(s)$ satisfies:

$$(1 - s^2) \frac{d^2 f}{ds^2} - (2\lambda + 1) s \frac{df}{ds} + \left[(\varepsilon - \lambda) - (\kappa^2 - \lambda(\lambda - 1)) \frac{s^2}{c^2} \right] f = 0. \quad (10)$$

To remove the singularity at $c = 0$, we impose:

$$\kappa^2 - \lambda(\lambda - 1) = 0 \quad \Rightarrow \quad \lambda = \frac{1}{2} + \frac{1}{2} \sqrt{1 + 4\kappa^2}. \quad (11)$$

This reduces Eq. (10) to:

$$(1 - s^2) \frac{d^2 f}{ds^2} - (2\lambda + 1) s \frac{df}{ds} + (\varepsilon - \lambda) f = 0. \quad (12)$$

Requiring polynomial solutions (to avoid singularities at $s = \pm 1$) leads to the quantization condition:

$$\varepsilon - \lambda = n(n + 2\lambda), \quad n \in \mathbb{N}. \quad (13)$$

Substituting back, the final expression for the energy spectrum becomes [34]:

$$E_n = \hbar\omega \left(n + \frac{1}{2} \right) \sqrt{1 + \frac{\alpha^2 \hbar^2}{4m_0^2 \omega^2}} + \frac{\alpha \hbar^2}{2m_0} \left(n^2 + 2n + \frac{1}{2} \right). \quad (14)$$

3 Thermodynamics and Superstatistics Properties

In the thermodynamic and superstatistical analysis of a harmonic oscillator with position-dependent mass, calculating the partition function is a crucial step. It serves as a distribution function in statistical mechanics and provides access to the fundamental properties of the system.

3.1 Thermodynamics properties

To evaluate the thermodynamic properties of a harmonic oscillator with position-dependent mass, the energy expression previously derived in Eq.(14) is rewritten in a more compact form as follows Eq.(15):

$$E_n = a \left(n + \frac{1}{2} \right) + b \left(n^2 + 2n + \frac{1}{2} \right) \quad (15)$$

where

$$a = \hbar\omega \sqrt{1 + \frac{\alpha^2 \hbar^2}{4m_0^2 \omega^2}}, \quad \text{and} \quad b = \frac{\alpha \hbar^2}{2m_0 \omega}. \quad (16)$$

The Energy for a PDM of ho is illustrated in Fig.1(a) as a function of n and in Fig.1(b) as function of α . The results show how energy $E(n)$ evolves with respect to the quantum number n for three

fixed values of α : 0.1, 0.3, and 0.9. The energy increases nonlinearly with n , and the rate of growth is strongly dependent on the value of α . At higher α , the energy levels for a given n are significantly higher, indicating that the system becomes more energetically demanding as α increases. The Fig.1(b) show that energy increases monotonically with α for each fixed value of n . Additionally, higher energy states ($n = 3$ and $n = 5$) remain consistently above lower ones, indicating that energy grows with n as well. Fig.1(b) illustrates the variation of the energy levels $E_n(\alpha)$ as a function of the parameter α , for three quantum states: $n = 1$, $n = 3$, and $n = 5$.

This behavior suggests that α acts as a deformation or coupling parameter that enhances the confining potential or interaction strength, resulting in steeper energy scaling with the quantum number n .

The curves exhibit a convex profile, suggesting that the rate of increase in energy becomes more pronounced as α increases. This trend may reflect a growing confinement, curvature, or interaction strength in the system governed by α .

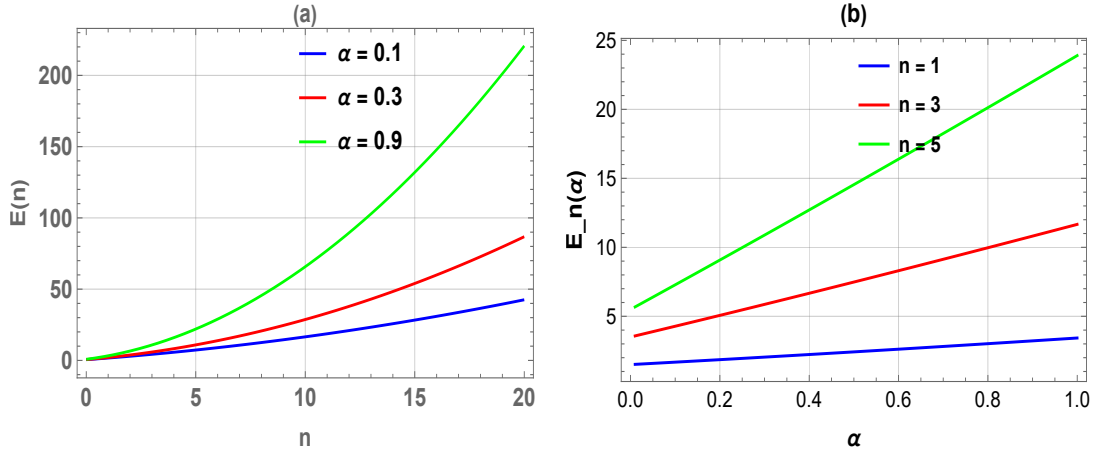


Figure 1: (a). The energy for a PDM harmonic oscillator versus the quantum number n for fix values of the parameter α , (b). The energy for a PDM harmonic oscillator versus the the parameter α and the for fix values of quantum number n .

Once the energy spectrum is expressed in a simplified form, one can readily proceed to the evaluation of the partition function, which serves as a basis for deriving the associated thermodynamic properties. For systems with bound states, the partition function is generally defined as follows equation [36–41].

$$Z(\beta) = \sum_{n=0}^{\infty} e^{-\beta E_n}, \quad \beta = \frac{1}{k_B T} \quad (17)$$

Where k_B is the Boltzmann constant and E_n is energy of the bound state. By inserting the expressions of the energy spectrum derived in Eq. (15) into Eq. (17), and using Mathematica 13.3 software, we obtain the α -deformed partition function within the framework of superstatistics for the position-dependent mass harmonic oscillator, in the presence of the deformation parameter α .

$$Z(\beta) = \frac{e^{\frac{(a^2+2ab+2b^2)}{4b}\beta}\sqrt{\pi}}{2\sqrt{b\beta}} \left(-\text{Erf} \left[\frac{1}{2}(a+2b)\sqrt{\frac{\beta}{b}} \right] + \text{Erf} \left[\frac{1}{2}(a+4b)\sqrt{\frac{\beta}{b}} \right] \right) \quad (18)$$

After a careful computation of the partition function associated with the model eq. (18), we now proceed to extract the corresponding thermodynamic quantities. Using the compact expression of the partition function $Z(\beta)$, the mean internal energy $U(\beta)$, the heat specific $C(\beta)$, the entropy $S(\beta)$ and the thermodynamic potentials such as the Helmholtz free energy $F(\beta)$, can be obtained from the standard thermodynamic identities [36–41]:

$$U(\beta) = -\frac{\partial(\ln Z(\beta))}{\partial\beta} \quad (19)$$

$$= \frac{e^{-3\beta - \frac{a^2\beta}{2b} - 5b\beta} \left(2\sqrt{b}\beta e^{\frac{(a^2+2b)^2\beta}{4b}} (2b(-2 + e^{(a+3b)\beta}) + a(-1 + e^{(a+3b)\beta})) \right)}{4b\beta\sqrt{\pi} \left(-\text{Erf} \left[\frac{1}{2}(a+2b)\sqrt{\frac{\beta}{b}} \right] + \text{Erf} \left[\frac{1}{2}(a+4b)\sqrt{\frac{\beta}{b}} \right] \right)} \\ + \frac{(a^2\beta + 2b^2\beta + 2b(-1 + a\beta)) e^{3a\beta + \frac{a^2\beta}{2b} + 5b\beta} \sqrt{\pi} \left(\text{Erf} \left[\frac{1}{2}(a+2b)\sqrt{\frac{\beta}{b}} \right] - \text{Erf} \left[\frac{1}{2}(a+4b)\sqrt{\frac{\beta}{b}} \right] \right)}{4b\beta\sqrt{\pi} \left(-\text{Erf} \left[\frac{1}{2}(a+2b)\sqrt{\frac{\beta}{b}} \right] + \text{Erf} \left[\frac{1}{2}(a+4b)\sqrt{\frac{\beta}{b}} \right] \right)} \quad (20)$$

$$C(\beta) = k_B\beta^2 \frac{\partial^2}{\partial\beta^2} \ln Z(\beta) \quad (21)$$

$$= \left(\beta e^{-5a\beta - \frac{3a^2\beta}{4b} - 9b\beta} \left[2b\beta\sqrt{\frac{\beta}{b}} e^{\frac{(a+2b)^2\beta}{4b}} \left(a - ae^{(a+3b)\beta} - 2b(-2 + e^{(a+3b)\beta}) \right)^2 \right. \right. \\ - 4b\sqrt{b}\beta e^{5a\beta + \frac{3a^2\beta}{4b} + 9b\beta} \pi \text{Erf} \left[\frac{1}{2}(a+2b)\sqrt{\frac{\beta}{b}} \right]^2 - \beta e^{3a\beta + \frac{a^2\beta}{2b} + 5b\beta} \\ \times \left(6a^2b\beta(-2 + e^{(a+3b)\beta}) + a^3\beta(-1 + e^{(a+3b)\beta}) + 4b^2 \left(-2 + e^{(a+3b)\beta} + 2b\beta \left(-8 \right. \right. \right. \\ \left. \left. \left. + e^{(a+3b)\beta} \right) \right) + 2ab(-1 + e^{(a+3b)\beta}) + 6b\beta(-4 + e^{(a+3b)\beta}) \right) \sqrt{\pi} \text{Erf} \left[\frac{1}{2}(a+4b)\sqrt{\frac{\beta}{b}} \right] \\ - 4b\sqrt{b}\beta e^{5a\beta + \frac{3a^2\beta}{4b} + 9b\beta} \pi \text{Erf} \left[\frac{1}{2}(a+4b)\sqrt{\frac{\beta}{b}} \right]^2 + \sqrt{\pi} \text{Erf} \left[\frac{1}{2}(a+2b)\sqrt{\frac{\beta}{b}} \right] \\ \times \beta e^{3a\beta + \frac{a^2\beta}{2b} + 5b\beta} \left(6a^2b\beta(-2 + e^{(a+3b)\beta}) + a^3\beta(-1 + e^{(a+3b)\beta}) + 4b^2 \left(-2 + e^{(a+3b)\beta} \right. \right. \\ \left. \left. + 2b\beta(-8 + e^{(a+3b)\beta}) \right) + 2ab(-1 + e^{(a+3b)\beta}) + 6b\beta(-4 + e^{(a+3b)\beta}) \right) \\ \left. + 8b\sqrt{b}\beta e^{5a\beta + \frac{3a^2\beta}{4b} + 9b\beta} \sqrt{\pi} \text{Erf} \left[\frac{1}{2}(a+4b)\sqrt{\frac{\beta}{b}} \right] \right) \\ \left/ \left(8(b\beta)^{3/2} \pi \left(\text{Erf} \left[\frac{1}{2}(a+2b)\sqrt{\frac{\beta}{b}} \right] - \text{Erf} \left[\frac{1}{2}(a+4b)\sqrt{\frac{\beta}{b}} \right] \right)^2 \right) \right. \quad (22)$$

$$S(\beta) = k_B \ln Z(\beta) - k_B \beta \frac{\partial(\ln Z(\beta))}{\partial \beta} \quad (23)$$

$$\begin{aligned}
&= \left(\sqrt{\frac{\beta}{b}} e^{-3a\beta - \frac{a^2\beta}{2b} - 5b\beta} \left(2\beta e^{\frac{(a+2b)^2\beta}{4b}} (a - ae^{(a+3b)\beta} - 2b(-2 + e^{(a+3b)\beta})) \right) \right. \\
&\quad - \sqrt{\frac{\beta}{b}} (a^2\beta + 2b^2\beta + 2b(-1 + a\beta)) e^{3a\beta + \frac{a^2\beta}{2b} + 5b\beta} \sqrt{\pi} \operatorname{Erf} \left[\frac{1}{2}(a+2b)\sqrt{\frac{\beta}{b}} \right] \\
&\quad + \left. \sqrt{\frac{\beta}{b}} (a^2\beta + 2b^2\beta + 2b(-1 + a\beta)) e^{3a\beta + \frac{a^2\beta}{2b} + 5b\beta} \sqrt{\pi} \operatorname{Erf} \left[\frac{1}{2}(a+4b)\sqrt{\frac{\beta}{b}} \right] \right) \Bigg/ \\
&\quad \left(4\beta\pi \left(\operatorname{Erf} \left[\frac{1}{2}(a+2b)\sqrt{\frac{\beta}{b}} \right] - \operatorname{Erf} \left[\frac{1}{2}(a+4b)\sqrt{\frac{\beta}{b}} \right] \right) \right) \\
&\quad + \log \left(\frac{e^{\frac{(a^2+2ab+2b^2)\beta}{4b}} \sqrt{\pi} \left(-\operatorname{Erf} \left[\frac{1}{2}(a+2b)\sqrt{\frac{\beta}{b}} \right] + \operatorname{Erf} \left[\frac{1}{2}(a+4b)\sqrt{\frac{\beta}{b}} \right] \right)}{2\sqrt{b\beta}} \right). \quad (24)
\end{aligned}$$

$$F(\beta) = -\frac{1}{\beta} \ln Z(\beta) \quad (25)$$

$$= -\frac{1}{\beta} \log \left(\frac{e^{\frac{(a^2+2ab+2b^2)\beta}{4b}} \sqrt{\pi} \left(-\operatorname{Erf} \left[\frac{1}{2}(a+2b)\sqrt{\frac{\beta}{b}} \right] + \operatorname{Erf} \left[\frac{1}{2}(a+4b)\sqrt{\frac{\beta}{b}} \right] \right)}{2\sqrt{b\beta}} \right) \quad (26)$$

3.2 Superstatistics Properties

Superstatistics is a statistical framework developed to describe driven, non-equilibrium systems characterized by fluctuations in intensive parameters, such as the inverse temperature β , chemical potential, or energy [42–45]. These fluctuations occur over spatiotemporal scales and are typically captured by extending the conventional Boltzmann factor into a more general form known as the *effective Boltzmann factor* [45–48].

In this context, superstatistics can be viewed as a superposition of different local equilibrium statistics. The standard approach involves taking the Laplace transform of the probability density function $f(\beta')$, which results in the generalized Boltzmann factor [46, 48]:

$$B_E(\beta) = \int_0^\infty e^{-\beta'E} f(\beta', \beta) d\beta'. \quad (27)$$

When $f(\beta', \beta)$ is modeled by a Dirac delta function $\delta(\beta - \beta')$, the integral simplifies, and a deformation parameter q can be introduced to yield the generalized Boltzmann factor:

$$B_E^{(q)}(\beta) = e^{-\beta E} \left(1 + \frac{q}{2} \beta^2 E^2 \right). \quad (28)$$

Here, $q \in [0, 1]$ is a deformation parameter that quantifies the departure from classical Boltzmann-Gibbs statistics. In the limit $q \rightarrow 0$, standard statistical mechanics is recovered.

The partition function in the superstatistical framework is then defined as:

$$Z_s = \int_0^\infty B_E^{(q)}(\beta) d\beta. \quad (29)$$

For discrete systems, such as quantum harmonic oscillators, this can be written as a summation over energy levels:

$$Z = \sum_{n=0}^\infty B_E(n\beta). \quad (30)$$

At high temperature limits ($T \gg 1$), the discrete summation may be approximated by an integral to simplify analysis.

When applied to specific systems like the harmonic oscillator with position-dependent mass, this formalism enables the derivation of modified thermodynamic quantities. These generalized functions are valid for all values of q and explicitly depend on the system's energy spectrum. Thus, superstatistics provides a robust framework for analyzing complex, non-linear, and far-from-equilibrium systems where traditional statistical mechanics falls short.

Using Eq.(29) and Mathematica 13.3, the superstatistics partition function equation is given as

$$\begin{aligned}
Z_s(a, b, \beta, q) &= \frac{1}{64b^{5/2}\sqrt{\beta}} e^{-\frac{1}{2}(a+b)\beta} \left(\sqrt{\beta} \left(12ab^{3/2} + 24b^{5/2} - 2a^3\sqrt{b}\beta + a^4\beta^{3/2} \right. \right. \\
&\times e^{\frac{(a+2b)^2\beta}{4b}} \sqrt{\pi} \Big) q - 4a^2b\beta \left(\sqrt{b\beta} + (1-a\beta)e^{\frac{(a+2b)^2\beta}{4b}} \sqrt{\pi} \right) q + 4b^4\beta^2 e^{\frac{(a+2b)^2\beta}{4b}} \sqrt{\pi} q \\
&+ 8b^3\beta(-1+a\beta)e^{\frac{(a+2b)^2\beta}{4b}} \sqrt{\pi} q + 4b^2e^{\frac{(a+2b)^2\beta}{4b}} \sqrt{\pi} \left(8 + (3-2a\beta+2a^2\beta^2)q \right) \\
&- e^{\frac{(a+2b)^2\beta}{4b}} \sqrt{\pi} \left(a^4\beta^2q + 4b^4\beta^2q + 4a^2b\beta(-1+a\beta)q + 8b^3\beta(-1+a\beta)q \right. \\
&\left. \left. + 4b^2 \left(8 + (3-2a\beta+2a^2\beta^2)q \right) \text{Erf} \left[\frac{(a+2b)\beta}{2\sqrt{b\beta}} \right] \right) \right). \tag{31}
\end{aligned}$$

Using the Superstatistic partition function in Eq.(31), the Superstatistics thermodynamics properties are obtained as follows.

1. Vibrational mean energy

$$\begin{aligned}
U_s(a, b, \beta, q) &= -\frac{\partial}{\partial \beta} \ln Z_s(\beta) \tag{32} \\
&= -\left[4a^3 \left(-2b^{3/2}\beta^{3/2}\sqrt{b\beta} + b^{5/2}\beta^{5/2}\sqrt{b\beta} + 2b^2\beta^2 \left(1 + \sqrt{b\beta}e^{\frac{(a+2b)^2\beta}{4b}} \sqrt{\pi} \right) \right. \right. \\
&\quad \left. \left. + 2b^3\beta^3 \left(-3 + 4\sqrt{b\beta}e^{\frac{(a+2b)^2\beta}{4b}} \sqrt{\pi} \right) \right) q \right. \\
&\quad \left. + 2a^5b\beta^3 \left(-1 + 3\sqrt{b\beta}e^{\frac{(a+2b)^2\beta}{4b}} \sqrt{\pi} \right) q + 2a^4b\beta^2 \left(-4b\beta + \sqrt{b\beta}e^{\frac{(a+2b)^2\beta}{4b}} \sqrt{\pi} \right. \right. \\
&\quad \left. \left. + 9b^{3/2}\beta^{3/2}e^{\frac{(a+2b)^2\beta}{4b}} \sqrt{\pi} \right) q + a^6\beta^3\sqrt{b\beta}e^{\frac{(a+2b)^2\beta}{4b}} \sqrt{\pi} q + 8ab^2\beta \left(-8 \right. \right. \\
&\quad \left. \left. - \left(3 + 3b\beta + 5b^2\beta^2 \right) q + \sqrt{b\beta}e^{\frac{(a+2b)^2\beta}{4b}} \sqrt{\pi} \left(8 + q + 2b\beta q + 3b^2\beta^2 q \right) \right) \right. \\
&\quad \left. + 4a^2b^2\beta \left(-2b\beta q - 10b^2\beta^2 q + \sqrt{b\beta}e^{\frac{(a+2b)^2\beta}{4b}} \sqrt{\pi} (8 + q + 4b\beta q + 9b^2\beta^2 q) \right) \right. \\
&\quad \left. + 8b^3 \left(-6b^{3/2}\beta^{3/2}\sqrt{b\beta} q + b^3\beta^3 \left(-2 + \sqrt{b\beta}e^{\frac{(a+2b)^2\beta}{4b}} \sqrt{\pi} \right) q \right. \right. \\
&\quad \left. \left. + b^2\beta^2 \left(4 + \sqrt{b\beta}e^{\frac{(a+2b)^2\beta}{4b}} \sqrt{\pi} \right) q - \sqrt{b\beta}e^{\frac{(a+2b)^2\beta}{4b}} \sqrt{\pi} (8 + 3q) \right. \right. \\
&\quad \left. \left. + b\beta \left(\sqrt{b\beta}e^{\frac{(a+2b)^2\beta}{4b}} \sqrt{\pi} (8 + q) - 2(8 + 3q) \right) \right) - \sqrt{b\beta} \left(a^2\beta + 2b^2\beta \right. \right. \\
&\quad \left. \left. + 2b(-1+a\beta) \right) e^{\frac{(a+2b)^2\beta}{4b}} \sqrt{\pi} \left(a^4\beta^2q + 4b^4\beta^2q + 4a^2b\beta(1+a\beta)q \right. \right. \\
&\quad \left. \left. + 8b^3\beta(1+a\beta)q + 4b^2 \left(8 + (3+2a\beta+2a^2\beta^2)q \right) \right) \text{Erf} \left[\frac{(a+2b)\beta}{2\sqrt{b\beta}} \right] \right] /
\end{aligned}$$

$$\begin{aligned}
& \left[4b^{3/2}\beta^{3/2} \left(12ab^{3/2}\sqrt{\beta}q + 24b^{5/2}\sqrt{\beta}q - 2a^3\sqrt{b}\beta^{3/2}q - 4a^2b\beta \left(\sqrt{b\beta} \right. \right. \right. \\
& + (1-a\beta)e^{\frac{(a+2b)^2\beta}{4b}}\sqrt{\pi} \left. \left. \left. \right) q + a^4\beta^2e^{\frac{(a+2b)^2\beta}{4b}}\sqrt{\pi}q + 4b^4\beta^2e^{\frac{(a+2b)^2\beta}{4b}}\sqrt{\pi}q \right. \right. \\
& + 8b^2\beta(-1+a\beta)e^{\frac{(a+2b)^2\beta}{4b}}\sqrt{\pi}q + 4b^2e^{\frac{(a+2b)^2\beta}{4b}}\sqrt{\pi} \left(8 \right. \\
& + (3-2a\beta+2a^2\beta^2)q \left. \right) - e^{\frac{(a+2b)^2\beta}{4b}}\sqrt{\pi} \left(a^4\beta^2q + 4b^4\beta^2q \right. \\
& + 4a^2b\beta(-1+a\beta)q + 8b^3\beta(-1+a\beta)q \\
& \left. \left. \left. + 4b^2 \left(8 + (3-2a\beta+2a^2\beta^2)q \right) \right) \right) \text{Erf} \left[\frac{(a+2b)\beta}{2\sqrt{b\beta}} \right] \right]. \tag{33}
\end{aligned}$$

2. Free energy

$$\begin{aligned}
F_s(a, b, \beta, q) &= -\frac{1}{\beta} \ln Z_s(\beta) \\
&= -\frac{1}{\beta} \times \ln \left(\frac{1}{64b^{5/2}\sqrt{\beta}} e^{-\frac{1}{2}(a+b)\beta} \left(\sqrt{\beta} \left(12ab^{3/2} + 24b^{5/2} + 2a^3\sqrt{b}\beta + a^4\beta^{3/2} \right. \right. \right. \\
&\times e^{\frac{(a+2b)^2\beta}{4b}}\sqrt{\pi} \left. \left. \left. \right) q - 4a^2b\beta \left(\sqrt{b\beta} + (1-a\beta)e^{\frac{(a+2b)^2\beta}{4b}}\sqrt{\pi} \right) q + 4b^4\beta^2e^{\frac{(a+2b)^2\beta}{4b}}\sqrt{\pi}q \right. \right. \\
&+ 8b^3\beta(-1+a\beta)e^{\frac{(a+2b)^2\beta}{4b}}\sqrt{\pi}q + 4b^2e^{\frac{(a+2b)^2\beta}{4b}}\sqrt{\pi} \left(8 + (3-2a\beta+2a^2\beta^2)q \right) \\
&- e^{\frac{(a+2b)^2\beta}{4b}}\sqrt{\pi} \left(a^4\beta^2q + 4b^4\beta^2q + 4a^2b\beta(-1+a\beta)q + 8b^3\beta(-1+a\beta)q \right. \\
&\left. \left. \left. + 4b^2 \left(8 + (3-2a\beta+2a^2\beta^2)q \right) \text{Erf} \left[\frac{(a+2b)\beta}{2\sqrt{b\beta}} \right] \right) \right) \right). \tag{34}
\end{aligned}$$

3. Entropy

$$\begin{aligned}
S_s(a, b, \beta, q) &= k_B \left(-\beta \left(4a^3 \left(-2b^{3/2}\beta^{3/2}\sqrt{b\beta} + b^{5/2}\beta^{5/2}\sqrt{b\beta} + 2b^2\beta^2 \left(1 \right. \right. \right. \right. \\
&+ \sqrt{b\beta}e^{\frac{(a+2b)^2\beta}{4b}}\sqrt{\pi} \left. \left. \left. \right) + 2b^3\beta^3 \left(-3 + 4\sqrt{b\beta}e^{\frac{(a+2b)^2\beta}{4b}}\sqrt{\pi} \right) \right) q \right. \\
&+ 2a^5b\beta^3 \left(-1 + 3\sqrt{b\beta}e^{\frac{(a+2b)^2\beta}{4b}}\sqrt{\pi} \right) q \\
&+ 2a^4b\beta^2 \left(-6b\beta + b\beta + \sqrt{b\beta}e^{\frac{(a+2b)^2\beta}{4b}}\sqrt{\pi} + 9(b\beta)^{3/2}e^{\frac{(a+2b)^2\beta}{4b}}\sqrt{\pi} \right) q \\
&+ a^6\beta^3\sqrt{b\beta}e^{\frac{(a+2b)^2\beta}{4b}}\sqrt{\pi}q + 8ab^3\beta \left(-8 - (3+3b\beta+5b^2\beta^2)q \right. \\
&+ \sqrt{b\beta}e^{\frac{(a+2b)^2\beta}{4b}}\sqrt{\pi}(8+q+2b\beta q+3b^2\beta^2q) \left. \right) \\
&+ 4a^2b^2\beta \left(-2b\beta q - 10b^2\beta^2q \right. \\
&+ \sqrt{b\beta}e^{\frac{(a+2b)^2\beta}{4b}}\sqrt{\pi}(8+q+4b\beta q+9b^2\beta^2q) \left. \right) \\
&+ 8b^3 \left(-6b^{3/2}\beta^{3/2}\sqrt{b\beta}q + b^3\beta^3 \left(-2 + \sqrt{b\beta}e^{\frac{(a+2b)^2\beta}{4b}}\sqrt{\pi} \right) q \right. \\
&+ b^2\beta^2 \left(4 + \sqrt{b\beta}e^{\frac{(a+2b)^2\beta}{4b}}\sqrt{\pi} \right) q - \sqrt{b\beta}e^{\frac{(a+2b)^2\beta}{4b}}\sqrt{\pi}(8+3q)
\end{aligned}$$

$$\begin{aligned}
& + b\beta \left(\sqrt{b\beta} e^{\frac{(a+2b)^2\beta}{4b}} \sqrt{\pi}(8+q) - 2(8+3q) \right) \\
& - \sqrt{b\beta}(a^2\beta + 2b^2\beta + 2b(-1+a\beta)) e^{\frac{(a+2b)^2\beta}{4b}} \sqrt{\pi} \\
& \times \left(a^4\beta^2q + 4b^4\beta^2q + 4a^2b\beta(1+a\beta)q + 8b^3\beta(1+a\beta)q + 4b^2(8 \right. \\
& + (3+2a\beta+2a^2\beta^2)q) \text{Erf} \left(\frac{(a+2b)\beta}{2\sqrt{b\beta}} \right) \Bigg) \Bigg/ \left(4(b\beta)^{3/2} \left(\right. \right. \\
& 12ab^{3/2}\sqrt{\beta}q + 24b^{5/2}\sqrt{\beta}q - 2a^3\sqrt{b}\beta^{3/2}q \\
& - 4a^2b\beta \left(\sqrt{b\beta} + (1-a\beta)e^{\frac{(a+2b)^2\beta}{4b}} \sqrt{\pi} \right) q \\
& + a^4\beta^2e^{\frac{(a+2b)^2\beta}{4b}} \sqrt{\pi}q + 4b^4\beta^2e^{\frac{(a+2b)^2\beta}{4b}} \sqrt{\pi}q \\
& + 8b^3\beta(-1+a\beta)e^{\frac{(a+2b)^2\beta}{4b}} \sqrt{\pi}q \\
& + 4b^2e^{\frac{(a+2b)^2\beta}{4b}} \sqrt{\pi}(8+(3-2a\beta+2a^2\beta^2)q) \\
& - e^{\frac{(a+2b)^2\beta}{4b}} \sqrt{\pi} \left(a^4\beta^2q + 4b^4\beta^2q + 4a^2b\beta(-1+a\beta)q \right. \\
& + 8b^3\beta(-1+a\beta)q + 4b^2(8+(3-2a\beta+2a^2\beta^2)q) \Bigg) \\
& \times \text{Erf} \left[\frac{(a+2b)\beta}{2\sqrt{b\beta}} \right] \Bigg) + \ln \left[\frac{1}{64b^{5/2}\sqrt{\beta}} e^{-\frac{1}{2}(a+b)\beta} \right. \\
& \times \left(\sqrt{\beta} \left(12ab^{3/2} + 24b^{5/2} - 2a^3\sqrt{b}\beta + a^4\beta^{3/2}e^{\frac{(a+2b)^2\beta}{4b}} \sqrt{\pi} \right) q \right. \\
& - 4a^2b\beta \left(\sqrt{b\beta} + (1-a\beta)e^{\frac{(a+2b)^2\beta}{4b}} \sqrt{\pi} \right) q \\
& + 4b^4\beta^2e^{\frac{(a+2b)^2\beta}{4b}} \sqrt{\pi}q + 8b^3\beta(-1+a\beta)e^{\frac{(a+2b)^2\beta}{4b}} \sqrt{\pi}q \\
& + 4b^2e^{\frac{(a+2b)^2\beta}{4b}} \sqrt{\pi}(8+(3-2a\beta+2a^2\beta^2)q) \\
& - e^{\frac{(a+2b)^2\beta}{4b}} \sqrt{\pi} \left(a^4\beta^2q + 4b^4\beta^2q + 4a^2b\beta(-1+a\beta)q \right. \\
& + 8b^3\beta(-1+a\beta)q + 4b^2(8+(3-2a\beta+2a^2\beta^2)q) \Bigg) \text{Erf} \left[\frac{(a+2b)\beta}{2\sqrt{b\beta}} \right] \Bigg) \Bigg] \quad (35)
\end{aligned}$$

4. Specific heat capacity

$$C_s(a, b, \beta, q) = k_B \beta^2 \frac{\partial^2}{\partial \beta^2} \ln Z_s(a, b, \beta, q) \quad (36)$$

4 Numerical results and discussion

Statistical properties

The figures Fig.2(a) and Fig.2(b) investigate the behavior of the partition function Z , a central quantity in statistical mechanics that encapsulates the thermodynamic properties of the system. In Fig.2(a), $Z(\beta)$ is plotted as a function of inverse temperature β for three distinct values of the interaction parameter α (0.1, 0.3, and 0.9). The partition function exhibits a monotonically decreasing trend with increasing β , reflecting the reduction in accessible microstates as the system approaches lower temperatures. Additionally, higher values of α lead to significantly lower values of Z , suggesting that the interaction term governed by α suppresses the system's configurational entropy and reduces the

number of energetically favorable states. In Fig.2(b), the focus shifts to the behavior of Z as a function of α , for fixed values of $\beta = 2, 5$, and 8 . Here, $Z(\alpha)$ is a decreasing function, with steeper declines observed for larger β , i.e., lower temperatures. This reinforces the interpretation that the parameter α acts to constrain the phase space, particularly at lower thermal energies. The observed smoothness and regularity of the partition function across both figures suggest a well-defined thermodynamic regime without singularities, consistent with non-critical systems. Overall, these plots underscore the fundamental role of α in shaping the statistical weight of accessible states and demonstrate the interplay between thermal excitation and interaction strength in governing the equilibrium behavior of the system.

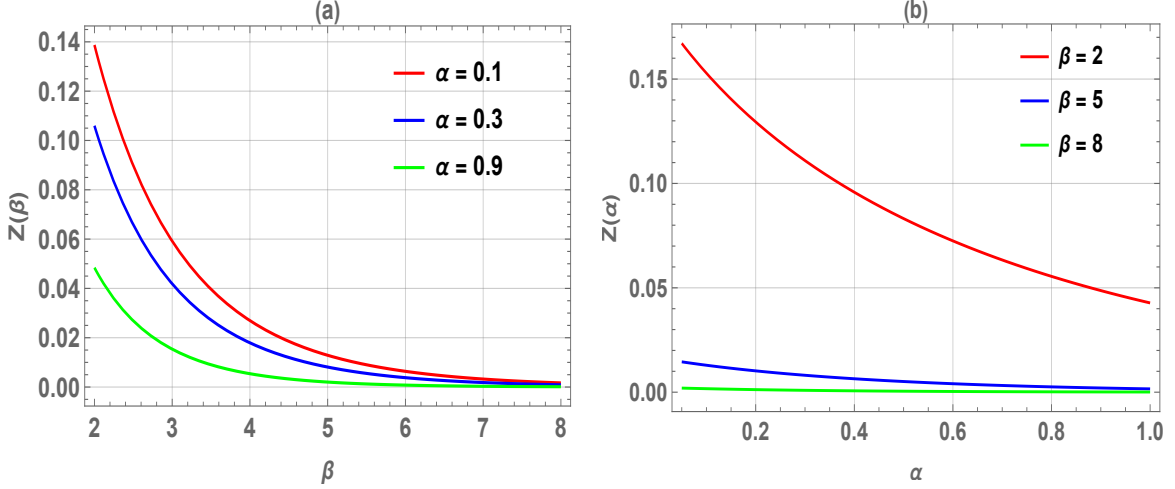


Figure 2: (The left panel(a), the partition function Z is displayed as a function of Inverse temperature parameter β , for various and fixed values of α , and . (The right panel(b), the partition function Z is displayed as a function of α , for various values of parameter β which take tree values 2, 5 and 8

The Fig.3 provide insight into the thermal evolution of the average energy U , a key thermodynamic observable, as a function of inverse temperature β and interaction parameter α . In Fig.3(a), $U(\beta)$ is shown for three values of α : 0.1, 0.3, and 0.9. The energy decreases monotonically with increasing β , which corresponds to decreasing temperature, indicating that the system tends toward lower energy states as thermal agitation diminishes. For all values of β , higher values of α consistently produce lower energies, reflecting the stabilizing influence of this parameter and suggesting that it enhances the tendency of the system to occupy energetically favorable configurations. In contrast, Fig.3(b) examines $U(\alpha)$ for fixed values of β (2, 5, and 10). Here, the average energy increases with α , which might at first seem contradictory; however, this likely arises from a different scaling or parameter dependence in this specific model. At higher β (lower temperatures), the energy remains lower overall but still shows a rising trend with increasing α . This implies that although α generally acts as a stabilizing factor when the temperature varies, it also influences the energy landscape in a non-trivial way when held against a fixed thermal background. These results highlight the multifaceted role of α in the thermodynamic behavior of the system, which governs both the depth and the accessibility of the energy minima. The smooth and monotonic nature of both plots further reinforces the picture of a well-behaved equilibrium system with no apparent phase transitions within the explored parameter range.

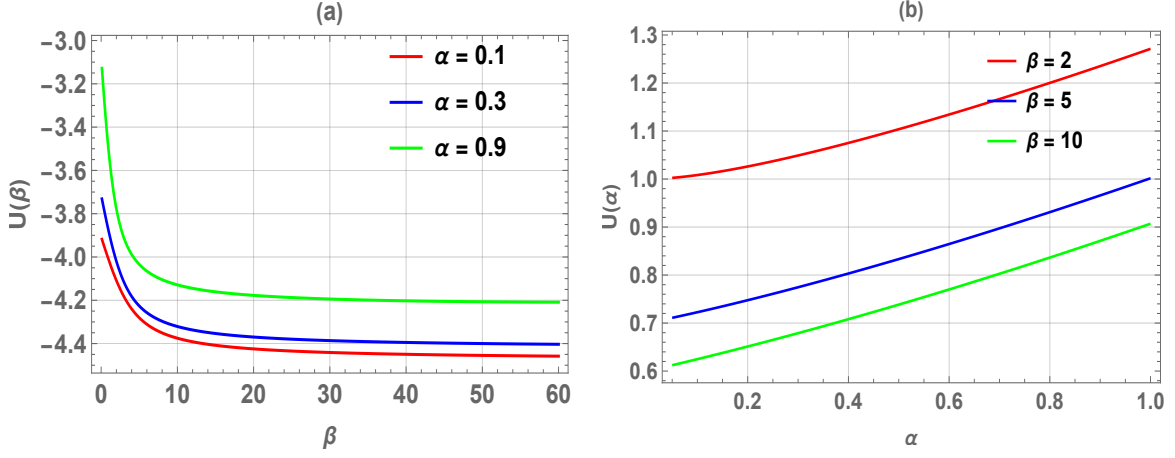


Figure 3: (The left panel(a), the mean energy U is displayed as a function of for various values of Inverse temperature parameter β , and . (The right panel(b), the mean energy is displayed as a function of α , for various values of deformed parameter β .

The Fig4 provide complementary views of the system's heat capacity C , highlighting its dependence on the inverse temperature β and the interaction parameter α . In Fig.4(a), $C(\beta)$ is plotted for three values of α : 0.1, 0.3, and 0.9. The heat capacity increases sharply at first with β , suggesting a rapid enhancement of thermal sensitivity at lower temperatures, before reaching a saturation regime where additional increases in β yield diminishing returns in C . This behavior is indicative of a system transitioning from a disordered high-temperature regime to a more rigid low-temperature phase where thermal excitations become increasingly suppressed. As expected, larger values of α result in reduced heat capacity, implying that stronger interactions (or coupling) constrain the degrees of freedom available for thermal energy storage. In Fig.4(b), the heat capacity is examined as a function of α , for three fixed values of β : 0.5, 1, and 2. In this representation, $C(\alpha)$ decreases monotonically with increasing α , again confirming that greater coupling leads to a stiffer, less thermally responsive system. Furthermore, the influence of β is evident: lower values of β (i.e., higher temperatures) correspond to higher capacities, as thermal fluctuations dominate. Together, the two figures portray a consistent thermodynamic narrative where the heat capacity reflects the interplay between thermal agitation and interaction-induced rigidity. The smooth and monotonic trends in both plots suggest a lack of critical phenomena and instead support a continuously varying, well-behaved response typical of analytically tractable models.

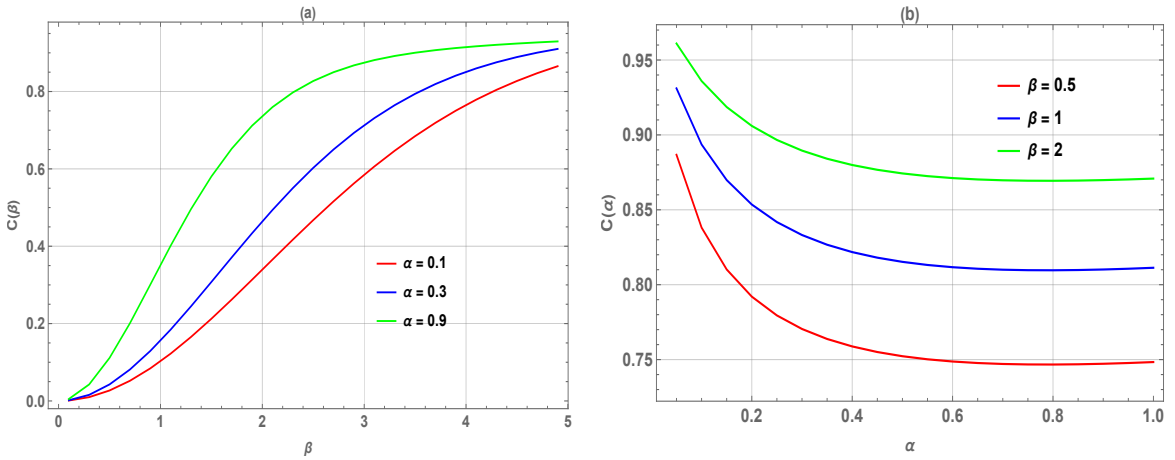


Figure 4: (The left panel(a), the specific heat C is displayed as a function of for various values of Inverse temperature parameter β , and (The right panel(b), is displayed as a function of C , for various values of α for fixed deformed parameter β .

The two Fig.5 depict the thermodynamic behavior of entropy S as a function of inverse temperature

β and the interaction parameter α , respectively. In Fig.5(a), $S(\beta)$ is shown for three values of α : 0.1, 0.3, and 0.9. The entropy decreases monotonically as β increases, consistent with the fundamental thermodynamic principle that entropy diminishes at lower temperatures due to a reduction in accessible microstates. Furthermore, for any fixed β , increasing α results in lower entropy values, indicating that the interaction parameter α effectively constrains the configurational degrees of freedom of the system. The entropy values are notably small and negative, on the order of 10^{-24} , which suggests the use of a relative entropy scale or a renormalized reference state. Fig.5(b), on the other hand, presents $S(\alpha)$ for fixed values of $\beta = 0.2, 0.5$, and 1.0 . In this case, entropy increases significantly with α , particularly at lower β (i.e., higher temperatures), reflecting a regime where interaction strength enhances rather than suppresses entropy. This seemingly contrasting trend can be interpreted as a reflection of the dual influence of α and β : at high thermal energies, increasing α may broaden the distribution of accessible states, thus increasing entropy. Overall, the results suggest that the entropy's dependence on α is temperature-sensitive and non-monotonic across thermal regimes. The smooth evolution and absence of singular behavior in both figures affirm the analytic nature of the underlying model and its suitability for controlled thermodynamic analysis.

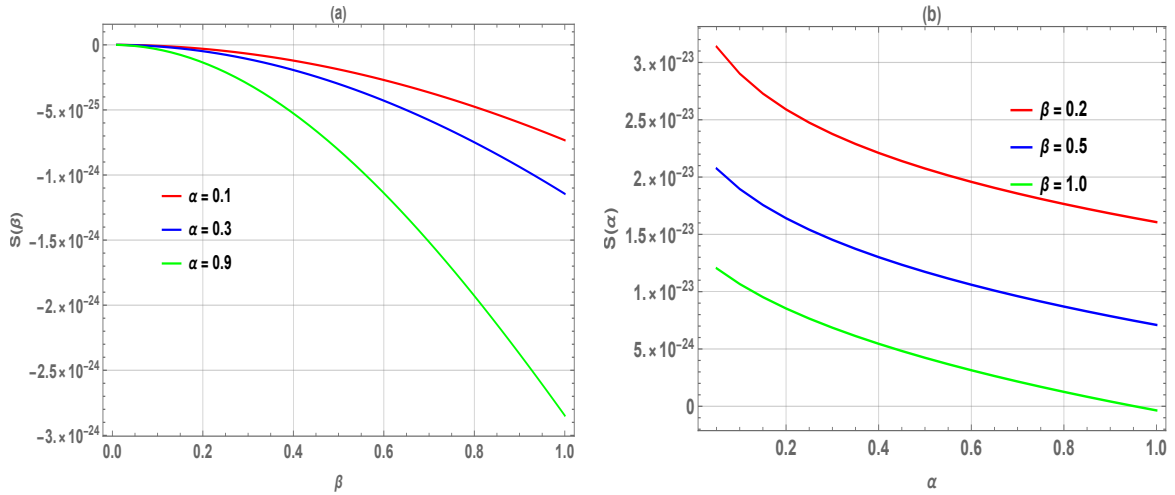


Figure 5: : (The left pane(a)), the entropy S is displayed as a function of Inverse temperature parameter β for various values of α , and (The right panel(b)), is displayed as a function of α , for various values of deformed parameter β .

The two Fig.6 offer a thermodynamic analysis of the Helmholtz free energy F , plotted respectively as a function of inverse temperature β and the interaction parameter α . In Fig.6(a), $F(\beta)$ is illustrated for three values of α : 0.1, 0.3, and 0.9. The free energy increases monotonically with β , which corresponds to decreasing temperature, reflecting the growing contribution of internal energy as thermal disorder subsides. For any fixed β , larger values of α yield lower values of F , indicating a stabilizing influence of this interaction parameter that reduces the system's overall thermodynamic potential. The behavior is smooth and nearly linear, suggesting an absence of abrupt transitions. In Fig.6(b), $F(\alpha)$ is shown for fixed values of $\beta = 0.2, 0.5$, and 1.0 . In contrast to Fig.6(a), the free energy here decreases as α increases, with curves exhibiting a quasi-linear descent whose steepness depends on the value of β . For lower β (higher temperatures), the free energy remains positive, while at higher β , F becomes negative for larger α , signifying a stronger stabilizing effect at lower temperatures. This dual representation reveals how the interplay between thermal energy and interaction strength governs the system's equilibrium configuration. The consistent monotonicity and smooth gradients in both graphs affirm the analytic and stable character of the model, indicative of a system that remains far from critical points within the explored parameter space.

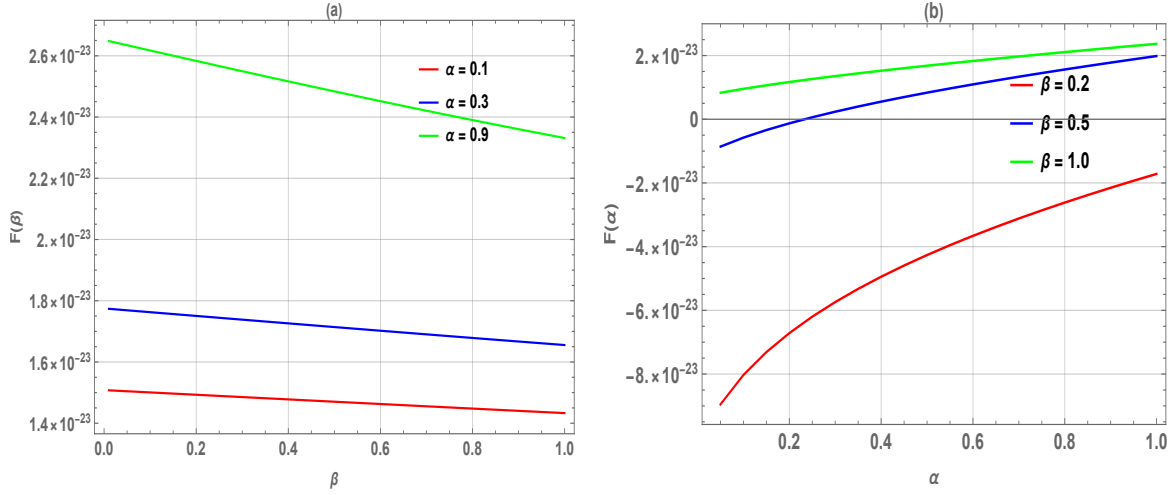


Figure 6: : (The left panel(a), the free energy F is displayed for various values of α as a function of Inverse temperature parameter β , and (The right panel(b), is displayed as a function of α , for various values of deformed parameter β .

Superstatistic properties

Figures Fig.7(a) and (b) illustrate the behavior of the supertatistic partition function Z_s as a function of the inverse temperature β and the deformation parameter α respectively. In Fig.7(b), Z_s decreases monotonically with increasing α , indicating that mass deformation reduces the number of accessible microstates by introducing geometric constraints. This suppression becomes more pronounced at higher β (i.e., lower temperatures). Fig.7(a) shows that Z_s increases with β , consistent with the thermal occupation of low-energy states, but this growth is significantly dampened for larger α . Overall, the results highlight that α acts as a superstatistical parameter that modulates thermal accessibility and energy-level sensitivity of the system.

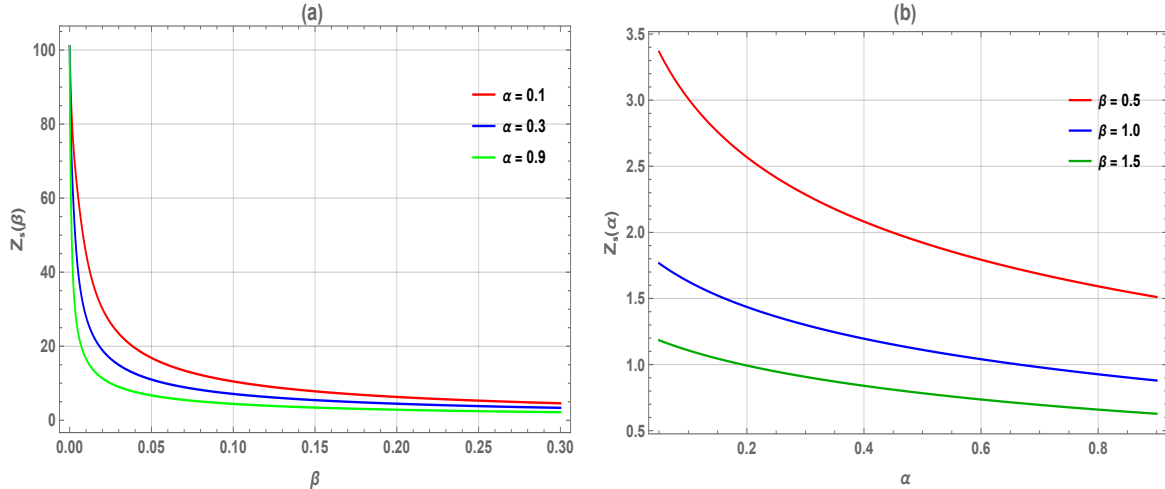


Figure 7: (The left panel(a), the superstatistical partition function Z_s is displayed as a function of Inverse temperature parameter β , for various and fixed values of α , and . (The right panel(b), this partition function Z_s is displayed as a function of α , for various values of parameter β which take tree values 0.5, 1.0 and 1.5

Fig.8(a) and (b) present the behavior of the superstatistical internal energy U_s as a function of the inverse temperature β and the deformation parameter α , respectively. In Fig.8(a), $U_s(\beta)$ decreases monotonically as β increases, consistent with the thermal depopulation of higher energy states at

lower temperatures. The magnitude of this decrease is more pronounced for lower α , showing that less deformed systems are more thermally responsive. In Fig.8(b), $U_s(\alpha)$ increases rapidly with α , especially at higher β , indicating that mass deformation leads to a steeper energy spectrum and higher excitation energy. This reveals that α enhances confinement and raises the overall energy cost to populate quantum states. These trends confirm the role of α as a structural control parameter influencing the thermodynamic rigidity of the system.

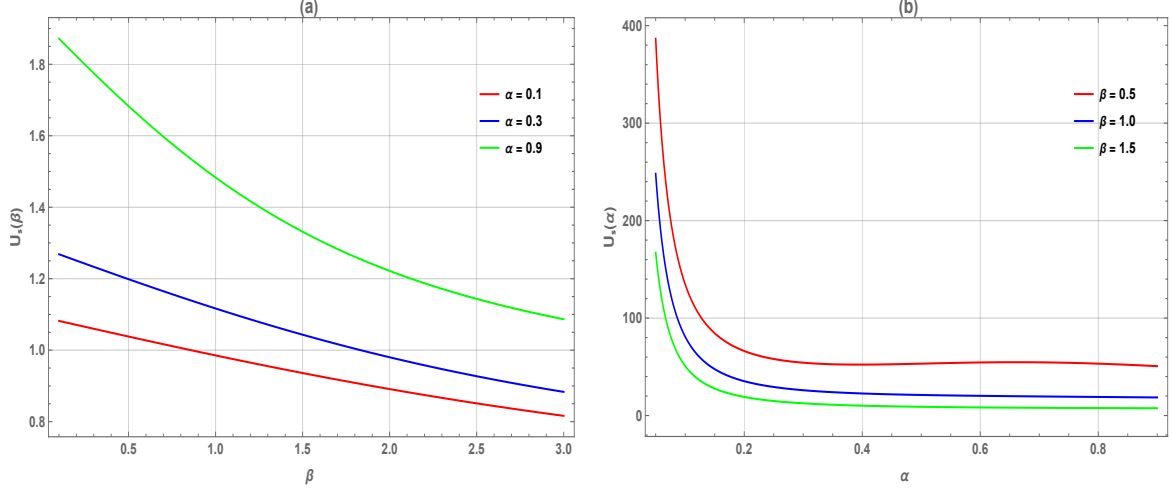


Figure 8: : (The left panel(a), the superstatistic mean energy U_s is displayed as a function of for various values of Inverse temperature parameter β , and . (The right panel(b) in a function of α , for various values of deformed parameter β .

The Fig.9(a) and (b) illustrate the dependence of the superstatistic entropy S_s on the inverse temperature β and the deformation parameter α , respectively. In Figure (a), S_s increases with β , reflecting the enhanced thermal population of energy levels and greater statistical disorder at lower temperatures. However, systems with higher α exhibit consistently lower entropy, suggesting that deformation suppresses the number of accessible microstates. Figure (b) shows that S_s decreases steadily as α increases, with this decline becoming sharper at higher values of β . This behavior indicates that mass deformation acts as an ordering mechanism, restricting phase space and limiting thermodynamic fluctuations. Overall, the results emphasize the role of α as a controlling parameter that reduces entropy, especially in low-temperature regimes.

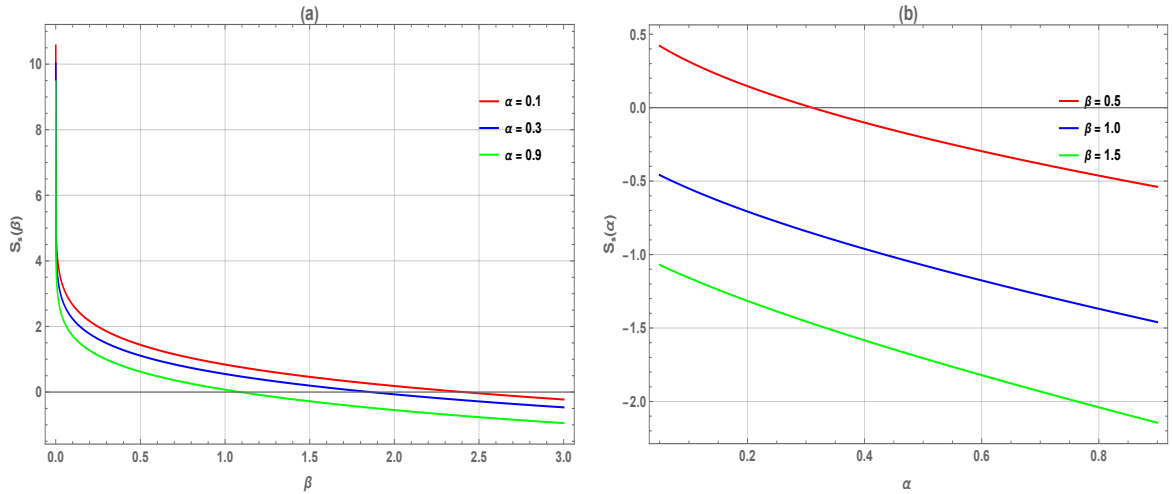


Figure 9: : (The left pane(a)), the superstatistic entropy S is displayed as a function of Inverse temperature parameter β for various values of α , and (The right panel(b), is displayed as a function of α , for various values of deformed parameter β .

In the Fig.10(a) and (b) display the variation of the superstatistic Helmholtz free energy F_s with respect to the inverse temperature β and the deformation parameter α . In Fig10(a), F_s decreases nonlinearly as β increases, becoming more negative, which is consistent with the system approaching its ground state energy at low temperatures. The rate of this decline is greater for lower values of α , indicating a stronger thermodynamic response in less deformed systems. In Fig.10(b), $F_s(\alpha)$ increases smoothly with α , particularly at higher β , showing that deformation tends to reduce the thermodynamic cost of maintaining equilibrium. The results highlight that deformation not only modifies the energy spectrum but also stabilizes the system thermodynamically. Overall, α softens the temperature dependence of free energy, acting as a structural regulator of equilibrium properties.

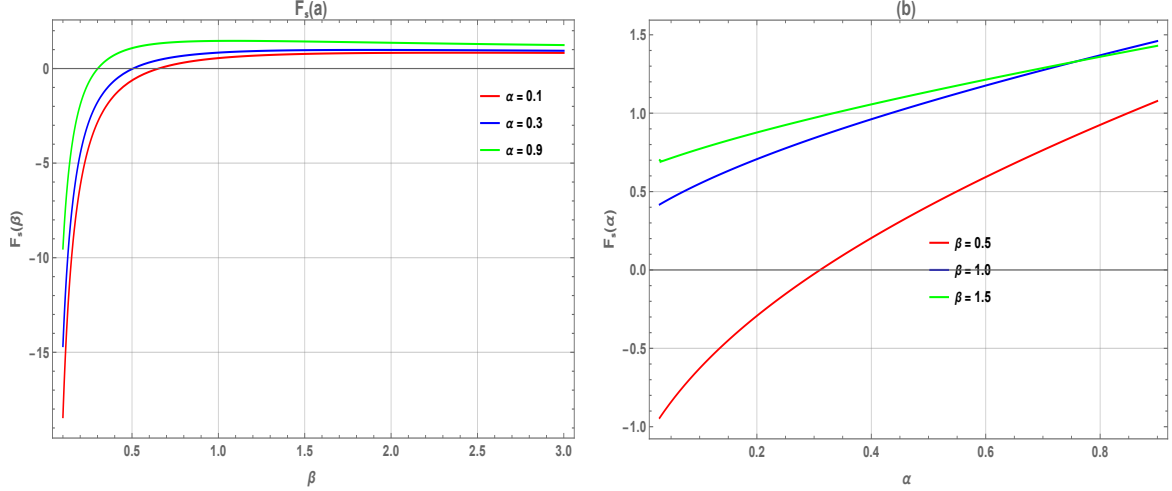


Figure 10: : (The left panel(a), the superstatistic free energy F is displayed for various values of α as a function of Inverse temperature parameter β , and (The right panel(b), is displayed as a function of α , for various values of deformed parameter β .

In the Fig.11(a) , $C_s(\beta)$ shows a smooth increase with the inverse temperature parameter β , saturating at large β , which is consistent with thermodynamic behavior under superstatistical regimes. This trend indicates enhanced energy fluctuations at intermediate β , often associated with metastable or transition regions. In contrast, Fig.11(b) shows that $C_s(\alpha)$ decreases monotonically with increasing position-dependent mass parameter α , for all fixed values of β . This behavior suggests that greater spatial variation in mass inhibits thermal excitations, thus lowering the specific heat. These observations are consistent with prior studies on systems governed by position-dependent mass and generalized coherent states, where both temperature and mass modulation significantly influence thermal response and statistical properties.

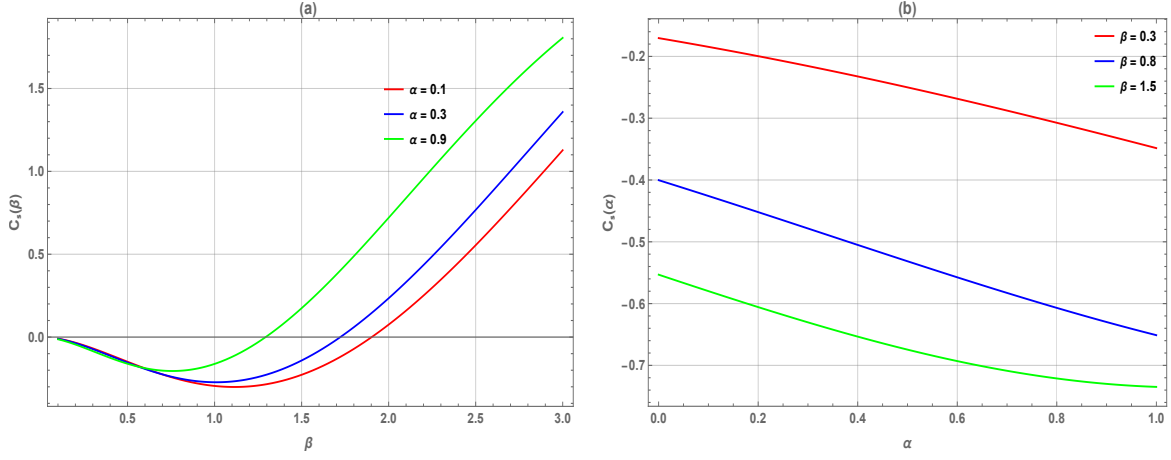


Figure 11: (The left panel(a), the superstatistic specific heat C_s is displayed as a function of for various values of Inverse temperature parameter β , and (The right panel(b), is displayed as a function of C_s , for various values of α for fixed deformed parameter β .

5 Conclusion

This work explores the thermodynamic and superstatistical properties of a harmonic oscillator with a position-dependent mass (PDM) under a quadratic deformation governed by a parameter α . By solving the deformed Schrödinger equation analytically, the authors derive energy spectra and Gazeau-Klauder coherent states, which are then used to compute thermodynamic quantities such as partition function $Z(\beta)$, mean energy $U(\beta)$, entropy $S(\beta)$, heat capacity $C(\beta)$, and free energy $F(\beta)$. The numerical analysis reveals that the deformation parameter α plays a key role in modulating thermal behavior: increasing α reduces entropy and specific heat, indicating stronger confinement and fewer accessible microstates. The results also show smooth, monotonic trends in all thermodynamic functions, suggesting the absence of critical behavior. Moreover, the superstatistical framework enhances the understanding of thermal fluctuations in systems with inhomogeneous structures, showing that α can be used as a tunable parameter to control quantum thermodynamic responses. These insights contribute meaningfully to the theoretical modeling of nanoscale systems and coherent quantum states in deformed environments.

Data Availability Statement

This manuscript has associated data in a data repository. [Authors' comment: All data included in this manuscript are available on request by contacting the corresponding author].

Declaration of competing interest

The authors declare that they have no known competing financial interests or personal relationships that could have appeared to influence the work reported in this paper.

Data availability

No data was used for the research described in the article.

Acknowledgments

We acknowledges LMT for useful discussions.

References

- [1] G. Bastard, Wave Mechanics Applied to Semiconductors, Les Editions de Physique, CNRS (1988).
- [2] O. Von Roos, H. Mavromatis, Position-dependent effective masses in semiconductor theory. II, Phys. Rev. B 31 (1985) 2294.
- [3] L.I. Serra and E. Lipparini, Spin response of unpolarized quantum dots, Europhys. Lett 40, 667 (1997).
- [4] P. Harrison, Quantum Wells, Wires and Dots : Quantum Wells, Wires and Dots: Theoretical and Computational Physics of Semiconductor Nanostructures (John Wiley and Sons, 2000).
- [5] L. Smith and C. Mailhot, Theory of semiconductor superlattice electronic structure, Rev. Mod. Phys. **62**, 173 (1990).
- [6] O. Von Roos, Position-dependent effective masses in semiconductor theory, Phys. Rev. B 27 (1983) 7547.
- [7] R.A. Morrow, Establishment of an effective-mass Hamiltonian for abrupt heterojunctions, Phys. Rev. B 35 (1987), 074.
- [8] W. Trzeciakowski and M. Gurioli, Electric-field effects in semiconductor quantum wells, Phys. Rev. B, 44(1991)3880.
- [9] A. Schulze-Halberg, “Darboux Transformations for Effective Mass Schrodinger Equations with Energy-Dependent Potentials,” International Journal of Modern Physics A, Vol. 23, No. 3-4, 2008, p. 537. doi:10.1142/S0217751X0803807X.
- [10] C. Tezcan and R. Sever, A General Approach for the Exact Solution of the Schrödinger Equation, J. Math. Chem. 42(2007) 387.
- [11] S. Meyur, S. Maji, S. Debnath, Analytical Solution of the Schrödinger Equation with Spatially Varying Effective Mass for Generalised Hylleraas Potential, Adv. High Ener. Phys. (7) (2014) ID952597.
- [12] B. Gonul, B. Gonul, D. Tutco, O. Ozer, Supersymmetric Approach to Exactly Solvable Systems with Position-Dependent Effective Masses, Mod. Phys. Lett. A 17 (2002) 2057.
- [13] C. Quesne, B. Bagchi, A. Banerjee and V. M. Tkachuk, Hamiltonians with Position-Dependent Mass, Deformations and Supersymmetry, Bul. J. Phys. 33 (2006) 308.
- [14] J.J. Pena, J. Morales, E. Zamora-Gallardo, J. García-Ravelo, Exactly solvable Schrödinger equations with a position-dependent mass: Null potential, Int. J. Quant. Chem. 100 (2004) 957.
- [15] S.C.Y. Cruz, O. Rosas-Ortiz, Position Dependent Mass Oscillators and Coherent States, J. Phys. Math. Theor. 42 (2009) 185205.
- [16] J. Yu, S.-H. Dong, Exactly solvable potentials for the Schrödinger equation with spatially dependent mass, Phys. Lett. A 325 (2004) 194.
- [17] L. Lawson, Position-dependent mass in strong quantum gravitational background fields, J. Phys. A: Math. Theor. 55, 105303 (2022).
- [18] L. Lawson, Minimal and maximal lengths of quantum gravity from non-hermitian position-dependent noncommutativity, Scientific Reports **12**, 20650 (2022).
- [19] L. Lawson, K. Amouzouvi, K. Sodoga, K. Beltako, Position-dependent mass from noncommutativity and its statistical descriptions, IJGMP, 21, 2450137 (2024).
- [20] L. Lawson, P. Osei, Gazeau-Klauder coherent states in position-deformed Heisenberg algebra, Journal of Physics Communications, 6, 085016 (2022).

- [21] R. Costa Filho, M. Almeida, G. Farias, J. Andrade, Displacement operator for quantum systems with position-dependent mass, *Phys. Rev. A* 84, 050102 (2011).
- [22] K. Ullah, H. Ullah, Enhanced optomechanically induced transparency and slow/fast light in a position-dependent mass optomechanics, *Eur. Phys. J. D* , 74, 197 (2020).
- [23] S. Mazharimousavi, Revisiting the displacement operator for quantum systems with position-dependent mass, *Phys Rev A*, 85, 034102 (2012).
- [24] N. Amir and S. Iqba, Coherent states of position-dependent mass trapped in an infinite square well, *J. Math. Phys.* 61, 082102 (2020).
- [25] G. Bruno da Costa and Ernesto P. Borges, A position-dependent mass harmonic oscillator and deformed space , *J. Math. Phys.* 59, 042101 (2018).
- [26] M. Rego-Monteiro and F. Nobre, Classical field theory for a non-Hermitian Schrödinger equation with position-dependent masses, *Phys Rev A* 88 88, 032105 (2013).
- [27] Ikot, A.N., Okon, I.B., Okorie, U.S. et al. Exact solutions of position-dependent mass Schrödinger equation with pseudoharmonic oscillator and its thermal properties using extended Nikiforov–Uvarov method. *Z. Angew. Math. Phys.* 75, 18 (2024). <https://doi.org/10.1007/s00033-023-02150-2>.
- [28] R. Khordad. Thermodynamical properties of triangular quantum wires: entropy, specific heat, and internal energy. *Continuum Mech. Thermodyn.* DOI 10.1007/s00161-015-0429-2 .
- [29] S. H.Dong , W.H. Huang, P. Sedaghatnia and J. Hassanabadi, Exact solutions to generalized Dunkl oscillator and its thermodynamic properties, *Res. Phys.* 34 (2022) 105294.
- [30] E. P. Inyang, E. S. William, E. Omugbe, E. P. Inyang, E. A. Ibanga, F. Ayedun, I. O. Akpan, and J. E. Ntibi. Application of Eckart-Hellmann potential to study selected diatomic molecules using Nikiforov-Uvarov-Functional analysis method. *Revista Mexicana de Física* 68 (2022) 020401.
- [31] S. Iqbal, Quantum Dynamical Recurrences in Position-Dependent Mass Systems, *J. Rus. Laser Res.* 43(2022)96.
- [32] R.A. El-Nabulsi, A new approach to the schrodinger equation with position-dependent mass and its implications in quantum dots and semiconductors, *J. Phys.and Chem. Solids*, 140 (2020) 109384.
- [33] Amir Naila and Iqbal Shahid, Exact Solutions of Schrödinger Equation for the Position-Dependent Effective Mass Harmonic Oscillator, *Commun. Theor. Phys.* (2014) 62 790.
- [34] Daniel Sabi Takou and Assimio Yaraou Mora and Ibrahim Nonkané and Latévi M. Lawson and Gabriel Y. H. Avossevou, Gazeau-Klauder coherent states for a harmonic position-dependent mass, eprint:2503.23043 arXiv quant-ph <https://arxiv.org/abs/2503.23043>.
- [35] Omar Mustafa and S. Habib Mazharimousavi, A singular position-dependent mass particle in an infinite potential well, *Physics Letters A*, 373 (2008) 325-327 <https://api.semanticscholar.org/CorpusID:18033453>.
- [36] Ikot, A. N., Okon, I. B., Okorie, U. S., Omugbe, E., Abdel-Aty, A., Obagboye, L. F., ... and Qadir, K. W. (2023). Exact solutions of position dependent mass schrodinger equation with pseudoharmonic oscillator and its thermal properties using extended nikiforov-uvarov method.. <https://doi.org/10.21203/rs.3.rs-2659340/v1>.
- [37] H. Hassanabadi and M. Hosseinpoura, Thermodynamic properties of neutral particle in the presence of topological defects in magnetic cosmic string background. *Eur. Phys. J. C* 76 (2016) 553.
- [38] X-L. Peng, R. Jiang, C-S. Jia, L-H. Zhang and Y-L. Zhao. Gibbs free energy of gaseous phosphorus dimer. *Chem. Engr. Science* 190 (2018) 122.

- [39] C-S. Jia, C-W. Wang, L-H. Zhang, X-L. Peng, R. Zeng and X-T. You. Partition function of improved Tietz oscillators. *Chem. Phys. Lett.* 676 (2017) 150.
- [40] C-S. Jia, L-H. Zhang, X-L. Peng, J-X. Luo, Y-L. Zhao, J-Y. Liu, J-J. Guo and L-D. Tang, Prediction of entropy and Gibbs free energy for nitrogen, *Chemical Engineering Science* 202 (2019) 70–74.
- [41] R. Jiang, C-S. Jia, Y-Q. Wang, X-L. Peng and L-H. Zhang, Prediction of Gibbs free energy for the gases Cl₂, Br₂, and HCl. *Chemical Physics Letters* 726 (2019) 83-86.
- [42] C. Beck, Superstatistics: theory and application, *Contin. Mech. Thermod.* 16, 293, (2004).
- [43] C. Beck, “Superstatistics: theory and applications,” *Continuum Mechanics and Thermodynamics*, vol. 16, no. 3, pp. 293–304, 2004.
- [44] C. O. Edet, P. O. Amadi, U. S. Okorie, A. Tas, A. N. Ikot, and G. Rampho, Superstatistics of Schrödinger equation with pseudo-harmonic potential in external magnetic and Aharanov-Bohm fields, *Revis. Mexic. de fisca.* 66, 824, (2020).
- [45] C. Beck and E. G. Cohen, “Superstatistics,” *Physica A*, vol. 322, pp. 267–275, 2003.
- [46] A.N. Ikot ,U.S. Okorie, G. Osobonye,P.O. Amadi ,C.O. Edet, M.J. Sithole, G.J. Rampho , Superstatistics of Schrödinger equation with pseudo-harmonic potential in external magnetic and Aharanov-Bohm fields,R. Sever, *Heliyon* 6 (2020) e03738 .
- [47] C. O. Edet, P. O. Amadi, U. S. Okorie, A. Tas, A. N. Ikot, and G. Rampho, “Solutions of Schrodinger equation and thermal properties of generalized trigonometric Poschl-Teller potential,” *Revista Mexicana defisca*, vol. 66, pp. 824–839, 2020.
- [48] S. Sargolzaeipor, H. Hassanabadi,W.S. Chung, q-deformed superstatistics of the Schrödinger equation in commutative and noncommutative spaces with magnetic field, *Eur. Phys. J. Plus* 133 (2018)5.