

Structural and Bonding Insights into $B_8Cu_3^-$ Clusters: A DFT Study

P. L. Rodríguez-Kessler^{1,*}

¹*Centro de Investigaciones en Óptica A.C., Loma del Bosque 115,
Lomas del Campestre, Leon, 37150, Guanajuato, Mexico*

(Dated: June 17, 2025)

In this study, we employ density functional theory (DFT) to investigate the structural and electronic properties of $B_8Cu_3^-$ clusters—boron-based frameworks doped with three copper atoms. The results indicate that the lowest-energy structure features a vertical Cu_3 triangle supported on a B_8 wheel geometry, whereas the horizontally supported configuration is 3.0 (5.6) kcal/mol higher in energy at the PBE0 (ω B97X) functional. Electron localization function (ELF) and Mulliken population analyses reveal that the most stable isomer exhibits strong Cu–B interactions and significant electron delocalization, which contribute to its enhanced stability. Localized orbital locator (LOL) maps further support this finding by showing pronounced electron localization around the Cu_3 unit in the more stable structure. These insights highlight the possible role of Cu-centered multicenter bonding in stabilizing boron-based nanoclusters.

I. INTRODUCTION

Boron clusters remain a focal point of research owing to their exceptional structural versatility and unconventional bonding, which set them apart from their carbon-based counterparts. Incorporating transition or rare-earth metals into these clusters has expanded the possibilities for engineering advanced nanomaterials with customized functionalities.[1–3] Notably, metal-doped boron clusters display intriguing electronic and geometric features, including planar aromaticity and metal-centered coordination frameworks.[4–6] Of particular interest are inverse sandwich configurations—structures in which two or more metal atoms are positioned between boron rings—due to their pronounced stability and promising implications for materials science applications.

While research on boron clusters doped with two metal atoms (B_7M_2 systems) has revealed intriguing structural and electronic properties, particularly with inverse sandwich configurations,[7–12] studies specifically focused on B_8M_3 clusters remain limited. In a recent study, a boron-based composite cluster, $B_8Al_3^+$, doped with three aluminum atoms, was found to have a global minimum structure comprising three layers: an Al_2 unit, a B_8 ring, and a fluxional isolated Al atom, as revealed by BOMD simulations. This provides a new example of dynamic structural fluxionality in B_8M_3 systems.[13]

Copper–boron systems have attracted significant attention due to their unique electronic and catalytic properties. These systems show promise for applications in nanotechnology, catalysis, and the development of advanced functional materials with tailored electronic and magnetic behaviors. Despite the growing interest in boron-containing compounds, this study focuses on exploring the properties of B_7Cu_3 clusters—a boron framework doped with three copper atoms—to investigate

their structural preferences using density functional theory (DFT).

Although several bonding motifs are conceivable for this system, our comprehensive structural search identifies the Cu_3 -supported- B_8 configuration as the global minimum. To further characterize these structures, we analyze their electron localization functions (ELFs) and localized orbital locator (LOL) maps, offering deeper insights into their bonding nature and overall stability. The information presented in this preprint forms a foundation for future studies on the potential applications of these clusters.[14, 15]

II. COMPUTATIONAL DETAILS

All calculations in this study were performed using density functional theory (DFT) as implemented in the ORCA 6.0.0 software package.[16] The exchange–correlation energy was treated with the PBE0 hybrid functional in combination with the Def2-TZVP basis set.[17, 18] Geometry optimizations were carried out via a self-consistent Quasi-Newton approach employing the BFGS algorithm. A TightSCF convergence criterion was applied, corresponding to a total energy change threshold of $1.0e^{-08}$ Eh and a one-electron integral threshold of $2.5e^{-11}$ Eh. Van der Waals interactions were accounted for using Grimme’s DFT-D3(BJ) empirical dispersion correction. The ELF and LOL functions were calculated and visualized using the Multiwfn program.[19]

III. RESULTS

The most stable structures of $B_8Cu_3^-$ clusters are identified using a modified basin-hopping (MBH) structure search method, following approaches described in previous works.[20, 21] Eight initial structures are randomly perturbed multiple times and subjected to the Metropolis criterion until hundred structures are selected. These

* plkessler@cio.mx

structures are then evaluated through single-point energy calculations and ranked accordingly. The lowest-energy configurations are fully optimized and used to seed the next generation. The MBH method enhances standard random perturbations by incorporating random exchanges of atomic species, enabling a more efficient exploration of the potential energy surface of binary alloys.

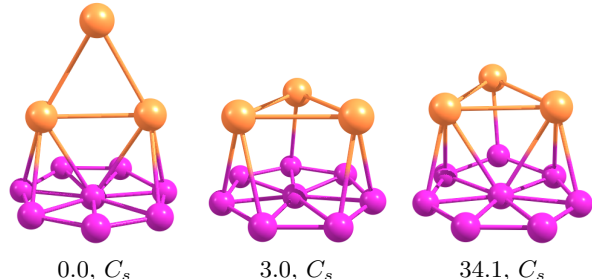


FIG. 1. Lowest energy structures for $B_8Cu_3^-$ clusters. For each structure, the relative energy (in kcal/mol) is given.

The results reveal that the lowest-energy structure of the $B_8Cu_3^-$ cluster corresponds to a vertical Cu_3 triangle supported on a B_8 wheel-like geometry (**8M3.1**) in the singlet state. Similar classes of boron wheel structures have been previously reported.[21–23] The next lowest-energy isomer (**8M3.2**) adopts a comparable arrangement but with a horizontal Cu_3 unit atop the B_8 ring, and lies 3.0 kcal/mol higher in energy. Another isomer, **8M3.3**, is also similar but has the Cu_3 motif displaced from the central site (Figure 1). Moreover, the results are further confirmed using the $\omega B97x-D3/Def2-TZVP$ level, which showed the same trend but in a more pronounced manner, helping to validate our findings (see Table I).

TABLE I. Relative energies (in kcal/mol) of the lowest energy structures of $B_8Cu_3^-$ clusters computed at different DFT levels. For each functional, the most stable configuration is specified (*). The clusters are labeled by the **nM3.y** notation, where **n** is the number of boron atoms, **M3** denotes three Cu atoms, and **y** stands for the isomer number.[24–27]

Label	m	PBE0/Def2-TZVP	$\omega B97X-D3/Def2-TZVP$
8M3.1	1	0.0*	0.0*
8M3.2	1	3.0	5.6
8M3.3	1	34.1	16.0

To gain insight into the bonding stability of the clusters, we evaluated the electron localization function (ELF) analysis of the clusters, which, provides valuable insights into the electronic structure and stability of the isomers,[28–30] as depicted in Figure 2. The electron localization function (ELF) plots for the two $B_8Cu_3^-$ isomers provide insight into the nature of bonding and electron delocalization in these clusters. In the most stable isomer (first image), the ELF indicates a significant localization between the Cu atoms and the B_8 wheel, particularly along the vertical Cu_3 triangle, suggesting strong

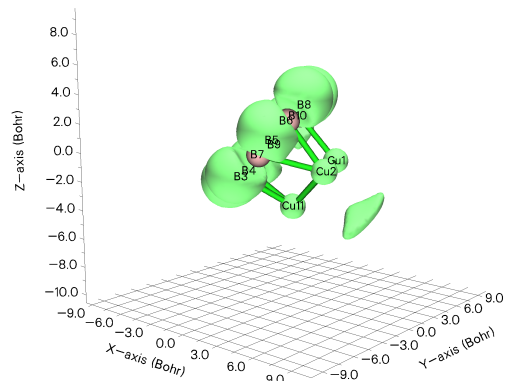
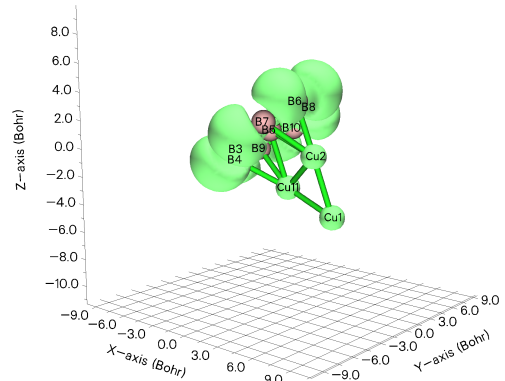


FIG. 2. Electron localization function (ELF) isosurfaces (0.70 a.u.) for two isomers of the $B_8Cu_3^-$ cluster. (Top) The most stable isomer (**8M3.1**) shows a vertical Cu_3 triangle strongly interacting with the B_8 wheel. (Bottom) A higher-energy isomer (**8M3.2**) with a horizontal Cu_3 arrangement exhibits weaker Cu–B interactions and less localized electron density between Cu and B atoms.

Cu–B interactions and possibly multicenter bonding that stabilizes the structure. The electron density appears to be more evenly distributed around the B atoms, consistent with a delocalized aromatic-type bonding within the boron wheel. In contrast, the second isomer (second image), which features a horizontal Cu_3 motif, shows less pronounced ELF features between Cu atoms and the B_8 core, and the localization appears more fragmented. This suggests weaker Cu–B interactions and possibly reduced electronic delocalization compared to the first isomer, which correlates with its higher energy and lower stability. Overall, the ELF analysis reinforces the structural preference for a vertically aligned Cu_3 motif interacting

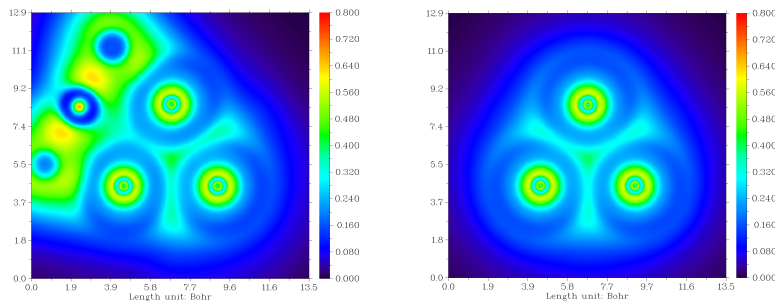


FIG. 3. Localized Orbital Locator (LOL) maps for the **8M3.1** and **8M3.2** isomers calculated at the PBE0/Def2TZVP level. The color scale indicates the degree of electron localization, with red denoting high localization and blue indicating low localization.

TABLE II. Mulliken population analysis of the most stable $B_8Cu_3^-$ clusters.

Atom	8M3.1		8M3.2	
	Pop.	Charge	Pop.	Charge
1(Cu)	29.305	-0.305	29.196	-0.196
2(Cu)	29.148	-0.148	29.202	-0.202
3(B)	5.131	-0.131	5.024	-0.024
4(B)	5.218	-0.218	4.930	0.069
5(B)	4.529	0.470	5.235	-0.235
6(B)	4.939	0.060	4.910	0.089
7(B)	5.218	-0.218	5.090	-0.090
8(B)	5.221	-0.221	5.141	-0.141
9(B)	4.903	0.096	5.145	-0.145
10(B)	5.238	-0.238	4.920	0.079
11(Cu)	29.144	-0.144	29.204	-0.204

effectively with the delocalized B_8 framework.

The Mulliken population analysis presented in Table II provides insights into the electronic structure and charge distribution of the two most stable $B_8Cu_3^-$ isomers. For the lowest-energy isomer, **8M3.1**, the Cu atoms exhibit more negative Mulliken charges (e.g., -0.305 for Cu1) compared to those in **8M3.2**, indicating a greater degree of electron density localization on the copper centers. In contrast, the B atoms in **8M3.1** show a more polarized distribution, with some atoms (e.g., B5) acquiring significant positive charge ($+0.470$), suggesting localized electron depletion likely due to bonding interactions with the Cu triangle. This pronounced charge separation may contribute to the enhanced thermodynamic stability of **8M3.1**. Meanwhile, the more uniform and less extreme charge distribution in **8M3.2** implies weaker or more delocalized interactions, consistent with its slightly higher energy (3.0 kcal/mol above **8M3.1**). Overall, the charge analysis supports the conclusion that stronger and more directed Cu–B interactions in **8M3.1** play a key role in stabilizing this isomer.

Moreover, the localized orbital locator (LOL) function

calculated via density functional theory (DFT) for the most stable $B_8Cu_3^-$ cluster isomers, are shown in Figure 3. The LOL function provides a spatial visualization of electron localization, which is valuable for understanding the bonding characteristics within the cluster. It reveals key insights into the bonding nature of two $B_8Cu_3^-$ cluster isomers, with a focus on the Cu_3 trimer region. In the most stable isomer, the LOL map displays pronounced regions of electron localization around the Cu atoms and between Cu and adjacent B atoms, indicating strong, well-defined bonding interactions. In contrast, the less stable isomer shows a more diffuse distribution of electron density and weaker localization within the Cu_3 unit, suggesting diminished bonding strength. These differences in electron localization directly correlate with the relative stabilities of the two structures and highlight the role of Cu_3 -centered bonding in stabilizing the cluster. These results provide a comprehensive understanding of the bonding and stability mechanisms in $B_8Cu_3^-$ clusters, offering valuable insights for the design of novel boron-based materials and transition metal-doped nanostructures.[31]

IV. CONCLUSIONS

In summary, our DFT investigation of $B_8Cu_3^-$ clusters reveals that the most stable isomer adopts a vertical Cu_3 triangle configuration supported by a B_8 wheel, significantly lower in energy than the horizontal counterpart. The combined analyses of the electron localization function (ELF), Mulliken population, and localized orbital locator (LOL) confirm strong Cu–B interactions and enhanced electron delocalization in the most stable structure. These features point to the presence of possible multicenter bonding, particularly involving the Cu_3 unit, as a key stabilizing factor. This study provides fundamental insights into the electronic structure and bonding mechanisms of boron–copper nanoclusters, offering guidance for the rational design of stable, transition-metal-doped boron-based materials.

V. ACKNOWLEDGMENTS

P.L.R.-K. would like to thank the support of CIMAT Supercomputing Laboratories of Guanajuato and Puerto Interior.

-
- [1] Wan-Lu Li, Tian Jian, Xin Chen, Hai-Ru Li, Teng-Teng Chen, Xue-Mei Luo, Si-Dian Li, Jun Li, and Lai-Sheng Wang. Observation of a metal-centered $B_2-Ta@B_{18}^-$ tubular molecular rotor and a perfect $Ta@B_{20}^-$ boron drum with the record coordination number of twenty. *Chem. Commun.*, 53:1587–1590, 2017.
- [2] Mengxue Ren, Siyu Jin, Donghe Wei, Yuanyuan Jin, Yonghong Tian, Cheng Lu, and Gennady L. Gutsev. NbB_{12}^- : a new member of half-sandwich type doped boron clusters with high stability. *Phys. Chem. Chem. Phys.*, 21:21746–21752, 2019.
- [3] Cheng-Gang Li, Zi-Gang Shen, Jie Zhang, Ying-Qi Cui, Jing-Jie Li, Hui-Yang Xue, Hong-Fei Li, Bao-Zeng Ren, and Yan-Fei Hu. Analysis of the structures, stabilities and electronic properties of MB_{16}^- ($M = V, Cr, Mn, Fe, Co, Ni$) clusters and assemblies. *New J. Chem.*, 44:5109–5119, 2020.
- [4] Bo Le Chen, Wei Guo Sun, Xiao Yu Kuang, Cheng Lu, Xin Xin Xia, Hong Xiao Shi, and George Maroulis. Structural Stability and Evolution of Medium-Sized Tantalum-Doped Boron Clusters: A Half-Sandwich-Structured TaB_{12}^- Cluster. *Inorganic Chemistry*, 57(1):343–350, 2018.
- [5] Cheng Lu, Weiguang Gong, Quan Li, and Changfeng Chen. Elucidating Stress-Strain Relations of ZrB_{12} from First-Principles Studies. *The Journal of Physical Chemistry Letters*, 11(21):9165–9170, 2020.
- [6] Siyu Jin, Weiguo Sun, Bole Chen, Xiaoyu Kuang, Haiyan Lu, and Cheng Lu. Insights into the Structures and Bonding of Medium-Sized Cerium-Doped Boron Clusters. *The Journal of Physical Chemistry A*, 125(19):4126–4132, 2021.
- [7] Zhong-hua Cui, Chen Chen, Qing Wang, Lili Zhao, Meng-hui Wang, and Yi-hong Ding. Inverse sandwich complexes of $B_7M_2^-$, B_8M_2 , and $B_9M_2^+$ ($M = Zr, Hf$): the nonclassical M-M bonds embedded in monocyclic boron rings. *New J. Chem.*, 44:17705–17713, 2020.
- [8] Rodríguez-Kessler, Peter L. and Muñoz-Castro, Alvaro. Al_2B_7 . An Extension to the Inverse Sandwich B_9 Cluster Featuring Lewis Acid Sites And Planar Aromaticity. *Phys. Chem. Chem. Phys.*, 2025. *in press*.
- [9] Anton S. Pozdeev, Wei-Jia Chen, Maksim Kulichenko, Hyun Wook Choi, Alexander I. Boldyrev, and Lai-Sheng Wang. On the structures and bonding of copper boride nanoclusters, $Cu_2B_x^-$ ($x = 5-7$). *Solid State Sciences*, 142:107248, 2023.
- [10] P.L. Rodríguez-Kessler and Alvaro Muñoz-Castro. Structure search for B_7Cr_2 clusters: Inverse sandwich structure for the global minimum. *Polyhedron*, 273:117486, 2025.
- [11] Peng-Fei Han, Qiang Sun, and Hua-Jin Zhai. Boron-Based Inverse Sandwich $V_2B_7^-$ Cluster: Double π/σ Aromaticity, Metal-Metal Bonding, and Chemical Analogy to Planar Hypercoordinate Molecular Wheels. *Molecules*, 28(12), 2023.
- [12] P. L. Rodríguez-Kessler. Inverse Sandwich Geometry and Stability of B_7Y_2 Clusters: A DFT Study, 2025. arXiv, preprint, DOI: 10.48550/arXiv.2504.19303.
- [13] Shu-Juan Gao and Tan-Lai Yu. Chemical Bonding and Dynamic Structural Fluxionality of a Boron-Based $B_8Al_3^+$ Cluster. *Molecules*, 29(24), 2024.
- [14] David Olalde-López, P.L. Rodríguez-Kessler, Salomón Rodríguez-Carrera, and A. Muñoz-Castro. Hydrogen storage properties for bimetallic doped boron clusters M_2B_7 ($M=Fe, Co, Ni$). *International Journal of Hydrogen Energy*, 107:419–425, 2025.
- [15] Peter L. Rodríguez-Kessler, Adán R. Rodríguez-Domínguez, Desmond MacLeod-Carey, and Alvaro Muñoz-Castro. Exploring the Size-Dependent Hydrogen Storage Property on Ti-Doped Bn Clusters by Diatomic Deposition: Temperature Controlled H_2 Release. *Advanced Theory and Simulations*, 4(7):2100043, 2021.
- [16] Frank Neese, Frank Wennmohs, Ute Becker, and Christoph Riplinger. The ORCA quantum chemistry program package. *The Journal of Chemical Physics*, 152(22):224108, 06 2020.
- [17] Carlo Adamo and Vincenzo Barone. Toward reliable density functional methods without adjustable parameters: The PBE0 model. *The Journal of Chemical Physics*, 110(13):6158–6170, 04 1999.
- [18] Florian Weigend and Reinhart Ahlrichs. Balanced basis sets of split valence, triple zeta valence and quadruple zeta valence quality for H to Rn: Design and assessment of accuracy. *Phys. Chem. Chem. Phys.*, 7:3297–3305, 2005.
- [19] Tian Lu and Feiwu Chen. Multiwfn: A multifunctional wavefunction analyzer. *Journal of Computational Chemistry*, 33(5):580–592, 2012.
- [20] Peter L. Rodríguez-Kessler, Adán R. Rodríguez-Domínguez, and Alvaro Muñoz-Castro. Systematic cluster growth: a structure search method for transition metal clusters. *Phys. Chem. Chem. Phys.*, 23:4935–4943, 2021.
- [21] Peter L. Rodríguez-Kessler and Alvaro Muñoz-Castro. A Zn₂-supported B_7 wheel structure for the global minimum of the B_7Zn_2 cluster. *Phys. Chem. Chem. Phys.*, pages –, 2025.
- [22] Wei-Li Li, Constantin Romanescu, Zachary A. Piazza, and Lai-Sheng Wang. Geometrical requirements for transition-metal-centered aromatic boron wheels: the case of vb_{10} -. *Phys. Chem. Chem. Phys.*, 14:13663–13669, 2012.
- [23] Ravindra Shinde. Benchmarking Quantum Chemical Methods for Optical Absorption in Boron Wheels. *ACS Omega*, 1(4):578–585, 2016.
- [24] P. L. Rodríguez-Kessler. On the structures and stabilities of B_7Cr_2 clusters: A DFT study, 2024. arXiv, preprint, DOI: 10.48550/arXiv.2407.20498.

- [25] P. L. Rodríguez-Kessler. Vibrational and electronic properties of the B_7Al_2 cluster, 2024. arXiv, preprint, DOI: 10.48550/arXiv.2409.18165.
- [26] P. L. Rodríguez-Kessler. Vibrational and electronic properties of $Al_{12}M$ ($M=Cu, Zn$) clusters: DFT calculations, 2024. arXiv, preprint, DOI: 10.48550/arXiv.2408.16651.
- [27] P. L. Rodríguez-Kessler. Revisiting the Global Minimum Structure of the Pt_5V Cluster, 2024. arXiv, preprint, DOI: 10.48550/arXiv.2408.03537.
- [28] Long Van Duong and Minh Tho Nguyen. Silicon doped boron clusters: how to make stable ribbons? *Phys. Chem. Chem. Phys.*, 19:14913–14918, 2017.
- [29] Dang Thi Tuyet Mai, Hung Tan Pham, Nguyen Minh Tam, and Minh Tho Nguyen. Geometry and bonding of small binary boron-aluminum clusters B_nAl_n ($n=1-7$): Electron donation and interlocking aromaticity. *Chemical Physics Letters*, 714:87–93, 2019.
- [30] P. L. Rodríguez-Kessler. Stability and reactivity of double icosahedron $Ag_{17}M_2$ ($M=Ni, Cu, Zn$) clusters, 2025. arXiv, preprint, DOI: 10.48550/arXiv.2503.05585.
- [31] Peter L. Rodríguez-Kessler and Alvaro Muñoz-Castro. Structure search for transition metal clusters. Towards a rational understanding of their size-dependent properties. *Inorganica Chimica Acta*, 574:122376, 2025.