

PIM-malloc: A Fast and Scalable Dynamic Memory Allocator for Processing-In-Memory (PIM) Architectures

Dongjae Lee*
KAIST
Republic of Korea
dongjae.lee@kaist.ac.kr

Youngjin Kwon
KAIST
Republic of Korea
yjkwon@kaist.ac.kr

Bongjoon Hyun*
KAIST
Republic of Korea
bongjoon.hyun@gmail.com

Minsoo Rhu
KAIST
Republic of Korea
mrhu@kaist.ac.kr

Abstract

Dynamic memory allocation is essential in modern programming but remains under-supported in current PIM devices. In this work, we first conduct a design space exploration of PIM memory allocators, examining optimal metadata placement and management strategies. Building on these insights, we propose PIM-malloc, a fast and scalable allocator for real PIM hardware, improving allocation performance by 66×. We further enhance this design with a lightweight, per-PIM core hardware cache for dynamic allocation, achieving an additional 31% performance gain. Finally, we demonstrate the effectiveness of PIM-malloc using a dynamic graph update workload, achieving a 28× throughput increase.

1 Introduction

Recent years have seen renewed interest in Processing-In-Memory (PIM) architectures [3–5, 7, 13–16, 21, 22, 24, 26, 27, 30, 32, 34, 36, 37, 53, 55, 58–61, 65, 67, 70, 73, 77, 78, 85, 86, 88, 93, 95, 101, 105, 116–119, 122, 126, 128], with several commercial systems now available. Memory vendors offer *domain-specific* PIM solutions targeting application-specific compute primitives [57, 69, 74, 76, 79, 84, 106, 115], whereas UPMEM’s solution [28] provides a more flexible, *general-purpose* programming language that enables developers to write *any* parallel program for PIM execution. This high degree of programmability has spurred extensive research, broadening the reach of general-purpose PIM across diverse application domains [40, 41, 44–49, 51, 52, 54, 66, 89, 96, 97, 108, 109]. Given this landscape, this paper focuses on system software support, specifically dynamic memory allocation for commodity general-purpose PIM, a capability that remains insufficiently supported in current PIM devices. We observe that the following two properties of PIM pose unique challenges in designing a high-performance PIM memory allocator:

(Challenge #1: Explosion of memory address spaces to manage) Contemporary PIM systems are based on a *bank-level* PIM architecture, where each memory bank is paired with a dedicated PIM core [28]. While this design effectively

enhances overall memory bandwidth, each per-bank PIM core is limited to accessing only the data stored within its respective local DRAM bank. As a result, the PIM system must manage thousands of *distinct* memory address spaces distributed across all PIM cores. For instance, an UPMEM-PIM system with 2,560 PIM cores requires the management of 2,560 separate memory address spaces, each necessitating its own heap space and the corresponding metadata to track allocated data, e.g., allocated memory block size and free lists. Compared to CPUs and GPUs, which have only a *single* memory address space to manage, such “explosion” of address spaces in PIM systems poses unique challenges, as decisions must be made regarding *where* to store the thousands of sets of metadata for memory allocation (e.g., all in the centralized CPU memory vs. partitioned across each PIM core’s local memory, distributed across the overall system)

(Challenge #2: Wimpy PIM cores that execute the memory allocation algorithm) A typical PIM system contains a *heterogeneous* mix of CPU cores and PIM cores, each with its own local memory address space. CPU cores are designed using the latest performance-optimized logic process technology, allowing them to operate in the GHz frequency range with sophisticated microarchitectures that exploit instruction and data-level parallelism. In contrast, current-generation PIM cores are significantly less powerful because they are fabricated using a DRAM processing technology node, operating in the several hundreds of MHz range [28, 79, 84]. To compensate for the reduced performance of each PIM core, PIM systems integrate thousands of PIM cores to maximize throughput. This disparity in performance characteristics raises a critical question regarding *which processor* (e.g., CPU cores vs. PIM cores) is most optimal for executing the sophisticated memory allocation algorithm, as this choice impacts the speed of memory allocation.

Considering these critical design challenges, our first important contribution is a thorough examination and characterization of the design space of dynamic memory allocators for PIM. Based on this exploration, we design, implement, and evaluate a fast and scalable dynamic memory allocator for PIM architectures, which we henceforth refer to as

*Co-first authors who contributed equally to this research.

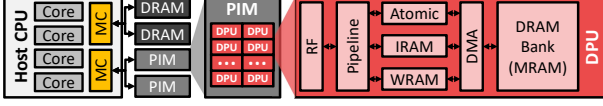


Figure 1. UPMEM-PIM hardware system overview.

PIM-malloc. Our PIM-malloc design comes in two different versions. The *software-only* PIM-malloc is designed to be executable on real-world, programmable PIM devices like UPMEM-PIM. Compared to a naively designed PIM memory allocator that does not consider the unique properties of PIM, our software-only PIM-malloc performs 66× faster with high scalability. We also present our *hardware/software co-designed* PIM-malloc, which provides further performance benefits on top of our software-only PIM-malloc. By allocating a small, per-PIM core hardware cache, our proposed PIM-malloc function is able to achieve an additional 31% performance improvement compared to our software-only PIM-malloc design. Overall, we believe that PIM-malloc¹ will serve as a foundation for future research, enabling PIM programmers to explore a broader spectrum of applications and unlock the full potential of general-purpose PIM.

2 Background

2.1 UPMEM-PIM: A Programmable PIM System

Hardware architecture. As depicted in Figure 1, UPMEM-PIM system comprises a host CPU connected to both standard DRAM and UPMEM-PIM modules via the memory bus. Each UPMEM-PIM module adheres to the DDR4-2400 [110] protocol and DIMM form factor, housing 128 DRAM Processing Units (DPUs) per DIMM module. The DPU itself is an in-order, 14-stage pipelined, RISC-based processor clocked at 350 MHz. These DPUs are tightly coupled with a 64 KB scratchpad memory (WRAM), 24 KB of instruction memory (IRAM), and a dedicated, local DRAM bank (MRAM). Leveraging fine-grained multithreading, each DPU supports the concurrent execution of up to 24 threads (termed “tasklets” by UPMEM). While the 24 threads can share access to a DPU’s local MRAM, WRAM, and IRAM, they are not able to address data located in other DPUs. In other words, a given DPU has its own *local* memory address space (i.e., each DPU’s local DRAM bank, its own WRAM and IRAM), rendering the overall PIM system to end up having N *distinct* memory address spaces managed independently across N different DPUs. This is in stark contrast to CPUs or GPUs where multiple CPU/GPU cores share a *single* memory address space (e.g., global memory in CUDA).

Software system and programming model. UPMEM-PIM programming model is based on the single-program multiple-data (SPMD) paradigm, requiring careful data partitioning across DPUs and threads. An LLVM [81, 120]-based

¹PIM-malloc will be open-sourced upon the acceptance of this work.

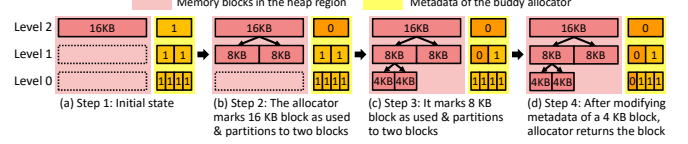


Figure 2. An example workflow of buddy allocator.

compiler toolchain facilitates the translation of UPMEM programs (written using a C-like programming language provided by UPMEM) into DPU machine code. UPMEM-PIM employs a co-processor model, reminiscent of NVIDIA’s CUDA [99], wherein a host CPU delegates memory-intensive tasks to the DPUs integrated within the memory subsystem. This architecture necessitates the development of two distinct binaries: one for the host CPU and another for the DPUs. The host CPU is in charge of DPU allocation, program binary distribution, data partitioning and transfer, initiation of PIM program execution, and retrieval of results. The UPMEM-PIM programming model is characterized by its *scratchpad-centric* memory architecture. This design requires the programmer to first explicitly transfer the working set from DRAM (MRAM) to the scratchpad (WRAM). Once the data is uploaded to the scratchpad, threads can access it using load/store instructions.

Dynamic memory allocation in UPMEM-PIM. UPMEM-PIM currently does not support dynamic memory allocation in its local DRAM bank (MRAM). To simplify programming, UPMEM-PIM offers a limited form of memory allocation in the 64 KB scratchpad memory (WRAM) using an API called `buddy_alloc()`. This function employs the *buddy allocation* algorithm [75] to enable dynamic allocation and deallocation of blocks with varying sizes. However, limiting memory allocation to such small 64 KB region significantly constrains programmability as well as user productivity.

2.2 Buddy Memory Allocation

The buddy allocation algorithm organizes memory in power-of-2 block sizes, allowing blocks to split or merge with *buddy* blocks when (de)allocating memory. It helps reduce fragmentation by consolidating free blocks of the same size, preserving large contiguous memory areas. The buddy allocator manages page-level allocations in the kernel, providing a foundation for other allocators (e.g., slab allocator [80]).

In memory allocators, *metadata* refers to the additional information stored alongside allocated memory blocks to help the allocator manage memory efficiently. This metadata tracks details about each memory block, such as its size and status (allocated or free). In the example workflow of the buddy memory allocator (Figure 2), a memory request is made for a 4 KB chunk while the buddy allocator manages a 16 KB memory pool. Since the 16 KB block exceeds the requested size, the allocator initially divides it into two equal buddies at level 2. It then selects one of these buddies (level 1,

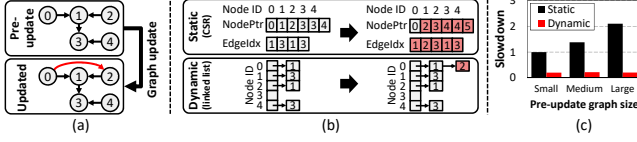


Figure 3. Illustration of (a) a dynamic graph update operation, (b) a comparison of how static and dynamic data structures are used to manage the graph update shown in (a), and (c) the performance slowdown (normalized to static/small) as the size of the pre-update graph is increased, from small to large, while the total number of newly added graph edges remains constant. All experiments are conducted on a real UPMEM-PIM device. The graph updates using dynamic data structures are implemented using our proposed PIM-malloc-SW APIs, discussed in detail in Section 4.1. The loc-gowalla [23] dataset is used to create the pre-update graph data.

Left) and further divides it into smaller blocks. This recursive division process continues until a 4 KB block is reached, meeting the requested memory size, and the allocator assigns one of the resulting buddies (level 0, Left).

To enable efficient division and merging of blocks, maintaining metadata is crucial in the buddy system as it indicates the allocation status of each memory block. The capacity of metadata depends on the total memory managed by the buddy allocator and the minimum allocation size. For instance, UPMEM-PIM’s `buddy_alloc()` manages a mere 32 KB of heap space in scratchpad, requiring less than 512 B of metadata. As the total memory pool increases or the minimum allocation size decreases, the number of blocks and metadata entries will grow significantly. For example, applying a vanilla buddy allocation algorithm to manage a PIM core’s 32 MB of per-bank DRAM heap space incurs 512 KB of metadata for each PIM core, amounting to more than 1 GB of metadata across the 2,560 PIM cores in the system.

3 Motivation

3.1 The Need for Dynamic Memory Allocators in PIM Architectures

Dynamic memory allocation is a fundamental component of modern programming, allowing flexible and efficient management of memory resources. However, current PIM programming models lack this critical functionality so employing dynamic data structures (i.e., those that can change their size at runtime, such as linked lists) remains highly challenging. Graph analytics, which is typically memory-bound and is well-suited for PIM [2, 11, 25, 94, 129, 132], serves as a compelling example. Most real-world graphs are dynamic and change its structure over time, so updating the graph data should not become a performance bottleneck. Existing CPU/GPU-based graph analytics frameworks mitigate such performance overhead by employing

dynamic data structures for high-performance graph updates [6, 8, 9, 29, 104, 124]. Unfortunately, current PIM devices do not adequately support dynamic memory allocation and therefore cannot utilize dynamic data structures. Consequently, developers must rely on static data structures, such as compressed sparse row (CSR), which is a fixed-size format that cannot be resized at runtime. This limitation introduces significant drawbacks, which we detail below using Figure 3.

(Programmability) Managing graph updates using static data structures requires cumbersome array operations. For example, adding a single edge from node 0 to node 2 (red arrow in Figure 3(a)) necessitates updating the entire `NodePtr` array after the first index (top of Figure 3(b)). Additionally, the `EdgeIdx` array must be resized and shifted. More critically, manual memory management and pointer manipulation—or, in some cases, rebuilding the entire array—place a significant burden on programmers. In contrast, a dynamic data structure would allow memory to be allocated solely for the new edges and connected via pointers (bottom of Figure 3(b)), eliminating labor-intensive updates and significantly improving programmer productivity.

(Performance) Figure 3(c) demonstrates how graph update performance changes as the size of the *pre-update graph* (the graph structure *before* the update, shown at the top of Figure 3(a)) increases (from small graphs to large graphs), while the total number of newly added graph edges remains fixed. When the pre-update graph is stored in a static CSR format, each edge insertion requires reorganizing the array, resulting in a worst-case time complexity proportional to the total size of the graph. In contrast, a dynamic data structure only requires updating the pointer variable that references the newly added data. As a result, the size of the pre-update graph has a negligible impact on graph update performance.

3.2 Design Considerations for Dynamic Memory Allocators in PIM

In this section, we seek to provide answers to the following **two fundamental questions** that highlight the unique design challenges of dynamic memory allocators for PIM.

Q1: Where should the metadata be stored? Modern PIM systems use a *bank-level* PIM architecture, where each DRAM bank is paired with its own dedicated PIM core. This setup significantly improves the aggregate memory bandwidth available to the PIM system but restricts each PIM core to accessing data only within its local DRAM bank. Consequently, the PIM system must manage thousands of *separate* memory address spaces across all PIM cores, meaning an independent set of metadata must be maintained for each address space. For instance, a UPMEM-PIM system with 2,560 PIM cores requires managing 2,560 independent address spaces, each with its own heap space and metadata for tracking allocated data. Unlike traditional CPUs and GPUs, which operate within a single address space, PIM systems

Table 1. Design space of PIM memory allocators.

Design strategy	Metadata storage location	Processor executing memory alloc. algorithm
Host-Metadata/ Host-Executed	(Centralized), host CPU memory	Tens of brawny CPU cores
Host-Metadata/ PIM-Executed	(Centralized) host CPU memory	Hundreds of wimpy PIM cores
PIM-Metadata/ Host-Executed	(Distributed) PIM memory	Tens of brawny CPU cores
PIM-Metadata/ PIM-Executed	(Distributed) PIM memory	Hundreds of wimpy PIM cores

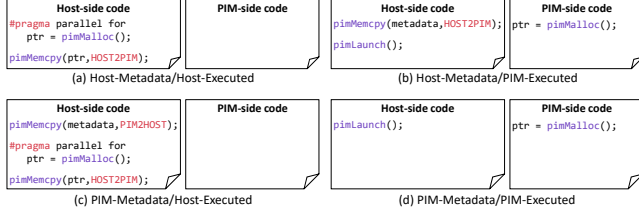


Figure 4. Pseudo-code of how the design strategies in Table 1 can be utilized to implement our straw-man `buddy_alloc_PIM_DRAM` design. Pseudo-code features three primary functions: `pimMalloc()` allocates memory within the heap space in PIM’s DRAM banks; `pimMemcpy()` (host-side code only) handles DRAM↔PIM data transfer; `pimLaunch()` (host-side code only) instructs PIM cores to execute the buddy allocation algorithm on the PIM side.

present unique design challenges due to the need to manage numerous address spaces. This raises a critical question about *where to store the system-wide metadata for dynamic memory allocators*: either in the host CPU DRAM in a *centralized* manner, or *distributed* across the PIM cores, where each PIM core independently maintains the heap space and metadata locally within its respective DRAM bank.

Q2: Which processor architecture should retain ownership of executing the memory allocation algorithm? A PIM system comprises two main computational units: the host processor and the PIM cores, which differ significantly in architecture and performance characteristics. In the UPMEM-PIM system, for instance, the CPU serves as the host processor which contains multiple high-performance cores operating at several GHz of operating frequency, with advanced microarchitectures like branch predictors and prefetchers that enable high-performance processing. In contrast, PIM cores, often numbering in the hundreds to thousands per system, are optimized for system-wide parallel computations but operate individually at much lower clock frequencies due to limitations of DRAM process technology. For example, the PIM cores in UPMEM-PIM use an in-order pipeline design and lack microarchitectural features that exploit instruction-level parallelism for high performance. This large discrepancy in processor architecture characteristics creates noticeable trade-offs and raises interesting questions about *which processor architecture is most optimal for executing the dynamic memory allocation algorithm*.

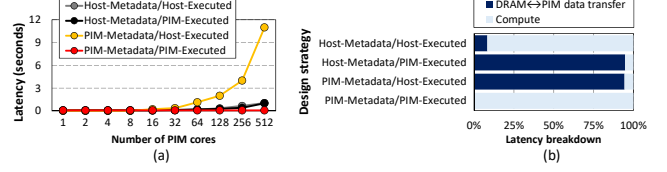


Figure 5. (a) Average PIM memory allocation latency when employing the four design strategies discussed in Table 1. This experiment assumes a scenario where 1 to 512 PIM cores request an identical 128 memory allocations with the size of 32 bytes concurrently. (b) Latency breakdown with 512 PIM cores data point in (a).

Based on the aforementioned two key design parameters, we classify the design space of PIM memory allocators into four distinct approaches, as summarized in Table 1. For our design space exploration, we extend UPMEM-PIM’s existing scratchpad-based buddy allocator (i.e., `buddy_alloc()` in Section 2.2) to support (de)allocation within each PIM core’s local DRAM bank, which we henceforth refer to as the `buddy_alloc_PIM_DRAM` design. In `buddy_alloc_PIM_DRAM`, each PIM core is given a 32 MB heap space managed with a 20-level tree metadata ($\log_2(32 \text{ MB} / 32 \text{ bytes}) = 20$), allowing a minimum allocation size of 32 bytes. In the case of `buddy_alloc_PIM_DRAM`’s design point executed on the PIM core (“PIM-Executed”), recall from Section 2.1 that UPMEM-PIM employs a scratchpad-centric programming model, which requires the working set to be uploaded from DRAM (MRAM) to the scratchpad (WRAM) before use. Because the size of `buddy_alloc_PIM_DRAM`’s metadata exceeds the scratchpad capacity, our implementation of `buddy_alloc_PIM_DRAM` (“PIM-Executed”) maintains a *software-managed metadata buffer* in the scratchpad. This buffer is designed to exploit locality by caching recently accessed metadata and its neighboring entries. During the buddy allocator’s tree traversal, a miss in this software-managed buffer triggers a metadata fetch operation, transferring a contiguous block of metadata from DRAM to its buffer. We utilize `buddy_alloc_PIM_DRAM` as a *straw-man design* to underscore the critical research challenges addressed with our proposal.

Figure 4 provides pseudo-code illustrating how the four design strategies in Table 1 can be utilized to implement the straw-man `buddy_alloc_PIM_DRAM`. For cases where the buddy allocator is executed by the PIM core (“PIM-Executed”), we implement the buddy allocation algorithm using UPMEM-PIM’s C-based programming language, allowing each PIM core to independently handle PIM memory allocation requests (`pimMalloc()` in Figure 4(b,d)). In such scenarios, the host CPU must explicitly request the target PIM cores to execute the `pimMalloc()` functions, so a separate host-side `pimLaunch()` function is used for “PIM-Executed” approaches (Figure 4(b,d)). As for “Host-Executed” scenarios, the CPU cores execute the buddy allocation algorithm, updating each PIM core’s metadata to reflect the heap status after

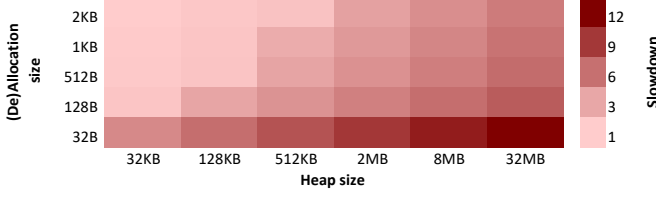


Figure 6. Performance slowdown in the straw-man PIM buddy allocator when the heap size and memory (de)allocation size is varied. Performance is normalized to the case when heap size is 32 KB and allocation size is 2 KB. Performance is measured using a single-threaded UPMEM-PIM program that performs consecutive memory (de)allocation using `buddy_alloc_PIM_DRAM` which we utilize to calculate average latency.

servicing the PIM memory allocation request. To maximize performance, we use the `pthread` library [71] to parallelize the execution of the buddy allocator’s metadata updates (parallel for `pimMalloc()` in Figure 4(a,c)).

Note that in the four design approaches shown in Figure 4, there are two cases where the host CPU and PIM cores must exchange important information to properly support `pimMalloc()`’s execution. First, in “Host-Executed” approaches, the pointer values (`ptr`) returned by a `pimMalloc()` call must be copied over to the corresponding PIM cores (HOST2PIM). This ensures that the PIM cores can utilize these pointers during their program execution (Figure 4(a,c)). Second, when metadata storage and buddy allocator execution occur in different locations (“Host-Metadata/PIM-Executed” and “PIM-Metadata/Host-Executed”), an explicit copy of the metadata must be exchanged between the host and PIM cores (HOST2PIM in Figure 4(b) and PIM2HOST in (c)). These host↔PIM data transfers are conducted using `pimMemcpy()`, implemented with UPMEM-PIM’s runtime data transfer API (e.g., `dpu_push_xfer()`).

In Figure 5(a), we show how memory allocation latency changes as the number of PIM cores requesting allocations increases. Notably, with the exception of “PIM-Metadata/PIM-Executed” (red), allocation latency increases for all other design points as the number of PIM cores grows. Both “Host-Metadata/PIM-Executed” (black) and “PIM-Metadata/Host-Executed” (yellow) designs require metadata to be transferred to the processors executing the buddy allocation algorithm, involving explicit data transfers between standard DRAM and PIM memory. Since metadata size scales with the number of PIM cores, the data transfer overhead becomes substantial, resulting in increased system-wide memory allocation latency (Figure 5(b)). Although “Host-Metadata/Host-Executed” (gray) avoids excessive data movement between DRAM and PIM, it demonstrates limited scalability due to CPU’s limited parallel processing capability. For example, with 512 PIM cores in our baseline UPMEM-PIM, there may be up to 512 independent memory allocation requests that can be serviced in parallel. However, the limited number

of CPU cores constrains the number of memory allocation requests that can be handled concurrently, reducing system-wide performance. In contrast, despite relying on wimpy PIM cores, “PIM-Metadata/PIM-Executed” (red) provides a highly scalable solution. This is because “PIM-Metadata/PIM-Executed” eliminates data transfer overhead between DRAM and PIM while allowing each PIM core to handle its allocation requests locally and in parallel. Overall, we conclude that the “PIM-Metadata/PIM-Executed” approach is the optimal baseline design point for implementing a high-performance PIM memory allocator. For the remainder of this paper, both the straw-man `buddy_alloc_PIM_DRAM` and our proposed PIM-malloc design are based on this design principle.

3.3 Remaining Challenges with the Straw-man PIM Buddy Allocator

While our design space exploration in Section 3.2 identified the “PIM-Metadata/PIM-Executed” approach as a strong foundation for the straw-man `buddy_alloc_PIM_DRAM` design², challenges still remain that must be addressed to develop a fast and scalable PIM memory allocator. We detail the two limitations of the straw-man PIM buddy allocator.

First, the inherent design of the buddy allocator causes latency to increase when the heap size expands or the minimum (de)allocation size decreases. The buddy allocator manages the heap using a tree data structure, where larger heap sizes or smaller (de)allocation sizes increase the tree’s depth, requiring deeper tree traversals. This results in longer metadata search times and higher latency during memory (de)allocations. In UPMEM-PIM’s existing scratchpad-based buddy allocator (`buddy_alloc()`), the maximum heap size in the scratchpad (WRAM) is capped at 64 KB, with the minimum (de)allocation size set to 32 bytes, resulting in a maximum of a 10-level buddy tree traversal ($\log_2(32\text{ KB} / 32\text{ B}) = 10$). Consequently, the baseline scratchpad-based buddy allocator’s memory allocation latency is sufficiently low enough to avoid becoming a performance bottleneck. With our straw-man PIM buddy allocator, however, the heap size can be orders of magnitude larger than the PIM core’s scratchpad space, leading to a maximum 20-level tree traversal with heap size of 32 MB and causing significant increases in memory allocation latency. Figure 6 compares the average memory allocation latency of our straw-man PIM buddy allocator over various heap sizes and minimum memory (de)allocation sizes. Compared to a 2 KB allocation in a 32 KB heap, a 32 B allocation over a 32 MB heap experiences up to a 12× slowdown, highlighting the scalability challenges of our straw-man PIM buddy allocator.

²For brevity, this paper henceforth interchangeably refers to the “PIM-Metadata/PIM-Executed” straw-man `buddy_alloc_PIM_DRAM` as the *straw-man PIM buddy allocator*.

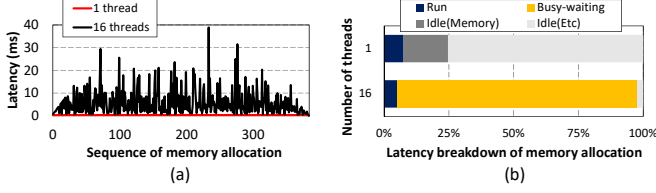


Figure 7. (a) Changes in memory allocation latency when an UPMEM-PIM program instantiates N threads (N is 1 in red and 16 in black) and each thread requests consecutive memory allocations using the straw-man PIM buddy allocator. (b) Breakdown of memory allocation latency observed across all memory allocation requests in (a).

The second challenge of the straw-man PIM buddy allocator is its susceptibility to thread contention. The UPMEM-PIM programming model employs fine-grained multithreading within each PIM core (DPU) to achieve high performance. Ideally, the PIM memory allocator should provide low-latency, high-throughput allocation services even under such multithreaded environment. Unfortunately, when multiple threads simultaneously request (de)allocation within a given timeframe, the buddy allocator – protected by a mutex – can only process one thread’s allocation and deallocation request at a time, forcing the remaining threads to be stuck in a busy-waiting state. In Figure 7, we show the effect of thread contention on memory allocation performance. Under a 16-thread execution scenario, severe thread contention causes significant fluctuations in memory allocation latency, unlike in single-thread memory allocation where the latency remains fairly stable as shown in Figure 7(a). This behavior occurs because it is busy-waiting for its turn to acquire the mutex and have its allocation request serviced (Figure 7(b)).

4 PIM-malloc: A Fast and Scalable Dynamic Memory Allocator for PIM

This section details the design of PIM-malloc, our fast and scalable dynamic memory allocator for modern bank-level PIM architectures. We present two different versions of PIM-malloc: a software-only implementation, henceforth referred to as PIM-malloc-SW, and a hardware/software co-design, henceforth referred to as PIM-malloc-HW/SW. PIM-malloc-SW effectively addresses the limitations of the straw-man PIM buddy allocator purely through software optimizations, allowing it to be readily deployable on existing PIM device. To achieve further performance gains, we propose PIM-malloc-HW/SW, a hardware/software co-design incorporating lightweight modifications to the PIM core.

4.1 Software-only PIM-malloc-SW

Design principle. The design of PIM-malloc-SW is motivated by the need to address limitations in the straw-man PIM buddy allocator. There are two key challenges associated with our straw-man allocator design: (1) buddy allocators

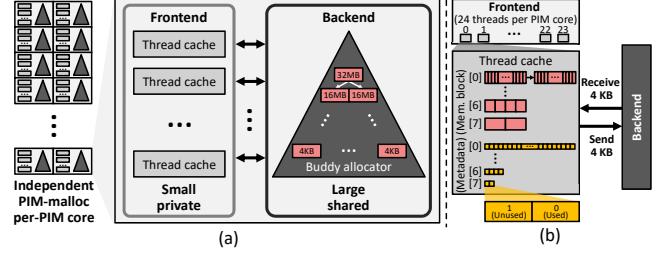


Figure 8. (a) High-level overview of our PIM-malloc-SW design and (b) implementation details.

are prone to thread contention, and (2) managing the heap area using only the buddy allocation algorithm results in increased latency, especially when the heap size is large or allocation/deallocation request sizes are small. To address these issues, PIM-malloc-SW employs a hierarchical memory allocation scheme, as illustrated in Figure 8(a): (1) At the frontend, a per-thread *thread cache* manages small memory allocation and deallocation requests (between 16 bytes and 2 KB). (2) For allocation requests that exceed this limit, PIM-malloc-SW employs the *buddy allocator* at the backend to handle allocation sizes exceeding 2 KB.

In PIM-malloc-SW, thread caches are memory pools exclusively assigned to each thread. Since each PIM core in UPMEM-PIM can support up to 24 concurrent threads, PIM-malloc-SW allows for up to 24 thread caches per PIM core (Figure 8(b)). This design enables each thread to efficiently manage small memory (de)allocations independently, without requiring mutex acquisition, thereby eliminating inter-thread contention. While PIM-malloc-SW’s buddy allocator still uses a shared mutex for multi-threaded allocations and does not support exclusive per-thread memory pools, it benefits from reduced lock contention due to our hierarchical memory allocator design. Specifically, the frontend memory allocator (thread cache) can filter out allocation requests, reducing the load on the backend memory allocator (buddy allocator). Naturally, the effectiveness of the thread cache’s request filtering depends on the target application’s memory allocation patterns. Prior work has observed that real-world application’s memory allocation sizes are generally concentrated in small requests. For example, allocation requests under 1 KB account for 98% of datacenter allocations [63, 68, 131], and those under 512 B comprise 93% of serverless allocations [123], justifying our hierarchical allocator design. By handling these small sized requests locally within thread caches, contention on the shared buddy allocator is minimized, reducing congestion and lowering busy-wait latency. Another key advantage of our hierarchical design is its ability to reduce the buddy allocator’s metadata overhead compared to the single-level buddy allocation algorithm used in the straw-man PIM buddy allocator, which handles both small and large allocation requests. Reducing the metadata tree depth from 20 ($\log_2(32 \text{ MB} / 32 \text{ B}) = 20$) to 13 ($\log_2(32 \text{ MB} / 4 \text{ KB}) = 13$) substantially decreases the

Table 2. PIM-malloc-SW API functions for memory management.

API	Semantics
<code>void initAllocator(int heap size, int sizeClasses[])</code>	Initializes the heap region and the size classes
<code>void* pimMalloc(int size)</code>	Returns the address of a newly allocated memory block of size bytes
<code>void pimFree(int ptr)</code>	Deallocates the memory block based on the ptr

buddy allocator’s tree traversal overhead. This improvement enhances (de)allocation speeds for large memory allocations.

Since PIM-malloc-SW employs a hierarchical allocator design with private thread caches and a shared buddy allocator, one might wonder why we limit our allocator hierarchy to only two layers. Why not adopt a deeper hierarchical allocator design, like TCMalloc [39], which features four allocator layers and incorporates more sophisticated heap management techniques, such as work-stealing from other private CPU caches and prefetching memory blocks across different layers? Although this approach might seem advantageous from a performance standpoint, adapting the complex memory allocators used in TCMalloc to the PIM environment is impractical for several reasons, as detailed below.

First, current PIM devices are fabricated using density-optimized technology nodes (e.g., ≥ 20 nm DRAM technology for UPMEM-PIM [28]), which impose significant design constraints. These constraints prevent the use of advanced microarchitectures and large on-chip SRAM. For example, PIM devices have highly limited on-chip storage for program binaries, with UPMEM-PIM offering a maximum instruction memory (IRAM) size of only 24 KB to store PIM program instructions. Implementing a complex memory allocator like TCMalloc, which consists of approximately 60,000 lines of C++ code, is therefore infeasible within these constraints.

Additionally, current PIM systems lack essential system software support like dynamic thread launch, further hindering the implementation of sophisticated memory allocators like TCMalloc. Given these challenges, our design aims for a streamlined and efficient approach tailored to the unique resource constraints of PIM devices.

Implementation. Figure 8(b) details the implementation of the thread cache and its interaction with the buddy allocator. The thread cache manages small-sized memory (de)allocations using 4 KB memory blocks provided by the buddy allocator. When free memory blocks are exhausted and additional memory is needed, the thread cache issues allocation requests to the buddy allocator. Conversely, when all memory sub-blocks within a 4 KB block in the thread cache are freed by the PIM program, they are merged back into a 4 KB block and returned to the buddy allocator.

In our design, each thread cache contains eight linked lists to efficiently manage memory (de)allocations of specific sizes. For instance, the linked list at index 0 handles 16 B (de)allocations, while the linked list at index 7 manages 2

KB (de)allocations. Each linked list can hold multiple 4 KB memory blocks received from the buddy allocator, which are divided into smaller sub-blocks managed by that list (e.g., a single 4 KB block is divided into two 2 KB sub-blocks in the linked list at index 7). This sub-block size, termed the *size class*, ensures efficient management and allocation of small memory requests. By maintaining a pool of fixed-size sub-blocks at the private thread caches, PIM-malloc-SW can quickly fulfill small-sized memory allocation requests with $O(1)$ latency. To track the allocation status of each sub-block in thread caches, we assign a dedicated 1-bit metadata per sub-block. The buddy allocator is implemented identically to the straw-man PIM buddy allocator described in Section 3.2, featuring a software-managed metadata buffer to cache recently accessed buddy allocator metadata – except that the buddy allocator’s tree depth is reduced from 20 to 13.

Software interface. PIM-malloc-SW provides UPMEM-PIM compatible APIs that enable PIM programmers to initialize and manage heap memory (Table 2). Before running a PIM program, PIM-malloc-SW requires initialization, which involves several key steps. First, it resets metadata within both the thread caches and the buddy allocator to ensure a clean and consistent state for memory management. Additionally, the initialization process pre-populates the thread caches with free memory blocks (a single 4 KB block for each linked list within the thread cache), allowing immediate memory allocation when requested. This proactive strategy reduces initial allocation latency and improves system responsiveness. Since initialization is a one-time operation, a designated thread (i.e., the thread with the thread ID of ‘0’) handles this process. After initialization, each thread can independently use `pimMalloc()` and `pimFree()`.

Workflow. Figure 9 illustrates the workflow of PIM-malloc-SW during a `pimMalloc()` operation. For simplicity, the explanation of the `pimFree()` operation is omitted, as it follows a similar logic. The workflow of PIM-malloc-SW can be divided into three key scenarios as follows:

(Case #1: *thread cache hit*) This scenario represents the fastest `pimMalloc()` operation within PIM-malloc-SW. When a 128-byte request is received, the allocator examines the linked list in the thread cache designated for 128-byte allocations. If a free 128-byte sub-block is available (① in Figure 9(a)), PIM-malloc-SW immediately returns this sub-block, fulfilling the allocation request (②).

(Case #2: *thread cache miss*) If the 128-byte linked list contains no free sub-blocks (① in Figure 9(b)), PIM-malloc-SW requests a 4 KB memory block from the buddy allocator (②). This newly allocated 4 KB block is added to the thread cache’s linked list and subdivided into 128-byte sub-blocks (③). Finally, one of these 128-byte sub-blocks is returned to fulfill the original memory allocation request (④).

(Case #3: *thread cache bypass*) This scenario involves an allocation request exceeding the thread cache’s largest size class, i.e., the sub-block size. For example, when a 8 KB block

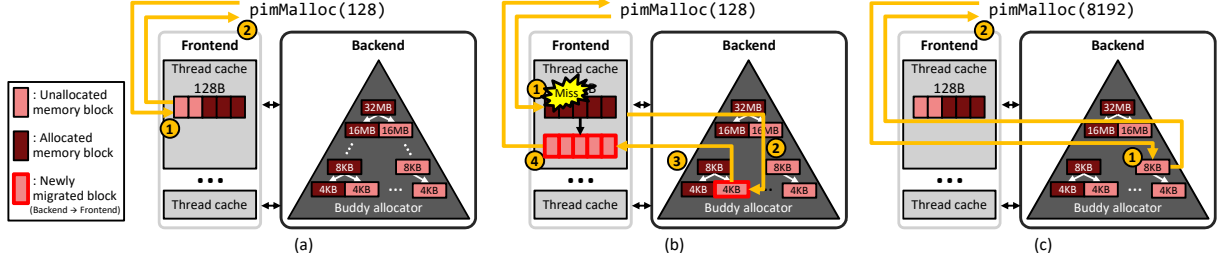


Figure 9. Workflow of PIM-malloc-SW under several key scenarios: (a) thread cache hit, (b) thread cache miss, and (c) thread cache bypass.

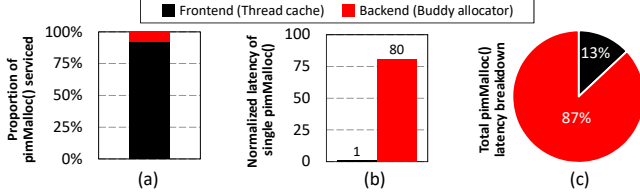


Figure 10. Characterization of PIM-malloc-SW’s memory allocation during dynamic graph updates: (a) the proportion of `pimMalloc()` requests serviced at each layer, (b) the average latency for a `pimMalloc()` request when serviced at the frontend vs. the backend, and (c) a breakdown of aggregate `pimMalloc()` latency, based on where the allocation request was serviced.

is requested, the allocator bypasses the thread cache entirely, as its operational range is limited to allocations between 16 bytes and 2 KB. Instead, PIM-malloc-SW directly queries the buddy allocator for the 8 KB allocation (① in Figure 9(c)). The result from the buddy allocator is returned back to the user program to fulfill the memory allocation request (②).

4.2 Hardware/Software Co-Designed PIM-malloc-HW/SW

Limitations of PIM-malloc-SW. While PIM-malloc-SW was able to achieve a remarkable speedup over the strawman PIM buddy allocator, the unique hardware/software constraints of the PIM system pose significant challenges for further improving PIM-malloc-SW via software-only optimizations. As an example, consider PIM-malloc-SW’s software-managed metadata buffer which is used to cache recently accessed metadata and exploit locality. For the simplicity of its design, the baseline implementation of PIM-malloc-SW employs a coarse-grained metadata buffer management strategy where a miss at the software-managed buffer leads to flushing this buffer and a subsequent reloading of the required metadata from DRAM. To address this inefficiency, we also explored a fine-grained metadata buffer management mechanism based on an LRU replacement policy, implemented entirely in software. However, this approach encountered several challenges stemming from the inherent computational limitations of PIM. Specifically, such fine-grained buffer management introduces significant software overhead, negating the benefits of reduced DRAM transfers via

intelligent caching decisions. As such, our analysis reveals that, while the aforementioned LRU-based metadata buffer management effectively reduces metadata transfers from DRAM, the associated computational overhead results in negligible or even diminished performance gains, which led to our baseline, coarse-grained metadata buffer management in PIM-malloc-SW. Overall, the difficulty of further improving PIM-malloc-SW’s performance purely via software-level optimizations motivates our hardware/software co-design approach, aka PIM-malloc-HW/SW, detailed below.

Prior work on HW-accelerated memory allocators and its differences vs. PIM-malloc-HW/SW. Several studies have explored hardware-based approaches to optimize dynamic memory allocators in CPUs [17, 18, 68, 87, 90, 121, 123]. Notably, Mallacc [68] augments the processor core with a *dedicated hardware cache* to enhance the performance of TCMalloc’s hierarchical memory allocator design. This work primarily targets the frontend memory allocator (per-CPU cache) of TCMalloc, which is based on the observation that most allocation requests can be satisfied at this layer. One might wonder whether directly applying the approaches suggested in Mallacc [68] to PIM-malloc, which is to accelerate PIM-malloc-SW’s frontend memory allocator, could yield performance benefits. However, our characterization of PIM-malloc-SW revealed unique properties in its two-layer PIM memory allocator design that necessitate a fundamentally different approach than what was taken in Mallacc [68].

In Figure 10, we analyze the memory allocation patterns of a dynamic graph update application (Section 5 provide details of this workload), which provides several key insights. First, more than 90% of memory allocation requests are serviced by PIM-malloc-SW’s frontend (Figure 10(a)). Second, allocation requests that cannot be serviced at the frontend, which fall back to the backend, incur approximately 80× higher per-allocation latency compared to the frontend (Figure 10(b)). TCMalloc employs a four-layer hierarchical memory allocator structure with advanced memory pool management techniques, such as memory block prefetching. Consequently, the performance difference between TCMalloc’s frontend and backend (aka TransferCache) allocators is “only” 20× [131], which is moderate than PIM-malloc-SW’s 80× performance gap. Therefore, third, when evaluated with our dynamic

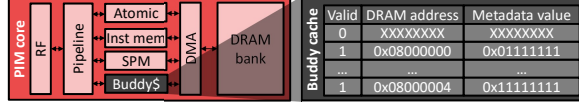


Figure 11. High-level overview of PIM-malloc-HW/SW incorporating the hardware-based buddy cache microarchitecture.

graph update workload, we observe that 87% of the aggregate PIM memory allocation latency originates from the backend allocator (Figure 10(c)), which is primarily due to its significantly higher per-allocation latency compared to the frontend allocator. This is in stark contrast to TCMalloc, which consumes 53% of its memory allocation time in the frontend memory allocator [131], unlike PIM-malloc-SW’s frontend allocator which consumes only 13% (Figure 10(c)).

Thus, we design PIM-malloc-HW/SW to improve the performance of the backend, unlike prior approach [68] which focuses on accelerating the top-most memory allocator.

PIM-malloc-HW/SW overview. PIM-malloc-HW/SW alleviates the performance degradation at PIM-malloc-SW’s buddy allocator by employing a hardware-based *buddy cache*, one for each PIM core (Figure 11). Conceptually, the role of our buddy cache is identical to PIM-malloc-SW’s software-managed metadata buffer: it caches recently accessed buddy allocator metadata for fast tree traversals, but manages the cache in a fine-grained manner based on a hardware-based LRU replacement policy for high performance.

The buddy cache is implemented as a fully-associative cache using Content-Addressable Memory (CAM). Each entry consists of a valid bit (1 bit), the DRAM address of the metadata (4 bytes) serving as the tag, and the metadata value (4 bytes). Our baseline buddy cache utilizes a 16-entry CAM structure (4 B metadata per entry, 16 entries in total) because storing 64 B of metadata per cache was sufficient to capture most access locality (Figure 15 details sensitivity to this design parameter). The buddy cache is managed using an LRU replacement policy for efficient metadata retrieval and eviction. PIM-malloc-HW/SW extends the Instruction Set Architecture (ISA) of our PIM design with the following four instructions to interface the buddy cache with the PIM-malloc runtime system:

- `init_bc`: resets and initializes the buddy cache
- `lookup_bc`: conducts a tag lookup over the buddy cache using the DRAM address associated with the stored metadata
- `read_bc`: read a (metadata) value from the buddy cache based on the input index
- `write_bc`: write a (metadata) value into the buddy cache based on the input index

Below we detail how these ISA extensions are utilized to enable high-performance buddy allocator metadata retrieval.

HW/SW interface for the buddy cache. Figure 12 shows code snippets of the `getMetadata()` function used as part

```

1 int getMetadata(int metadataIdx) {
2   // Case 1: Metadata is in the SW buff.
3   if (searchBuddyBuffer(metadataIdx)) {
4     return buddyBuffer[metadataIdx];
5   }
6   // Case 2: Metadata is not in the SW buff.
7   else {
8     // Flush all the metadata from SW buff.
9     flushBuddyMetadata();
10
11    // Read the requested metadata from DRAM
12    readBuddyMetadata(metadataIdx);
13
14    // Fill the metadata within SW buff.
15    fillBuddyMetadata(metadataIdx);
16
17    return buddyBuffer[metadataIdx];
18  }
19 }
```

(a)

```

1 int getMetadata(int metadataIdx) {
2   // Case 1: Metadata is in the buddy cache
3   if (lookup_buddy_cache(metadataIdx)) {
4     return read_buddy_cache(metadataIdx);
5   }
6   // Case 2: Metadata is not in the buddy cache
7   else {
8     // Read the requested metadata from DRAM
9     readBuddyMetadata(metadataIdx);
10
11    // Write and update the buddy cache based
12    // on LRU
13    write_and_update_buddy_cache(metadataIdx);
14
15    return read_buddy_cache(metadataIdx);
16  }
17 }
```

(b)

Figure 12. Code snippets that handle the metadata retrieval process when using (a) PIM-malloc-SW and (b) PIM-malloc-HW/SW.

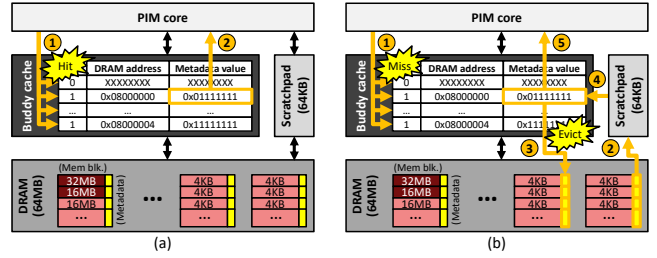


Figure 13. Workflow of PIM-malloc-HW/SW during (a) a buddy cache hit (Figure 12(b), line 3-5) and (b) a miss (line 7-16).

of implementing the buddy allocator in both PIM-malloc-SW (Figure 12(a)) and PIM-malloc-HW/SW (Figure 12(b)). This function retrieves the metadata of a given tree node (`metadataIdx`) accessed during buddy tree traversal. Initially, both implementations search for the requested metadata in their respective on-chip SRAM storage: (1) PIM-malloc-SW checks the software-managed metadata buffer stored inside the scratchpad (`searchBuddyBuffer()`), while (2) PIM-malloc-HW/SW checks the hardware-based buddy cache (`lookup_buddy_cache()`) by using the `lookup_bc` instruction. In the case of a cache hit (case 1, line 2), both implementations return the metadata directly from their respective caches, with PIM-malloc-HW/SW utilizing the `read_bc` instruction as part of the execution of the `read_buddy_cache()` function. However, cache misses (case 2, line 6) can also occur which trigger distinct handling procedures. In PIM-malloc-SW, the software-managed metadata buffer is flushed (Figure 12(a), line 9) and the required metadata is fetched from DRAM (Figure 12(a), line 12) to populate the metadata buffer with both the requested and adjacent metadata (Figure 12(a), line 15). As for PIM-malloc-HW/SW, the hardware-based buddy cache facilitates the implementation of a more fine-grained and sophisticated cache replacement policy. Specifically, upon a cache miss, PIM-malloc-HW/SW fetches only the requested metadata from DRAM (Figure 12(b), line 9) and updates the buddy cache by evicting just the LRU entry using the `write_bc` instruction (Figure 12(b), line 13). Compared to PIM-malloc-SW, this approach helps not only minimize data transfers associated with metadata retrieval, but it also increases the buddy cache hit rates.

Table 3. Simulator configuration.

PIM core architecture	
Operating frequency	350 MHz
Microarchitecture	UPMEM-PIM based
Data (WRAM) / Instruction (IRAM) scratchpad	64 KB / 24 KB
DRAM system	
DRAM bank size	64 MB
Timing Parameter	DDR4-2400
Memory scheduling policy	FR-FCFS
Row buffer size	1 KB
PIM-malloc configuration	
Per-bank DRAM heap size	32 MB
Size classes	16, 32, ..., 1024, 2048 B
Buddy cache size / access latency	64 B / 1 cycle

Workflow. Figure 13 illustrates the workflow of PIM-malloc-HW/SW during a buddy cache hit and a miss. Initially, PIM-malloc-HW/SW utilizes the `lookup_bc` instruction to check whether the buddy cache stores the metadata associated with the corresponding DRAM address (①). If the buddy cache returns a positive value, it corresponds to a buddy cache hit scenario (Figure 13(a)), whereas a negative value return corresponds to a cache miss (Figure 13(b)). When buddy cache hits, the memory allocator executes a `read_bc` instruction to retrieve the corresponding metadata (②). Conversely, during a buddy cache miss, the memory allocator first retrieves the metadata from DRAM and temporarily stores it inside the on-chip scratchpad (②), evicts the LRU entry from the buddy cache (③), and then fills in the newly fetched metadata into the now vacant buddy cache entry using the `write_bc` instruction (④). This ensures the requested metadata is readily available from the buddy cache for subsequent metadata access by the PIM core (⑤).

5 Methodology

Characterization using a real PIM system. All the experiments conducted in Section 3 and Section 4 (with the exception of Figure 7(b), based on simulator [64], due to the lack of profiling tools) were conducted on a real UPMEM-PIM system. This system includes an Intel Xeon Gold 5222 CPU as the host processor, equipped with two channels of DDR4-3200 and four channels of DDR-2400-based UPMEM-PIM DIMMs, containing a total of 512 PIM cores.

Evaluation using cycle-level simulation. We use the open-source UPMEM-PIM cycle-level simulator, uPIMulator [64], for all our evaluation in Section 6 that compare the performance of straw-man PIM buddy allocator, PIM-malloc-SW, and PIM-malloc-HW/SW. For PIM-malloc-HW/SW, we faithfully model the behavior of the buddy cache, the support for ISA extensions, and their HW/SW interface inside uPIMulator. Table 3 summarizes the key parameters of the PIM core architecture and PIM-malloc.

Microbenchmark. In Section 6.1, we evaluate PIM-malloc’s standalone performance by comparing the average latency of the straw-man PIM buddy allocator, PIM-malloc-SW, and

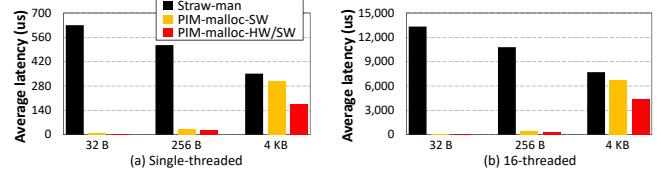


Figure 14. Average memory allocation latency when executing our microbenchmark employing (a) a single thread (no lock contention) and (b) 16 threads (lock contention) for memory allocation requests.

PIM-malloc-HW/SW. Our microbenchmark performs a series of `pimMalloc()` calls to measure latency while varying the number of threads and allocation sizes.

Benchmark for PIM-malloc use case. To demonstrate a practical use case of our PIM-malloc design, our evaluation in Section 6.2 focuses on a *dynamic graph update* application. We follow the evaluation methodology used in prior work [6, 8, 9, 29, 104, 124] on dynamic graph updates. Due to the limited availability of open-source datasets that model dynamic graph update behaviors in real-world applications, these prior studies perform experiments using synthetic datasets. Specifically, nodes or edges of a static graph dataset are randomly sampled; the sampled portion represents the newly added graph dataset, while the unsampled portion represents the existing graph dataset. As such, we set the size ratio of the newly added dataset to the existing dataset at 1:2 and perform random sampling on the edges. We use the loc-gowalla [23] dataset, employed in the PrIM [1, 51] benchmark suite, as our graph dataset.

6 Evaluation

6.1 Microbenchmark based Analysis

Average memory allocation latency. We compare the memory allocation latency of the straw-man PIM buddy allocator, PIM-malloc-SW, and PIM-malloc-HW/SW using the microbenchmark discussed in Section 5. In this experiment, the microbenchmark employs a single thread (Figure 14(a)) and 16 threads (Figure 14(b)) to invoke allocation requests. Each thread calls the `pimMalloc()` function 128 times in sequence, with each call requesting a fixed data allocation size. Generally, the straw-man PIM buddy allocator exhibits the highest latency due to its need to traverse a large tree data structure for every allocation request. For smaller allocation sizes of 32 B and 256 B, both PIM-malloc designs utilize the thread cache to achieve $O(1)$ memory allocation latency for free memory block identification, resulting in significant performance improvements. Interestingly, PIM-malloc-HW/SW achieves faster allocations than PIM-malloc-SW even for the smaller 32 B and 256 B allocations, which technically should all be handled at the frontend thread cache. The reason for PIM-malloc-HW/SW’s advantage becomes evident in scenarios involving a thread cache miss (Figure 9(b)), where the frontend has no available free blocks, and a tree search

at the backend buddy allocator is required. Under such scenarios, PIM-malloc-HW/SW can accelerate the process of retrieving the 4 KB free block from the backend buddy allocator by using its buddy cache to reduce the latency for buddy allocator’s tree traversal. For allocation requests of 4 KB, these are serviced directly by the buddy allocator for all three design points, so their performance differences primarily come from how efficiently each design’s buddy allocator is implemented. PIM-malloc-HW/SW achieves the highest performance among all three design points, thanks to its hardware-based buddy cache design, achieving an average 39% reduction in latency for 4 KB requests vs. PIM-malloc-SW. Overall, the software-only PIM-malloc-SW provides a 66× speedup compared to the straw-man PIM buddy allocator. PIM-malloc-HW/SW provides further performance improvement over PIM-malloc-SW, achieving a 31% performance speedup.

PIM-malloc-HW/SW’s sensitivity to buddy cache size.

Figure 15 shows PIM-malloc-HW/SW’s speedup over PIM-malloc-SW and the corresponding buddy cache hit rate. Both the speedup and the

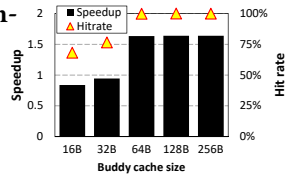


Figure 15. PIM-malloc-HW/SW’s speedup over PIM-malloc-SW and the corresponding buddy cache hit rate when the buddy cache size is changed. Results are collected using the same microbenchmark utilized in Figure 14 with 16 threads and 4 KB request per `pimMalloc()`.

Both the speedup and the buddy cache hit rate saturate beyond a cache size of 64 B, which can be explained by the metadata size of the buddy cache. In our buddy allocator implementation, each tree node uses 2 bits of metadata to track the allocation status of a node (tracking three states, i.e., fully allocated, partially allocated, unallocated), so a 64 B buddy cache can store metadata for up to 256 node elements ($\frac{64 \text{ bytes} \times 8 \text{ bits/byte}}{2 \text{ bits/element}} = 256 \text{ elements}$). This 64 B capacity was shown to be sufficient to capture the locality in frequently traversed tree paths, resulting in PIM-malloc-HW/SW’s speedup saturating beyond this design point. However, when the buddy cache size is reduced to less than 64 B, the shared nature of the buddy cache among concurrently running threads reduces the per-thread cache capacity. This limitation leads to significant buddy cache thrashing, resulting in frequent data transfers from DRAM and consequently degrading memory allocation performance.

6.2 Case Study: Dynamic Graph Updates

In this section, we evaluate the performance of dynamic graph updates. Figure 16(a) compares the performance of implementations based on static (CSR) and dynamic data structures (an array of linked lists [124]), where the latter is implemented using different types of dynamic memory allocators. The dynamic data structure, built with the straw-man PIM

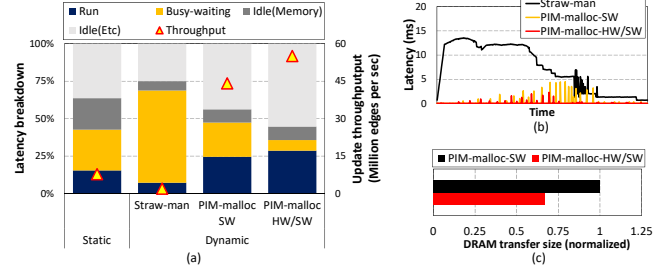


Figure 16. Experiments of dynamic graph update workload: (a) Graph update throughput (right axis) and PIM core latency breakdown (left axis), (b) changes in memory allocation latency during the execution of graph updates, and (c) comparison of DRAM transfer sizes for PIM-malloc-SW vs. PIM-malloc-HW/SW.

buddy allocator, exhibits lower performance compared to the static baseline, primarily due to excessive “busy-waiting”. PIM-malloc-SW alleviates this bottleneck by employing a lock-free thread cache for small allocations, thereby reducing contention and increasing computation time (“Run”). PIM-malloc-HW/SW further improves performance by using a buddy cache that accelerates metadata retrieval, allowing it to outperform the straw-man PIM buddy allocator design.

Figure 16(b) shows the changes in memory allocation latency over time during dynamic graph updates. The straw-man PIM buddy allocator consistently exhibits the highest latency, with significant fluctuations caused by frequent inter-thread lock contention. In contrast, both PIM-malloc-SW and PIM-malloc-HW/SW maintain relatively stable and lower latencies, while PIM-malloc-HW/SW consistently outperforms PIM-malloc-SW. Occasional latency spikes occur in both designs which correspond to thread cache misses, where requests fall back to the slower buddy allocator. These results highlight the significant latency disparity between the frontend and the backend memory allocator. Notably, PIM-malloc-HW/SW effectively reduces these latency spikes compared to PIM-malloc-SW, showcasing the efficacy of our hardware-software co-design. Figure 16(c) further shows the advantages of PIM-malloc-HW/SW’s fine-grained buddy cache management and LRU replacement policy which reduce aggregate DRAM transfer size by 33% compared to PIM-malloc-SW’s software-managed metadata buffer.

6.3 Implementation Overhead

We utilize CACTI 7.0 [92] with a 32 nm logic process technology to evaluate the area, power, and timing overheads of the buddy cache. The DRAM process used to implement PIM cores is approximately 10× less dense and 3× slower than the logic process [28], so we scale the overhead of our buddy cache accordingly. The buddy cache is implemented as a 16-entry fully associative cache, with each entry comprising a 1-bit valid flag, a 4-byte tag, and a 4-byte cache block. Moreover, an LRU-based replacement policy is employed. Together, these components results in a minimal area

overhead of 0.019 mm², a power overhead of 5 mW, and an access latency of less than one PIM core logic cycle.

7 Related Work

System software support for PIM systems. Several recent studies have explored system software support for PIM architectures [20, 42, 43, 50, 56, 72, 82, 83, 98, 100, 102, 103, 122, 130]. SimplePIM [20] presents a software framework that enhances UPMEM-PIM system programmability by introducing abstractions akin to those found in distributed frameworks like MapReduce. UM-PIM [130] proposes a virtual-to-physical address translation mechanism, enabling CPU and PIM cores to share a unified physical address space. Syncron [42] provides a hardware/software co-design to support synchronization for PIM. PUMA [100] introduces a subarray-level PIM [19, 33, 35, 56, 111–114, 127] aware memory allocator, which supports the memory object to be placed within the specific DRAM subarrays. To the best of our knowledge, this work is the first to systematically address the unique challenges of dynamic memory allocation in commodity general-purpose PIM systems.

Dynamic memory management for parallel computing. Numerous studies have been conducted to improve the performance of parallel memory (de)allocation across different threads in multi-core CPUs [10, 12, 31, 39] and GPUs [38, 62, 91, 107, 125]. Hoard [10] proposes a scalable allocator aimed at efficiently handling multi-threaded CPU workloads by introducing a per-thread heap (which each thread can uniquely access). XMalloc [62] presents a scalable, lock-free dynamic memory allocator designed for GPUs, addressing the scalability limitations of traditional Compare-And-Swap based allocators by leveraging SIMD-aware allocation strategies and hierarchical caching mechanisms. While prior work shares certain design principles with PIM-malloc-SW, PIM-malloc uniquely co-designs hardware/software for heterogeneous (host processor and PIM) systems, exploring optimal metadata placement and a lightweight accelerator which distinguishes itself from existing approaches.

8 Conclusion

This work addresses the challenges of enabling dynamic memory allocation in general-purpose PIM through a design space exploration of metadata placement and management. Building on these insights, we propose two high-performance allocators tailored for commodity PIM. Our software-only PIM-malloc-SW outperforms a straw-man PIM buddy allocator by 66×, and our hardware/software co-design PIM-malloc-HW/SW yields an additional 31% performance gain. These results underscore the substantial benefits of optimizing dynamic allocation in PIM systems, paving the way for broader adoption of this emerging technology.

References

- [1] 2021. PrIM (Processing-In-Memory Benchmarks). <https://github.com/CMU-SAFARI/prim-benchmarks>
- [2] Junwhan Ahn, Sungpack Hong, Sungjoo Yoo, Onur Mutlu, and Kiyoung Choi. 2015. A Scalable Processing-in-Memory Accelerator for Parallel Graph Processing. In *Proceedings of the International Symposium on Computer Architecture (ISCA)*.
- [3] Junwhan Ahn, Sungjoo Yoo, Onur Mutlu, and Kiyoung Choi. 2015. PIM-Enabled Instructions: A Low-Overhead, Locality-Aware Processing-in-Memory Architecture. In *Proceedings of the International Symposium on Computer Architecture (ISCA)*.
- [4] Mohammad Alian, Seung Won Min, Hadi Asgharimoghaddam, Ashutosh Dhar, Dong Kai Wang, Thomas Roewer, Adam McPadden, Oliver O'Halloran, Deming Chen, Jinjun Xiong, Daehoon Kim, Wen-mei Hwu, and Nam Sung Kim. 2018. Application-Transparent Near-Memory Processing Architecture with Memory Channel Network. In *Proceedings of the International Symposium on Microarchitecture (MICRO)*.
- [5] Bahar Asgari, Ramyad Hadidi, Jiashen Cao, Da Eun Shim, Sung-Kyu Lim, and Hyesoon Kim. 2021. FAFNIR: Accelerating Sparse Gathering by Using Efficient Near-Memory Intelligent Reduction. In *Proceedings of the International Symposium on High-Performance Computer Architecture (HPCA)*.
- [6] Muhammad A Awad, Saman Ashkiani, Serban D Porumbescu, and John D Owens. 2020. Dynamic Graphs on the GPU. In *Proceedings of the International Symposium on Parallel and Distributed Processing (IPDPS)*.
- [7] Daehyeon Baek, Soojin Hwang, and Jaehyuk Huh. 2024. pSyncPIM: Partially Synchronous Execution of Sparse Matrix Operations for All-Bank PIM Architectures. In *Proceedings of the International Symposium on Computer Architecture (ISCA)*.
- [8] Abanti Basak, Jilan Lin, Ryan Lorica, Xinfeng Xie, Zeshan Chishti, Alaa Alameldeen, and Yuan Xie. 2020. Saga-Bench: Software and Hardware Characterization of Streaming Graph Analytics Workloads. In *Proceedings of the International Symposium on Performance Analysis of Systems Software (ISPASS)*.
- [9] Abanti Basak, Zheng Qu, Jilan Lin, Alaa R Alameldeen, Zeshan Chishti, Yufei Ding, and Yuan Xie. 2021. Improving Streaming Graph Processing Performance using Input Knowledge. In *Proceedings of the International Symposium on Microarchitecture (MICRO)*.
- [10] Emery D Berger, Kathryn S McKinley, Robert D Blumofe, and Paul R Wilson. 2000. Hoard: A Scalable Memory Allocator for Multithreaded Applications. In *Proceedings of the International Conference on Architectural Support for Programming Languages and Operating Systems (ASPLOS)*.
- [11] Maciej Besta, Raghavendra Kanakagiri, Grzegorz Kwasniewski, Rachata Ausavarungnirun, Jakub Beránek, Konstantinos Kanellopoulos, Kacper Janda, Zur Vonnburg-Shmaria, Lukas Gianinazzi, Ioana Stefan, Juan Gómez Luna, Jakub Golinowski, Marcin Copik, Lukas Kapp-Schwoerer, Salvatore Di Girolamo, Nils Blach, Marek Konieczny, Onur Mutlu, and Torsten Hoefer. 2021. SISA: Set-Centric Instruction Set Architecture for Graph Mining on Processing-In-Memory Systems. In *Proceedings of the International Symposium on Microarchitecture (MICRO)*.
- [12] Jeff Bonwick and Jonathan Adams. 2001. Magazines and Vmem: Extending the Slab Allocator to Many CPUs and Arbitrary Resources.
- [13] Amirali Boroumand, Saugata Ghose, Youngsok Kim, Rachata Ausavarungnirun, Eric Shiu, Rahul Thakur, Daehyun Kim, Aki Kusela, Allan Knies, Parthasarathy Ranganathan, and Onur Mutlu. 2018. Google Workloads for Consumer Devices: Mitigating Data Movement Bottlenecks. In *Proceedings of the International Conference on Architectural Support for Programming Languages and Operating Systems (ASPLOS)*.

- [14] Amirali Boroumand, Saugata Ghose, Geraldo F. Oliveira, and Onur Mutlu. 2022. Polynesia: Enabling High-Performance and Energy-Efficient Hybrid Transactional/Analytical Databases with Hardware/Software Co-Design. In *Proceedings of the International Conference on Data Engineering (ICDE)*.
- [15] Amirali Boroumand, Saugata Ghose, Minesh Patel, Hasan Hassan, Brandon Lucia, Rachata Ausavarungnirun, Kevin Hsieh, Nastaran Hajinazar, Krishna T. Malladi, Hongzhong Zheng, and Onur Mutlu. 2019. CoNDA: Efficient Cache Coherence Support for Near-Data Accelerators. In *Proceedings of the International Symposium on Computer Architecture (ISCA)*.
- [16] Amirali Boroumand, Saugata Ghose, Minesh Patel, Hasan Hassan, Brandon Lucia, Kevin Hsieh, Krishna T. Malladi, Hongzhong Zheng, and Onur Mutlu. 2017. LazyPIM: An Efficient Cache Coherence Mechanism for Processing-In-Memory. *IEEE Computer Architecture Letters* (2017).
- [17] Hasan Cam, Mostafa Abd-El-Barr, and Sadiq M Sait. 1999. A High-Performance Hardware-Efficient Memory Allocation Technique and Design. In *Proceedings 1999 IEEE International Conference on Computer Design: VLSI in Computers and Processors (Cat. No. 99CB37040)*.
- [18] J. Morris Chang and Edward F. Gehringer. 1996. A High Performance Memory Allocator for Object-Oriented Systems. *IEEE Trans. Comput.* (1996).
- [19] Kevin K. Chang, Prashant J. Nair, Donghyuk Lee, Saugata Ghose, Moinuddin K. Qureshi, and Onur Mutlu. 2016. Low-Cost Inter-Linked Subarrays (LISA): Enabling Fast Inter-Subarray Data Movement in DRAM. In *Proceedings of the International Symposium on High-Performance Computer Architecture (HPCA)*.
- [20] Jinfan Chen, Juan Gómez-Luna, Izzat El Hajj, Yuxin Guo, and Onur Mutlu. 2023. SimplePIM: A Software Framework for Productive and Efficient Processing-In-Memory. In *Proceedings of the International Conference on Parallel Architectures and Compilation Techniques (PACT)*.
- [21] Shuang Chen, Yi Jiang, Christina Delimitrou, and José F. Martínez. 2022. PIMCloud: QoS-Aware Resource Management of Latency-Critical Applications in Clouds with Processing-In-Memory. In *Proceedings of the International Symposium on High-Performance Computer Architecture (HPCA)*.
- [22] Benjamin Y. Cho, Yongkee Kwon, Sangkug Lym, and Mattan Erez. 2020. Near Data Acceleration with Concurrent Host Access. In *Proceedings of the International Symposium on Computer Architecture (ISCA)*.
- [23] Eunjoon Cho, Seth A Myers, and Jure Leskovec. 2011. Friendship and Mobility: User Movement in Location-based Social Networks. In *Proceedings of the ACM SIGKDD Conference on Knowledge Discovery and Data Mining*.
- [24] Jaewan Choi, Jaehyun Park, Kwanhee Kyung, Nam Sung Kim, and Jung Ho Ahn. 2023. Unleashing the Potential of PIM: Accelerating Large Batched Inference of Transformer-based Generative Models. *IEEE Computer Architecture Letters* (2023).
- [25] Guohao Dai, Tianhao Huang, Yuze Chi, Jishen Zhao, Guangyu Sun, Yongpan Liu, Yu Wang, Yuan Xie, and Huazhong Yang. 2019. GraphH: A Processing-In-Memory Architecture for Large-Scale Graph Processing. *IEEE Transactions on Computer-Aided Design of Integrated Circuits and Systems* (2019).
- [26] Guohao Dai, Zhenhua Zhu, Tianyu Fu, Chiyue Wei, Bangyan Wang, Xiangyu Li, Yuan Xie, Huazhong Yang, and Yu Wang. 2022. DIMMining: Pruning-Efficient and Parallel Graph Mining on Near-Memory-Computing. In *Proceedings of the International Symposium on Computer Architecture (ISCA)*.
- [27] Quan Deng, Lei Jiang, Youtao Zhang, Minxuan Zhang, and Jun Yang. 2018. DrAcc: A DRAM Based Accelerator for Accurate CNN Inference. In *Design Automation Conference (DAC)*.
- [28] Fabrice Devaux. 2019. The True Processing In Memory Accelerator. In *Hot Chips: A Symposium on High Performance Chips*.
- [29] Laxman Dhulipala, Guy E Blelloch, and Julian Shun. 2019. Low-Latency Graph Streaming Using Compressed Purely-Functional Trees. In *Proceedings of the ACM SIGPLAN Conference on Programming Language Design and Implementation (PLDI)*.
- [30] Jeff Draper, Jacqueline Chame, Mary Hall, Craig Steele, Tim Barrett, Jeff LaCoss, John Granacki, Jaewook Shin, Chun Chen, Chang Woo Kang, Ihn Kim, and Gokhan Daglikoca. 2002. The Architecture of the DIVA Processing-In-Memory Chip. In *Proceedings of the 16th International Conference on Supercomputing (ICS)*.
- [31] Jason Evans. 2006. A Scalable Concurrent malloc(3) Implementation for FreeBSD.
- [32] Ivan Fernandez, Ricardo Quisilant, Eladio Gutiérrez, Oscar Plata, Christina Giannoula, Mohammed Alser, Juan Gómez-Luna, and Onur Mutlu. 2020. NATSA: A Near-Data Processing Accelerator for Time Series Analysis. In *Proceedings of the International Conference on Computer Design (ICCD)*.
- [33] João Dinis Ferreira, Gabriel Falcao, Juan Gómez-Luna, Mohammed Alser, Lois Orosa, Mohammad Sadrosadati, Jeremie S Kim, Geraldo F Oliveira, Taha Shahroodi, Anant Nori, and Onur Mutlu. 2022. pluto: Enabling Massively Parallel Computation in DRAM via Lookup Tables. In *Proceedings of the International Symposium on Microarchitecture (MICRO)*.
- [34] Daichi Fujiki, Scott Mahlke, and Reetuparna Das. 2018. In-Memory Data Parallel Processor. In *Proceedings of the International Conference on Architectural Support for Programming Languages and Operating Systems (ASPLOS)*.
- [35] Fei Gao, Georgios Tziantzioulis, and David Wentzlaff. 2019. ComputeDRAM: In-Memory Compute Using Off-the-Shelf DRAMs. In *Proceedings of the International Symposium on Microarchitecture (MICRO)*.
- [36] Mingyu Gao and Christos Kozyrakis. 2016. HRL: Efficient and Flexible Reconfigurable Logic for Near-Data Processing. In *Proceedings of the International Symposium on High-Performance Computer Architecture (HPCA)*.
- [37] Mingyu Gao, Jing Pu, Xuan Yang, Mark Horowitz, and Christos Kozyrakis. 2017. TETRIS: Scalable and Efficient Neural Network Acceleration with 3D Memory. In *Proceedings of the International Conference on Architectural Support for Programming Languages and Operating Systems (ASPLOS)*.
- [38] Isaac Gelado and Michael Garland. 2019. Throughput-oriented GPU Memory Allocation. In *Proceedings of the Symposium on Principles and Practice of Parallel Programming (PPoPP)*.
- [39] Sanjay Ghemawat and Paul Menage. 2009. Tcmalloc: Thread-caching Malloc.
- [40] Christina Giannoula, Ivan Fernandez, Juan Gómez-Luna, Nectarios Koziris, Georgios Goumas, and Onur Mutlu. 2022. SparseP: Towards Efficient Sparse Matrix Vector Multiplication on Real Processing-In-Memory Architectures. *Proceedings of the ACM on Measurement and Analysis of Computing Systems* (2022).
- [41] Christina Giannoula, Ivan Fernandez, Juan Gómez-Luna, Nectarios Koziris, Georgios Goumas, and Onur Mutlu. 2022. SparseP: Towards Efficient Sparse Matrix Vector Multiplication on Real Processing-In-Memory Architectures. In *arxiv.org*.
- [42] Christina Giannoula, Nandita Vijaykumar, Nikela Papadopoulou, Vasileios Karakostas, Ivan Fernandez, Juan Gómez-Luna, Lois Orosa, Nectarios Koziris, Georgios Goumas, and Onur Mutlu. 2021. SynCron: Efficient Synchronization Support for Near-Data-Processing Architectures. In *Proceedings of the International Symposium on High-Performance Computer Architecture (HPCA)*.
- [43] Christina Giannoula, Peiming Yang, Ivan Fernandez Vega, Jiacheng Yang, Yu Xin Li, Juan Gómez Luna, Mohammad Sadrosadati, Onur Mutlu, and Gennady Pekhimenko. 2024. Accelerating Graph Neural

- Networks on Real Processing-In-Memory Systems. In *arxiv.org*.
- [44] Kailash Gogineni, Sai Santosh Dayapule, Juan Gómez-Luna, Karthikeya Gogineni, Peng Wei, Tian Lan, Mohammad Sadrosadati, Onur Mutlu, and Guru Venkataramani. 2024. An Experimental Evaluation of Machine Learning Training on a Real Processing-In-Memory System. In *arxiv.org*.
 - [45] Kailash Gogineni, Sai Santosh Dayapule, Juan Gómez-Luna, Karthikeya Gogineni, Peng Wei, Tian Lan, Mohammad Sadrosadati, Onur Mutlu, and Guru Venkataramani. 2024. SwiftRL: Towards Efficient Reinforcement Learning on Real Processing-In-Memory Systems. In *arxiv.org*.
 - [46] Juan Gómez-Luna, Izzat El Hajj, Ivan Fernandez, Christina Giannoula, Geraldo F. Oliveira, and Onur Mutlu. 2021. Benchmarking Memory-Centric Computing Systems: Analysis of Real Processing-In-Memory Hardware. In *Proceedings of the International Green and Sustainable Computing Conference (IGSC)*.
 - [47] Juan Gómez-Luna, Yuxin Guo, Sylvan Brocard, Julien Legriel, Remy Cimadomo, Geraldo F Oliveira, Gagandeep Singh, and Onur Mutlu. 2022. Machine Learning Training on a Real Processing-In-Memory System. In *IEEE Computer Society Annual Symposium on VLSI (ISVLSI)*.
 - [48] Juan Gómez-Luna, Yuxin Guo, Sylvan Brocard, Julien Legriel, Remy Cimadomo, Geraldo F Oliveira, Gagandeep Singh, and Onur Mutlu. 2023. An Experimental Evaluation of Machine Learning Training on a Real Processing-In-Memory System. In *arxiv.org*.
 - [49] Juan Gómez-Luna, Yuxin Guo, Sylvan Brocard, Julien Legriel, Remy Cimadomo, Geraldo F Oliveira, Gagandeep Singh, and Onur Mutlu. 2023. Evaluating Machine Learning Workloads on Memory-Centric Computing Systems. In *Proceedings of the International Symposium on Performance Analysis of Systems Software (ISPASS)*.
 - [50] Juan Gómez-Luna, Yuxin Guo, Geraldo F Oliveira, Mohammad Sadrosadati, and Onur Mutlu. 2023. TransPimLib: A Library for Efficient Transcendental Functions on Processing-in-Memory Systems. In *arxiv.org*.
 - [51] Juan Gómez-Luna, Izzat El Hajj, Ivan Fernandez, Christina Giannoula, Geraldo F. Oliveira, and Onur Mutlu. 2021. Benchmarking a New Paradigm: An Experimental Analysis of a Real Processing-In-Memory Architecture. In *arxiv.org*.
 - [52] Juan Gómez-Luna, Izzat El Hajj, Ivan Fernandez, Christina Giannoula, Geraldo F. Oliveira, and Onur Mutlu. 2022. Benchmarking a New Paradigm: Experimental Analysis and Characterization of a Real Processing-In-Memory System. *IEEE Access* (2022).
 - [53] Yufeng Gu, Alireza Khadem, Sumanth Umesh, Ning Liang, Xavier Servot, Onur Mutlu, Ravi Iyer, and Reetuparna Das. 2025. PIM Is All You Need: A CXL-Enabled GPU-Free System for Large Language Model Inference. In *arxiv.org*.
 - [54] Harshita Gupta, Mayank Kabra, Juan Gómez-Luna, Konstantinos Kanellopoulos, and Onur Mutlu. 2023. Evaluating Homomorphic Operations on a Real-World Processing-In-Memory System. In *Proceedings of the International Symposium on Workload Characterization (IISWC)*.
 - [55] Ramyad Hadidi, Lifeng Nai, Hyojong Kim, and Hyesoon Kim. 2017. CAIRO: A Compiler-Assisted Technique for Enabling Instruction-Level Offloading of Processing-In-Memory. *ACM Transactions on Architecture and Code Optimization (TACO)* (2017).
 - [56] Nastaran Hajinazar, Geraldo F. Oliveira, Sven Gregorio, João Dinis Ferreira, Nika Mansouri Ghiasi, Minesh Patel, Mohammed Alser, Saugata Ghose, Juan Gómez-Luna, and Onur Mutlu. 2021. SIMDram: A Framework for Bit-Serial SIMD Processing Using DRAM. In *Proceedings of the International Conference on Architectural Support for Programming Languages and Operating Systems (ASPLOS)*.
 - [57] Mingxuan He, Choungki Song, Ilkon Kim, Chunseok Jeong, Seho Kim, Il Park, Mithuna Thottethodi, and T. N. Vijaykumar. 2020. Newton: A DRAM-maker's Accelerator-In-Memory (AiM) Architecture for Machine Learning. In *Proceedings of the International Symposium on Microarchitecture (MICRO)*.
 - [58] Yintao He, Haiyu Mao, Christina Giannoula, Mohammad Sadrosadati, Juan Gómez-Luna, Huawei Li, Xiaowei Li, Ying Wang, and Onur Mutlu. 2025. PAPI: Exploiting Dynamic Parallelism in Large Language Model Decoding with a Processing-In-Memory-Enabled Computing System. In *arxiv.org*.
 - [59] Guseul Heo, Sangyeop Lee, Jaehong Cho, Hyunmin Choi, Sanghyeon Lee, Hyungkyu Ham, Gwangsun Kim, Divya Mahajan, and Jongse Park. 2024. NeuPIMs: NPU-PIM Heterogeneous Acceleration for Batched LLM Inference. In *Proceedings of the International Conference on Architectural Support for Programming Languages and Operating Systems (ASPLOS)*.
 - [60] Kevin Hsieh, Eiman Ebrahim, Gwangsun Kim, Niladrish Chatterjee, Mike O'Connor, Nandita Vijaykumar, Onur Mutlu, and Stephen W. Keckler. 2016. Transparent Offloading and Mapping (TOM): Enabling Programmer-Transparent Near-Data Processing in GPU Systems. In *Proceedings of the International Symposium on Computer Architecture (ISCA)*.
 - [61] Kevin Hsieh, Samira Khan, Nandita Vijaykumar, Kevin K. Chang, Amirali Boroumand, Saugata Ghose, and Onur Mutlu. 2016. Accelerating Pointer Chasing in 3D-Stacked Memory: Challenges, Mechanisms, Evaluation. In *Proceedings of the International Conference on Computer Design (ICCD)*.
 - [62] Xiaohuang Huang, Christopher I Rodrigues, Stephen Jones, Ian Buck, and Wen-mei Hwu. 2010. Xmalloc: A Scalable Lock-free Dynamic Memory Allocator for Many-core Machines. In *IEEE International Conference on Computer and Information Technology*.
 - [63] Andrew Hamilton Hunter, Chris Kennelly, Paul Turner, Darryl Gove, Tipp Moseley, and Parthasarathy Ranganathan. 2021. Beyond Malloc Efficiency to Fleet Efficiency: a Hugepage-Aware Memory Allocator. In *Proceedings of the USENIX Symposium on Operating Systems Design and Implementation (OSDI)*.
 - [64] Bongjoon Hyun, Taehun Kim, Dongjae Lee, and Minsoo Rhu. 2024. Pathfinding Future PIM Architectures by Demystifying a Commercial PIM Technology. In *Proceedings of the International Symposium on High-Performance Computer Architecture (HPCA)*.
 - [65] Jaeyoung Jang, Jun Heo, Yejin Lee, Jaeyeon Won, Seonghak Kim, Sung Jun Jung, Hakbeom Jang, Tae Jun Ham, and Jae W Lee. 2019. Charon: Specialized Near-Memory Processing Architecture for Clearing Dead Objects in Memory. In *Proceedings of the International Symposium on Microarchitecture (MICRO)*.
 - [66] Gilbert Jonatan, Haeyoon Cho, Hyojun Son, Xiangyu Wu, Neal Livesay, Evelio Mora, Kaustubh Shivdikan, José L Abellán, Ajay Joshi, David Kaeli, and John Kim. 2024. Scalability Limitations of Processing-in-Memory Using Real System Evaluations. In *Proceedings of the ACM on Measurement and Analysis of Computing Systems (SIGMETRICS)*.
 - [67] Hongju Kal, Chanyoung Yoo, and Won Woo Ro. 2023. AESPA: Asynchronous Execution Scheme to Exploit Bank-Level Parallelism of Processing-In-Memory. In *Proceedings of the International Symposium on Microarchitecture (MICRO)*.
 - [68] Svilen Kanev, Sam Likun Xi, Gu-Yeon Wei, and David Brooks. 2017. Mallacc: Accelerating Memory Allocation. In *Proceedings of the International Conference on Architectural Support for Programming Languages and Operating Systems (ASPLOS)*.
 - [69] Shinhaeng Kang, Sukhan Lee, Byeongho Kim, Hweesoo Kim, Kyomin Sohn, Nam Sung Kim, and Eojin Lee. 2022. An FPGA-based RNN-T Inference Accelerator with PIM-HBM. In *Proceedings of the International Symposium on Field-Programmable Gate Arrays (FPGA)*.
 - [70] Liu Ke, Udit Gupta, Benjamin Youngjae Cho, David Brooks, Vikas Chandra, Utku Diril, Amin Firoozshahian, Kim Hazelwood, Bill Jia, Hsien-Hsin S. Lee, Meng Li, Bert Maher, Dheevatsa Mudigere, Maxim Naumov, Martin Schatz, Mikhail Smelyanskiy, Xiaodong Wang, Brandon Reagen, Carole-Jean Wu, Mark Hempstead, and Xuan Zhang.

2020. RecNMP: Accelerating Personalized Recommendation with Near-Memory Processing. In *Proceedings of the International Symposium on Computer Architecture (ISCA)*.
- [71] Michael Kerrisk. 2014. pthreads(7) — Linux Manual Page. <https://man7.org/linux/man-pages/man7/pthreads.7.html>
- [72] Donghyeon Kim, Taehoon Kim, Inyong Hwang, Taehyeon Park, Hanjun Kim, Youngsok Kim, and Yongjun Park. 2023. Virtual PIM: Resource-Aware Dynamic DPU Allocation and Workload Scheduling Framework for Multi-DPU PIM Architecture. In *Proceedings of the International Conference on Parallel Architectures and Compilation Techniques (PACT)*.
- [73] Duckhwan Kim, Jaeha Kung, Sek Chai, Sudhakar Yalamanchili, and Saibal Mukhopadhyay. 2016. Neurocube: A Programmable Digital Neuromorphic Architecture with High-Density 3D Memory. In *Proceedings of the International Symposium on Computer Architecture (ISCA)*.
- [74] Jin Hyun Kim, Yuhwan Ro, Jinin So, Sukhan Lee, Shin-haeng Kang, YeonGon Cho, Hyeonsu Kim, Byeongho Kim, Kyungsoo Kim, Sangsoo Park, Jin-seong Kim, Sanghoon Cha, Won-jo Lee, Jin Jung, Jonggeon Lee, Jieun Lee, joonho Song, Seungwon Lee, Jeonghyeon Cho, Jaehoon Yu, and Kyomin Sohn. 2023. Samsung PIM/PNM for Transformer Based AI: Energy Efficiency on PIM/PNM Cluster. In *Hot Chips: A Symposium on High Performance Chips*.
- [75] Kenneth C Knowlton. 1965. A Fast Storage Allocator. *Commun. ACM* (1965).
- [76] Yongkee Kwon, Guhyun Kim, Nahsung Kim, Woojae Shin, Jongsoo Won, Hyunha Joo, Haerang Choi, Byeongju An, Gyeongcheol Shin, Dayeon Yun, Jeongbin Kim, Changhyun Kim, Ilkon Kim, Jaeha Park, Chanwook Park, Yosub Song, Byeongsu Yang, Hyeongdeok Lee, Seungyeon Park, Wonjun Lee, Seongju Lee, Kyuyoung Kim, Daehan Kwon, Chunseok Jeong, John Kim, Euicheol Lim, and Junhyun Chun. 2023. Memory-Centric Computing with SK Hynix's Domain-Specific Memory. In *Hot Chips: A Symposium on High Performance Chips*.
- [77] Youngeun Kwon, Yunjae Lee, and Minsoo Rhu. 2019. TensorDIMM: A Practical Near-Memory Processing Architecture for Embeddings and Tensor Operations in Deep Learning. In *Proceedings of the International Symposium on Microarchitecture (MICRO)*.
- [78] Youngeun Kwon, Yunjae Lee, and Minsoo Rhu. 2021. Tensor Casting: Co-Designing Algorithm-Architecture for Personalized Recommendation Training. In *Proceedings of the International Symposium on High-Performance Computer Architecture (HPCA)*.
- [79] Young-Cheon Kwon, Suk Han Lee, Jaehoon Lee, Sang-Hyuk Kwon, Je Min Ryu, Jong-Pil Son, O Seongil, Hak-Soo Yu, Haesuk Lee, Soo Young Kim, Youngmin Cho, Jin Guk Kim, Jongyoon Choi, HyunSung Shin, Jin Kim, BengSeng Phuah, HyoungMin Kim, Myeong Jun Song, Ahn Choi, Daeho Kim, SooYoung Kim, Eun-Bong Kim, David Wang, Shinhaeng Kang, Yuhwan Ro, Seungwoo Seo, JoonHo Song, Jaeyoun Youn, Kyomin Sohn, and Nam Sung Kim. 2021. 25.4 A 20nm 6GB Function-In-Memory DRAM, Based on HBM2 with a 1.2TFLOPS Programmable Computing Unit Using Bank-Level Parallelism, for Machine Learning Applications. In *Proceedings of the International Solid State Circuits Conference (ISSCC)*.
- [80] Christoph Lameter. 2014. Slab Allocators in the Linux Kernel: SLAB, SLOB, SLUB. <https://events.static.linuxfound.org/sites/events/files/slides/slaballocators.pdf>
- [81] C. Lattner and V. Adve. 2004. LLVM: A Compilation Framework for Lifelong Program Analysis and Transformation. In *International Symposium on Code Generation and Optimization (CGO)*.
- [82] Dongjae Lee, Bongjoon Hyun, Taehun Kim, and Minsoo Rhu. 2024. Analysis of Data Transfer Bottlenecks in Commercial PIM Systems: A Study with UPMEM-PIM. *IEEE Computer Architecture Letters* (2024).
- [83] Dongjae Lee, Bongjoon Hyun, Taehun Kim, and Minsoo Rhu. 2024. PIM-MMU: A Memory Management Unit for Accelerating Data Transfers in Commercial PIM Systems. In *Proceedings of the International Symposium on Microarchitecture (MICRO)*.
- [84] Sukhan Lee, Shin-haeng Kang, Jaehoon Lee, Hyeonsu Kim, Eojin Lee, Seungwoo Seo, Hosang Yoon, Seungwon Lee, Kyoungwan Lim, Hyunsung Shin, Jinhyun Kim, O Seongil, Anand Iyer, David Wang, Kyomin Sohn, and Nam Sung Kim. 2021. Hardware Architecture and Software Stack for PIM Based on Commercial DRAM Technology : Industrial Product. In *Proceedings of the International Symposium on Computer Architecture (ISCA)*.
- [85] Marzieh Lenjani, Alif Ahmed, Mircea Stan, and Kevin Skadron. 2022. Gearbox: A Case for Supporting Accumulation Dispatching and Hybrid Partitioning in PIM-based Accelerators. In *Proceedings of the International Symposium on Computer Architecture (ISCA)*.
- [86] Shuangchen Li, Dimin Niu, Krishna T. Malladi, Hongzhong Zheng, Bob Brennan, and Yuan Xie. 2017. DRISA: A DRAM-based Reconfigurable In-Situ Accelerator. In *Proceedings of the International Symposium on Microarchitecture (MICRO)*.
- [87] Wentong Li, Saraju Mohanty, and Krishna Kavi. 2006. A Page-based Hybrid (Software-Hardware) Dynamic Memory Allocator. *IEEE Computer Architecture Letters* (2006).
- [88] Yiwei Li, Boyu Tian, and Mingyu Gao. 2024. Stream-based Data Placement for Near-Data Processing with Extended Memory. In *Proceedings of the International Symposium on Microarchitecture (MICRO)*.
- [89] Chaemin Lim, Suhyun Lee, Jinwoo Choi, Jounghoo Lee, Seongyeon Park, Hanjun Kim, Jinho Lee, and Youngsok Kim. 2023. Design and Analysis of a Processing-In-DIMM Join Algorithm: A Case Study with UPMEM DIMMs. In *Proceedings of the International Conference on Management of Data (SIGMOD)*.
- [90] Martin Maas, Krste Asanović, and John Kubiawicz. 2018. A Hardware Accelerator for Tracing Garbage Collection. In *Proceedings of the International Symposium on Computer Architecture (ISCA)*.
- [91] Hunter McCoy and Prashant Pandey. 2024. Gallatin: A General-Purpose GPU Memory Manager. In *Proceedings of the Symposium on Principles and Practice of Parallel Programming (PPOPP)*.
- [92] Naveen Muralimanohar, Rajeev Balasubramanian, and Norman P Jouppi. 2009. CACTI 6.0: A tool to Model Large Caches. *HP laboratories* (2009).
- [93] Onur Mutlu, Saugata Ghose, Juan Gómez-Luna, and Rachata Ausavarungnirun. 2020. A Modern Primer on Processing in Memory. In *arxiv.org*.
- [94] Lifeng Nai, Ramyad Hadidi, Jaewoong Sim, Hyojong Kim, Pranith Kumar, and Hyesoon Kim. 2017. GraphPIM: Enabling Instruction-Level PIM Offloading in Graph Computing Frameworks. In *Proceedings of the International Symposium on High-Performance Computer Architecture (HPCA)*.
- [95] Lifeng Nai, Ramyad Hadidi, He Xiao, Hyojong Kim, Jaewoong Sim, and Hyesoon Kim. 2018. CoolPIM: Thermal-aware Source Throttling for Efficient PIM Instruction Offloading. In *Proceedings of the International Symposium on Parallel and Distributed Processing (IPDPS)*.
- [96] Joel Nider, Jackson Dagger, Niloo Gharavi, Daniel Ng, and Alexandra Fedorova. 2022. Bulk JPEG Decoding on In-Memory Processors. In *Proceedings of the 15th ACM International Conference on Systems and Storage (SYSTOR)*.
- [97] Joel Nider, Craig Mustard, Andrada Zoltan, John Ramsden, Larry Liu, Jacob Grossbard, Mohammad Dashti, Romaric Jodin, Alexandre Ghitii, Jordi Chauzi, and Alexandra Fedorova. 2021. A Case Study of Processing-In-Memory in Off-the-Shelf Systems. In *USENIX Annual Technical Conference (ATC)*.
- [98] Si Ung Noh, Junguk Hong, Chaemin Lim, Seongyeon Park, Jeehyun Kim, Hanjun Kim, Youngsok Kim, and Jinho Lee. 2024. PID-Comm: A Fast and Flexible Collective Communication Framework for Commodity Processing-in-DIMM Devices. In *Proceedings of the International Symposium on Computer Architecture (ISCA)*.

- [99] NVIDIA. 2020. CUDA, release: 10.2.89. <https://developer.nvidia.com/cuda-toolkit>
- [100] Geraldo F Oliveira, Emanuele G Esposito, Juan Gómez-Luna, and Onur Mutlu. 2024. PUMA: Efficient and Low-Cost Memory Allocation and Alignment Support for Processing-Using-Memory Architectures. In *arxiv.org*.
- [101] Geraldo F. Oliveira, Juan Gómez-Luna, Saugata Ghose, Amirali Boroumand, and Onur Mutlu. 2022. Accelerating Neural Network Inference with Processing-In-DRAM: From the Edge to the Cloud. *IEEE Micro* (2022).
- [102] Geraldo F Oliveira, Juan Gómez-Luna, Mohammad Sadrosadati, Yuxin Guo, and Onur Mutlu. 2023. Transpimlib: Efficient Transcendental Functions for Processing-In-Memory Systems. In *Proceedings of the International Symposium on Performance Analysis of Systems Software (ISPASS)*.
- [103] Geraldo F Oliveira, Ataberk Olgun, Abdullah Giray Yağlıkçı, F Nisa Bostancı, Juan Gómez-Luna, Saugata Ghose, and Onur Mutlu. 2024. MIMDRAM: An End-to-End Processing-Using-DRAM System for High-Throughput, Energy-Efficient and Programmer-Transparent Multiple-Instruction Multiple-Data Computing. In *Proceedings of the International Symposium on High-Performance Computer Architecture (HPCA)*.
- [104] Prashant Pandey, Brian Wheatman, Helen Xu, and Aydin Buluc. 2021. Terrace: A Hierarchical Graph Container for Skewed Dynamic Graphs. In *Proceedings of the International Conference on Management of Data (SIGMOD)*.
- [105] Jaehyun Park, Jaewan Choi, Kwanhee Kyung, Michael Jaemin Kim, Yongsuk Kwon, Nam Sung Kim, and Jung Ho Ahn. 2024. AttAcc! Unleashing the Power of PIM for Batched Transformer-based Generative Model Inference. In *Proceedings of the International Conference on Architectural Support for Programming Languages and Operating Systems (ASPLOS)*.
- [106] Sang-Soo Park, KyungSoo Kim, Jinin So, Jin Jung, Jonggeon Lee, Kyoungwan Woo, Nayeon Kim, Younghyun Lee, Hyungyo Kim, Yongsuk Kwon, Jinhyun Kim, Jieun Lee, YeonGon Cho, Yongmin Tai, Jeonghyeon Cho, Hoyoung Song, Jung Ho Ahn, and Nam Sung Kim. 2024. An LPDDR-based CXL-PNM Platform for TCO-Efficient GPT Inference. In *Proceedings of the International Symposium on High-Performance Computer Architecture (HPCA)*.
- [107] Minh Pham, Hao Li, Yongke Yuan, Chengcheng Mou, Kandethody Ramachandran, Zichen Xu, and Yicheng Tu. 2022. Dynamic memory management in massively parallel systems: a case on GPUs. In *Proceedings of the 36th ACM International Conference on Supercomputing*.
- [108] Steve Rhyner, Haocong Luo, Juan Gómez-Luna, Mohammad Sadrosadati, Jiawei Jiang, Ataberk Olgun, Harshita Gupta, Ce Zhang, and Onur Mutlu. 2024. Analysis of Distributed Optimization Algorithms on a Real Processing-In-Memory System. In *arxiv.org*.
- [109] Steve Rhyner, Haocong Luo, Juan Gómez-Luna, Mohammad Sadrosadati, Jiawei Jiang, Ataberk Olgun, Harshita Gupta, Ce Zhang, and Onur Mutlu. 2024. PIM-Opt: Demystifying Distributed Optimization Algorithms on a Real-World Processing-In-Memory System. In *Proceedings of the International Conference on Parallel Architectures and Compilation Techniques (PACT)*.
- [110] Samsung. 2017. 8Gb C-die DDR4 SDRAM x16.
- [111] Vivek Seshadri, Kevin Hsieh, Amirali Boroumand, Donghyuk Lee, Michael A Kozuch, Onur Mutlu, Phillip B Gibbons, and Todd C Mowry. 2015. Fast Bulk Bitwise AND and OR in DRAM. *IEEE Computer Architecture Letters* (2015).
- [112] Vivek Seshadri, Yoongu Kim, Chris Fallin, Donghyuk Lee, Rachata Ausavarungrin, Gennady Pekhimenko, Yixin Luo, Onur Mutlu, Phillip B. Gibbons, Michael A. Kozuch, and Todd C. Mowry. 2013. RowClone: Fast and Energy-Efficient In-DRAM Bulk Data Copy and Initialization. In *Proceedings of the International Symposium on Microarchitecture (MICRO)*.
- [113] Vivek Seshadri, Donghyuk Lee, Thomas Mullins, Hasan Hassan, Amirali Boroumand, Jeremie Kim, Michael A Kozuch, Onur Mutlu, Phillip B Gibbons, and Todd C Mowry. 2016. Buddy-RAM: Improving the Performance and Efficiency of Bulk Bitwise Operations Using DRAM. In *arxiv.org*.
- [114] Vivek Seshadri, Donghyuk Lee, Thomas Mullins, Hasan Hassan, Amirali Boroumand, Jeremie Kim, Michael A. Kozuch, Onur Mutlu, Phillip B. Gibbons, and Todd C. Mowry. 2017. Ambit: In-Memory Accelerator for Bulk Bitwise Operations Using Commodity DRAM Technology. In *Proceedings of the International Symposium on Microarchitecture (MICRO)*.
- [115] Hyunsung Shin, Dongyoung Kim, Eunhyeok Park, Sungho Park, Yongsik Park, and Sungjoo Yoo. 2018. McDRAM: Low Latency and Energy-Efficient Matrix Computations in DRAM. *IEEE Transactions on Computer-Aided Design of Integrated Circuits and Systems* (2018).
- [116] Gagandeep Singh, Juan Gómez-Luna, Giovanni Mariani, Geraldo F. Oliveira, Stefano Corda, Sander Stuijk, Onur Mutlu, and Henk Corporaal. 2019. NAPEL: Near-Memory Computing Application Performance Prediction via Ensemble Learning. In *Design Automation Conference (DAC)*.
- [117] Harold S. Stone. 1970. A Logic-In-Memory Computer. *IEEE Trans. Comput.* (1970).
- [118] Boyu Tian, Qihang Chen, and Mingyu Gao. 2023. ABNDP: Co-Optimizing Data Access and Load Balance in Near-Data Processing. In *Proceedings of the International Conference on Architectural Support for Programming Languages and Operating Systems (ASPLOS)*.
- [119] Boyu Tian, Yiwei Li, Li Jiang, Shuangyu Cai, and Mingyu Gao. 2024. NDPBridge: Enabling Cross-Bank Coordination in Near-DRAM-Bank Processing Architectures. In *Proceedings of the International Symposium on Computer Architecture (ISCA)*.
- [120] UPMEM. 2021. LLVM-based Compiler Stack Developed by UPMEM. <https://github.com/upmem/llvm-project>
- [121] Ewald Von Puttkamer. 1975. A Simple Hardware Buddy System Memory Allocator. *IEEE Transactions on computers* (1975).
- [122] Zhengrong Wang, Christopher Liu, Nathan Beckmann, and Tony Nowatzki. 2023. Affinity Alloc: Taming Not-So Near-Data Computing. In *Proceedings of the International Symposium on Microarchitecture (MICRO)*.
- [123] Ziqi Wang, Kaiyang Zhao, Pei Li, Andrew Jacob, Michael Kozuch, Todd Mowry, and Dimitrios Skarlatos. 2023. Memento: Architectural Support for Ephemeral Memory Management in Serverless Environments. In *Proceedings of the International Symposium on Microarchitecture (MICRO)*.
- [124] Martin Winter, Daniel Mlakar, Rhaleb Zayer, Hans-Peter Seidel, and Markus Steinberger. 2018. faimGraph: High Performance Management of Fully-Dynamic Graphs under Tight Memory Constraints on the GPU. In *Proceedings of the International Conference on High Performance Computing, Networking, Storage and Analysis (SC)*.
- [125] Martin Winter, Mathias Parger, Daniel Mlakar, and Markus Steinberger. 2021. Are Dynamic Memory Managers on GPUs Slow? A Survey and Benchmarks. In *Proceedings of the Symposium on Principles and Practice of Parallel Programming (PPoPP)*.
- [126] Xinfeng Xie, Zheng Liang, Peng Gu, Abanti Basak, Lei Deng, Ling Liang, Xing Hu, and Yuan Xie. 2021. SpaceA: Sparse Matrix Vector Multiplication on Processing-in-Memory Accelerator. In *Proceedings of the International Symposium on High-Performance Computer Architecture (HPCA)*.
- [127] İsmail Emir Yüksel, Yahya Can Tuğrul, Ataberk Olgun, F Nisa Bostancı, A Giray Yağlıkçı, Geraldo F Oliveira, Haocong Luo, Juan Gómez-Luna, Mohammad Sadrosadati, and Onur Mutlu. 2024. Functionally-Complete Boolean Logic in Real DRAM Chips: Experimental Characterization and Analysis. In *Proceedings of the International Symposium on High-Performance Computer Architecture (HPCA)*.

- [128] Sungmin Yun, Kwanhee Kyung, Juhwan Cho, Jaewan Choi, Jongmin Kim, Byeongho Kim, Sukhan Lee, Kyomin Sohn, and Jung Ho Ahn. 2024. Duplex: A Device for Large Language Models with Mixture of Experts, Grouped Query Attention, and Continuous Batching. In *Proceedings of the International Symposium on Microarchitecture (MICRO)*.
- [129] Mingxing Zhang, Youwei Zhuo, Chao Wang, Mingyu Gao, Yongwei Wu, Kang Chen, Christos Kozyrakis, and Xuehai Qian. 2018. GraphP: Reducing Communication for PIM-based Graph Processing with Efficient Data Partition. In *Proceedings of the International Symposium on High-Performance Computer Architecture (HPCA)*.
- [130] Yilong Zhao, Mingyu Gao, Fangxin Liu, Yiwei Hu, Zongwu Wang, Han Lin, Ji Li, He Xian, Hanlin Dong, Tao Yang, Naifeng Jing, Liang Xiaoyao, and Li Jiang. 2024. UM-PIM: DRAM-based PIM with Uniform & Shared Memory Space. In *Proceedings of the International Symposium on Computer Architecture (ISCA)*.
- [131] Zhuangzhuang Zhou, Vaibhav Gogte, Nilay Vaish, Chris Kennelly, Patrick Xia, Svilen Kanev, Tipp Moseley, Christina Delimitrou, and Parthasarathy Ranganathan. 2024. Characterizing a Memory Allocator at Warehouse Scale. In *Proceedings of the International Conference on Architectural Support for Programming Languages and Operating Systems (ASPLOS)*.
- [132] Youwei Zhuo, Chao Wang, Mingxing Zhang, Rui Wang, Dimin Niu, Yanzhi Wang, and Xuehai Qian. 2019. GraphQ: Scalable PIM-based Graph Processing. In *Proceedings of the International Symposium on Microarchitecture (MICRO)*.