

WI2easy: warm inflation dynamics made easy

Gabriel S. Rodrigues^a and Rudnei O. Ramos^{a,1}

^aDepartamento de Física Teórica, Universidade do Estado do Rio de Janeiro, 20550-013 Rio de Janeiro, RJ, Brazil

E-mail: gabriel.desenhista.gr.gr@gmail.com, rudnei@uerj.br

Abstract.

We present *WI2easy*, a *Mathematica* package for high-precision analysis of warm inflation (WI) dynamics, enabling efficient computation of both background evolution and curvature perturbations. Designed with a user-friendly interface, the tool supports a broad spectrum of inflaton potentials—including large-field, small-field, and hybrid models—and accommodates arbitrary dissipation coefficients dependent on temperature, field amplitude, or both, encompassing canonical forms prevalent in WI studies. Users can define custom models through intuitive commands, generating full dynamical trajectories and perturbation spectra in a streamlined workflow. This facilitates rapid confrontation of theoretical predictions with observational constraints, empowering systematic exploration of WI parameter spaces. *WI2easy* bridges the gap between theoretical models and observational cosmology, offering a robust, adaptable framework for next-generation inflationary analyses.

¹Corresponding author.

Contents

1	Introduction	3
2	The background equations in WI	5
3	The perturbation equations in WI	7
4	The WI2easy code overview and usage	11
4.1	Installation	12
4.2	Running WI2easy	12
4.2.1	Command ParametersWI []	13
4.2.2	Command FindICs [Qi, Qf]	14
4.2.3	Command FindGQ []	14
4.2.4	Command ObservationsWI [Q0value, x0value]	14
4.2.5	Command QrangeWI [Qinit]	16
5	Models analyzed	16
6	Examples of results	18
6.1	The function $G(Q)$	18
6.2	Comparison with previous results for $G(Q)$	19
6.3	Background quantities and the power spectrum	22
6.4	Dependence of the background and perturbation quantities on the value of Q	22
7	Conclusion	25
A	Background and perturbation equations implemented in the code	26

Program Summary

Program title: WI2easy

Version: 1.0

Program obtainable from: <https://github.com/RudneiRamos/WI2easy>

Distribution format: .m

Programming language: **Mathematica**

Computer: Tested on a personal computer (CPU AMD Ryzen 9 3950X, 64 GiB RAM)

Operating system: Tested on Linux Mint (22.1) and Windows (10).

Running time: Depends on the complexity of the problem and code command used (see example notebook for typical runtimes).

Nature of the problem: Analysis of warm inflation dynamics, enabling efficient computation of both background evolution and curvature perturbations.

Solution method: Warm inflation perturbations solved using a deterministic Fokker-Planck formalism, bypassing the direct numerical solution of stochastic differential equations.

Restrictions: **Mathematica** version 13.3 or above.

1 Introduction

Warm inflation (WI) [1–5] is a cosmological framework in which the inflaton field continuously dissipates energy into a thermal radiation bath during the accelerated expansion phase, maintaining a non-negligible temperature throughout. Unlike standard cold inflation (CI), where the universe is supercooled and a reheating phase is required after inflation ends, WI naturally generates radiation through dissipative interactions (e.g., with other quantum fields), avoiding the need for a separate reheating epoch (for earlier reviews on the WI construction, see the refs. [6, 7], while for a more recent review see, e.g. ref. [8] and for a historical perspective on the development of the ideas in WI, see, e.g. ref. [9]). Key results in WI include modified density perturbations dominated by thermal (rather than quantum) fluctuations, leading to a distinct power spectrum with the possibility of a redder spectral tilt n_s and suppressed tensor-to-scalar ratio r , aligning better with observational constraints for a larger variety of primordial inflation potential, including the simpler monomial potentials [10–12]. Additionally, dissipative effects in WI can stabilize flat potentials against quantum corrections, mitigating the eta problem [7, 13, 14] and predict unique signatures like non-Gaussianities [15, 16] or running spectral indices [17], offering testable departures from CI paradigms. This interplay between thermodynamics and inflationary dynamics provides a bridge to particle physics models, such as those involving axions or strong coupling regimes, while addressing longstanding fine-tuning challenges. It is fair to say that WI produces a promising inflation picture that has been shown to better align with effective field theories with an ultraviolet (UV) completion in quantum gravity [18–26]. These are all very appealing features that make WI a compelling scenario and which has been attracting increasingly interest in the recent literature.

Since the beginning of the studies in WI, it was recognized that there are two important regimes for the dynamics during WI, the weak and strong dissipation ones, which can be characterized in terms of the ratio of the strength of the dissipation coefficient Υ over the Hubble parameter H , $Q = \Upsilon/(3H)$, with the weak and strong regimes defined whether Q is smaller or larger than one. Earlier detailed numerical analysis of the background dynamics in these two regimes include for instance ref. [27], while studies of the perturbations in WI were done initially in ref. [1] for the weak dissipative regime, and then in ref. [13] for the strong dissipative regime. Simple approximate analytical expressions for the power spectrum for the perturbations in WI were derived, each one valid in one of those two regimes. Since then, many papers in WI made use of those simple approximated expressions, unfortunately not always paying attention to the regime of validity of them and sometimes extrapolating to regimes where they would not be valid. The first preliminary numerical study of the perturbations in WI was done in ref. [28]. Subsequently, a better estimate of the scalar of curvature power spectrum in WI, both from an analytical and numerical perspective was performed in ref. [29].

The first approximate analytical expression for the power spectrum in WI and valid in both weak and strong dissipative regimes was presented in ref. [30], which is still in use nowadays. However, the result obtained in ref. [30] did not take into account the coupling of the inflaton perturbations with the ones from the radiation bath. For any typical dissipation coefficient that is a function of the temperature, as naturally expected in general in WI, and derived from many microscopic derivations [12, 14, 31–35], will naturally make the full perturbations in WI a coupled system. It was only in ref. [36] that was fully appreciated that this coupling of the inflaton and radiation perturbations would produce a profound effect on the power spectrum in WI. It was shown that dissipation coefficients with a positive power in

the temperature would lead to a growing mode for the perturbations as a function of Q , while a negative power in the temperature dependence of the dissipation coefficient would produce a decreasing effect. These effects have been fully confirmed in refs. [37, 38] and which improved on the analysis done in ref. [36]. This effect of the coupling between the perturbations in WI is popularly parameterized in terms of a function $G(Q)$ multiplying the analytical expression derived in the ref. [30]. Unfortunately, so far we do not know any analytical expression for this function $G(Q)$ and the existing results come from fittings of the full numerical power spectrum taking as a proxy the analytical expression of ref. [30]. Different fittings have been proposed already in refs. [36, 37], with variations for the $G(Q)$ function appearing subsequently, e.g. in refs. [16, 19, 22, 24]. These fittings for the $G(Q)$ function have been of common use in many papers, unfortunately, once again, not always with an attention to the expected regime of validity of them or even using them for forms of dissipation coefficients where they would not been designed for. This has been a serious matter for both producing results that can be reproducible and for implementing new studies in WI. One important step tackling the above mentioned issues came with the release of the `WarmSPy` code [39]. The `WarmSPy`, a code written in Python language, was the first development of a public code for WI specifically designed to numerically produce the function $G(Q)$ once a potential and dissipation coefficient are defined.

In this paper, we present `WI2easy`, a `Mathematica` package designed to advance WI analyses by unifying the computation of perturbation equations and background dynamics. The code extends beyond conventional $G(Q)$ determinations by solving the full system of WI perturbation equations, while simultaneously evolving the inflationary background to self-consistently normalize the primordial power spectrum. This enables direct derivation of observational signatures—including the tensor-to-scalar ratio (r), spectral tilt (n_s), and scale-dependent curvature power spectrum $P_{\mathcal{R}}(k)$ —critical for confronting theoretical predictions with observational datasets (e.g., Planck, BICEP/Keck). By automating the pipeline from model input (arbitrary potentials $V(\phi)$ and dissipation coefficients $\Upsilon(T\phi)$) to observables, `WI2easy` streamlines statistical validation of WI scenarios, empowering precision cosmology in the era of high-precision cosmic microwave background (CMB) and large-scale structure surveys.

`WI2easy` distinguishes itself from `WarmSPy` in its treatment of perturbation equations. While `WarmSPy` employs stochastic Langevin equations [8, 36, 37], `WI2easy` adopts a deterministic Fokker-Planck formulation and which was recently proposed in refs. [40, 41] – a mathematically equivalent but computationally superior framework for deriving the scalar curvature power spectrum. This approach offers three key advantages: (a) implementation simplicity – the Fokker-Planck equations integrate naturally with `Mathematica`’s symbolic and numerical architecture, avoiding the algorithmic complexity of stochastic simulations; (b) computational efficiency – deterministic evolution of the coupled Fokker-Planck and background equations eliminates the need for ensemble averaging, reducing runtime by orders of magnitude; (c) numerical precision – direct access to `Mathematica`’s high-precision solvers ensures robust convergence, even for stiff systems or extreme parameter regimes.

By unifying the background and perturbation evolution within a deterministic framework, `WI2easy` streamlines precision analyses of WI, enabling direct confrontation with observational data without sacrificing computational tractability. We can also take full advantage of `Mathematica` ecosystem: its symbolic engine automates derivation and simplification of dissipative dynamics, reducing manual errors, while its adaptive numerical solvers efficiently tackle stiff, nonlinear systems across parameter regimes (e.g., weak vs. strong dissipation).

The platform’s visualization tools further streamline analysis, enabling immediate plotting of field trajectories, power spectra and parameter dependencies to rapidly test observational viability against the observations data, facilitating the constraint of model parameters. By unifying symbolic, numerical, and graphical workflows in a reproducible notebook format, `WI2easy` bridges analytical rigor with computational scalability, fostering collaborative, transparent exploration of WI dynamics. This end-to-end integration positions the code as a critical tool for prototyping models in WI and that we hope will help to advance the study of WI at large.

This paper is organized as follows. In section 2, we briefly review the background equations in WI and give their implementation in the code. In section 3, we present the full set of perturbation equations in WI, the different choices of terms that can be added to them and our choice of gauge. We also briefly review the Fokker-Planck implementation for deriving the power spectrum in WI. In section 4, we describe in details all the functionalities of `WI2easy` and how to use it in practice. In section 5, we give several numerical results representative of some of the most common WI models studied in the literature. Finally, our concluding remarks are presented in section 7. One appendix is included where we give more details about the equations entering in the code.

2 The background equations in WI

During WI, the inflaton is continuously decaying into radiation (with energy density ρ_r), which leads to a thermal radiation bath with temperature defined by

$$\rho_r = \frac{\pi^2 g_*}{30} T^4, \quad (2.1)$$

with g_* denoting the effective number of relativistic degrees of freedom of the radiation bath. The WI regime is typically characterized by the condition of having $T > H$, in which case, thermal effects due to the radiation bath can lead to significant changes compared to the CI case. The inflaton and radiation energy density form a coupled system described by the dynamical system

$$\ddot{\phi} + 3H(1 + Q)\dot{\phi} + V_{,\phi} = 0, \quad (2.2)$$

$$\dot{\rho}_r + 4H\rho_r = 3HQ\dot{\phi}^2, \quad (2.3)$$

where $V_{,\phi} = dV(\phi)/d\phi$, H is the Hubble parameter ($M_{\text{Pl}} \simeq 2.44 \times 10^{18}$ GeV is the reduced Planck mass),

$$H^2 = \frac{1}{3M_{\text{Pl}}^2} \left(\frac{\dot{\phi}^2}{2} + V + \rho_r \right), \quad (2.4)$$

and Q is the dissipation ratio in WI,

$$Q = \frac{\Upsilon}{3H}, \quad (2.5)$$

where Υ is the dissipation coefficient in WI. Q essentially gives a measure of the strength of the dissipative particle production effects in comparison to the spacetime expansion. It also allows to characterize two regimes popularly studied in WI: the $Q < 1$ (weak dissipative regime) and $Q > 1$ (strong dissipative regime). Each one of these regimes have differences with respect to both background and perturbation dynamics and have been studied extensively in the literature. The dissipative processes in WI depends strongly on the dissipation coefficient

Υ . Successful model realizations of WI based on microscopic physics (for a review, see, e.g. ref. [8]), typically lead to forms of dissipation coefficients that are in general a function of both temperature and the amplitude of the inflaton field, $\Upsilon \equiv \Upsilon(T, \phi)$.

During the slow-roll inflationary regime, the eqs. (2.2), (2.3) and (2.4) can be approximated and we can write them as

$$\dot{\phi} \simeq -\frac{V_{,\phi}}{3H(1+Q)}, \quad (2.6)$$

$$\rho_r \simeq \frac{3}{4}Q\dot{\phi}^2 \simeq \frac{3}{4}Q \left[\frac{V_{,\phi}}{3H(1+Q)} \right]^2, \quad (2.7)$$

and

$$H \simeq \sqrt{\frac{V}{3M_{\text{Pl}}^2}}. \quad (2.8)$$

The eqs. (2.6), (2.7) and (2.8) define the slow-roll trajectory in WI. They also show that once initial values for ϕ and Q are given (for fixed values of the parameters in the inflationary potential), then $\dot{\phi}$ and ρ_r are determined. This helps to set appropriate initial conditions and we use this in the code to generate the initial conditions once an initial value of Q is given. Given an initial value Q_i , our algorithm solves the full background equations searching for the initial value of the inflaton, ϕ_i , that gives a specified number of e-folds of duration of the inflationary phase, N_{tot} (typically ranging between 50 and 60 e -folds). The initial conditions for the time derivative of the inflaton and the radiation energy density then follows from the above relations, $\dot{\phi}_i \equiv \dot{\phi}(\phi_i, Q_i, N_{\text{tot}})$ and $\rho_{r,i} \equiv \rho_r(\phi_i, Q_i, N_{\text{tot}})$, with the end of inflation determined by when the accelerate regime for the scale factor ceases, determined by the condition on the slow-roll coefficient, $\epsilon_H = 1$, where

$$\epsilon_H = -\frac{\dot{H}}{H^2} \simeq \frac{\epsilon_V}{1+Q}, \quad (2.9)$$

with

$$\epsilon_V = \frac{M_{\text{Pl}}^2}{2} \left(\frac{V_{,\phi}}{V} \right)^2. \quad (2.10)$$

At the same time, by writing the dissipation coefficient as a general function of temperature and the background inflaton field as

$$\Upsilon = C_\Upsilon f(T, \phi), \quad (2.11)$$

we find the overall constant C_Υ in the dissipation coefficient as given by¹

$$C_\Upsilon = \frac{3H(\phi_i)Q_i}{f(T_i, \phi_i)}, \quad (2.12)$$

where T_i is found from the radiation energy density of the thermal bath, eq. (2.1).

¹We find the procedure of first fixing Q_i and then finding C_Υ much more convenient than the opposite. This is because in WI the dissipation ratio Q is a key quantity. Once appropriate ranges of Q for a given model are found, e.g. by requiring the results to be consistent with the observational data, then automatically this will determine the corresponding values for C_Υ . For any implementation of WI from first principles, the microscopic information about the model interactions leading to the dissipation coefficient derivation (e.g. coupling constants and other parameters of the model), appears in C_Υ and can be constrained by its value.

3 The perturbation equations in WI

In WI, we have the perturbations from the inflaton, the radiation and the metric. As shown in refs. [36–38], these are described by coupled stochastic equations and with no known simple analytical solution. However, by focusing on the inflaton perturbation equation, a simplified solution can be found. This is possible, however, only after applying many approximations, e.g., dropping all slow-roll terms, neglecting the metric perturbations and assuming that Q is a constant. Under these simplify conditions, then both the homogeneous and particular solutions for the equation can be determined. The resulting scalar of curvature power spectrum under these approximations is found to be given by [30]

$$\begin{aligned}
 P_{\mathcal{R}}|_{analytic} &\simeq \frac{H_*^3 T_*}{4\pi^2 \dot{\phi}_*^2} \left[\frac{6Q_* 2^{3Q_*} \Gamma\left[\frac{3(1+Q_*)}{2}\right]^2 \Gamma\left(\frac{3Q_*+1}{2}\right)}{\Gamma\left(1+\frac{3Q_*}{2}\right) \Gamma\left(3Q_*+\frac{7}{2}\right)} + \frac{H_*}{T_*} (1+2n_*) \right] \\
 &\simeq \left(\frac{H_*^2}{2\pi \dot{\phi}_*} \right)^2 \left(1+2n_* + \frac{2\sqrt{3}\pi Q_*}{\sqrt{3+4\pi Q_*}} \frac{T_*}{H_*} \right), \tag{3.1}
 \end{aligned}$$

where $\Gamma(x)$ is the Gamma-function, the subindex $*$ means that all quantities are to be evaluated at the Hubble crossing time, e.g., at the moment where the comoving mode satisfies $k = aH$, and n_* accounts for the possibility of a thermal distribution of the inflaton field due to the presence of the radiation bath. When the inflaton perturbations are fully thermalized, n_* assumes the Bose-Einstein distribution, $n_* \equiv n_{\text{BE}} = 1/[\exp(H/T) - 1]$ (for intermediate cases, see, e.g. ref. [42]).

To overcome the above mentioned pitfalls in the derivation of eq. (3.1), the common practice [36–38] is to solve the complete set of coupled perturbation equations and correct the above analytical result by a function $G(Q)$, derived from the numerical solution of the full coupled perturbation equations. The function $G(Q)$ is then determined through a numerical fitting, obtained by comparing the numerical power spectrum with the analytical proxy one, eq. (3.1),

$$G(Q) = \frac{P_{\mathcal{R}}|_{numerical}}{P_{\mathcal{R}}|_{analytic}}. \tag{3.2}$$

A systematic way of numerically deriving $G(Q)$ for different inflaton potentials and dissipation coefficients has been recently presented by the authors of ref. [39] with the public code `WarmSPy`, a code written in Python. Later, in Sec. 5, we validate our code by comparing our results with the ones from the `WarmSPy` and also with previous proposed fitting functions for $G(Q)$.

To obtain $G(Q)$, we make use of the complete set of perturbations equations. First, we present the relevant metric perturbations. For that, we follow closely the notation and definitions of refs. [43, 44]. The perturbed Friedmann-Lemaître-Robertson-Walker (FLRW) metric is

$$\begin{aligned}
 ds^2 &= -(1+2\alpha)dt^2 - 2a\partial_i\beta dx^i dt \\
 &\quad + a^2[\delta_{ij}(1+2\varphi) + 2\partial_i\partial_j\gamma]dx^i dx^j, \tag{3.3}
 \end{aligned}$$

with perturbations α , β , γ and φ . They are related to the complete set of metric equations (working from now on in space-momentum) through the definitions [43, 44]

$$\chi = a(\beta + a\dot{\gamma}), \quad (3.4)$$

$$\kappa = 3(H\alpha - \dot{\varphi}) + \frac{k^2}{a^2}\chi, \quad (3.5)$$

$$-\frac{k^2}{a^2}\varphi + H\kappa = -\frac{1}{2M_{\text{Pl}}^2}\delta\rho, \quad (3.6)$$

$$\kappa - \frac{k^2}{a^2}\chi = -\frac{3}{2M_{\text{Pl}}^2}\Psi, \quad (3.7)$$

$$\dot{\chi} + H\chi - \alpha - \varphi = 0, \quad (3.8)$$

$$\dot{\kappa} + 2H\kappa + \left(3\dot{H} - \frac{k^2}{a^2}\right)\alpha = \frac{1}{2M_{\text{Pl}}^2}(\delta\rho + 3\delta p), \quad (3.9)$$

where k is the comoving wavenumber, $\delta\rho$, δp and Ψ are, respectively, the total density, pressure and momentum perturbations. For our two-fluid equivalent system of inflaton field and radiation energy density, we have that

$$\delta\rho = \delta\rho_\phi + \delta\rho_r, \quad (3.10)$$

$$\delta p = \delta p_\phi + \delta p_r, \quad (3.11)$$

$$\Psi = \Psi_\phi + \Psi_r, \quad (3.12)$$

with $\delta\rho_\phi = \dot{\phi}\delta\dot{\phi} - \dot{\phi}^2\alpha + V_{,\phi}\delta\phi$, $\delta p_\phi = \dot{\phi}\delta\dot{\phi} - \dot{\phi}^2\alpha - V_{,\phi}\delta\phi$, $\delta p_r = \omega_r\delta\rho_r$ and $\Psi_\phi = -\dot{\phi}\delta\phi$, where w_r is the radiation equation of state (which for a thermalized radiation bath assumes the usual value $w_r = 1/3$). Here ‘‘dot’’ always meaning derivative with respect to the cosmic time. In terms of these gauge-ready variables, the full evolution equations for the perturbation in the inflaton field, $\delta\phi$, for the radiation perturbation, $\delta\rho_r$, and for the radiation momentum perturbation, Ψ_r , are given by [37, 38]

$$\begin{aligned} \delta\ddot{\phi} + 3H(1+Q)\delta\dot{\phi} + \left(\frac{k^2}{a^2} + V_{,\phi\phi} + \frac{3pHQ\dot{\phi}}{\phi}\right)\delta\phi \\ + \frac{cH}{\dot{\phi}}\delta\rho_r - \dot{\phi}(\kappa + \dot{\alpha}) - [2\ddot{\phi} + 3H(1+Q)\dot{\phi}]\alpha = (6QT)^{1/2}\xi^{(\phi)}, \end{aligned} \quad (3.13)$$

$$\begin{aligned} \delta\dot{\rho}_r + H\left(4 - \frac{3cQ\dot{\phi}^2}{4\rho_r}\right)\delta\rho_r - \frac{k^2}{a^2}\Psi_r - 6HQ\dot{\phi}\delta\dot{\phi} \\ - \frac{3pHQ\dot{\phi}^2}{\phi}\delta\phi - \frac{4\rho_r}{3}\kappa + 3H\left(Q\dot{\phi}^2 + \frac{4\rho_r}{3}\right)\alpha = -(6QT)^{1/2}\dot{\phi}\xi^{(\phi)}, \end{aligned} \quad (3.14)$$

$$\dot{\Psi}_r + 3H\Psi_r + 3HQ\dot{\phi}\delta\phi + \frac{1}{3}\delta\rho_r + 4\rho_r\frac{\alpha}{3} = 0, \quad (3.15)$$

where in the above equations, $c \equiv c(T, \phi)$ and $p \equiv p(T, \phi)$ are given by the logarithm derivative

of the dissipation coefficient with respect to T and to ϕ , respectively,

$$c = \frac{\partial \ln \Upsilon(T, \phi)}{\partial \ln T}, \quad (3.16)$$

$$p = \frac{\partial \ln \Upsilon(T, \phi)}{\partial \ln \phi}, \quad (3.17)$$

and $\xi^{(\phi)} \equiv \xi^{(\phi)}(\mathbf{k}, t)$ is a stochastic Gaussian source with two-point correlation function [30]

$$\langle \xi^{(\phi)}(\mathbf{k}, t) \xi^{(\phi)}(\mathbf{k}', t') \rangle = \frac{1}{a^3} \delta(t - t') (2\pi)^3 \delta(\mathbf{k} + \mathbf{k}'). \quad (3.18)$$

At this point, it is appropriate to comment on some the options offered by the code when concerning the above equations. First, the presence of the stochastic noise appearing in the last term in the equation for the radiation perturbation eq. (3.14), as first realized in ref. [38], is a consequence of the conservation of the total stress energy tensor. As discussed in ref. [38], its presence can be considered ambiguous since the stress energy tensor can still be modified by the addition of appropriated stochastic energy flux terms, while preserving its conservation. Two possibilities have been explicitly shown in ref. [38], e.g. leaving the stochastic term in the energy flux or in the momentum flux. Note also that most of the previous works in WI just dropped this term in all the analysis of the perturbations (with some few exceptions, like in refs. [16, 40, 41]). The reason for that is that, as shown in ref. [38], the effect of the noise term in eq. (3.14) is mostly to affect the results in the weak dissipative regime of WI. In our code implementation, we preserve the stochastic noise term in eq. (3.14), but give the option for the user to include or not it in the numerical simulations. Its effect can then be clearly determined depending on the model under study.

A second point of relevance in our code implementation is the inclusion or not of the term n_* (which we set as in the fully thermalized case, $n_* = n_{\text{BE}}$) in the power spectrum expression eq. (3.1). Which one of these two possibilities would apply, it depends on the details of the microphysics of the problem under study and whether scattering rates of the inflaton with other fields happen at a rate Γ_{scat} fast enough compared to the expansion rate, $\Gamma_{\text{scat}} > H$ to ensure thermalization. In most applications in WI, where such analysis is not available, it is typically considered both possibilities (non thermalized inflaton perturbations, $n_* = 0$, or fully thermalized, $n_* = n_{\text{BE}}$) and, hence, the results are presented when considering each one of them. In the absence of the thermal distribution term, we can simply solve the inflaton perturbation equation assuming standard Bunch-Davis initial conditions. This ensures that the homogeneous part of the solution for $\delta\phi$ will reproduce the CI result $\langle |\delta\phi| \rangle = H/(2\pi)$. When considering the presence of the thermal contribution n_{BE} , we make use of the proposal of ref. [30], of changing the perturbation equation for $\delta\phi$, eq. (3.13) and adding to the right-hand-side of it another Gaussian stochastic noise term²,

$$\left[H^2 (9 + 12\pi Q)^{1/2} (1 + 2n_*) / \pi \right]^{1/2} \xi^{(q)}, \quad (3.19)$$

where the noise term $\xi^{(q)}$ satisfies a two-point correlation function like (3.18) and the amplitude of the noise in (3.19) is such that to correctly reproduce the form of the power spectrum

²Note that in this case, we can just set the initial conditions for the inflaton perturbations to zero, as the extra noise term already ensures that the correct CI result for the spectrum spectrum appears from the particular solution as a consequence of the extra noise term.

in eq. (3.1). Here, we avoid the prescription considered in ref. [41] of multiplying the part of the spectrum coming from the homogeneous solution for $\delta\phi$ by a factor $(1 + 2n_*)$ at end. The prescription adopted here concerning this thermal contribution to the power spectrum is also the same one considered in the `WarmSPy` code (see ref. [39] for details of their implementation). In our code, we also make available the option of including or not the thermal term n_* in the numerical simulations.

Besides of the perturbation equations (3.13), (3.14) and (3.15), we must complement them with the equations for the metric ones once some gauge choice is made. Some of the choices of gauges previously considered in the literature include the zero-shear gauge [38], where $\chi = 0$, the Newtonian gauge [39, 41], or directly in terms of gauge invariant quantities [37]. In the present work, we found that the use of the uniform-curvature gauge, where $\varphi = 0$, to be a more suitable choice for the gauge. This choice has advantages both from a numerical viewpoint and can also facilitate future planned extensions of the present code. In the uniform-curvature gauge we can then find the relations

$$H\kappa = -\frac{1}{2M_p^2} \left(\dot{\phi}\delta\dot{\phi} - \dot{\phi}^2\alpha + V_{,\phi}\delta\phi + \delta\rho_r \right), \quad (3.20)$$

$$H\alpha = \frac{1}{2M_p^2} \left(\dot{\phi}\delta\phi - \Psi_r \right), \quad (3.21)$$

$$H\dot{\alpha} = -\dot{H}\alpha + \frac{1}{2M_p^2} \left\{ \left[-3H(1+Q)\dot{\phi} - V_{,\phi} \right] \delta\phi + \dot{\phi}\delta\dot{\phi} - \dot{\Psi}_r \right\}, \quad (3.22)$$

Thus, the set of equations (3.13)-(3.15), (3.20)-(3.22), form a closed system of equations whose only perturbation quantities are $\delta\phi$, $\delta\dot{\phi}$, $\delta\rho_r$ and Ψ_r , which together with the background equations (2.2) and (2.3), can be solved numerically. From the solution of the above equations, one finally obtain the power spectrum, which is defined as [37, 38]

$$P_{\mathcal{R}}(k) = \frac{k^3}{2\pi^2} \langle |\mathcal{R}|^2 \rangle, \quad (3.23)$$

where $\langle \dots \rangle$ means here the ensemble average over the different realization of the noise terms in the perturbation equations and \mathcal{R} is defined as (in the uniform-curvature gauge)

$$\mathcal{R} = \frac{H}{\rho_T + p_T} \left(\dot{\phi}\delta\phi - \Psi_r \right), \quad (3.24)$$

where $\rho_T + p_T = \dot{\phi}^2 + 4\rho_r/3$, using $p_r = \rho_r/3$. As usual, the power spectrum $P_{\mathcal{R}}$ is evaluated at the time where the modes freeze, $k \ll aH$.

In our implementation of the solution of these equations, instead of solving the stochastic equations as they stand and done like e.g. in refs. [37–39], we follow the procedure put forward in the refs. [40, 41]. In the procedure of refs. [40, 41], instead of solving the stochastic system of equations, one can write down the power spectrum in terms of the probability distribution obtained from the Fokker-Planck equation derived from a matrix Langevin equation and defined from the system of stochastic differential equations for the perturbations. In essence, we define a vector with the perturbation quantities, Φ , which in the present case, is a four component (column) vector³

$$\Phi = \left(\delta\phi, \frac{d\delta\phi}{dN_e}, \delta\rho_r, \Psi_r \right)^T. \quad (3.25)$$

³Note that we solve the system of equations in terms of the number of e -folds instead of time variable, $dN_e = H dt$.

Our system of equations (3.13), (3.14) and (3.15) is then written down as a coupled first-order Langevin equations with matrix form given by

$$\frac{d\Phi}{dN_e} + \mathbf{A}\Phi = \mathbf{B}\xi_{N_e}, \quad (3.26)$$

where \mathbf{A} is here a 4×4 matrix, \mathbf{B} is a column matrix and ξ_{N_e} is a Gaussian stochastic noise with two-point correlation function given by

$$\langle \xi_{N_e}(\mathbf{k})\xi_{N_e'}(\mathbf{k}') \rangle = \delta(N_e - N_e')(2\pi)^3 \delta(\mathbf{k} + \mathbf{k}'). \quad (3.27)$$

In terms of Φ , the power spectrum (3.23) can be written in matrix form as

$$P_{\mathcal{R}}(k) = \frac{k^3}{2\pi^2} \mathbf{C}^T \cdot \langle \Phi \Phi^\dagger \rangle \cdot \mathbf{C}, \quad (3.28)$$

where \mathbf{C} is another column matrix of four elements and which can be written from eqs. (3.23) and (3.24), and $\langle \Phi \Phi^\dagger \rangle$ is defined as

$$\langle \Phi \Phi^\dagger \rangle = \int \prod_i d\Phi_i \int \prod_j d\Phi_j^* P(\Phi, \Phi^*, N_e) \Phi \Phi^\dagger, \quad (3.29)$$

with $P(\Phi, \Phi^*, N_e)$ is the probability density, which is the solution of the Fokker-Planck equation,

$$\frac{\partial P}{\partial N_e} = \sum_{i,j} \left[A_{ij} \frac{\partial}{\partial \Phi_i} (\Phi_j P) + A_{ij} \frac{\partial}{\partial \Phi_i^*} (\Phi_j^* P) + (\mathbf{B}\mathbf{B}^T)_{ij} \frac{\partial^2 P}{\partial \Phi_i \partial \Phi_j^*} \right]. \quad (3.30)$$

In the Fokker-Planck approach of refs. [40, 41], instead of solving the Langevin equation (3.26) to obtain the power spectrum, we solve instead the differential equation for the two-point statistical momenta, $\mathbf{J} \equiv \langle \Phi \Phi^\dagger \rangle$, which from eqs. (3.29) and (3.30), it satisfies

$$\frac{d\mathbf{J}}{dN_e} = -\mathbf{A} \cdot \mathbf{J} - \mathbf{J} \cdot \mathbf{A}^T + \mathbf{B} \cdot \mathbf{B}^T. \quad (3.31)$$

In the `WI2easy` code the solution of the differential eq. (3.31) is implemented in `Wolfram Mathematica` and its solution used to obtain the power spectrum eq. (3.28). These equations are solved simultaneously with the background equations for WI. Details of the form of the equations entering in the code, along also with the definitions of the matrices \mathbf{A} , \mathbf{B} and \mathbf{C} are given in the appendix A.

In the next section we explain the code usage.

4 The `WI2easy` code overview and usage

`WI2easy` is a package of routines written in `Wolfram Mathematica` language that numerically computes the background and perturbation differential equations in WI. It is released as a .m file and can be downloaded from <https://github.com/RudneiRamos/WI2easy>.

The workflow of `WI2easy` is the following:

Define inflaton potential, dissipation coefficient and any parameters for them. Specify the type of model (large field, small field or hybrid). Specify whether to consider thermalized inflaton perturbations or not. Specify whether to add radiation noise term in the radiation perturbation equation or not



Run code command to generate the initial conditions for the desired duration of inflation



Run code command to generate the function $G(Q)$



Run code command to produce the background evolution with proper CMB normalization of the potential and to generate the power spectrum, r , n_s , etc (for a specified initial value of Q)



Optional: run code command to generate several plots for the background quantities and power spectrum



Run code command to produce main background quantities, r , n_s , etc as a function of Q_*

4.1 Installation

WI2easy can be installed like any other Wolfram Mathematica package. Just place the package file WI2easy.m in the applications folder `Mathematica/Applications` or any other directory in the Mathematica path. Alternatively, the easiest way (recommended) is just to put the WI2easy.m package file in any working directory, along also with the companion Mathematica notebook `main.nb` and simply run the commands in that sample notebook.

4.2 Running WI2easy

In the `main.nb` notebook, after loading WI2easy with the command `« WI2easy.m`, the next command is `ParametersWI[]`.

4.2.1 Command ParametersWI []

By running the command `ParametersWI []`, a window will open and where all the relevant quantities can be input:

1. Inflaton potential: write your potential (for example: `V0 x^4/4`, for a quartic potential). It is mandatory to include the `V0` normalization (or for the potential to have a free constant named `V0` that can be used later when normalizing it according to the CMB amplitude of the scalar power spectrum at the pivot scale. Here x is the inflaton field normalized by the reduced Planck mass M_{Pl}).
2. `V0` normalization: an initial value for the normalization (in dimensionless units) must be given (for example: 10^{-14} , like for the quartic potential example). Do not worry about the precise value of `V0` here. It can be a value close to what would be obtained for CI. The correct value of `V0` will be computed later automatically by the code.
3. Potential shape: specify which type of model you are working with, e.g. large field, small field or hybrid model (in the example of the quartic potential, it is a large field potential)⁴. If the choice is a hybrid potential, then specify the critical value for the inflaton field, which determines where inflation will end (do not add the waterfall field. This is still considered a one-field model).
4. Potential name: give some simple name for your potential (e.g. `quartic`, in the case of the quartic potential example). This will be used for generating the name of the data files.
5. Initial inflaton field (in reduced Planck mass units): to be used in the search algorithm of the initial conditions, generally a value close to the one found for CI for the model under consideration (e.g. `25`, for the quartic inflaton potential example).
6. Functional dependence of the dissipation coefficient: write the dependence of the dissipation coefficient in T (temperature) and x (the normalized inflaton field). Typical examples are: T , T^3 , T^3/x^2 , etc.
7. Dissipation name: give a simple name for the dissipation coefficient being used (e.g. `linearT`). This will be used for generating the name of the data files.
8. Thermalized fluctuations ? Whether to include the thermal distribution in the spectrum and perturbation equations or not (see explanation in the previous section). Answer Yes or No.
9. Radiation noise ? Whether to include the radiation noise term in the radiation perturbation equation or not (see explanation in the previous section). Answer Yes or No.
10. Relativistic degrees of freedom (DoF): give the value for g_* (examples: `106.75`, for the standard model, `228.75`, for the minimal supersymmetric model, etc).

⁴The classification of large or small field potentials is the usual from the literature. Any potential where the inflaton starts at a large value and runs down to a minimum at $\phi = 0$ is a large field model (e.g. monomial chaotic potentials, Starobinsky potential, α -attractor potentials in general, all fall in this category). Otherwise, if the inflaton field starts in a plateau around the origin ($\phi = 0$) and runs towards large field values, it is a small field potential (e.g. hilltop potentials, axion type of potentials, etc)

11. Number of e -folds: Give the number of e -folds that you want inflation to last (e.g. 60).
12. Defining extra parameters: If the model (potential, dissipation, etc) has any dependent constants that you need to define, you can defined them here.

Check the values and expressions given by running the command `pars`. Note that all expressions and values given in the initial window opened by `ParametersWI[]` can be overwritten in the `main.nb` notebook (see example in the provided notebook).

After defining the potential and dissipation coefficient and the basic running information about the model. The user is set to run the next command available.

4.2.2 Command `FindICs[Qi,Qf]`

By running the command `FindICs[Qi,Qf]`, the background equations are solved and the code will run the search algorithm to find the appropriate initial conditions (ICs) for the model and that lead to the specified total duration in e -folds. The ICs will be generated for values of the dissipation ratio in the interval $[Q_i, Q_f]$. The results will be saved in the data file starting with `ICs_data`. Here, another data file is also produced and saved with the name `cp_data`, which contains the values of c and p defined by eqs. (3.16) and (3.17), respectively. The results for c and p are used in subsequent parts of the code.

The command `FindICs` can also be used for a quick run of the code for the model specified and for only one value of Q . For that, just set the values for Q_i and Q_f to be the same, `FindICs[Q,Q]`. The available background functions after running the command are ϕ , $\dot{\phi}$, ρ_r , Q , T/H , T , H and ϵ_H (all in units of M_{Pl}) as a function of the number of e -folds. They can be accessed through the functions `phi[ne]`, `dphi[ne]`, `rad[ne]`, `Qdiss[ne]`, `TH[ne]`, `Temp[ne]`, `Hubble[ne]` and `epsilon0[ne]`, respectively. This can be useful for a quick check of the general behavior of the background quantities for the model being studied. Note that at this stage all results are produced with the inflaton potential normalization V_0 set at the initial configuration stage.

4.2.3 Command `FindGQ[]`

After generating the ICs in the previous stage, it can now be issued the command `FindGQ[]`. Here, the code will make use of the ICs in the interval $[Q_i, Q_f]$ set in the previous command, run the perturbation equations using eq. (3.31) and compute the power spectrum from eq. (3.28). For each value of $Q \in [Q_i, Q_f]$, it is used a value of scale k in the perturbation equations that corresponds to seven e -folds before Hubble radius crossing (whose values are also computed when running the previous command `FindICs[Qi,Qf]`), which correspond to a value around $k \simeq 10^3 a(t_i)H(t_i)$. The perturbations are then evolved an additional seven e -folds, which ensures the spectrum has already been frozen and $k \ll aH$. The obtained numerical power spectrum is then compared to the analytical proxy result eq. (3.1) and the function $G(Q)$ computed from the definition eq. (3.2). The results are saved in the data file starting with `G(Q)_data`. Note that the power spectrum that is evaluated at this stage is still the non-normalized one.

4.2.4 Command `ObservationsWI[Q0value,x0value]`

Having generated the appropriate ICs and the results for $G(Q)$, by now issuing the command `ObservationsWI[Q0value,x0value]`, the value of V_0 for the normalization of the potential will now be determined from the amplitude of the scalar spectrum at the pivot scale. Here,

it is assumed the amplitude for the scalar spectrum, $\ln(10^{10}A_s) = 3.047$ (from the Planck Collaboration [45] TT,TE,EE-lowE+lensing+BAO 68% limits), at the pivot scale $k_{\text{pivot}} = 0.05 \text{ Mpc}^{-1}$. Both the amplitude of the scalar spectrum and/or the pivot scale can be set to other values in the package code if needed.

`ObservationsWI[Q0value,x0value]` will execute the following steps: (1) for the value of `Q0value` for Q and starting from the initial value `x0value` for the inflaton, the code will search for the appropriate conditions leading to the total number of e -folds set at the beginning of the code, but this time it will also make sure that the power spectrum at the initial number of e -folds will have the correct amplitude. This way, the correct value V_0 for the normalization of inflaton potential is determined. Here, the code makes use of the proxy power spectrum eq. (3.1) but corrected by the function $G(Q)$. Instead of using any numerical fitting for the data for $G(Q)$ generated from the previous command `FindGQ[]`, the code makes use of the raw data from the `G(Q)_data` file and does a spline interpolation of the data to create a function $G(Q)$ that can be used internally in the calculations. At this stage, the code still makes use of the slow-roll conditions and the approach described at the end of sec. 2. The code performs then the second step. (2) To avoid any issues of numerical precision due to the use of the approximated equations (and e.g. the field trajectory not to be in the inflationary attractor one), the code will run the background equations backwards for about seven e -folds and run it again forward from that point until the end of inflation. The point N_* where the pivot scale crosses the Hubble radius (where the amplitude of the power spectrum at the pivot scale is given by the value A_s), the point where inflation ends N_{end} (i.e., where $\epsilon_H = 1$) and also the point N_{reh} where the universe transits to the radiation dominated regime after inflation (i.e., where $\epsilon_H \simeq 2$) are determined. The code also verifies whether the value of N_* satisfies the correct point where the pivot scale have crossed the Hubble radius, given by the condition [24]

$$\frac{k_p}{a_0 H_0} = e^{-N_*} \left[\frac{43}{11g_s(T_{\text{end}})} \right]^{1/3} \frac{T_0}{T_{\text{end}}} \frac{H_*}{H_0} \frac{a_{\text{end}}}{a_{\text{reh}}}, \quad (4.1)$$

where $g_s(T_{\text{end}})$ is the entropy number of degrees of freedom at the end of inflation, which in the code is considered to the same as the value set for g_* ⁵. The default pivot scale used is $k_p = 0.05/\text{Mpc}$, $a_0 = 1$ is the scale factor today, $H_0 = 67.66 \text{ km s}^{-1} \text{ Mpc}^{-1}$ (from the Planck Collaboration [45], TT,TE,EE-lowE+lensing+BAO 68% limits) and $T_0 = 2.725 \text{ K} \simeq 2.349 \times 10^{-13} \text{ GeV}$ is the present day value of the CMB temperature. In the above equation, $a_{\text{end}}/a_{\text{reh}}$ gives the duration (in e -folds) lasting from the end of inflation until the beginning of the radiation dominated phase (determined by solving the background equations and tracking the point where the equation of state after WI becomes approximately 1/3). In WI, this transition period from the end of inflation to the start of the radiation dominated regime typically lasts around 1 – 6 e -folds. If the condition (4.1) is not met, the code will repeat the previous steps until it converges to the value obtained from eq. (4.1) within 3% precision, which for all cases we have studied suffices when obtaining the observable quantities. At the final stage, the command code will evaluate the tensor-to-scalar ratio r ,

$$r = \frac{P_{\mathcal{T}}}{P_{\mathcal{R}}}, \quad (4.2)$$

⁵The difference between g_s and g_* is not expected to be relevant since we typically deal with WI models where the energy scale at the end of inflation is around and above 10^9 GeV or so. The final results are also weakly dependent on the precise value of g_* .

where $P_{\mathcal{T}} = 2H^2/(\pi^2 M_{\text{Pl}}^2)$, the spectral tilt n_s ,

$$n_s = 1 + \left. \frac{d \ln P_{\mathcal{R}}(k/k_*)}{d \ln(k/k_*)} \right|_{k \rightarrow k_*}, \quad (4.3)$$

and the running of the spectral tilt⁶

$$\alpha_s = \left. \frac{dn_s(k/k_*)}{d \ln(k/k_*)} \right|_{k \rightarrow k_*}. \quad (4.4)$$

In addition to the background quantities accessible through the functions already described for the usage of the command `FindICs[Qi,Qf]` explained earlier, here we will also have access for the additional results for the spectrum $P_{\mathcal{R}}$, r , n_s and α_s . These results are accessible through the respective commands: `spectrum[ne]`, `rtensor[ne]`, `ns[ne]` and `dns[ne]`, respectively, all given in terms of the number of e -folds and that can be plotted from the initial time ($N_e = 0$) seven e -folds before N_* (in the code it is called `Nstar`) until the beginning of the radiation dominated regime N_{reh} (in the code it is called `Nre`, while the end of inflation is given by the value `Nend`).

To make easier the visualization of the different results, after running this part of the code, with the command `MakePlotsEvolution` several plots can be made. `MakePlotsEvolution` will give plots showing the evolution of background quantities, starting at N_* , and also for the spectrum, starting at $N_e = 0$, such that we can cover a region of scales both below and above the pivot scale and which are within the window of accessible scales with the CMB data.

4.2.5 Command `QrangeWI[Qinit]`

The code command `QrangeWI[Qinit]` will repeat the execution of the previous command, varying Q from an initial value Q_i up to the largest value of Q available from the data file `ICs_data` generated by the `FindICs` command. The command will stop in case n_s , for some value of Q , gets outside of the range $n_s \in [0.93, 0.99]$. Results for the background and perturbation quantities at the Hubble radius crossing N_* for each value of Q considered are then saved in the data file `observables_data`. Examples of several plots that can be made with these results are given in the last section of the companion `Mathematica` notebook `main.nb`.

5 Models analyzed

To illustrate the results that can be obtained from the code, we will focus on two cases of large field models, namely:

- the quartic monomial potential,

$$V(\phi) = \frac{V_0}{4} \left(\frac{\phi}{M_{\text{Pl}}} \right)^4 \equiv \frac{\lambda}{4} \phi^4, \quad (5.1)$$

where $\lambda = V_0/M_{\text{Pl}}^4$.

⁶We do not evaluate the running of the running (see, e.g. ref. [17]) since the present CMB data does not put clear constraints on it (even the most update data results for the running are also rather poor [46]). Nevertheless, the running of the running can be easily implemented and computed from the results obtained with the code.

- the fibre type I inflation potential [47],

$$V(\phi) = V_0 \left[F - 4e^{-\frac{\phi}{\sqrt{3}M_{\text{Pl}}}} + e^{-4\frac{\phi}{\sqrt{3}M_{\text{Pl}}}} + R \left(e^{2\frac{\phi}{\sqrt{3}M_{\text{Pl}}}} - 1 \right) \right], \quad (5.2)$$

where F and R are dimensionless constants. Here, we assume R to have the value $R = 3.05 \times 10^{-7}$, which is motivated from recent studies with this type of potential [48–50], while the value of F is adjusted such that at the minimum of the potential it satisfies $V(\phi_{\text{min}}) = 0$. This is a potential motivated from string theory constructions and has analogies with α -attractor type of potentials. A detailed analysis of fibre inflation in the context of WI is given in ref. [51].

We also consider two cases of small field models, namely:

- a cosine axion-type of potential,

$$V(\phi) = V_0 \left[1 + \cos \left(\frac{\phi}{f_a} \right) \right], \quad (5.3)$$

where f_a is the axion decay constant, which in our example we consider the value $f_a = 5M_{\text{Pl}}$, like considered in ref. [39] and which allows us to better compare our results with the ones obtained in that reference.

- a quadratic hilltop potential,

$$V_{\text{hilltop}}(\phi) = V_0 \left[1 - \gamma \left(\frac{\phi}{M_p} \right)^2 \right], \quad (5.4)$$

where γ is a constant, which here we take to have the value $\gamma = 0.01$ (note that for $\phi/f_a \ll 1$, the axion potential eq. (5.3) reduces to a form like (5.4) with the identification $\gamma = M_{\text{Pl}}^2/(4f_a^2)$).

Finally, we also give an example of a hybrid inflaton potential.

- The traditional form of the effective potential of hybrid inflation is a two-field model [52], composed of the inflaton field ϕ and a waterfall field σ . The potential is

$$V(\phi, \sigma) = \frac{1}{4\lambda}(M^2 - \lambda\sigma)^2 + \frac{1}{2}m^2\phi^2 + \frac{1}{2}g^2\phi^2\sigma^2. \quad (5.5)$$

From the above potential, during inflation the mass square of the σ field is $m_\sigma^2(\phi) = -M^2 + g^2\phi^2$. Inflation takes place when $\phi > M/g$ and $\sigma = 0$ is the only one minimum (true vacuum) in the σ -field direction. Hence, while $\phi > \phi_c$, where the critical value for the inflaton is $\phi_c = M/g$, the potential is simply

$$V_{\text{eff}}(\phi) = \frac{M^4}{4\lambda} + \frac{1}{2}m^2\phi^2, \quad (5.6)$$

and the constant term $\frac{M^4}{4\lambda}$ ($\gg \frac{1}{2}m^2\phi^2$) drives the expansion. When ϕ gets below ϕ_c , the waterfall field σ rolls down to one of its new minima $\sigma(\phi) = \pm M_\sigma(\phi)/\sqrt{\lambda}$ and inflation quickly terminates. In the code we write the potential (5.6) as

$$V_{\text{eff}}(\phi) = \frac{M^4}{4\lambda} + \frac{V_0}{2} \frac{\phi^2}{M_{\text{Pl}}^2}, \quad (5.7)$$

and let the code automatically compute V_0 such as to give the proper CMB amplitude at the pivot scale. For the numerical example for this potential shown in the next section, we made the choice of parameters: $M = 10^{-5}M_{\text{Pl}}$, $\lambda = 0.1$ and $g = 0.05$.

As dissipation coefficients, we consider three of the most studied forms considered in the literature:

$$\Upsilon = \begin{cases} C_\Upsilon \frac{T^3}{\phi^2}, \\ C_\Upsilon T, \\ C_\Upsilon \frac{T^3}{M_{\text{Pl}}^2}, \end{cases} \quad (5.8)$$

where in each case, C_Υ is a dimensionless constant. The model with $\Upsilon \propto T^3/\phi^2$ is motivated by supersymmetry (SUSY) realizations of WI [6]. An investigation of the observational consequences of this dissipation coefficient was performed e.g. in ref. [10]. The model with $\Upsilon \propto T$ was realized for the first time in ref. [12]. It is also a limiting case of axion WI when in the presence of massive fermions [53–55]. Finally, the case $\Upsilon \propto T^3$ is realized in axion-like theories with pure Yang-Mills gauge field. It originates as a consequence of sphaleron decay in a thermal bath [35, 56].

6 Examples of results

The first step when using the code is to load the `WI2easy` package as described in section 4. Then one runs the command `ParametersWI[]`, which will set all the basic parameters. In figure 1, we illustrate its use when considering the hybrid potential with the dissipation coefficient $\Upsilon \propto T^3/\phi^2$.

6.1 The function $G(Q)$

The next steps are generating the initial conditions for the chosen model and number of e -folds through the command `FindICs[Qi,Qf]` and then finding the data points for the function $G(Q)$ through `FindGQ[]`. In most of our examples, we set the values of Q_i and Q_f to be $Q_i = 10^{-9}$ and $Q_f = 4 \times 10^3$, respectively. The procedure can be repeated to all other potentials and dissipation coefficients. For all the results shown, unless otherwise explicitly specified, we have set $N_e = 60$ for the total number of e -folds of inflation, $g_* = 100$ and $V_0/M_{\text{Pl}}^4 = 10^{-14}$.

In the figure 2 we compare the differences in the function $G(Q)$ when considering the cases of non-thermal and thermal inflaton fluctuations and also by adding or not the radiation noise term (see explanations in sec. 3) for the case of the quartic monomial potential eq. (5.1).

From the results of fig. 2, we can see that the choices of thermal or nonthermal inflaton fluctuations and whether the radiation noise term is included or not affect most the region of Q values in the range $Q \in (10^{-4}, 10)$. There are no appreciable differences in $G(Q)$ either in the very weak dissipation regime, $Q \lesssim 10^{-4}$, or in the very strong dissipation regime, $Q \gtrsim 10$. By also comparing panels (a) and (c) in fig. 2, we see that the inflaton dependence in the dissipation coefficient affects little the behavior of $G(Q)$, being it mostly affected by the temperature dependence. This was also first seen in ref. [37] and also recently shown in ref. [39].

Warm Inflation Model and Parameters

Please enter the model and parameters:

Inflaton Potential: $\frac{M^4}{4\lambda} + \frac{V_0 x^2}{2}$

V_0 normalization (in Mp units): $\frac{1}{100\,000\,000\,000\,000}$

Potential shape: Large field potential

Hybrid inflation? Yes

Critical inflaton value (in Mp units): $\frac{M}{9}$

Potential name: hybridquadratic

Initial inflaton field (in Mp units): 15

Functional dependence of the dissipation coefficient: $\frac{\Upsilon^3}{x^2}$

Dissipation name: T3phi2

Thermalized fluctuations? No

Radiation noise? Yes

Relativistic DoF (g*): 100

Number of e-folds (Ne): 60

Defining extra parameters? Yes

Define extra constants here: $M = 10^{16}(-5); \lambda = 0.1; g = 0.05;$

Submit Help

Figure 1. An example of inputs to the fields available in the `ParametersWI[]` interface.

Previous work [39] demonstrated a universality in the functional form of $G(Q)$: for a fixed dissipation coefficient Υ , distinct inflaton potentials yield approximately identical $G(Q)$ profiles. This universality implies $G(Q)$ depends primarily on Υ , not $V(\phi)$, under conditions of neglecting radiation noise and assuming thermalized inflaton perturbations (as in ref. [39]). Here, we investigate whether this universality persists when incorporating radiation noise in the perturbation equations and relaxing thermalization assumptions (figs. 3 and 4). We find that without the radiation noise term, the universality holds even for nonthermal inflaton perturbations. However, with the radiation noise term included, the universality breaks down, as seen most pronounced from the results of fig. 3(a). For $Q \in (10^{-4}, 10)$, $G(Q)$ exhibits marked potential-dependent variations (as also seen in fig. 2), which are amplified for temperature-sensitive dissipation coefficients (e.g., for $\Upsilon \propto T^c$, with $c > 1$). These results underscore the critical role of radiation noise and thermalization in shaping $G(Q)$, necessitating first-principles computations for precision cosmology in WI.

6.2 Comparison with previous results for $G(Q)$

Let us here compare our results for $G(Q)$ with existing ones that are commonly used in the WI literature. The earliest proposed forms of $G(Q)$ were fitting functions of the numerical data obtained with the numerical solutions of the stochastic equations for the perturbations

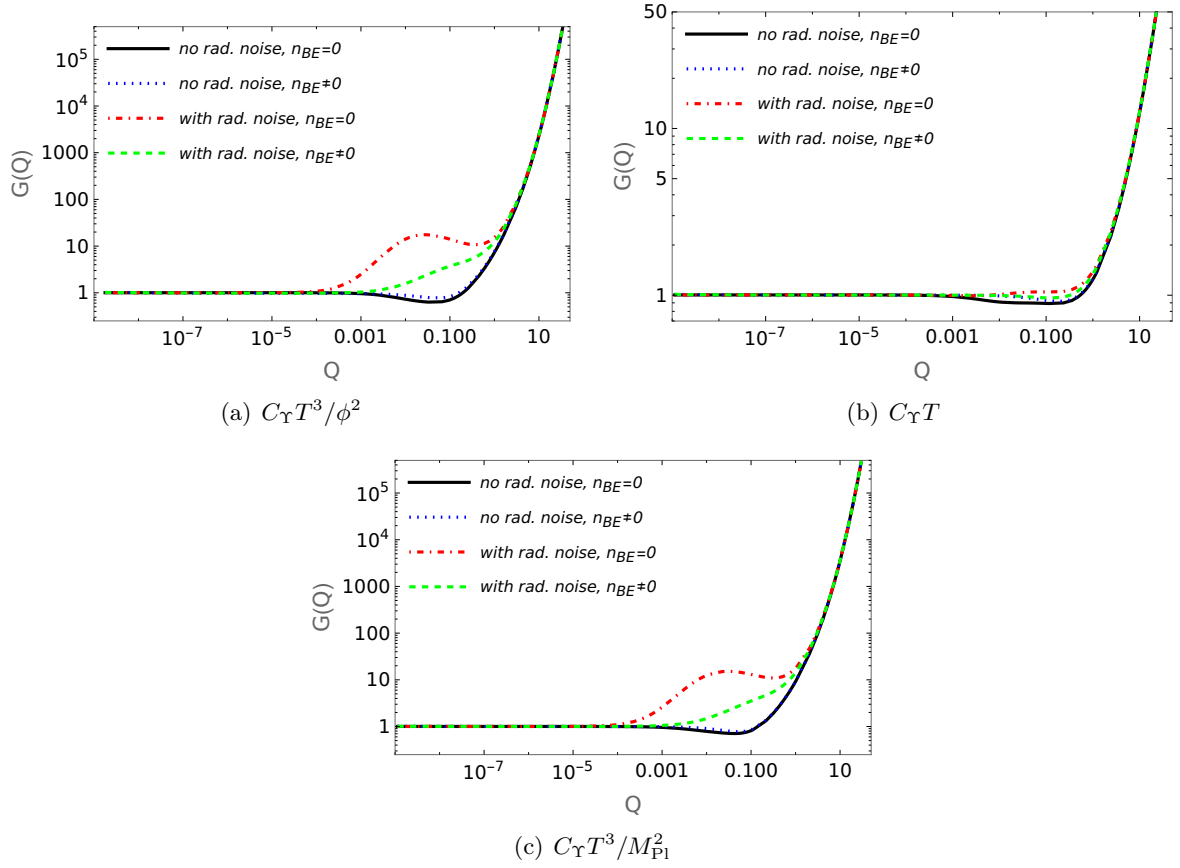


Figure 2. Results for $G(Q)$ for a quartic monomial potential and different choices of dissipation coefficients and parameters.

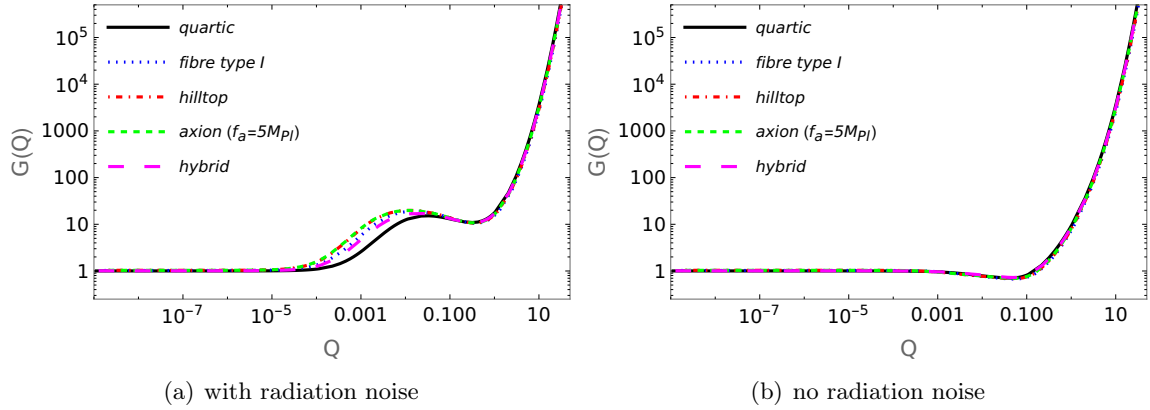


Figure 3. Results for $G(Q)$ for the different forms of potentials considered here, when including (panel a) or not including (panel b) the radiation noise term. In both cases we are considering non thermal inflaton perturbations and for a dissipation coefficient $\Upsilon = C_\Upsilon T^3 / M_{\text{Pl}}^2$.

in WI, first given in ref. [36] and then in ref. [37]. These fitting functions were then improved in later publications and with different degrees of complications [11, 19, 24]. The most recent

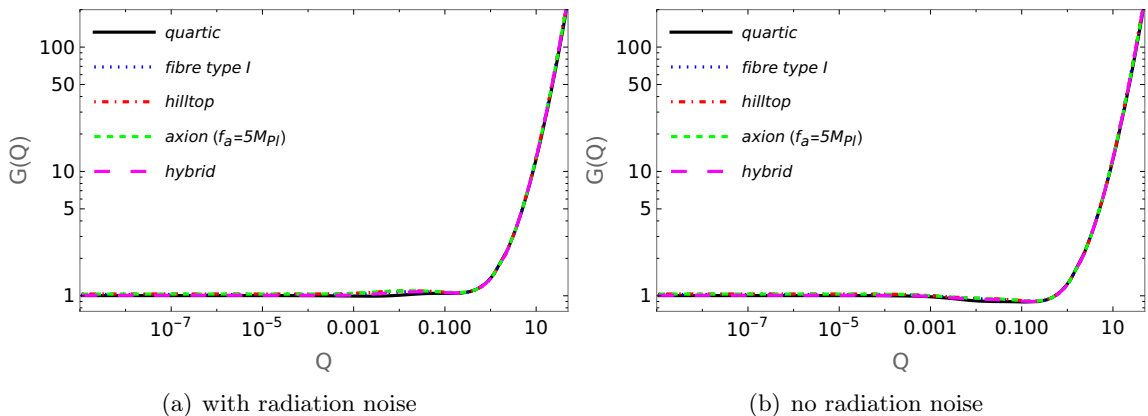


Figure 4. Same as in fig. 3, but now for a dissipation coefficient $\Upsilon = C_\Upsilon T$.

ones are from ref. [39]. All these previous results for $G(Q)$ were obtained in the case of thermal inflaton perturbations, thus taking $n_* \equiv n_{\text{BE}}$ in eq. (3.1), and also neglecting the radiation noise term in eq. (3.14)⁷. Hence, we compare the present results under the same conditions.

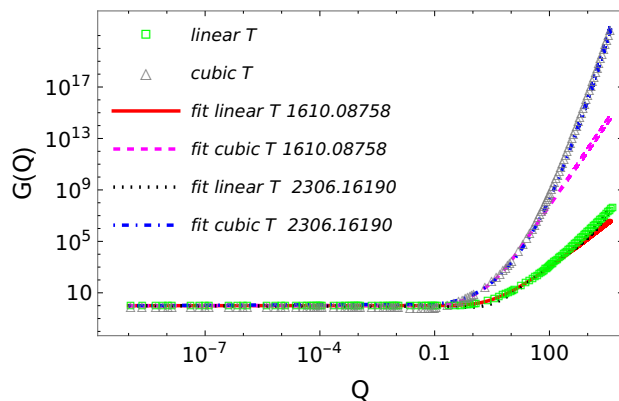


Figure 5. Comparison of the data for $G(Q)$, obtained with this code for the cases of the dissipation coefficients $\Upsilon \propto T$ and $\propto T^3$, with previous fitting formulas from refs. [11] and [39].

In the fig. 5 we show the comparison of our results with these different earlier forms of fitting functions for $G(Q)$ found in the literature. We focus on the two most well used fitting functions for $G(Q)$ used for the dissipation coefficients $\Upsilon \propto T$ and $\propto T^3$ (see, e.g. refs. [11, 19]) and also the fittings found from WarmSPy, ref. [39], for these same cases. The earlier fitting functions tend to underestimate⁸ $G(Q)$ for $Q \gtrsim 50$. The most recent fittings from ref. [39] provide a better coverage in a much higher range of values for Q .

⁷One exception to these is the fitting proposed in ref. [16], which was produced for a dissipation coefficient $\Upsilon \propto T^3$ for the cases of nonthermal ($n_* = 0$) and in the presence of the radiation noise term in eq. (3.14). This case is analyzed in details in a dedicate separate publication [57].

⁸We note that the earlier fitting formulas for $G(Q)$ were designed to better fit the power spectrum in the low Q region. The reason for this was that the existing models of WI at the time were only able to produce results consistent with the observations in the weak dissipative regime [11].

As already commented before, here we do not offer any new fitting formulas for $G(Q)$. `WI2easy`, through the command `FindGQ[]` generates sufficient data points from which an internal function $G(Q)$ is created through a spline interpolation. This is then used in the subsequent parts of the code, e.g. in the modules `ObservationsWI` and `QrangeWI`. We find this approach to be more efficient and to lead to better precision when obtaining the perturbation quantities that are direct compared with the observation data.

6.3 Background quantities and the power spectrum

Having obtained the data points for $G(Q)$, the code is now ready to properly normalize the amplitude of the scalar of curvature power spectrum and to obtain the evolution of background and perturbation quantities. This is achieved by running the command `ObservationsWI[q0value,x0value]`.

In the example notebook `main.nb`, we have considered the quartic inflaton potential eq. (5.1) with a dissipation coefficient that is linear in the temperature. This model was first studied in a viable quantum field theory model for WI in ref. [12]. In that reference, it was considered both nonthermal and thermal inflaton fluctuations, but neglecting the radiation noise term discussed in sec. 3 and using fixed values of e -folds (50 and 60) for Hubble radius crossing. Let us obtain here the case of thermal inflaton perturbations and by including the radiation noise term in the radiation perturbation equation. Furthermore, as already explained, the code automatically computes the appropriate N_* value where Hubble radius crossing happens and with the proper normalization V_0 for the potential.

In the example notebook, we have considered the value $Q_* = 1$, for which we obtain $V_0/M_{\text{Pl}}^4 \simeq 3.20 \times 10^{-15}$ for the normalization of the potential, $C_\Upsilon \simeq 0.025$ for the dimensionless constant in the dissipation coefficient, and perturbation quantities $r \simeq 3.37 \times 10^{-4}$ for the tensor-to-scalar ratio, $n_s \simeq 0.9688$ for the spectral tilt and $\alpha_s \simeq -2.85 \times 10^{-4}$ for the running, with $N_* \simeq 58.2$.

Still in the module `ObservationsWI[q0value,x0value]`, the use of the command `MakePlotsEvolution` automatically generates plots for the evolution of several background quantities for the chosen value of Q_* . In fig. 6 we show the evolution for ϵ_H , Q , T/H , ϕ , the energy densities ($V(\phi)$, $\dot{\phi}^2/2$ and ρ_r , all in units of the reduced Planck mass) and the total equation of state w_{total} for the example we are considering here.

Through the same command, plots for the scalar of curvature power spectrum is also produced. This is illustrated in fig. 7. These are obtained directly from the proxy expression eq. (3.1) corrected by the function $G(Q)$ from eq. (3.2). Note that we can always conveniently relate a comoving scale k_* at Hubble-exit epoch through $k_* = aH$. In the plots shown in fig. 7, the thin vertical line indicates the pivot scale k_p (which in the code it is given by the default value $k_p = 0.05 \text{Mpc}^{-1}$), while the horizontal thin line is at the value for the CMB amplitude normalization (with default value $A_s \simeq 2.105 \times 10^{-9}$ as considered in the code).

6.4 Dependence of the background and perturbation quantities on the value of Q

Our final command is `QrangeWI[qinit]`. As explained earlier, it repeats the command `ObservationsWI` but now for different values of Q_* and save the data for the background

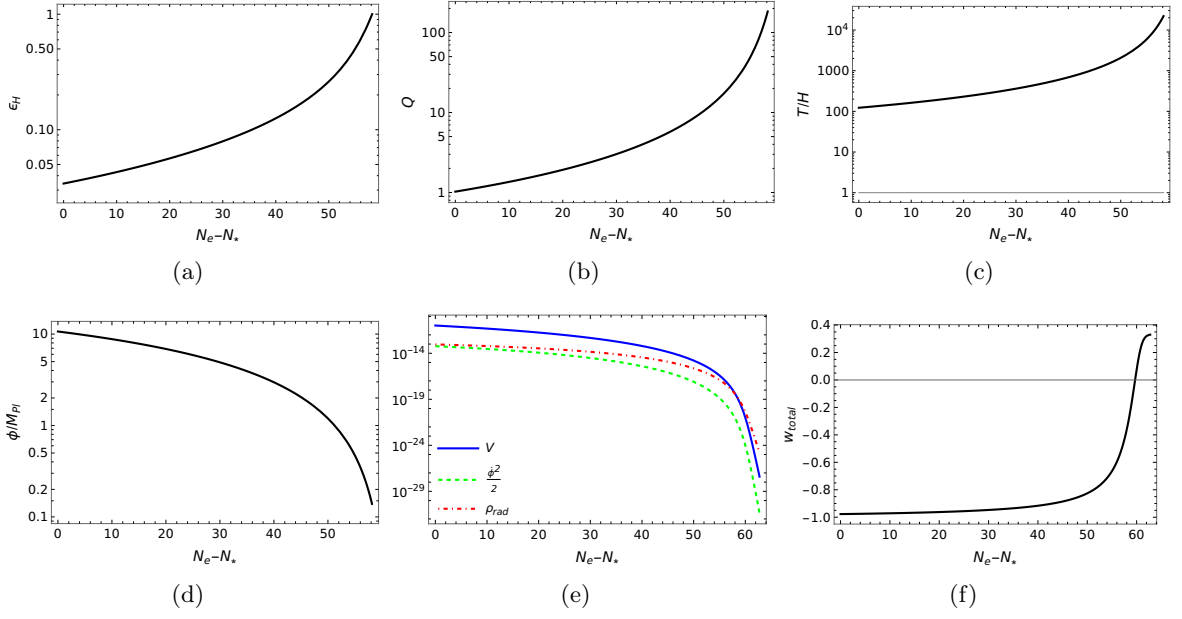


Figure 6. Evolution of some of the background quantities available through the command `MakePlotsEvolution`.

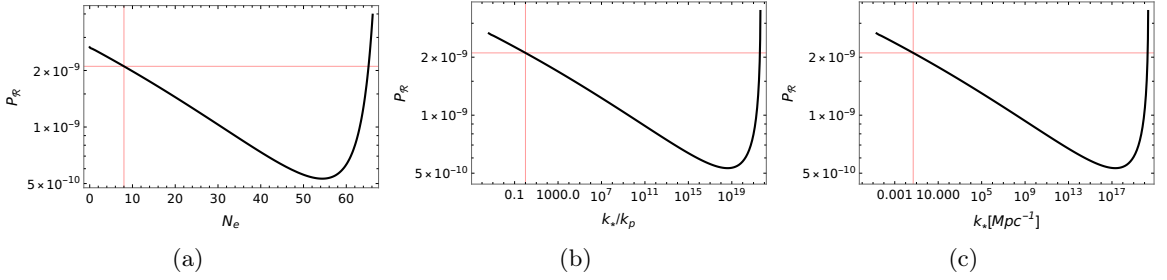


Figure 7. The scalar of curvature power spectrum obtained with the command `MakePlotsEvolution` for the value of Q_* chosen.

and perturbation quantities as a function of Q_* . Still considering the same example of a quartic monomial potential with a linear in the temperature dissipation coefficient, we give the results obtained through the example notebook when using this command.

In fig. 8 we show some of the results that are obtained for the background quantities as a function of Q_* . From panels (a) to (h), we have the potential normalization V_0 , the dissipation coefficient C_Υ , the inflaton amplitude, the variation of the inflaton amplitude in between the Hubble-exit (N_* e -folds before the end of inflation) and at the end of inflation, the ratio T/H , the value of the Hubble parameter, the temperature and the Hubble-exit point (N_*) all as a function of Q_* .

From the fig. 8(d) we can see that the inflaton field variation tends to move towards sub-Planckian values, which is important from an effective field theory viewpoint [19]. From fig. 8(e), we can see that WI effectively starts for $Q \gtrsim 10^{-6}$. This is a characteristic that we

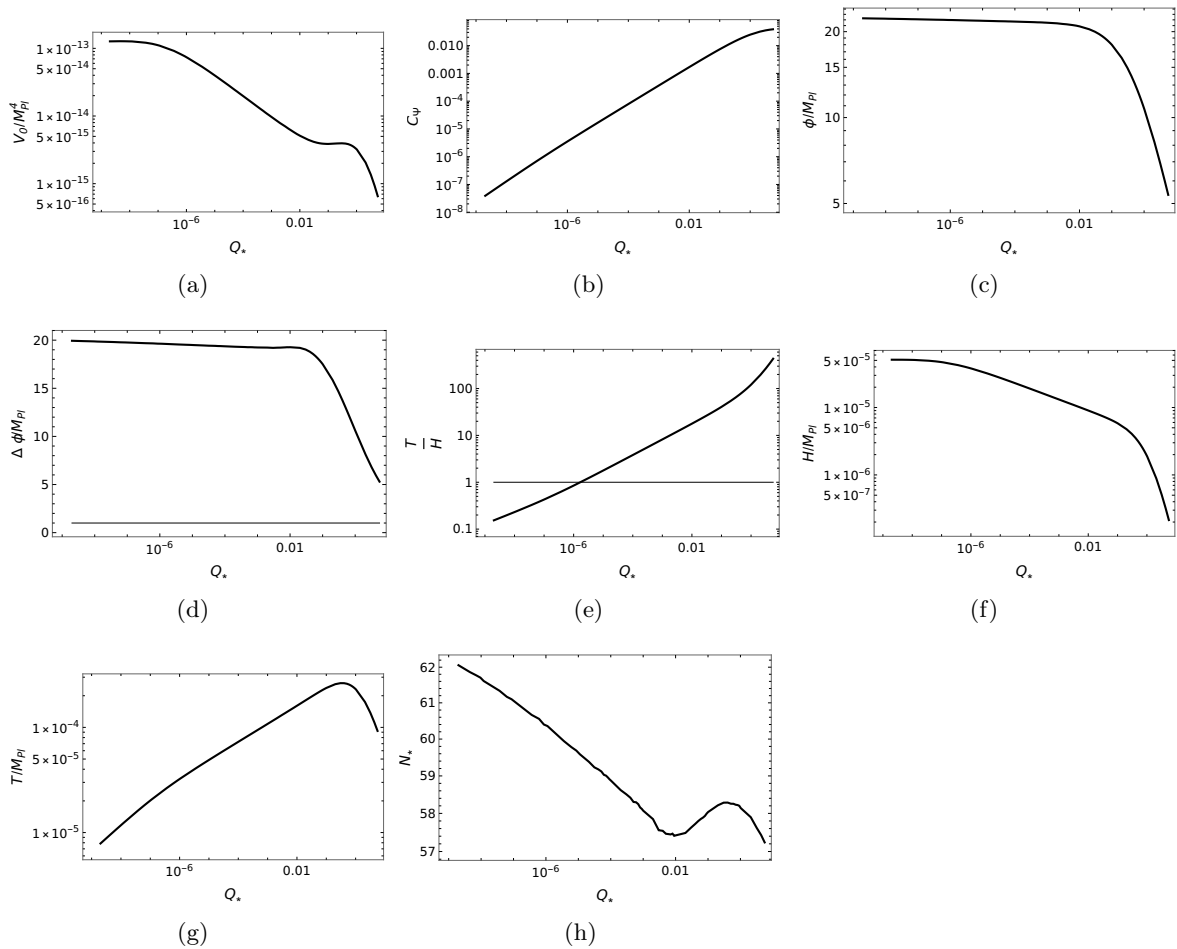


Figure 8. Dependence of the background quantities as a function of Q_* (obtained at the Hubble-exit point N_*).

have also seen when testing other types of potentials and dissipation functions in WI. We also note from fig. 8(g) that towards large values of Q the temperatures reaches a peak and then starts to drop. This behavior is closely related to the reason of why the power spectrum seen in fig. 7 displays more power towards the end of inflation (smaller scales). This effect has been explored recently in connection to primordial black hole formation and magnification of gravitational waves in WI [58–62].

Finally, in fig. 9 we give the perturbation quantities obtained for the quartic monomial potential with a linear in the temperature dissipation coefficient (and considering thermal inflaton perturbations and the radiation noise term in the radiation perturbation equation). The cyan regions in the figure are the one- and two-sigma constraints⁹ obtained from the BICEP, Keck Array and Planck combined data [63].

⁹Note that recently, the Atacama Cosmology Telescope (ACT) have reported new constraints which shifts the spectral tilt towards slight larger values. In WI, and in special in the example model studied here, this implies that slight larger values of Q_* are allowed, increasing the viability of WI towards the strong dissipation regime [64].

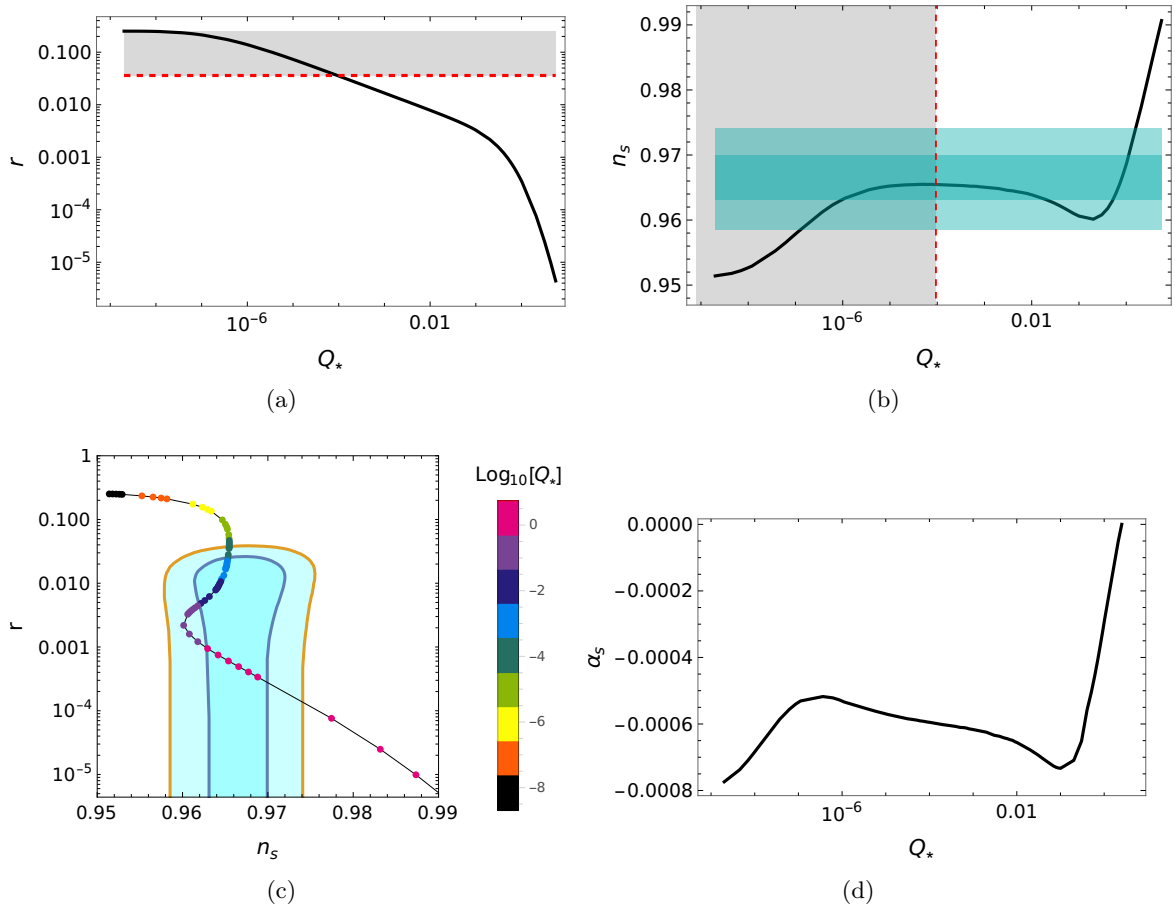


Figure 9. Perturbation quantities when varying Q_* . The top gray region in panel (a) and the left gray region in panel (b) indicate the region where $r > 0.036$, with the upper bound on r from the BICEP, Keck Array and Planck combined data [63]. The cyan regions in panels (b) and (c) indicate the one- and two-sigma constraints also from ref. [63].

7 Conclusion

In this paper, we introduce `WI2easy`, a versatile `Mathematica` code designed for analyzing the dynamics of Warm Inflation (WI). This comprehensive tool supports a broad range of inflaton potentials—including large-field, small-field, and hybrid models—enabling researchers to explore diverse WI scenarios. The code also accommodates generic dissipation coefficients, which can be arbitrary functions of temperature and inflaton field amplitude. With its adaptable framework, `WI2easy` streamlines numerical investigations of WI phenomenology while maintaining computational efficiency and user accessibility.

The code advances the analysis of WI perturbations by employing a Fokker-Planck formalism, bypassing the direct numerical solution of stochastic differential equations. This approach transforms the computation of the primordial power spectrum—a statistical quantity derived from two-point correlation functions—into the deterministic evolution of a coupled matrix differential equation system, integrated alongside the background equations. Compared to traditional stochastic methods for WI perturbations, this framework offers significant computational advantages: (a) there is a gain in speed – the deterministic system eliminates the

need for ensemble averaging over stochastic realizations and (b) precision – leveraging **Wolfram Mathematica**’s high-precision numerical solvers, the code allows users to tailor integration methods (e.g., adaptive step sizes, stiffness handling) to their specific model requirements. Additionally, the code prioritizes accessibility. Its modular design ensures straightforward execution for standard use cases while retaining flexibility—users can easily modify default parameters or implement model-specific adjustments without advanced programming expertise.

The code offers broad applicability, generating diverse datasets critical for advancing WI research. A key output is the power spectrum as a function of the comoving scale, which facilitates statistical analysis of WI models through seamless integration with CMB tools like CAMB. This enables rigorous testing of WI scenarios against both current and forthcoming observational datasets. Earlier studies—from pioneering works [11, 65, 66] to recent investigations [67–69]—have relied on simplified parametrizations of the $G(Q)$ function to improve the approximate expression for the WI power spectrum (e.g., eq. (3.1)). In contrast, our code provides direct access to the power spectrum for any dissipation coefficient $\Upsilon(T, \phi)$ and single-field inflaton potentials $V(\phi)$, eliminating reliance on ad hoc approximations. This capability is essential for precision comparisons between WI predictions and observational constraints, empowering users to systematically explore model viability across the full parameter space of dissipative dynamics in the context of WI.

Future releases of the code will expand its scope to include multi-field inflation models and non-Gaussianity calculations, broadening its applicability to more advanced cosmological scenarios. Planned enhancements will also focus on computational efficiency: parallelization and code optimizations will accelerate parameter space exploration while maintaining high numerical precision. These upgrades aim to provide users with faster, more versatile tools for state-of-the-art WI analyses, aligning the code’s capabilities with evolving theoretical and observational demands.

A Background and perturbation equations implemented in the code

In the code, the background and perturbation equations enter as a function of e -folds instead of time variable. Using $dN_e = H dt$ and writing the background equations (2.2) and 2.3 as a system of first order differential equations, we have that (note however that throughout our code, even though we work with the evolution in terms of e -folds, we still keep $\dot{\phi} \equiv y$ as such)

$$\phi' = \frac{y}{H}, \quad (\text{A.1})$$

$$y' = -3(1 + Q)y - \frac{V_{,\phi}}{H}, \quad (\text{A.2})$$

$$\rho'_r = -4\rho_r + 3Qy^2, \quad (\text{A.3})$$

with prime denoting derivative with respect to N_e . The above equations together with the differential equation for the two-point statistical momenta, \mathbf{J} , eq. (3.31) then form a complete system.

In eq. (3.31), the elements for the matrices \mathbf{A} and \mathbf{B} are read from the perturbation equations (3.13)-(3.15) and (3.20)-(3.22). From the definition of the vector Φ , eq. (3.25), the matrix \mathbf{A} has elements a_{ij} given by (also remember that we work in units of reduced Planck

mass, which in practice means taking $M_{\text{Pl}} = 1$):

$$\begin{aligned}
a_{11} &= 0, \quad a_{12} = -1, \quad a_{13} = 0, \quad a_{14} = 0, \\
a_{21} &= -\frac{2y^2\rho_r}{3H^4} - \frac{y^4}{2H^4} + \frac{k^2}{(aH)^2} + \frac{3y^2}{H^2} + \frac{3Qy^2}{2H^2} + \frac{2yV_{,\phi}}{H^3} + \frac{V_{,\phi\phi}}{H^2} + \frac{py}{H^2}, \\
a_{22} &= 3 + 3Q - \frac{2\rho_r}{3H^2} - \frac{y^2}{2H^2}, \\
a_{23} &= \frac{y}{3H^3} + \frac{cyT}{4\rho_r H^2}, \\
a_{24} &= \frac{2y\rho_r}{3H^4} + \frac{y^3}{2H^4} - \frac{3y}{H^2} - \frac{3Qy}{2H^2} - \frac{V_{,\phi}}{H^3}, \\
a_{31} &= -\frac{\rho_r y^3}{3H^3} + \frac{2y\rho_r}{H} + \frac{3Qy^3}{2H} + \frac{2\rho_r V_{,\phi}}{3H^2} - \frac{py^2}{H}, \\
a_{32} &= \frac{2y\rho_r}{3H} - 6yHQ, \\
a_{33} &= 4 + \frac{2\rho_r}{3H^2} - \frac{cTy^2}{4\rho_r H}, \\
a_{34} &= \frac{y^2\rho_r}{3H^3} - \frac{k^2}{a^2H} - \frac{2\rho_r}{H} - \frac{3Qy^2}{2H}, \\
a_{41} &= 3Qy + \frac{2y\rho_r}{3H^2}, \\
a_{42} &= 0, \quad a_{43} = \frac{1}{3H}, \quad a_{44} = 3 - \frac{2\rho_r}{3H^2}.
\end{aligned} \tag{A.4}$$

The column matrix \mathbf{B} has elements¹⁰:

$$\begin{aligned}
b_1 &= 0, \quad b_2 = \left[\frac{6QT}{a^3H^2} + \frac{(9 + 12\pi Q)^{1/2}(1 + 2n_*)}{\pi a^3H} \right]^{1/2}, \\
b_3 &= -\frac{(6QT)^{1/2}y}{a^{3/2}}, \quad b_4 = 0.
\end{aligned} \tag{A.5}$$

Finally, the column matrix \mathbf{C} appearing in the definition of the power spectrum eq. (3.28) has the elements:

$$c_1 = \frac{yH}{y^2 + 4\rho_r/3}, \quad c_2 = 0, \quad c_3 = 0, \quad c_4 = -\frac{H}{y^2 + 4\rho_r/3}. \tag{A.6}$$

Acknowledgments

R.O.R. acknowledges financial support by research grants from Conselho Nacional de Desenvolvimento Científico e Tecnológico (CNPq), Grant No. 307286/2021-5, and from Fundação Carlos Chagas Filho de Amparo à Pesquisa do Estado do Rio de Janeiro (FAPERJ), Grant No. E-26/201.150/2021. The work of G.S.R. is supported by a PhD scholarship from FAPERJ.

¹⁰In order to write the element b_2 , we make use of the result valid for Langevin equations with multiple noise terms [70, 71]: $\dot{v} = -\sum_i \gamma_i v + \sum_i n_i^{1/2} \xi \equiv -\sum_i \gamma_i v + \sqrt{\sum_i n_i} \xi$, where n_i are the amplitude of the noises. We have explicitly verified numerically, using an auxiliary Langevin code, that this identity holds.

References

- [1] A. Berera and L. Z. Fang, Thermally induced density perturbations in the inflation era, *Phys. Rev. Lett.* **74** (1995), 1912-1915 doi:10.1103/PhysRevLett.74.1912 [arXiv:astro-ph/9501024 [astro-ph]].
- [2] A. Berera, Warm inflation, *Phys. Rev. Lett.* **75** (1995), 3218-3221 doi:10.1103/PhysRevLett.75.3218 [arXiv:astro-ph/9509049 [astro-ph]].
- [3] A. Berera, Thermal properties of an inflationary universe, *Phys. Rev. D* **54** (1996), 2519-2534 doi:10.1103/PhysRevD.54.2519 [arXiv:hep-th/9601134 [hep-th]].
- [4] A. Berera, Interpolating the stage of exponential expansion in the early universe: A Possible alternative with no reheating, *Phys. Rev. D* **55** (1997), 3346-3357 doi:10.1103/PhysRevD.55.3346 [arXiv:hep-ph/9612239 [hep-ph]].
- [5] A. Berera, M. Gleiser and R. O. Ramos, A First principles warm inflation model that solves the cosmological horizon / flatness problems, *Phys. Rev. Lett.* **83** (1999), 264-267 doi:10.1103/PhysRevLett.83.264 [arXiv:hep-ph/9809583 [hep-ph]].
- [6] A. Berera, I. G. Moss and R. O. Ramos, Warm Inflation and its Microphysical Basis, *Rept. Prog. Phys.* **72** (2009), 026901 doi:10.1088/0034-4885/72/2/026901 [arXiv:0808.1855 [hep-ph]].
- [7] M. Bastero-Gil and A. Berera, Warm inflation model building, *Int. J. Mod. Phys. A* **24** (2009), 2207-2240 doi:10.1142/S0217751X09044206 [arXiv:0902.0521 [hep-ph]].
- [8] V. Kamali, M. Motaharfard and R. O. Ramos, Recent Developments in Warm Inflation, *Universe* **9** (2023) no.3, 124 doi:10.3390/universe9030124 [arXiv:2302.02827 [hep-ph]].
- [9] A. Berera, The Warm Inflation Story, *Universe* **9** (2023) no.6, 272 doi:10.3390/universe9060272 [arXiv:2305.10879 [hep-ph]].
- [10] S. Bartrum, M. Bastero-Gil, A. Berera, R. Cerezo, R. O. Ramos and J. G. Rosa, The importance of being warm (during inflation), *Phys. Lett. B* **732** (2014), 116-121 doi:10.1016/j.physletb.2014.03.029 [arXiv:1307.5868 [hep-ph]].
- [11] M. Benetti and R. O. Ramos, Warm inflation dissipative effects: predictions and constraints from the Planck data, *Phys. Rev. D* **95** (2017) no.2, 023517 doi:10.1103/PhysRevD.95.023517 [arXiv:1610.08758 [astro-ph.CO]].
- [12] M. Bastero-Gil, A. Berera, R. O. Ramos and J. G. Rosa, Warm Little Inflaton, *Phys. Rev. Lett.* **117** (2016) no.15, 151301 doi:10.1103/PhysRevLett.117.151301 [arXiv:1604.08838 [hep-ph]].
- [13] A. Berera, Warm inflation at arbitrary adiabaticity: A Model, an existence proof for inflationary dynamics in quantum field theory, *Nucl. Phys. B* **585** (2000), 666-714 doi:10.1016/S0550-3213(00)00411-9 [arXiv:hep-ph/9904409 [hep-ph]].
- [14] M. Bastero-Gil, A. Berera, R. O. Ramos and J. G. Rosa, Towards a reliable effective field theory of inflation, *Phys. Lett. B* **813** (2021), 136055 doi:10.1016/j.physletb.2020.136055 [arXiv:1907.13410 [hep-ph]].
- [15] M. Bastero-Gil, A. Berera, I. G. Moss and R. O. Ramos, Theory of non-Gaussianity in warm inflation, *JCAP* **12** (2014), 008 doi:10.1088/1475-7516/2014/12/008 [arXiv:1408.4391 [astro-ph.CO]].
- [16] M. Mirbabayi and A. Gruzinov, Shapes of non-Gaussianity in warm inflation, *JCAP* **02** (2023), 012 doi:10.1088/1475-7516/2023/02/012 [arXiv:2205.13227 [astro-ph.CO]].
- [17] S. Das and R. O. Ramos, Running and Running of the Running of the Scalar Spectral Index in Warm Inflation, *Universe* **9** (2023) no.2, 76 doi:10.3390/universe9020076 [arXiv:2212.13914 [astro-ph.CO]].
- [18] S. Das, Warm Inflation in the light of Swampland Criteria, *Phys. Rev. D* **99** (2019) no.6, 063514 doi:10.1103/PhysRevD.99.063514 [arXiv:1810.05038 [hep-th]].

- [19] M. Motaharfar, V. Kamali and R. O. Ramos, Warm inflation as a way out of the swampland, *Phys. Rev. D* **99** (2019) no.6, 063513 doi:10.1103/PhysRevD.99.063513 [arXiv:1810.02816 [astro-ph.CO]].
- [20] S. Das, G. Goswami and C. Krishnan, Swampland, axions, and minimal warm inflation, *Phys. Rev. D* **101** (2020) no.10, 103529 doi:10.1103/PhysRevD.101.103529 [arXiv:1911.00323 [hep-th]].
- [21] A. Berera and J. R. Calderón, Trans-Planckian censorship and other swampland bothers addressed in warm inflation, *Phys. Rev. D* **100** (2019) no.12, 123530 doi:10.1103/PhysRevD.100.123530 [arXiv:1910.10516 [hep-ph]].
- [22] V. Kamali, M. Motaharfar and R. O. Ramos, Warm brane inflation with an exponential potential: a consistent realization away from the swampland, *Phys. Rev. D* **101** (2020) no.2, 023535 doi:10.1103/PhysRevD.101.023535 [arXiv:1910.06796 [gr-qc]].
- [23] A. Berera, R. Brandenberger, V. Kamali and R. Ramos, Thermal, trapped and chromo-natural inflation in light of the swampland criteria and the trans-Planckian censorship conjecture, *Eur. Phys. J. C* **81** (2021) no.5, 452 doi:10.1140/epjc/s10052-021-09240-3 [arXiv:2006.01902 [hep-th]].
- [24] S. Das and R. O. Ramos, Runaway potentials in warm inflation satisfying the swampland conjectures, *Phys. Rev. D* **102** (2020) no.10, 103522 doi:10.1103/PhysRevD.102.103522 [arXiv:2007.15268 [hep-th]].
- [25] R. Brandenberger, V. Kamali and R. O. Ramos, Strengthening the de Sitter swampland conjecture in warm inflation, *JHEP* **08** (2020), 127 doi:10.1007/JHEP08(2020)127 [arXiv:2002.04925 [hep-th]].
- [26] M. Motaharfar and R. O. Ramos, Dirac-Born-Infeld warm inflation realization in the strong dissipation regime, *Phys. Rev. D* **104** (2021) no.4, 043522 doi:10.1103/PhysRevD.104.043522 [arXiv:2105.01131 [hep-th]].
- [27] H. P. de Oliveira and R. O. Ramos, Dynamical system analysis for inflation with dissipation, *Phys. Rev. D* **57** (1998), 741-749 doi:10.1103/PhysRevD.57.741 [arXiv:gr-qc/9710093 [gr-qc]].
- [28] A. N. Taylor and A. Berera, Perturbation spectra in the warm inflationary scenario, *Phys. Rev. D* **62** (2000), 083517 doi:10.1103/PhysRevD.62.083517 [arXiv:astro-ph/0006077 [astro-ph]].
- [29] L. M. H. Hall, I. G. Moss and A. Berera, Scalar perturbation spectra from warm inflation, *Phys. Rev. D* **69** (2004), 083525 doi:10.1103/PhysRevD.69.083525 [arXiv:astro-ph/0305015 [astro-ph]].
- [30] R. O. Ramos and L. A. da Silva, Power spectrum for inflation models with quantum and thermal noises, *JCAP* **03** (2013), 032 doi:10.1088/1475-7516/2013/03/032 [arXiv:1302.3544 [astro-ph.CO]].
- [31] M. Gleiser and R. O. Ramos, Microphysical approach to nonequilibrium dynamics of quantum fields, *Phys. Rev. D* **50** (1994), 2441-2455 doi:10.1103/PhysRevD.50.2441 [arXiv:hep-ph/9311278 [hep-ph]].
- [32] A. Berera, M. Gleiser and R. O. Ramos, Strong dissipative behavior in quantum field theory, *Phys. Rev. D* **58** (1998), 123508 doi:10.1103/PhysRevD.58.123508 [arXiv:hep-ph/9803394 [hep-ph]].
- [33] M. Bastero-Gil, A. Berera and R. O. Ramos, Dissipation coefficients from scalar and fermion quantum field interactions, *JCAP* **09** (2011), 033 doi:10.1088/1475-7516/2011/09/033 [arXiv:1008.1929 [hep-ph]].
- [34] M. Bastero-Gil, A. Berera, R. O. Ramos and J. G. Rosa, General dissipation coefficient in low-temperature warm inflation, *JCAP* **01** (2013), 016 doi:10.1088/1475-7516/2013/01/016 [arXiv:1207.0445 [hep-ph]].

- [35] K. V. Berghaus, P. W. Graham and D. E. Kaplan, Minimal Warm Inflation, *JCAP* **03** (2020), 034 [erratum: *JCAP* **10** (2023), E02] doi:10.1088/1475-7516/2020/03/034 [arXiv:1910.07525 [hep-ph]].
- [36] C. Graham and I. G. Moss, Density fluctuations from warm inflation, *JCAP* **07** (2009), 013 doi:10.1088/1475-7516/2009/07/013 [arXiv:0905.3500 [astro-ph.CO]].
- [37] M. Bastero-Gil, A. Berera and R. O. Ramos, Shear viscous effects on the primordial power spectrum from warm inflation, *JCAP* **07** (2011), 030 doi:10.1088/1475-7516/2011/07/030 [arXiv:1106.0701 [astro-ph.CO]].
- [38] M. Bastero-Gil, A. Berera, I. G. Moss and R. O. Ramos, Cosmological fluctuations of a random field and radiation fluid, *JCAP* **05** (2014), 004 doi:10.1088/1475-7516/2014/05/004 [arXiv:1401.1149 [astro-ph.CO]].
- [39] G. Montefalcone, V. Aragam, L. Visinelli and K. Freese, WarmSPy: a numerical study of cosmological perturbations in warm inflation, *JCAP* **01** (2024), 032 doi:10.1088/1475-7516/2024/01/032 [arXiv:2306.16190 [astro-ph.CO]].
- [40] G. Ballesteros, M. A. G. García, A. P. Rodríguez, M. Pierre and J. Rey, Primordial black holes and gravitational waves from dissipation during inflation, *JCAP* **12** (2022), 006 doi:10.1088/1475-7516/2022/12/006 [arXiv:2208.14978 [astro-ph.CO]].
- [41] G. Ballesteros, A. Perez Rodriguez and M. Pierre, Monomial warm inflation revisited, *JCAP* **03** (2024), 003 doi:10.1088/1475-7516/2024/03/003 [arXiv:2304.05978 [astro-ph.CO]].
- [42] M. Bastero-Gil, A. Berera, R. O. Ramos and J. G. Rosa, Adiabatic out-of-equilibrium solutions to the Boltzmann equation in warm inflation, *JHEP* **02** (2018), 063 doi:10.1007/JHEP02(2018)063 [arXiv:1711.09023 [hep-ph]].
- [43] J. c. Hwang, Perturbations of the Robertson-Walker space - Multicomponent sources and generalized gravity, *Astrophys. J.* **375** (1991), 443-462 doi:10.1086/170206
- [44] J. c. Hwang and H. Noh, Cosmological perturbations with multiple fluids and fields, *Class. Quant. Grav.* **19** (2002), 527-550 doi:10.1088/0264-9381/19/3/308 [arXiv:astro-ph/0103244 [astro-ph]].
- [45] N. Aghanim *et al.* [Planck], Planck 2018 results. VI. Cosmological parameters, *Astron. Astrophys.* **641** (2020), A6 [erratum: *Astron. Astrophys.* **652** (2021), C4] doi:10.1051/0004-6361/201833910 [arXiv:1807.06209 [astro-ph.CO]].
- [46] E. Calabrese *et al.* [ACT], The Atacama Cosmology Telescope: DR6 Constraints on Extended Cosmological Models, [arXiv:2503.14454 [astro-ph.CO]].
- [47] M. Cicoli, C. P. Burgess and F. Quevedo, Fibre Inflation: Observable Gravity Waves from IIB String Compactifications, *JCAP* **03** (2009), 013 doi:10.1088/1475-7516/2009/03/013 [arXiv:0808.0691 [hep-th]].
- [48] M. Cicoli and E. Di Valentino, Fitting string inflation to real cosmological data: The fiber inflation case, *Phys. Rev. D* **102** (2020) no.4, 043521 doi:10.1103/PhysRevD.102.043521 [arXiv:2004.01210 [astro-ph.CO]].
- [49] S. Bhattacharya, K. Dutta, M. R. Gangopadhyay, A. Maharana and K. Singh, Fibre Inflation and Precision CMB Data, *Phys. Rev. D* **102** (2020), 123531 doi:10.1103/PhysRevD.102.123531 [arXiv:2003.05969 [astro-ph.CO]].
- [50] S. Bera, D. Chakraborty, G. K. Leontaris and P. Shukla, Global embedding of fiber inflation in a perturbative large volume scenario, *Phys. Rev. D* **110** (2024) no.10, 106009 doi:10.1103/PhysRevD.110.106009 [arXiv:2406.01694 [hep-th]].
- [51] D. Chakraborty and R. O. Ramos, Warming up the Fibres, arXiv:2504.XXXX.

- [52] A. D. Linde, Hybrid inflation, *Phys. Rev. D* **49** (1994), 748-754 doi:10.1103/PhysRevD.49.748 [arXiv:astro-ph/9307002 [astro-ph]].
- [53] K. V. Berghaus, P. W. Graham, D. E. Kaplan, G. D. Moore and S. Rajendran, Dark energy radiation, *Phys. Rev. D* **104** (2021) no.8, 083520 doi:10.1103/PhysRevD.104.083520 [arXiv:2012.10549 [hep-ph]].
- [54] M. Drewes and S. Zell, On sphaleron heating in the presence of fermions, *JCAP* **06** (2024), 038 doi:10.1088/1475-7516/2024/06/038 [arXiv:2312.13739 [hep-ph]].
- [55] K. V. Berghaus, M. Forslund and M. V. Guevarra, Warm inflation with a heavy QCD axion, *JCAP* **10** (2024), 103 doi:10.1088/1475-7516/2024/10/103 [arXiv:2402.13535 [hep-ph]].
- [56] M. Laine and S. Procacci, Minimal warm inflation with complete medium response, *JCAP* **06** (2021), 031 doi:10.1088/1475-7516/2021/06/031 [arXiv:2102.09913 [hep-ph]].
- [57] G. S. Rodrigues and R. O. Ramos, work to appear, arXiv:2504.XXXX..
- [58] R. Arya, Formation of Primordial Black Holes from Warm Inflation, *JCAP* **09** (2020), 042 doi:10.1088/1475-7516/2020/09/042 [arXiv:1910.05238 [astro-ph.CO]].
- [59] M. Bastero-Gil and M. S. Díaz-Blanco, Gravity waves and primordial black holes in scalar warm little inflation, *JCAP* **12** (2021) no.12, 052 doi:10.1088/1475-7516/2021/12/052 [arXiv:2105.08045 [hep-ph]].
- [60] M. Correa, M. R. Gangopadhyay, N. Jaman and G. J. Mathews, Primordial black-hole dark matter via warm natural inflation, *Phys. Lett. B* **835** (2022), 137510 doi:10.1016/j.physletb.2022.137510 [arXiv:2207.10394 [gr-qc]].
- [61] P. B. Ferraz and J. G. Rosa, The inflation trilogy and primordial black holes, *JCAP* **03** (2025), 040 doi:10.1088/1475-7516/2025/03/040 [arXiv:2410.10996 [hep-ph]].
- [62] A. Ito and R. O. Ramos, Warm multi natural inflation, [arXiv:2504.15606 [hep-ph]].
- [63] P. A. R. Ade *et al.* [BICEP and Keck], Improved Constraints on Primordial Gravitational Waves using Planck, WMAP, and BICEP/Keck Observations through the 2018 Observing Season, *Phys. Rev. Lett.* **127** (2021) no.15, 151301 doi:10.1103/PhysRevLett.127.151301 [arXiv:2110.00483 [astro-ph.CO]].
- [64] A. Berera, S. Brahma, Z. Qiu, R. O. Ramos and G. S. Rodrigues, The early universe is *ACT-ing warm*, [arXiv:2504.02655 [hep-th]].
- [65] M. Bastero-Gil, S. Bhattacharya, K. Dutta and M. R. Gangopadhyay, Constraining Warm Inflation with CMB data, *JCAP* **02** (2018), 054 doi:10.1088/1475-7516/2018/02/054 [arXiv:1710.10008 [astro-ph.CO]].
- [66] R. Arya, A. Dasgupta, G. Goswami, J. Prasad and R. Rangarajan, Revisiting CMB constraints on warm inflation, *JCAP* **02** (2018), 043 doi:10.1088/1475-7516/2018/02/043 [arXiv:1710.11109 [astro-ph.CO]].
- [67] U. Kumar and S. Das, A generalized method of constraining Warm Inflation with CMB data, *JCAP* **10** (2024), 058 doi:10.1088/1475-7516/2024/10/058 [arXiv:2407.06032 [astro-ph.CO]].
- [68] F. B. M. d. Santos, R. de Souza and J. S. Alcaniz, A comparative analysis of dissipation coefficients in warm inflation, *JCAP* **10** (2024), 071 doi:10.1088/1475-7516/2024/10/071 [arXiv:2407.18891 [astro-ph.CO]].
- [69] F. B. M. d. Santos, G. Rodrigues, R. de Souza and J. S. Alcaniz, Stage IV CMB forecasts for warm inflation, *JCAP* **03** (2025), 062 doi:10.1088/1475-7516/2025/03/062 [arXiv:2412.02696 [astro-ph.CO]].
- [70] C. V. d. Broeck and M. Esposito, The Three Faces of the Second Law: II. Fokker-Planck Formulation, *Phys. Rev. E* **82** (2010) 011144 doi:10.1103/PhysRevE.82.011144 [arXiv:1005.1686 [cond-mat]].

- [71] J. S. Lee and H. Park, Additivity of multiple heat reservoirs in Langevin equation, Phys. Rev. E **97** (2018) 062135 doi:10.1103/PhysRevE.97.062135 [arXiv:1712.00972 [cond-mat]].