

CAPO: Cost-Aware Prompt Optimization

Tom Zehle^{1,*} Moritz Schlager^{1,*} Timo Heiß^{1,*} Matthias Feurer^{1,2}

¹Department of Statistics, LMU Munich, Munich, Germany

*Equal contribution.

²Munich Center for Machine Learning

Abstract Large language models (LLMs) have revolutionized natural language processing by solving a wide range of tasks simply guided by a prompt. Yet their performance is highly sensitive to prompt formulation. While automated prompt optimization addresses this challenge by finding optimal prompts, current methods require a substantial number of LLM calls and input tokens, making prompt optimization expensive. We introduce CAPO (Cost-Aware Prompt Optimization), an algorithm that enhances prompt optimization efficiency by integrating AutoML techniques. CAPO is an evolutionary approach with LLMs as operators, incorporating racing to save evaluations and multi-objective optimization to balance performance with prompt length. It jointly optimizes instructions and few-shot examples while leveraging task descriptions for improved robustness. Our extensive experiments across diverse datasets and LLMs demonstrate that CAPO outperforms state-of-the-art discrete prompt optimization methods in 11/15 cases with improvements up to 21%p. Our algorithm achieves better performances already with smaller budgets, saves evaluations through racing, and decreases average prompt length via a length penalty, making it both cost-efficient and cost-aware. Even without few-shot examples, CAPO outperforms its competitors and generally remains robust to initial prompts. CAPO represents an important step toward making prompt optimization more powerful and accessible by improving cost-efficiency.

1 Introduction

The increasing capabilities of transformer-based large language models (Vaswani et al., 2017; Brown et al., 2020) have led to a paradigm shift in Natural Language Processing (NLP): instead of pre-training and expensively fine-tuning models for each individual downstream task, a single LLM, pre-trained in an entirely unsupervised manner, can now solve a diverse range of tasks, simply steered by a textual prompt without requiring any additional training (Liu et al., 2023). These models demonstrate strong performance on many NLP tasks, often nearly reaching performances of state-of-the-art fine-tuned models (Brown et al., 2020). In this context, a prompt refers to instructions provided to the LLM as input to guide its output toward solving a specific task (Karmaker Santu and Feng, 2023; White et al., 2025). It may additionally include in-context examples (“shots”) of the task, acting as demonstrations (Schulhoff et al., 2025). However, LLM performance is highly sensitive to prompt quality, format, as well as choice and order of few-shot examples (Zhao et al., 2021; Lu et al., 2022; Zhou et al., 2023). It has been demonstrated that semantically similar prompts can perform quite differently (Yang et al., 2024), which we illustrate in Table 1 with two semantically similar prompts differing by 10%p in accuracy after optimization.

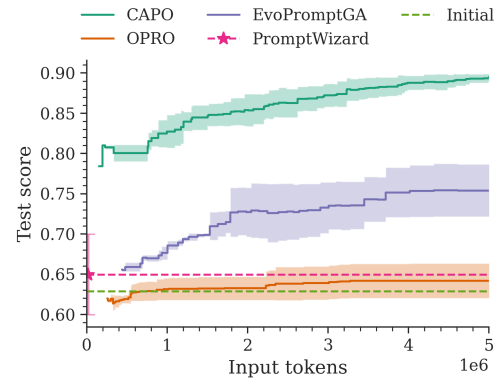


Figure 1: CAPO yields superior mean population test scores on Subj with Qwen2.5-32B.

Table 1: Best performing prompts from our benchmark experiments on GSM8K with Llama-3.3-70B.

Before optimization (43.8%): Please analyze this elementary school math problem that requires multiple logical steps. After explaining your reasoning, provide the ultimate solution between `<final_answer>` `</final_answer>` tags.

After optimization with EvoPromptGA (53.8%): Assist with solving the elementary or grade school level math problem that requires multiple steps and provide the solution within `<final_answer>` `</final_answer>` tags for easy identification.

After optimization with CAPO (ours, 79.2%): To tackle this math word problem, which demands a series of logical steps, dissect it methodically. Outline your thought process and ensure you clearly signify your solution, enclosing it within `<final_answer>` `</final_answer>` markers for easy identification. + 2 few shots

This phenomenon introduces the need for prompt engineering or optimization — designing prompts to enable an LLM to optimally solve a task (Liu et al., 2023; Meskó, 2023). Manual prompt engineering requires time and expertise (Liu et al., 2023). Therefore, automated prompt optimization has gained increasing attention, including both continuous approaches optimizing learnable “soft prompts” (Lester et al., 2021; Li and Liang, 2021; Qin and Eisner, 2021) and discrete methods acting directly on textual prompts (Zhou et al., 2023; Agarwal et al., 2024; Yang et al., 2024). The discrete prompt optimization framework EvoPrompt (Guo et al., 2024), which leverages LLMs as operators in an evolutionary algorithm, achieves strong performance across various tasks. However, EvoPrompt relies on good, task-specific initial prompts. Other approaches incorporate human-designed task descriptions to mitigate this reliance (Yang et al., 2024). Moreover, recent advances in prompt optimization also integrate few-shot example selection (Agarwal et al., 2024; Wu et al., 2024).

Nonetheless, many prompt optimization methods remain relatively expensive in terms of the number of LLM calls (Agarwal et al., 2024). For instance, optimizing with EvoPrompt in its original parametrization requires 4-6 million input tokens per task until convergence (Guo et al., 2024). Given current API costs for commercial LLMs¹, this can quickly become expensive, not even accounting for output tokens or subsequent productive usage of the optimized prompt.

In this paper, we address the cost problem in prompt optimization by introducing CAPO (Cost-Aware Prompt Optimization), a novel discrete prompt optimization algorithm that integrates AutoML techniques for enhanced cost-efficiency. CAPO draws its underlying mechanism on EvoPrompt (Guo et al., 2024) and implements racing (Birattari et al., 2002) to reduce the number of evaluations and improve cost-efficiency. Our algorithm employs multi-objective optimization by incorporating prompt length as additional objective through a penalty, and integrates recent advances in prompt optimization by combining instruction and few-shot example optimization as well as leveraging task descriptions for improved robustness. Our main contributions are²:

1. We introduce CAPO, a cost-efficient prompt optimization algorithm that integrates racing and multi-objective optimization while leveraging few-shot examples and task descriptions.
2. We conduct extensive benchmark experiments comparing CAPO against three state-of-the-art prompt optimization algorithms across diverse datasets and LLMs, demonstrating its superior performance in most scenarios, even with substantially fewer input tokens (e.g., Figure 1).
3. We provide comprehensive ablation studies indicating that few-shot example selection greatly enhances performance, racing improves cost-efficiency, the prompt length objective reduces average prompt length, and task descriptions make the algorithm robust to initial prompt quality.

2 Notation & Problem Statement

Let \mathcal{I} denote the space of all possible instructions i and \mathcal{E} the space of all possible examples e , also referred to as “shots”. A tuple of few-shot examples consisting of k shots is denoted by $\mathbf{e} = (e_1, \dots, e_k)$, the space of all possible k -shot examples is represented by \mathcal{E}^k . We define the space

¹Cf. e.g., <https://openai.com/api/pricing/> or <https://www.anthropic.com/pricing> (accessed: 2025-03-22).

²Our complete implementation is available at <https://github.com/finitearth/capo> under the Apache 2.0 license.

of possible prompts with up to k_{\max} shots as $\mathcal{P} = \mathcal{I} \times \bigcup_{k=0}^{k_{\max}} \mathcal{E}^k$, where each prompt $p = (i, \mathbf{e})$ consists of an instruction and between 0 and k_{\max} shots. Let an LLM be a function Φ that takes a prompt p and some input, and produces an output. In the classical case, the input refers to an instance $x \in \mathcal{X}$ from a dataset $\mathcal{D} = \{(x^{(i)}, y^{(i)})\}_{i=1}^n \sim \mathbb{P}_{xy}$ and the output to a corresponding predicted label $\hat{y} \in \mathcal{Y}$. We also use LLMs for generating variations of instructions, where input and output both refer to instructions i . We refer to this as meta-LLM in contrast to the evaluation-LLM for which we optimize the prompt. LLMs are treated as black boxes without access to gradients or token probabilities, a common scenario for API LLMs from closed-source vendors.

We evaluate a prompt p by comparing the true label y to the predicted label $\hat{y} = \Phi(p, x)$ for a given instance x with a point-wise scoring function $\sigma : \mathcal{Y} \times \mathcal{Y} \rightarrow \mathbb{R}$. While any scoring function is generally possible, we always test for direct match in this paper, i.e.,

$$\sigma(y, \hat{y}) = \begin{cases} 1 & \text{if } y = \hat{y} \\ 0 & \text{otherwise.} \end{cases} \quad (1)$$

Our goal is to find a prompt p that maximizes this score in expectation:

$$\arg \max_{p \in \mathcal{P}} \mathbb{E}_{(x, y) \sim \mathbb{P}_{xy}} [\sigma(y, \Phi(p, x))]. \quad (2)$$

Estimating this quantity based on a finite dataset $\mathcal{D} = \{(x^{(i)}, y^{(i)})\}_{i=1}^n$ yields our objective f : $f(p; \mathcal{D}) = \frac{1}{n} \sum_{i=1}^n \sigma(y_i, \Phi(p, x_i))$. Our goal is to find a prompt p that maximizes f within a limited budget of input tokens to an LLM. Since we want to generalize well to unseen data, we measure f on a separate, finite test dataset $\mathcal{D}_{\text{test}} = \{(x^{(i)}, y^{(i)})\}_{i=n+1}^{n+m}$ drawn from the same distribution.

3 Related Work

Automatic Prompt Optimization. Recently, interest in automating prompt optimization has grown as manual prompt engineering requires time and expertise without guaranteeing optimality (Jiang et al., 2020; Liu et al., 2023). A related area is prompt selection, which aims to find optimal prompts from a pre-defined pool of candidates (Sorensen et al., 2022; Do et al., 2024; Schneider et al., 2024; Shi et al., 2024). Prompt optimization includes both the optimization of instructions and the selection of relevant few-shot examples (“exemplar optimization”) (Wan et al., 2024; Wu et al., 2024).

Continuous prompt optimization improves prompts in continuous space to obtain learnable “soft prompts” (Li and Liang, 2021; Lester et al., 2021; Qin and Eisner, 2021). While this requires access to LLM parameters and makes prompts not interpretable (Lester et al., 2021), recent approaches like InstructZero (Chen et al., 2024) and its extension INSTINCT (Lin et al., 2024) address this by performing Bayesian optimization on soft prompts used to generate human-readable instructions.

Discrete methods directly optimize textual prompts (Agarwal et al., 2024). Unlike earlier approaches that require access to gradients or token probabilities (Shin et al., 2020; Deng et al., 2022; Shi et al., 2023), recent discrete methods also work with black box LLMs. They typically use a “meta-LLM” instructed by a “meta-prompt” to alternate prompt candidates: APE (Zhou et al., 2023) uses a meta-LLM to generate instructions from demonstrations and iteratively proposes semantically similar variants, ProTeGi (Pryzant et al., 2023) leverages misspredicted instances as “pseudo-gradients”, and PromptBreeder (Fernando et al., 2024) uses an evolutionary strategy with a meta-LLM performing mutation guided by self-improving mutation-prompts. EvoPrompt (Guo et al., 2024), which serves as foundation of our work, is also based on evolutionary algorithms and has two instantiations: a genetic algorithm (GA) and differential evolution (DE). Both start from an initial prompt population and implement evolutionary operations by a meta-LLM. Despite outperforming previous discrete methods, EvoPrompt has two major drawbacks: it requires many LLM calls (Agarwal et al., 2024) and its performance depends on good, task-specific initial

prompts (Yang et al., 2024). OPRO (Yang et al., 2024) directly employs LLMs as optimizers by leveraging task descriptions, task examples, and previous candidates with scores in the meta-prompt, maintaining good performance even with task-unspecific initial prompts. These methods focus solely on instruction optimization without incorporating few-shot examples in prompt candidates. However, even simple random example selection can outperform sophisticated instruction optimizers. Combining instruction and example optimization is found to create synergies (Wan et al., 2024). PromptWizard (Agarwal et al., 2024) optimizes instructions and examples simultaneously using a critique-synthesis mechanism, reportedly outperforming previously described methods while greatly reducing LLM calls. However, approaches like PromptWizard, ProTeGi, or OPRO require a notion of what constitutes a “good” prompt, asking a meta-LLM to identify problems or improve prompts. Since prompt performance does not necessarily follow predictable patterns (Yang et al., 2024), this potentially limits these methods’ ability to capture such subtleties.

AutoML for Efficiency. The field of AutoML offers several techniques to enhance optimization efficiency. Racing algorithms are applicable when objectives are decomposable into cheaper sub-objectives that can be evaluated individually. They sequentially evaluate candidates and eliminate poor ones once sufficient statistical evidence accumulates, preserving budget for promising candidates (Birattari et al., 2002, 2010). Important works include Hoeffding Races (Maron and Moore, 1994) using Hoeffding’s bound for elimination, BRACE (Moore and Lee, 1994) employing Bayesian statistics, F-Race (Birattari et al., 2002) using Friedman’s test (Conover, 1999), and I/F-Race (Balaprakash et al., 2007) iteratively applying F-Race while biasing a probabilistic model of the candidates to promising areas. The *irace* package (López-Ibáñez et al., 2016) provides a general iterated racing implementation, i.e. with a paired t-test as alternative. Related methods that save evaluations by adaptively increasing evaluations include FocusedILS (Hutter et al., 2009), as well as ROAR and SMAC (Hutter et al., 2011), employing an “intensification” mechanism without statistical testing.

Multi-objective optimization addresses scenarios with multiple competing objectives such as performance versus efficiency (Karl et al., 2023). A priori methods transform multiple objectives into a single one, e.g., via scalarization, yielding only a single solution candidate (Karl et al., 2023). While greatly simplifying optimization (Miettinen, 1998), choosing scalarization weights a-priori is often non-trivial (Jin and Sendhoff, 2008). A posteriori methods produce a set of Pareto-optimal solutions (Karl et al., 2023). Notable approaches include evolutionary methods like NSGA-II (Deb et al., 2002) and SMS-EMOA (Beume et al., 2007) based on non-dominated sorting rank, and Bayesian optimization approaches such as ParEGO (Knowles, 2006), approximating the Pareto-front using a set of randomly generated scalarization weights. Finally, combinations of multi-objective optimization and racing include *irace* with Hypervolume (López-Ibáñez et al., 2016), S-Race and its extensions (Zhang et al., 2013, 2015a; Miranda et al., 2015), and MO-ParamILS (Blot et al., 2016).

AutoML methods like multi-fidelity optimization (Jamieson and Talwalkar, 2016; Li et al., 2018; Falkner et al., 2018; Awad et al., 2021) have also been successfully adopted outside the field, e.g., for prompt selection, where efficiency is similarly important (Schneider et al., 2024; Shi et al., 2024). We refer to Appendix A for additional background and previous work to the approaches discussed.

4 CAPO: Cost-Aware Prompt Optimization

In this section, we introduce our novel algorithm that addresses the cost problem in automatic prompt optimization and integrates recent advances in prompt optimization, CAPO (Cost-Aware Prompt Optimization). Conceptually, CAPO builds on EvoPromptGA (Guo et al., 2024), following a standard genetic algorithm (Goldberg, 1989) with a meta-LLM for cross-over and mutation operations. As the number of evaluations is a major cost factor in prompt optimization, CAPO employs racing to eliminate underperforming candidates early. In addition, CAPO draws inspiration from multi-objective optimization, incorporating efficiency as secondary objective by penalizing prompt length. Keeping the length of the resulting prompt minimal reduces evaluation cost during

Algorithm 1 CAPO: Cost-Aware Prompt Optimization

Require: datasets \mathcal{D}_{dev} and $\mathcal{D}_{\text{shots}}$, meta-LLM Φ_{meta} , evaluation-LLM Φ_{eval} , initial instructions $\mathcal{I}_0 = \{i_1, \dots, i_\mu\}$, population size μ , block size b , number of iterations T , number of crossovers per iteration c , max. number of few-shot examples k_{max} , max. number of evaluated blocks z_{max} , confidence level α , token length penalty control parameter γ , cross-over-meta-prompt p_C , mutation-meta-prompt p_M

- 1: Divide dataset \mathcal{D}_{dev} into blocks $\mathcal{B} = \{B_1, \dots, B_z\}$ where $|B_i| = b$
- 2: $\mathcal{P}_\mu \leftarrow []$
- 3: **for** $i \in \mathcal{I}_0$ **do** ▷ Initialize prompt population
- 4: $k \sim \text{Unif}(\{0, \dots, k_{\text{max}}\})$ ▷ Sample number of few-shots
- 5: $e \leftarrow \text{CREATE_SHOTS}(\mathcal{D}_{\text{shots}}, k, i, \Phi_{\text{eval}})$ ▷ Create few-shots
- 6: $p \leftarrow (i, e)$
- 7: $\mathcal{P}_\mu \leftarrow \text{APPEND}(p, \mathcal{P}_\mu)$
- 8: **end for**
- 9: **for** $t = 1$ to T **do**
- 10: $\mathcal{P}_{\text{off}} \leftarrow \text{CROSS_OVER}(\mathcal{P}_\mu, \Phi_{\text{meta}}, p_C, c)$ ▷ Perform cross-over operation
- 11: $\mathcal{P}_{\text{off}} \leftarrow \text{MUTATE}(\mathcal{P}_{\text{off}}, \Phi_{\text{meta}}, \Phi_{\text{eval}}, p_M, \mathcal{D}_{\text{shots}}, k_{\text{max}})$ ▷ Mutation operation on offspring
- 12: $\mathcal{P}_\mu \leftarrow \text{DO_RACING}(\mathcal{P}_\mu \cup \mathcal{P}_{\text{off}}, \mathcal{B}, \Phi_{\text{eval}}, \alpha, \gamma, \mu, z_{\text{max}})$ ▷ Survival selection via racing
- 13: **end for**
- 14: **return** \mathcal{P}_μ

optimization and deployment cost of the final prompt. Similar to PromptWizard (Agarwal et al., 2024), CAPO optimizes both instructions and few-shot examples simultaneously. Furthermore, CAPO leverages task descriptions in the meta-prompt to reduce reliance on task-specific initial prompts (Yang et al., 2024). We additionally simplify the meta-prompt templates by substantially shortening them and avoiding formulations like “better prompt” that require a notion of what constitutes a good prompt. We outline CAPO in Algorithm 1.

Population Initialization: A set of initial instructions \mathcal{I}_0 of population size μ is provided as input, either manually engineered or automatically generated with approaches like APE (Zhou et al., 2023). We first augment each instruction with a random number of few-shot examples between 0 and k_{max} . We generate reasoning for each with the evaluation-LLM, prompting it with the initial instruction to solve the example input, typically yielding a response with both reasoning and prediction. If the LLM fails to generate a correct prediction, we use the true label as example output. This resembles PromptWizard (Agarwal et al., 2024), which leverages reasoning chains. Our initialization yields a diverse population with varying number and lengths of shots.

Cross-over & Mutation: For cross-over, CAPO randomly selects parents, unlike EvoPromptGA (Guo et al., 2024) which uses score-based roulette wheel selection. While less exploitative, our choice eliminates expensive evaluations during parent selection. The `CROSS_OVER` operation (cf. Appendix B) leverages a meta-LLM Φ_{meta} to create an offspring instruction i_{off} from the two selected parents’ instructions. The meta-LLM is steered by a meta-cross-over prompt p_C , which is simplified compared to the EvoPromptGA (Guo et al., 2024) meta-prompt and incorporates a task description³. For the offspring’s few-shot examples e_{off} , we sample from the union of the parents’ examples, with the number of examples corresponding to the average of the two parents’. This process is repeated c times per iteration to generate c offspring. To each offspring, we then apply the `MUTATE` operation (cf. Appendix B). Similar to cross-over, a meta-LLM Φ_{meta} is instructed via a simplified meta-mutation-prompt p_M with task description to create a mutated version of the offspring instruction³. To mutate few-shot examples, we apply one of three operations with equal probability: adding a new shot if not exceeding k_{max} , removing a random shot if there are any, or keeping them unchanged. Afterwards, we randomly shuffle the example order.

³Prompt templates are provided in Appendix F. We illustrate instruction variation with examples in Appendix G.

Survival Selection: To select survivors, we eliminate prompts through racing (DO_RACING in Appendix B), discarding underperforming prompts early when statistical evidence indicates they perform significantly worse. Our racing procedure operates on blocks of samples $\mathcal{B} = \{B_1, \dots, B_z\}$ of fixed size b , similar to F-Race (Birattari et al., 2002). We optionally shuffle block order in each iteration to avoid potential elimination biases. We sequentially process blocks, evaluate all prompts on the selected block (caching block scores to save evaluations later), and eliminate inferior prompts when more than μ other prompts are significantly better according to a statistical test. We do not correct for multiple testing as this can negatively affect racing behavior by making the test more conservative not discarding candidates (Birattari, 2009). This corresponds to a population-based racing approach since we compare across the entire population rather than against a single incumbent.⁴ Racing continues with additional blocks until we either reach μ survivors or the maximum block evaluation limit z_{\max} . If more than μ prompts survive after z_{\max} evaluated blocks, we select the μ best-performing prompts based on their average scores.

As statistical test, we employ a paired t-test with $\alpha = 0.2$, which is favorable for our case compared to the commonly used F-test as scores across instances are commensurable (López-Ibáñez et al., 2016) while less conservative than non-parametric bounds like Hoeffding’s (Maron and Moore, 1994). Since the paired t-test requires normality or sufficiently large sample sizes (≥ 30) (Hsu and Lachenbruch, 2014), block size b must be chosen such that assumptions hold even for a single block.

Since we aim to maximize performance while keeping prompt length minimal, i.e., shorter instructions, fewer examples, and reasoning only when necessary, we implement a form of multi-objective optimization. This is particularly important given our inclusion of few-shot examples, which can considerably increase prompt length. To keep the racing procedure simple, we scalarize our objective using a length penalty parameter γ that controls the trade-off between prompt performance and any measure of relative token length. This parameter must be selected a-priori, yielding the objective $f_\gamma(p; B) = f(p; B) - \gamma \cdot \text{REL_TOKEN_LENGTH}(p)$. In our implementation, REL_TOKEN_LENGTH represents token count normalized by the longest initial prompt.

5 Experimental Setup

For our experiments, we use three different LLMs: *Llama-3.3-70B-Instruct-GPTQ* (Meta, 2024), *Qwen2.5-32B-Instruct-GPTQ* (Qwen et al., 2025) and *Mistral-Small-24B-GPTQ* (Mistral AI Team, 2025). These cover different model sizes from different companies and regions. We opt for model sizes that still fit on a single GPU while exhibiting strong performances. To meet hardware constraints, we employ GPTQ-quantized models (Frantar et al., 2023), which show negligible performance loss compared to uncompressed models. For each setup, we use the same model as meta- and evaluation-LLM. For further technical details, we refer to Appendix C.

We employ five datasets spanning a diverse range of typical NLP tasks with different subject areas, targets, and complexity levels: *SST-5* (sentiment classification; Socher et al., 2013), *AG News* (topic classification; Zhang et al., 2015b), *Subj* (subjectivity classification; Pang and Lee, 2004), *GSM8K* (grade school math word problems; Cobbe et al., 2021) and (*Balanced*) *COPA* (commonsense causal reasoning; Kavumba et al., 2019). The first three datasets are used in the EvoPrompt paper (Guo et al., 2024), GSM8K in OPRO (Yang et al., 2024) and PromptWizard (Agarwal et al., 2024), and COPA is added as, to the best of our knowledge, a novel application for discrete prompt optimization. For each dataset, we use 200 samples as few-shot dataset, 300 as development set for optimization (larger than EvoPrompt (Guo et al., 2024), where 200 samples are used for these tasks), and 500 holdout samples as test set (equivalent to the size of the smallest test set from our five datasets; details in Appendix C.2). We automatically create a diverse pool of 15 initial instructions per dataset with Anthropic’s Claude Sonnet 3.7 (cf. Appendix E), and sample the initial instructions

⁴This makes the erroneous elimination of the best candidate very unlikely, as not only one but several type I errors would have to occur.

Table 2: Performance comparison of different prompt optimizers (last step before exceeding 5M input tokens). We report the mean accuracy (in %) on test set with standard deviation across three seeds of the best prompts. The best prompt per seed is selected from the last population based on development set scores. Bold values indicate best, underlined values second to best performance for each LLM and dataset.

Model	Optimizer	SST-5	AG News	Subj	GSM8K	COPA	\emptyset
Llama-3.3-70B	Initial	58.47 \pm 1.53	87.06 \pm 0.65	62.00 \pm 5.22	44.28 \pm 4.91	97.65 \pm 1.31	69.89
	OPRO	<u>60.87</u> \pm 1.09	88.20 \pm 0.49	71.33 \pm 2.80	<u>51.87</u> \pm 2.04	<u>98.07</u> \pm 0.57	74.07
	PromptWizard	32.80 \pm 1.73	23.33 \pm 0.19	51.93 \pm 0.25	39.33 \pm 15.09	50.33 \pm 0.34	39.55
	EvoPromptGA	60.53 \pm 1.73	<u>88.67</u> \pm 0.41	<u>75.53</u> \pm 1.39	50.87 \pm 0.74	97.60 \pm 1.13	<u>74.64</u>
	CAPO (<i>ours</i>)	62.27 \pm 0.34	88.80 \pm 0.75	91.60 \pm 2.16	73.73 \pm 3.73	98.27 \pm 0.52	82.93
Qwen2.5-32B	Initial	56.68 \pm 1.94	79.57 \pm 0.84	62.85 \pm 4.53	33.08 \pm 7.78	98.27 \pm 0.43	66.09
	OPRO	57.00 \pm 0.43	79.87 \pm 0.19	70.67 \pm 2.36	46.33 \pm 3.07	98.67 \pm 0.34	70.51
	PromptWizard	39.73 \pm 12.31	63.47 \pm 28.49	64.93 \pm 5.01	15.27 \pm 20.19	98.13 \pm 0.19	56.31
	EvoPromptGA	<u>58.60</u> \pm 1.73	<u>81.73</u> \pm 1.68	<u>75.87</u> \pm 3.58	61.27 \pm 8.39	97.87 \pm 0.66	<u>75.07</u>
	CAPO (<i>ours</i>)	59.07 \pm 0.50	87.07 \pm 0.81	91.00 \pm 0.65	<u>60.20</u> \pm 4.82	<u>98.47</u> \pm 0.19	79.16
Mistral-Small-24B	Initial	48.69 \pm 2.94	72.21 \pm 7.45	61.65 \pm 6.04	33.71 \pm 5.89	94.56 \pm 0.94	62.17
	OPRO	53.20 \pm 2.83	84.20 \pm 0.16	<u>77.07</u> \pm 0.09	43.53 \pm 0.47	96.33 \pm 0.34	<u>70.87</u>
	PromptWizard	31.07 \pm 3.80	44.40 \pm 25.76	59.00 \pm 5.09	<u>48.67</u> \pm 6.46	57.47 \pm 10.28	48.12
	EvoPromptGA	<u>54.93</u> \pm 0.94	84.40 \pm 0.28	74.93 \pm 2.04	43.93 \pm 3.85	<u>96.13</u> \pm 0.34	<u>70.87</u>
	CAPO (<i>ours</i>)	60.20 \pm 0.33	<u>84.33</u> \pm 2.13	81.67 \pm 1.64	65.07 \pm 1.20	95.13 \pm 1.20	77.28

from this pool for all optimizers and models. CAPO and OPRO (Yang et al., 2024) additionally use task descriptions, which we manually craft (cf. Appendix D).

We benchmark CAPO against three state-of-the-art discrete prompt optimizers: EvoPromptGA (Guo et al., 2024), OPRO (Yang et al., 2024), and PromptWizard (Agarwal et al., 2024). We use the GA instantiation of EvoPrompt as it performs similar to the DE variant while being conceptually simpler and closer to CAPO. For EvoPromptGA and OPRO, we use reimplementations of a public library, while for PromptWizard, we utilize the original implementation with small adaptations. For implementation and parametrization details of these optimizers, we refer to Appendix C.4.

For all experiments with CAPO, EvoPromptGA, and OPRO, we do not restrict maximum iterations, but instead use a budget of 5M input tokens after which the run terminates⁵. We choose this budget such that EvoPromptGA, which is most expensive in terms of LLM calls, has likely converged (cf. Guo et al., 2024). We evaluate each optimizer with each LLM and dataset, performing three repetitions with different random seeds per setup to quantify variance.

6 Results & Analysis

6.1 Benchmark Results

We report the test scores of our benchmark experiments in Table 2. The results demonstrate that CAPO outperforms the other prompt optimization methods on most datasets and models (11/15). Notably, for Llama-3.3-70B, CAPO leads to the best results on every single dataset. For scenarios in which another optimizer is better, CAPO is still competitive and within one standard deviation. While performance gains of CAPO compared to the rest are small on SST-5 or AG News, we observe substantial performance improvements on Subj and GSM8K, with up to 21%p improvement over the rest (Llama-3.3-70B on GSM8K). Initial instructions are consistently improved by CAPO.

To assess the performance at intermediate token budgets, we depict the mean population performance over input tokens for two representative examples of optimizer-dataset pairs in Figure 1 & 2 and provide the remaining optimization curves in Appendix J.2. For both examples, as

⁵PromptWizard has no clear way to increase compute time, we report its performance on reduced budget.

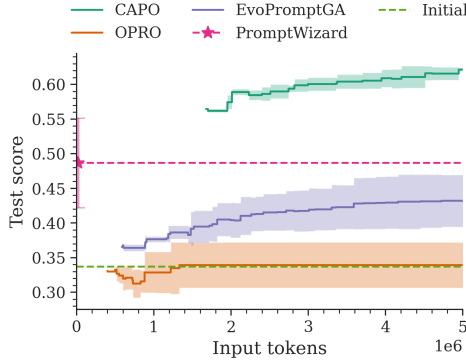


Figure 2: Population mean test scores over input tokens on GSM8K with Mistral-Small-24B with mean \pm std across seeds. PromptWizard yields only a single prompt early, marked with a star and error bars.

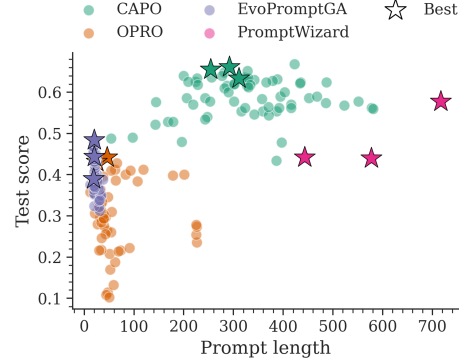


Figure 3: Tests score vs. prompt length (system + user prompt) for every prompt on GSM8K with Mistral-Small-24B. Stars mark the best performing on dev-set from the last population.

soon as CAPO yields the first prompt, it consistently dominates the other optimizers over the entire token range. Early performances of CAPO already exceed the other optimizers’ final performances after the full budget, underscoring its cost-efficiency. However, we observe that CAPO often yields its first prompt later in terms of used input tokens than its competitors. This is due to the fact that CAPO includes few-shot examples, making evaluations more costly. It follows that CAPO requires many tokens in the first step while being very cost-efficient later (for details, see Appendix K.2).

We also find that CAPO yields longer prompts than EvoPromptGA and OPRO due to few-shot examples but still shorter than PromptWizard (cf. Figure 3). Thus, though PromptWizard requires fewer tokens during optimization, CAPO reduces costs when the prompt is deployed.

6.2 Ablation Studies

To better understand design choices in CAPO, we ablate several components on AG News and GSM8K with Llama-3.3-70B, a budget of 5M input tokens, three seeds, and optimizer parameters as before. We provide results in Table 3 and give further insights in Appendix K with the key findings described here.

I. Zero-shot performance: Without few-shot examples, the performances of the best prompts remain unchanged for AG News while being substantially worse for the more complex GSM8K task (cf. Table 3). This highlights the importance of few-shot examples for complex tasks. Notably, zero-shot CAPO still considerably outperforms EvoPromptGA on GSM8K. Due to the lack of few-shot examples, the resulting prompts are much shorter than default CAPO prompts but interestingly longer than for EvoPromptGA.

II. No length penalty: Removing the length penalty ($\gamma = 0$) improves performance of the final prompts compared to default CAPO while the prompt length stays in a similar range (cf. Table 3). Nonetheless, we find that with length penalty, average prompt length decreases as optimization progresses, enabling more steps. We discuss this effect of different length penalties in Appendix I.

III. No racing: After 5M input tokens, CAPO without racing performs slightly better while differences lie within one standard deviation (cf. Table 3). Still, comparing performance over input

Table 3: Ablation study results using Llama-3.3-70B. Mean accuracy (in %) on test set of best prompt per seed selected on the development set scores (Format as in Table 2)

Ablation	Accuracy		Prompt length	
	AG News	GSM8K	AG News	GSM8K
CAPO	88.80 \pm 0.75	73.73 \pm 3.73	481 \pm 113	110 \pm 46
\hookrightarrow zero shot	89.00 \pm 0.16	62.40 \pm 6.15	94 \pm 17	48 \pm 4
$\hookrightarrow \gamma = 0$	89.27 \pm 0.41	74.93 \pm 1.04	297 \pm 27	128 \pm 27
\hookrightarrow w/o racing	89.20 \pm 0.43	75.00 \pm 3.12	469 \pm 130	146 \pm 52
\hookrightarrow generic init	89.33 \pm 0.19	82.93 \pm 2.36	206 \pm 113	182 \pm 22
EvoPromptGA	88.67 \pm 0.41	50.87 \pm 0.74	28 \pm 2	30 \pm 1
\hookrightarrow generic init	23.20 \pm 0.00	53.47 \pm 0.38	17 \pm 8	20 \pm 2

tokens reveals that with racing, substantially fewer input tokens are needed to yield first prompts with relatively good performance (cf. Figure 14). We further find that racing, on average, saves 44% of evaluations, enabling considerably more steps with the same budget (cf. Appendix K.2).

IV. Generic initial instructions: We use automatically generated task-unspecific initial instructions (cf. Appendix E) and analyze if task descriptions in CAPO counteract degrading performances observed by Yang et al. (2024). Our results confirm the degrading performance of EvoPromptGA, especially for AG News. Optimization curves reveal that EvoPromptGA’s performance stays constant as no valid labels are predicted while CAPO starts lower than with task-specific instructions but quickly improves as task descriptions introduce task-specific information, eventually reaching similar performances (cf. Figure 15). Surprisingly, for GSM8K, generic initial instructions even lead to improved CAPO performance (cf. Table 3), likely because (1) the GSM8K task is self-explanatory and (2) CAPO can explore more freely. This demonstrates CAPO’s robustness and suggests even generic instruction repositories could serve as initial populations.

7 Conclusion & Future Work

In this paper, we propose the discrete prompt optimization method CAPO. Our experiments demonstrate that CAPO outperforms other discrete prompt optimizers in 11 out of 15 cases, with differences up to 21%p on GSM8K with Llama-3.3-70B, while being competitive in the remaining 4 cases. CAPO yields better performance already at earlier stages than other algorithms after the full budget, showing its cost-efficiency, and remains dominant over the entire budget. Nonetheless, it yields longer prompts due to few-shot examples. Our ablation studies reveal several important insights: (I.) few-shot examples substantially contribute to the performance, especially for complex tasks, while CAPO maintains strong performance even without examples; (II.) the length-penalty effectively reduces average prompt length throughout optimization; (III.) racing leads to considerable savings in terms of evaluations, enabling more iterations; and (IV.) task descriptions make CAPO robust, yielding strong performance with generic initial instructions.

Despite the great advances, our work also has limitations. First, racing does not necessarily contribute to better performance. We hypothesize that the significance level of $\alpha = 0.2$ could be too large, prematurely discarding promising prompts. Moreover, our study focuses on smaller models, which could be extended to larger LLMs, and is limited to classification and math tasks, while the main usage of LLMs is text generation. Additionally, all datasets are older than the LLMs, leading to potential test set contamination. Nonetheless, this limitation holds for all optimizers equally, not affecting our conclusions. Finally, output token length is another major cost factor influenced by the prompt, which is not considered in our work and should be addressed by future work.

In the future, we plan to make CAPO an a posteriori multi-objective method, allowing the user to choose from a final population that differently balances prompt performance and length. In addition, we plan to study the use of other strategies for budget allocation, such as successive halving (Karnin et al., 2013; Parmentier et al., 2019) or hyperband (Li et al., 2018; Awad et al., 2021).

8 Broader Impact Statement

Making CAPO openly available enables positive impacts across industrial and research applications, though also creating potential for misuse by malicious actors. As our work builds upon LLMs, it inherits their associated impacts, including potential biases, hallucination, and energy consumption. Prompt optimization specifically requires numerous LLM calls, resulting in significant energy expenditure and negative environmental impact. Nonetheless, CAPO aims to reduce these costs. Through racing, CAPO saves evaluations while producing effective prompts earlier, a length penalty encourages shorter prompts for reduced production costs. Our algorithm often achieves better performance at a substantially smaller input token budget than other optimizers on the full budget, greatly improving cost-efficiency. These efficiency improvements directly translate to reduced energy requirements for more environmentally sustainable prompt optimization.

References

- Agarwal, E., Singh, J., Dani, V., Magazine, R., Ganu, T., and Nambi, A. (2024). PromptWizard: Task-aware prompt optimization framework. *arXiv:2405.18369 [cs.CL]*.
- Awad, N., Mallik, N., and Hutter, F. (2021). DEHB: Evolutionary hyperband for scalable, robust and efficient Hyperparameter Optimization. In Zhou, Z., editor, *Proceedings of the 30th International Joint Conference on Artificial Intelligence (IJCAI’21)*, pages 2147–2153.
- Balaprakash, P., Birattari, M., and Stützle, T. (2007). Improvement strategies for the f-race algorithm: Sampling design and iterative refinement. In Bartz-Beielstein, T., Aguilera, M. B., Blum, C., Naujoks, B., Roli, A., Rudolph, G., and Sampels, M., editors, *Proceedings of the International Workshop on Hybrid Metaheuristics (HM’07)*, volume 4771 of *Lecture Notes in Computer Science*, pages 108–122. Springer.
- Beume, N., Naujoks, B., and Emmerich, M. (2007). SMS-EMOA: Multiobjective selection based on dominated hypervolume. *European Journal of Operational Research*, 181(3):1653–1669.
- Birattari, M. (2009). *Tuning Metaheuristics*, volume 197 of *Studies in Computational Intelligence*. Springer, Berlin, Heidelberg.
- Birattari, M., Stützle, T., Paquete, L., and Varrentrapp, K. (2002). A racing algorithm for configuring metaheuristics. In Langdon, W., Cantu-Paz, E., Mathias, K., Roy, R., Davis, D., Poli, R., Balakrishnan, K., Honavar, V., Rudolph, G., Wegener, J., Bull, L., Potter, M., Schultz, A., Miller, J., Burke, E., and Jonoska, N., editors, *Proceedings of the Genetic and Evolutionary Computation Conference (GECCO’02)*, pages 11–18. Morgan Kaufmann Publishers.
- Birattari, M., Yuan, Z., Balaprakash, P., and Stützle, T. (2010). F-Race and Iterated F-Race: An overview. In Bartz-Beielstein, T., Chiarandini, M., Paquete, L., and Preuss, M., editors, *Experimental Methods for the Analysis of Optimization Algorithms*, pages 311–336. Springer, Berlin, Heidelberg.
- Blot, A., Hoos, H. H., Jourdan, L., Kessaci-Marmion, M.-É., and Trautmann, H. (2016). MO-ParamILS: A multi-objective automatic algorithm configuration framework. In Festa, P., Sellmann, M., and Vanschoren, J., editors, *Proceedings of the Tenth International Conference on Learning and Intelligent Optimization (LION’16)*, Lecture Notes in Computer Science, pages 32–47. Springer.
- Brown, T., Mann, B., Ryder, N., Subbiah, M., Kaplan, J., Dhariwal, P., Neelakantan, A., Shyam, P., Sastry, G., Askell, A., Agarwal, S., Herbert-Voss, A., Krueger, G., Henighan, T., Child, R., Ramesh, A., Ziegler, D., Wu, J., Winter, C., Hesse, C., Chen, M., Sigler, E., Litwin, M., Gray, S., Chess, B., Clark, J., Berner, C., McCandlish, S., Radford, A., Sutskever, I., and Amodei, D. (2020). Language models are few-shot learners. In Larochelle, H., Ranzato, M., Hadsell, R., Balcan, M.-F., and Lin, H., editors, *Proceedings of the 33rd International Conference on Advances in Neural Information Processing Systems (NeurIPS’20)*, pages 1877–1901. Curran Associates.
- Chen, L., Chen, J., Goldstein, T., Huang, H., and Zhou, T. (2024). InstructZero: Efficient instruction optimization for black-box large language models. In Salakhutdinov, R., Kolter, Z., Heller, K., Weller, A., Oliver, N., Scarlett, J., and Berkenkamp, F., editors, *Proceedings of the 41st International Conference on Machine Learning (ICML’24)*, volume 235 of *Proceedings of Machine Learning Research*, pages 6503–6518. PMLR.
- Cobbe, K., Kosaraju, V., Bavarian, M., Chen, M., Jun, H., Kaiser, L., Plappert, M., Tworek, J., Hilton, J., Nakano, R., Hesse, C., and Schulman, J. (2021). Training verifiers to solve math word problems. *arXiv:2110.14168 [cs.LG]*.

- Conover, W. J. (1999). *Practical Nonparametric Statistics*. John Wiley & Sons.
- Deb, K., Pratap, A., Agarwal, S., and Meyarivan, T. (2002). A fast and elitist multiobjective genetic algorithm: NSGA-II. *IEEE Transactions on Evolutionary Computation*, 6(2):182–197.
- Deng, M., Wang, J., Hsieh, C.-P., Wang, Y., Guo, H., Shu, T., Song, M., Xing, E., and Hu, Z. (2022). RLPrompt: Optimizing discrete text prompts with reinforcement learning. In Goldberg, Y., Kozareva, Z., and Zhang, Y., editors, *Proceedings of the 2022 Conference on Empirical Methods in Natural Language Processing (EMNLP)*, pages 3369–3391. Association for Computational Linguistics.
- Do, V.-T., Hoang, V.-K., Nguyen, D.-H., Sabahi, S., Yang, J., Hotta, H., Nguyen, M.-T., and Le, H. (2024). Automatic prompt selection for large language models.
- Dolan, E. D. and Moré, J. J. (2002). Benchmarking optimization software with performance profiles. *Mathematical Programming*, 91(2):201–213.
- Falkner, S., Klein, A., and Hutter, F. (2018). BOHB: Robust and efficient Hyperparameter Optimization at scale. In Dy, J. and Krause, A., editors, *Proceedings of the 35th International Conference on Machine Learning (ICML’18)*, volume 80, pages 1437–1446. Proceedings of Machine Learning Research.
- Fernando, C., Banarse, D., Michalewski, H., Osindero, S., and Rocktäschel, T. (2024). Promptbreeder: self-referential self-improvement via prompt evolution. In Salakhutdinov, R., Kolter, Z., Heller, K., Weller, A., Oliver, N., Scarlett, J., and Berkenkamp, F., editors, *Proceedings of the 41st International Conference on Machine Learning (ICML’24)*, volume 235 of *Proceedings of Machine Learning Research*, pages 13481–13544. PMLR.
- Frantar, E., Ashkboos, S., Hoefler, T., and Alistarh, D. (2023). GPTQ: Accurate post-training quantization for generative pre-trained transformers. *arXiv:2210.17323 [cs.LG]*.
- Goldberg, D. E. (1989). *Genetic Algorithms in Search, Optimization and Machine Learning*. Addison-Wesley Longman Publishing Co., Inc., USA, 1st edition.
- Guo, Q., Wang, R., Guo, J., Li, B., Song, K., Tan, X., Liu, G., Bian, J., and Yang, Y. (2024). Connecting large language models with evolutionary algorithms yields powerful prompt optimizers. In *The Twelfth International Conference on Learning Representations*.
- Hsu, H. and Lachenbruch, P. A. (2014). Paired Test. In *Wiley StatsRef: Statistics Reference Online*. John Wiley & Sons, Ltd.
- Hutter, F., Hoos, H., and Leyton-Brown, K. (2011). Sequential model-based optimization for general algorithm configuration. In Coello, C., editor, *Proceedings of the Fifth International Conference on Learning and Intelligent Optimization (LION’11)*, volume 6683 of *Lecture Notes in Computer Science*, pages 507–523. Springer.
- Hutter, F., Hoos, H., Leyton-Brown, K., and Stützle, T. (2009). ParamILS: An automatic algorithm configuration framework. *Journal of Artificial Intelligence Research*, 36:267–306.
- Hutter, F., Kotthoff, L., and Vanschoren, J., editors (2019). *Automated Machine Learning: Methods, Systems, Challenges*. Springer. Available for free at <http://automl.org/book>.
- Jamieson, K. and Talwalkar, A. (2016). Non-stochastic best arm identification and Hyperparameter Optimization. In Gretton, A. and Robert, C., editors, *Proceedings of the Seventeenth International Conference on Artificial Intelligence and Statistics (AISTATS’16)*, volume 51. Proceedings of Machine Learning Research.

- Jiang, Z., Xu, F. F., Araki, J., and Neubig, G. (2020). How can we know what language models know? *Transactions of the Association for Computational Linguistics*, 8:423–438.
- Jin, Y. and Sendhoff, B. (2008). Pareto-based multiobjective machine learning: an overview and case studies. *IEEE Transactions on Systems, Man, and Cybernetics, Part C (Applications and Reviews)*, 38(3):397–415.
- Karl, F., Pielok, T., Moosbauer, J., Pfisterer, F., Coors, S., Binder, M., Schneider, L., Thomas, J., Richter, J., Lang, M., Garrido-Merchán, E., Branke, J., and Bischl, B. (2023). Multi-objective hyperparameter optimization – an overview. *Transactions of Evolutionary Learning and Optimization*, 3(4):1–50.
- Karmaker Santu, S. K. and Feng, D. (2023). TELeR: A general taxonomy of LLM prompts for benchmarking complex tasks. In Bouamor, H., Pino, J., and Bali, K., editors, *Findings of the Association for Computational Linguistics: EMNLP 2023*, pages 14197–14203. Association for Computational Linguistics.
- Karnin, Z., Koren, T., and Somekh, O. (2013). Almost optimal exploration in multi-armed bandits. In Dasgupta, S. and McAllester, D., editors, *Proceedings of the 30th International Conference on Machine Learning (ICML ’13)*, pages 1238–1246. Omnipress.
- Kavumba, P., Inoue, N., Heinzerling, B., Singh, K., Reisert, P., and Inui, K. (2019). When choosing plausible alternatives, clever hans can be clever. In Ostermann, S., Zhang, S., Roth, M., and Clark, P., editors, *Proceedings of the First Workshop on Commonsense Inference in Natural Language Processing*, pages 33–42. Association for Computational Linguistics.
- Knowles, J. D. (2006). ParEGO: a hybrid algorithm with on-line landscape approximation for expensive multiobjective optimization problems. *IEEE Transactions on Evolutionary Computation*, 10(1):50–66.
- Kwon, W., Li, Z., Zhuang, S., Sheng, Y., Zheng, L., Yu, C. H., Gonzalez, J., Zhang, H., and Stoica, I. (2023). Efficient memory management for large language model serving with pagedattention. In *Proceedings of the 29th Symposium on Operating Systems Principles (SOSP ’23)*, pages 611–626. Association for Computing Machinery.
- Lester, B., Al-Rfou, R., and Constant, N. (2021). The power of scale for parameter-efficient prompt tuning. In Moens, M.-F., Huang, X., Specia, L., and Yih, S. W.-t., editors, *Proceedings of the 2021 Conference on Empirical Methods in Natural Language Processing (EMNLP)*, pages 3045–3059. Association for Computational Linguistics.
- Li, L., Jamieson, K., DeSalvo, G., Rostamizadeh, A., and Talwalkar, A. (2018). Hyperband: A novel bandit-based approach to Hyperparameter Optimization. *Journal of Machine Learning Research*, 18(185):1–52.
- Li, X. L. and Liang, P. (2021). Prefix-tuning: Optimizing continuous prompts for generation. In Zong, C., Xia, F., Li, W., and Navigli, R., editors, *Proceedings of the 59th Annual Meeting of the Association for Computational Linguistics and the 11th International Joint Conference on Natural Language Processing (Volume 1: Long Papers)*, pages 4582–4597. Association for Computational Linguistics.
- Lin, X., Wu, Z., Dai, Z., Hu, W., Shu, Y., Ng, S.-K., Jaillet, P., and Low, B. K. H. (2024). Use your INSTINCT: INSTRUCTION optimization for LLMs using neural bandits coupled with transformers. In Salakhutdinov, R., Kolter, Z., Heller, K., Weller, A., Oliver, N., Scarlett, J., and Berkenkamp, F., editors, *Proceedings of the 41st International Conference on Machine Learning (ICML ’24)*, volume 235 of *Proceedings of Machine Learning Research*, pages 30317–30345. PMLR.

- Liu, P., Yuan, W., Fu, J., Jiang, Z., Hayashi, H., and Neubig, G. (2023). Pre-train, prompt, and predict: A systematic survey of prompting methods in natural language processing. *ACM Computing Surveys*, 55(9):195:1–195:35.
- López-Ibáñez, M., Dubois-Lacoste, J., Caceres, L. P., Birattari, M., and Stützle, T. (2016). The irace package: Iterated racing for automatic algorithm configuration. *Operations Research Perspectives*, 3:43–58.
- Lu, Y., Bartolo, M., Moore, A., Riedel, S., and Stenetorp, P. (2022). Fantastically ordered prompts and where to find them: Overcoming few-shot prompt order sensitivity. In Muresan, S., Nakov, P., and Villavicencio, A., editors, *Proceedings of the 60th Annual Meeting of the Association for Computational Linguistics (Volume 1: Long Papers)*, pages 8086–8098. Association for Computational Linguistics.
- Maron, O. and Moore, A. (1994). Hoeffding races: accelerating model selection search for classification and function approximation. In Cowan, J. D., Tesauro, G., and Alspector, J., editors, *Proceedings of the 8th International Conference on Advances in Neural Information Processing Systems (NeurIPS’94)*, pages 59–66. Morgan Kaufmann Publishers.
- Meskó, B. (2023). Prompt engineering as an important emerging skill for medical professionals: Tutorial. *Journal of Medical Internet Research*, 25(1):e50638.
- Meta (2024). Llama 3.3: Model cards and prompt formats. https://www.llama.com/docs/model-cards-and-prompt-formats/llama3_3/. Accessed: 2025-03-31.
- Miettinen, K. (1998). *Nonlinear Multiobjective Optimization*, volume 12 of *International Series in Operations Research & Management Science*. Springer US, Boston, MA.
- Miranda, P., Silva, R. M., and Prudêncio, R. (2015). I/S-Race: An iterative multi-objective racing algorithm for the SVM parameter selection problem. In *22st European Symposium on Artificial Neural Networks, Computational Intelligence And Machine Learning, Bruges, April*, pages 23–24.
- Mistral AI Team (2025). Mistral Small 3: Mistral AI. <https://mistral.ai/news/mistral-small-3>. Accessed: 2025-03-31.
- Moore, A. W. and Lee, M. S. (1994). Efficient Algorithms for Minimizing Cross Validation Error. In Cohen, W. W. and Hirsh, H., editors, *Machine Learning Proceedings 1994*, pages 190–198. Morgan Kaufmann.
- Pang, B. and Lee, L. (2004). A sentimental education: Sentiment analysis using subjectivity summarization based on minimum cuts. In *Proceedings of the 42nd Annual Meeting of the Association for Computational Linguistics (ACL-04)*, pages 271–278.
- Parmentier, L., Nicol, O., Jourdan, L., and Kessaci, M. (2019). TPOT-SH: A faster optimization algorithm to solve the automl problem on large datasets. In *Proceedings of the 31st IEEE International Conference on Tools with Artificial Intelligence (ICTAI’19)*, pages 471–478. IEEE Computer Society, IEEE.
- Pryzant, R., Iter, D., Li, J., Lee, Y., Zhu, C., and Zeng, M. (2023). Automatic prompt optimization with “gradient descent” and beam search. In Bouamor, H., Pino, J., and Bali, K., editors, *Proceedings of the 2023 Conference on Empirical Methods in Natural Language Processing (EMNLP)*, pages 7957–7968. Association for Computational Linguistics.

- Qin, G. and Eisner, J. (2021). Learning how to ask: Querying lms with mixtures of soft prompts. In Toutanova, K., Rumshisky, A., Zettlemoyer, L., Hakkani-Tur, D., Beltagy, I., Bethard, S., Cotterell, R., Chakraborty, T., and Zhou, Y., editors, *Proceedings of the 2021 Conference of the North American Chapter of the Association for Computational Linguistics: Human Language Technologies*, pages 5203–5212. Association for Computational Linguistics.
- Qwen, Yang, A., Yang, B., Zhang, B., Hui, B., Zheng, B., Yu, B., Li, C., Liu, D., Huang, F., Wei, H., Lin, H., Yang, J., Tu, J., Zhang, J., Yang, J., Yang, J., Zhou, J., Lin, J., Dang, K., Lu, K., Bao, K., Yang, K., Yu, L., Li, M., Xue, M., Zhang, P., Zhu, Q., Men, R., Lin, R., Li, T., Tang, T., Xia, T., Ren, X., Ren, X., Fan, Y., Su, Y., Zhang, Y., Wan, Y., Liu, Y., Cui, Z., Zhang, Z., and Qiu, Z. (2025). Qwen2.5 technical report. *arXiv:2412.15115 [cs.CL]*.
- Schneider, L., Wistuba, M., Klein, A., Golebiowski, J., Zappella, G., and Merra, F. A. (2024). Hyperband-based Bayesian Optimization for black-box prompt selection. *arXiv:2412.07820 [cs.LG]*.
- Schulhoff, S., Ilie, M., Balepur, N., Kahadze, K., Liu, A., Si, C., Li, Y., Gupta, A., Han, H., Schulhoff, S., Dulepet, P. S., Vidyadhara, S., Ki, D., Agrawal, S., Pham, C., Kroiz, G., Li, F., Tao, H., Srivastava, A., Costa, H. D., Gupta, S., Rogers, M. L., Goncearenco, I., Sarli, G., Galynker, I., Peskoff, D., Carpuat, M., White, J., Anadkat, S., Hoyle, A., and Resnik, P. (2025). The prompt report: A systematic survey of prompt engineering techniques. *arXiv:2406.06608 [cs.CL]*.
- Shi, C., Yang, K., Yang, J., and Shen, C. (2024). Best arm identification for prompt learning under a limited budget. In *ICLR 2024 Workshop on Mathematical and Empirical Understanding of Foundation Models*.
- Shi, W., Han, X., Gonen, H., Holtzman, A., Tsvetkov, Y., and Zettlemoyer, L. (2023). Toward human readable prompt tuning: Kubrick’s the shining is a good movie, and a good prompt too? In Bouamor, H., Pino, J., and Bali, K., editors, *Findings of the Association for Computational Linguistics: EMNLP 2023*, pages 10994–11005. Association for Computational Linguistics.
- Shin, T., Razeghi, Y., IV, R. L., Wallace, E., and Singh, S. (2020). Autoprompt: Eliciting knowledge from language models with automatically generated prompts. In Webber, B., Cohn, T., He, Y., and Liu, Y., editors, *Proceedings of the 2020 Conference on Empirical Methods in Natural Language Processing (EMNLP)*, pages 4222–4235. Association for Computational Linguistics.
- Socher, R., Perelygin, A., Wu, J., Chuang, J., Manning, C. D., Ng, A., and Potts, C. (2013). Recursive deep models for semantic compositionality over a sentiment treebank. In Yarowsky, D., Baldwin, T., Korhonen, A., Livescu, K., and Bethard, S., editors, *Proceedings of the 2013 Conference on Empirical Methods in Natural Language Processing*, pages 1631–1642. Association for Computational Linguistics.
- Sorensen, T., Robinson, J., Rytting, C., Shaw, A., Rogers, K., Delorey, A., Khalil, M., Fulda, N., and Wingate, D. (2022). An information-theoretic approach to prompt engineering without ground truth labels. In Muresan, S., Nakov, P., and Villavicencio, A., editors, *Proceedings of the 60th Annual Meeting of the Association for Computational Linguistics (Volume 1: Long Papers)*, pages 819–862. Association for Computational Linguistics.
- Vaswani, A., Shazeer, N., Parmar, N., Uszkoreit, J., Jones, L., Gomez, A., Kaiser, L., and Polosukhin, I. (2017). Attention is all you need. In Guyon, I., von Luxburg, U., Bengio, S., Wallach, H., Fergus, R., Vishwanathan, S., and Garnett, R., editors, *Proceedings of the 31st International Conference on Advances in Neural Information Processing Systems (NeurIPS’17)*. Curran Associates, Inc.

- Wan, X., Sun, R., Nakhost, H., and Ari k, S. O. (2024). Teach better or show smarter? on instructions and exemplars in automatic prompt optimization. In Globerson, A., Mackey, L., Belgrave, D., Fan, A., Paquet, U., Tomczak, J., and Zhang, C., editors, *Proceedings of the 37th International Conference on Advances in Neural Information Processing Systems (NeurIPS’24)*, pages 58174–58244. Curran Associates.
- White, J., Fu, Q., Hays, S., Sandborn, M., Olea, C., Gilbert, H., Elnashar, A., Spencer-Smith, J., and Schmidt, D. C. (2025). A prompt pattern catalog to enhance prompt engineering with chatgpt. In *Proceedings of the 30th Conference on Pattern Languages of Programs, PLoP ’23*, pages 1–31, USA. The Hillside Group.
- Wu, Z., Lin, X., Dai, Z., Hu, W., Shu, Y., Ng, S.-K., Jaillet, P., and Low, B. K. H. (2024). Prompt optimization with EASE? efficient ordering-aware automated selection of exemplars. In Globerson, A., Mackey, L., Belgrave, D., Fan, A., Paquet, U., Tomczak, J., and Zhang, C., editors, *Proceedings of the 37th International Conference on Advances in Neural Information Processing Systems (NeurIPS’24)*, pages 122706–122740. Curran Associates.
- Yang, C., Wang, X., Lu, Y., Liu, H., Le, Q. V., Zhou, D., and Chen, X. (2024). Large language models as optimizers. In *The Twelfth International Conference on Learning Representations*.
- Zhang, T., Georgiopoulos, M., and Anagnostopoulos, G. C. (2013). S-Race: a multi-objective racing algorithm. In Blum, C. and Alba, E., editors, *Proceedings of the Genetic and Evolutionary Computation Conference (GECCO’13)*, pages 1565–1572. ACM Press.
- Zhang, T., Georgiopoulos, M., and Anagnostopoulos, G. C. (2015a). SPRINT multi-objective model racing. In *Proceedings of the 2015 Annual Conference on Genetic and Evolutionary Computation*, pages 1383–1390. Association for Computing Machinery.
- Zhang, X., Zhao, J., and LeCun, Y. (2015b). Character-level convolutional networks for text classification. In Cortes, C., Lawrence, N., Lee, D., Sugiyama, M., and Garnett, R., editors, *Proceedings of the 28th International Conference on Advances in Neural Information Processing Systems (NeurIPS’15)*. Curran Associates.
- Zhao, Z., Wallace, E., Feng, S., Klein, D., and Singh, S. (2021). Calibrate before use: Improving few-shot performance of language models. In Meila, M. and Zhang, T., editors, *Proceedings of the 38th International Conference on Machine Learning (ICML’21)*, volume 139 of *Proceedings of Machine Learning Research*, pages 12697–12706. PMLR.
- Zhou, Y., Muresanu, A. I., Han, Z., Paster, K., Pitis, S., Chan, H., and Ba, J. (2023). Large language models are human-level prompt engineers. In *The Eleventh International Conference on Learning Representations (ICLR’23)*. ICLR. Published online: iclr.cc.

A Background & Previous Works

A.1 Automatic Prompt Optimization

In this section, we synthesize work on automatic prompt optimization. Related fields include manual prompt engineering, which, however, can be time-consuming, requires experience (Liu et al., 2023), and has no guarantee of producing an optimal solution (Jiang et al., 2020). In contrast, the related area of prompt selection addresses the efficient selection of prompts from a pre-defined pool of candidates instead of producing new prompts (Sorensen et al., 2022; Do et al., 2024; Schneider et al., 2024; Shi et al., 2024). We focus on automatic prompt optimization methods, which are often categorized into continuous or soft prompt optimization and discrete prompt optimization (Agarwal et al., 2024; Guo et al., 2024; Yang et al., 2024)

Continuous Prompt Optimization. These methods optimize prompts in continuous space to obtain “soft prompts”, learnable continuous vectors (Li and Liang, 2021; Lester et al., 2021; Qin and Eisner, 2021). However, they require access to LLM parameters, which is infeasible for API LLMs, and are not inherently interpretable for humans (Lester et al., 2021; Guo et al., 2024). Recent approaches alleviate address these limitations: InstructZero (Chen et al., 2024) does not directly optimize the instruction itself but a soft prompt using Bayesian Optimization (BO). The soft prompt steers an open-source LLM to produce a task-specific, human-readable instruction, which is then submitted to the black-box (API) LLM that is to be optimized, effectively creating a “hybrid” approach. INSTINCT (Lin et al., 2024) builds on InstructZero using neural networks as surrogate models in BO.

Discrete Prompt Optimization. Discrete methods optimize textual prompts directly by generating multiple prompt variations and selecting the best candidates (Agarwal et al., 2024). While earlier methods still require access to gradients or token probabilities (Shin et al., 2020; Deng et al., 2022; Shi et al., 2023), many recent discrete methods are also applicable to black box LLMs.

These methods typically employ LLMs in the optimization process to perform alternations of the prompt. We refer to this LLM and the prompt instructing it as meta-LLM and meta-prompt. Automatic Prompt Engineer (APE) (Zhou et al., 2023) uses a meta-LLM to generate instruction candidates from a small set of demonstrations, evaluates them using the LLM we seek to optimize, then applies iterative Monte Carlo search a meta-LLM improves top candidates by proposing semantically similar variants. Prompt Optimization with Textual Gradients (ProTeGi; also referred to as APO (Automatic Prompt Optimization)) (Pryzant et al., 2023) leverages mispredicted instances as “pseudo-gradients”, iteratively refining prompts by modifying them in the opposite semantic direction of the gradient using a meta-LLM. PromptBreeder (Fernando et al., 2024) implements an evolutionary strategy, that iteratively mutates a prompt population across multiple generations using a meta-LLM and evaluates results on a training set. The mutation operation is steered by mutation-prompts that are also LLM-generated and improved throughout the process in a self-referential manner.

EvoPrompt (Guo et al., 2024) is a discrete prompt optimization framework also based on evolutionary algorithms. This conceptually simpler approach outperforms PromptBreeder while requiring fewer LLM calls (Agarwal et al., 2024). It also leverages a meta-LLM to perform cross-over and mutation, enabling direct optimization of discrete prompts while maintaining coherence and human readability. EvoPrompt starts from an initial prompt population, iteratively generates new prompts using a meta-LLM for evolutionary operators, evaluates generated candidates on a development set, selects the best performing ones as survivors, and terminates after a predefined number of iterations. Guo et al. (2024) present two instantiations of EvoPrompt: Genetic Algorithm (GA) and Differential Evolution (DE). EvoPromptGA serves as basis for our work. In each iteration, it selects two parent prompts via roulette wheel selection and generates new candidate prompts in two steps: first, cross-over combines properties from both parents into an offspring; second,

each offspring is mutated through small random modifications. Both evolutionary operations are implemented through a single meta-prompt instructing the meta-LLM. Each iteration produces μ new prompts that compete with the existing μ ones, from which the top μ survive. Experiments across language understanding, generation, and BIG-Bench Hard (BBH) tasks demonstrate that both EvoPrompt instantiations outperform human-written instructions and previous prompt optimizers such as APE and APO (ProTeGi) (Guo et al., 2024). However, EvoPrompt has two major drawbacks: First, it is cost-intensive requiring a total of $\mu \cdot T \cdot (1 + |\mathcal{D}_{\text{dev}}|)$ LLM calls (Guo et al., 2024) with population size μ , number of iterations T , and development set size $|\mathcal{D}_{\text{dev}}|$. This number is mainly driven by the size of \mathcal{D}_{dev} , which is usually much larger than μ and T . Second, as identified by Yang et al. (2024), EvoPrompt’s performance can degrade with poor or task-unspecific prompts due to its reliance on task specification via prompt population.

OPRO (Yang et al., 2024) directly employs LLMs as optimizers by specifying optimization tasks in natural language. When used for prompt optimization, a meta-LLM generates new prompt candidates at each iteration, guided by a meta-prompt that contains the task description, task examples, and previously generated candidates with their scores. New candidates are evaluated and appended to the meta-prompt for the subsequent iteration. This approach substantially outperforms human-designed prompts on GSM8K and BBH tasks. Unlike EvoPrompt, OPRO maintains good performance even with task-unspecific initial instructions by leveraging explicit task descriptions and examples within the meta-prompt.

The approaches described above focus solely on instruction optimization without incorporating few-shot examples in the generated prompts (though some use examples in their meta-prompts), despite evidence that such examples can significantly improve LLM performance (Brown et al., 2020). Automatic prompt optimization also covers optimization of the few-shot examples (“exemplar optimization”), aiming to improve the selection of relevant few-shot examples. Research indicates that even simple random example selection can perform comparably to sophisticated instruction optimization methods, and combining instruction and example optimization creates synergistic effects enhancing overall performance (Wan et al., 2024).

A recent approach that optimizes jointly instructions and examples is PromptWizard (Agarwal et al., 2024). This algorithm iteratively improves prompts through multiple steps: generating variant instructions via different thinking styles (mutation), evaluating them (scoring), providing feedback on top performers (critique), and implementing refinements (synthesis). It simultaneously optimizes in-context examples and uses critique and synthesis to produce synthetic examples addressing the prompt’s weaknesses. Moreover, PromptWizard incorporates automatically generated chain-of-thought reasoning for few-shot examples and leverages task intent and an expert persona in prompts. It reportedly outperforms Instinct, InstructZero, APE, PromptBreeder, and EvoPrompt on BIG-Bench Instruction Induction (BBII) while substantially reducing LLM calls and token usage. However, PromptWizard’s optimization procedure, similar to ProTeGi and OPRO, partially relies on a notion of what constitutes a “good” prompt. PromptWizard and ProTeGi both ask a meta-LLM to identify potential problems (Pryzant et al., 2023; Agarwal et al., 2024) while OPRO and ProTeGi instruct it to explicitly improve the prompt (Pryzant et al., 2023; Yang et al., 2024). Considering prompt performance for a specific task does not necessarily follow predictable patterns and semantically similar prompts vary greatly in performance (Yang et al., 2024), these optimizers may fall short in improving these subtleties. Conversely, techniques like EvoPrompt or PromptBreeder largely avoid any notion of “good” prompts and optimize solely based on scores and algorithmic mechanisms (Guo et al., 2024; Fernando et al., 2024).

A.2 AutoML Techniques: Racing and Multi-Objective Optimization

The field of AutoML offers many techniques that aim to make optimization more efficient, including racing algorithms (Maron and Moore, 1994; Birattari et al., 2002; López-Ibáñez et al., 2016), multi-fidelity optimization (Jamieson and Talwalkar, 2016; Li et al., 2018; Falkner et al., 2018; Awad et al.,

2021), and multi-objective optimization with efficiency as an additional goal (Karl et al., 2023), to name just a few. These methods have also been successfully adopted beyond AutoML, for example, in the field of prompt selection, where efficiency is similarly important (Schneider et al., 2024; Shi et al., 2024).

Racing. Racing refers to class of algorithms initially proposed for model selection in Machine Learning (Maron and Moore, 1994) and later adopted for algorithm configuration (Birattari et al., 2002). These algorithms sequentially evaluate candidates and eliminate poor one as soon as enough statistical evidence is collected against them, continuing the race only with surviving candidates. This approach accelerates optimization by spending less evaluations on poor candidates, allowing more resources to be concentrated on promising candidates (Birattari et al., 2002, 2010).

Hoeffding Races (Maron and Moore, 1994) one of the earliest racing methods, sequentially evaluating candidates on problem instances and using Hoeffding’s bound to eliminate statistically inferior options early. While this non-parametric approach imposes no distributional assumptions, it tends to be relatively conservative (Moore and Lee, 1994) BRACE (Moore and Lee, 1994) therefore uses Bayesian statistics instead of loose non-parametric bounds like Hoeffding’s, enabling much earlier elimination of poor candidates.

F-Race (Birattari et al., 2002), forming the basis for many contemporary racing algorithms, employs the Friedman two-way analysis of variance by ranks (Conover, 1999), an omnibus test to compare multiple candidates. It partitions the observations into groups called blocks and tests the null hypothesis that all possible candidate rankings within each block are equally likely. If this hypothesis is rejected, pairwise post-hoc tests between individual candidates are performed. Otherwise, all candidates advance to the next step. Since F-Race is suitable only for moderate numbers of candidates, Iterative F-Race (I/F-Race) (Balaprakash et al., 2007) extends it by iteratively applying F-Race while biasing a probabilistic model of the candidate space toward promising regions, from which subsequent candidates are sampled.

The *irace* package (López-Ibáñez et al., 2016) provides a general iterated racing implementation, of which I/F-Race is a special case, and offers several extensions and improvements. It implements the paired t-test as an alternative to the Friedman test. The latter is preferable when score ranges across different instances are not commensurable or the objective is an order statistic, while the t-test is more suitable when the objective corresponds to the mean of the score function. For multiple classes, *irace* recommends structuring instances in blocks rather than adding single instances per iteration. At the end of a race, the surviving candidates with highest overall rank across all instances/blocks are selected. They also present elitist racing as extension, which protects high-performing candidates (“elites”) from elimination unless a new candidate demonstrates superior performance across at least the same number of evaluation instances.

FocusedILS, an instantiation of ParamILS (Hutter et al., 2009), employs an approach similar to racing to save evaluation costs by adaptively increasing the number of evaluations and comparing configurations based on domination: One configuration dominates another when it performs at least as well on the same number of instances. A “bonus run” mechanism allocates more evaluation resources to promising configurations. Similarly, Random Online Adaptive Racing (ROAR) and Sequential Model-based Algorithm Configuration (SMAC) (Hutter et al., 2011) implement an “intensification” mechanism. Although called racing, it does not use statistical testing. If a new candidate performs worse than the incumbent on the set of common instances, evaluating the new candidate immediately stops. Otherwise, further evaluations are added exponentially.

Multi-Objective Optimization. Multi-objective optimization is another technique prevalent in the field of AutoML (Hutter et al., 2019), addressing scenarios with multiple competing objectives. Typical applications involve balancing different prediction performance metrics or trading off predictive performance against computational efficiency, interpretability, or sparseness (Karl et al., 2023).

Multi-objective approaches are commonly categorized in *a priori* and *a posteriori* methods (Karl et al., 2023).

A priori methods transform multiple objectives into a single one, for example, using a weighted sum of the objectives, and yield only a single solution candidate (Karl et al., 2023). Although a single objective greatly simplifies the optimization problem (Miettinen, 1998), this approach has the difficulty that scalarization weights must be chosen *a priori*, which can be non-trivial, and trade-offs between competing objectives cannot be fully captured by a single solution (Jin and Sendhoff, 2008).

Conversely, *a posteriori* methods produce a set of Pareto-optimal solutions that domain experts can analyze after the optimization process (Karl et al., 2023). Evolutionary algorithms are particularly well-suited due to their population-based nature. Notable multi-objective evolutionary optimizers include NSGA-II (Deb et al., 2002), which uses non-dominated sorting rank and crowding distance for selection, and SMS-EMOA (Beume et al., 2007), which employs marginal hypervolume contribution as secondary criterion. Bayesian Optimization approaches have also been extended to multi-objective scenarios, with ParEGO (Knowles, 2006) being a prominent example. ParEGO approximates the Pareto-front by utilizing a set of randomly generated scalarization weights throughout its iterations.

Finally, combinations of multi-objective optimization and racing methods have been developed. *irace* can be used to configure multi-objective optimization algorithms by converting multi-objective problems into single-objective evaluations using Hypervolume or the ϵ -measure (López-Ibáñez et al., 2016). S-Race (Zhang et al., 2013), specifically designed for multiple objectives, discards candidates once there is sufficient statistical evidence against them with respect to all objectives, later extended by SPRINT-Race (Zhang et al., 2015a) and I/S-Race (Miranda et al., 2015). A multi-objective variant of ParamILS, MO-ParamILS (Blot et al., 2016), also exists, which works on a set of non-dominated configurations in the Pareto-sense (“archive”) instead of a single configuration.

B Algorithm Details

Algorithm 2 CAPO Functions

Require: population \mathcal{P}_μ , meta-LLM Φ_{meta} , evaluation-LLM Φ_{eval} , cross-over-meta-prompt p_C , mutation-meta-prompt p_M , number of crossovers c , offspring prompts \mathcal{P}_{off} , few-shot dataset $\mathcal{D}_{\text{shots}}$, maximum number of few-shot examples k_{max} , blocks \mathcal{B} , confidence level α , token length penalty control parameter γ , number of survivors n_{survive} , max. number of evaluated blocks z_{max}

```

1: function CROSS_OVER( $\mathcal{P}_\mu, \Phi_{\text{meta}}, p_C, c$ )
2:    $\mathcal{P}_{\text{off}} \leftarrow []$ 
3:   for  $j = 1$  to  $c$  do
4:      $p_a, p_b \leftarrow \text{SAMPLE}(\mathcal{P}_\mu, 2)$ 
5:      $i_{\text{off}} \leftarrow \Phi_{\text{meta}}(p_C || i_a || i_b)$ 
6:      $e_{\text{off}} \leftarrow \text{SAMPLE}(e_a \cup e_b, \lfloor \frac{|e_a| + |e_b|}{2} \rfloor)$ 
7:      $p_{\text{off}} \leftarrow (i_{\text{off}}, e_{\text{off}})$ 
8:      $\mathcal{P}_{\text{off}} \leftarrow \text{APPEND}(p_{\text{off}}, \mathcal{P}_{\text{off}})$ 
9:   end for
10:  return  $\mathcal{P}_{\text{off}}$ 
11: end function
12: function MUTATE( $\mathcal{P}_{\text{off}}, \Phi_{\text{meta}}, \Phi_{\text{eval}}, p_M, \mathcal{D}_{\text{shots}}, k_{\text{max}}$ )
13:   $\mathcal{P}_{\text{mut}} \leftarrow []$ 
14:  for  $p_{\text{off}} \in \mathcal{P}_{\text{off}}$  do
15:     $i_{\text{mut}} \leftarrow \Phi_{\text{meta}}(p_M || i_{\text{off}})$ 
16:     $r \sim \text{Unif}(\{0, 1, 2\})$ 
17:    if  $r = 0 \wedge |e_{\text{off}}| < k_{\text{max}}$  then
18:       $e_{\text{new}} \leftarrow e_{\text{off}} \cup \text{CREATE\_SHOTS}(\mathcal{D}_{\text{shots}}, 1, i_{\text{mut}}, \Phi_{\text{eval}})$ 
19:    else if  $r = 1 \wedge |e_{\text{off}}| > 0$  then
20:       $e_{\text{new}} \leftarrow \text{SAMPLE}(e_{\text{off}}, |e_{\text{off}}| - 1)$ 
21:    end if
22:     $p_{\text{mut}} \leftarrow (i_{\text{mut}}, \text{SHUFFLE}(e_{\text{new}}))$ 
23:     $\mathcal{P}_{\text{mut}} \leftarrow \text{APPEND}(p_{\text{mut}}, \mathcal{P}_{\text{mut}})$ 
24:  end for
25:  return  $\mathcal{P}_{\text{mut}}$ 
26: end function
27: function DO_RACING( $\mathcal{P}_\mu, \mathcal{B}, \Phi_{\text{eval}}, \alpha, \gamma, n_{\text{survive}}, z_{\text{max}}$ )
28:   $j \leftarrow 0$ 
29:   $\text{SHUFFLE}(\mathcal{B})$ 
30:  while  $|\mathcal{P}_\mu| > n_{\text{survive}} \wedge j < z_{\text{max}}$  do
31:     $j \leftarrow j + 1$ 
32:     $S \leftarrow \text{EVALUATE}(\mathcal{P}_\mu, \mathcal{B}_j, \text{length\_penalty} = \gamma)$ 
33:     $\mathcal{P}_\mu \leftarrow \text{RACING\_ELIMINATION}(\mathcal{P}_\mu, S, \alpha, n_{\text{survive}})$ 
34:  end while
35:   $\mathcal{P}_\mu \leftarrow \text{SORT}(\mathcal{P}_\mu)[1:n_{\text{survive}}]$ 
36:  return  $\mathcal{P}_\mu$ 
37: end function
38: function RACING_ELIMINATION( $\mathcal{P}_\mu, S, \alpha, n_{\text{survive}}$ )
39:   $\mathcal{P}_{\text{survivors}} \leftarrow \mathcal{P}_\mu$ 
40:   $c_\alpha \leftarrow \text{GET\_CRITICAL\_VALUE}(\alpha)$ 
41:  for  $p_i \in \mathcal{P}_{\text{survivors}}$  do
42:     $n_{\text{sig\_better}} \leftarrow \sum_{j \neq i} \mathbb{I}\{\text{GET\_TEST\_STATISTIC}(s_j, s_i) > c_\alpha\}$ 
43:    if  $n_{\text{sig\_better}} \geq n_{\text{survive}}$  then
44:       $\mathcal{P}_{\text{survivors}} \leftarrow \mathcal{P}_{\text{survivors}} \setminus \{p_i\}$ 
45:    end if
46:  end for
47:  return  $\mathcal{P}_{\text{survivors}}$ 
48: end function

```

$\triangleright p_a = (i_a, e_a), p_b = (i_b, e_b)$
 \triangleright Let meta-LLM cross the parent prompts
 \triangleright Sample from parent shots

\triangleright Let meta-LLM mutate the instruction
 \triangleright Case 1: Create a new few-shot example
 \triangleright Case 2: Remove a few-shot example
 \triangleright Case 3: Keep number of few-shot examples

\triangleright Optional (hyperparameter)

\triangleright Note: cache already evaluated blocks

\triangleright Make sure to return only n_{survive} prompts

\triangleright Perform significance tests

\triangleright Eliminate p_i

C Technical Details

C.1 Model Details

We report detailed IDs and revisions of the utilized LLMs from HuggingFace in Table 4. To locally host the LLMs, we use vLLM (Kwon et al., 2023) as fast and easy-to-use library for LLM inference and serving since it efficiently manages the required memory and allows the usage of quantized models. Note that we restrict maximum output length to 2048, which is long enough for almost all generations while still allowing for reasonable large batch sizes. The optimal batch size is chosen by vLLM depending on available memory.

Table 4: Overview of the utilized LLMs.

Model	Huggingface ID	Revision
Llama-3.3-70B	shuyuej/Llama-3.3-70B-Instruct-GPTQ	3a7f7f7d46e362291821aaefb0a38b632f1190a8
Qwen2.5-32B	Qwen/Qwen2.5-32B-Instruct-GPTQ-Int4	c83e67dfb2664f5039fd4cd99e206799e27dd800
Mistral-Small-24B	ConfidentialMind/Mistral-Small-24B-Instruct-2501_GPTQ_G128_W4A16_MSE	803393813b8fc4046fb663af2e3c56339a5b520b

C.2 Dataset Details

In our experiments we utilize five datasets, all retrieved from HuggingFace:

- (1) SST-5 (Socher et al., 2013): sentiment classification dataset from the Stanford Sentiment Treebank (SST) with five different sentiment classes. The input x is taken from the column “text”, the labels y from the column “label_text”.
- (2) AG News (Zhang et al., 2015b): topic classification dataset with titles and descriptions of news articles that are to be assigned to either *World*, *Sports*, *Business* or *Sci/Tech*. The input x is taken from the column “text”, the labels y from the column “label_text”.
- (3) Subj (Pang and Lee, 2004): subjectivity classification dataset with movie reviews that are to be classified as either *subjective* or *objective*. The input x is taken from the column “text”, the labels y from the column “label_text”.
- (4) GSM8K (Cobbe et al., 2021): grade school math word problems requiring multi-step reasoning. We utilize the train and test split of the “main” subset, from which the column “question” is used as input x , the label y is extracted from the “answer” after #####.
- (5) (Balanced) COPA (Kavumba et al., 2019): commonsense causal reasoning dataset with premises for which the plausible cause or effect is to be chosen from two alternatives. We create the input x by concatenating the columns “premise”, “question”, “choice1”, and “choice2” as follows: “<premise>\n <question> A: \n <choice1> \n <question> B: \n <choice2>”. The labels y are mapped from 0 and 1 in column “label” to “A” and “B”.

We provide detailed IDs and revisions of the utilized datasets in Table 5. For $\mathcal{D}_{\text{shots}}$ and \mathcal{D}_{dev} , 500 instances are sampled from the train split without replacement with the random seed of the corresponding experiment. The first 300 points are used for \mathcal{D}_{dev} , the remaining 200 for $\mathcal{D}_{\text{shots}}$. To obtain $\mathcal{D}_{\text{test}}$, 500 instances are sampled from the test split and used throughout all experiments.

Table 5: Overview of the utilized HuggingFace datasets.

Dataset	Huggingface ID	Revision	n _{train}	n _{test}	#classes
SST-5	SetFit/sst5	e51bdcd8cd3a30da231-967c1a249ba59361279a3	8.5k	2.2k	5
AG News	SetFit/ag_news	ca5ba619eb034211db5-f70932b6702efd21e7c73	120k	7.6k	4
Subj	SetFit/subj	f3c1162e678417f664d-76b21864fdb87b0615fcf	8k	2k	2
GSM8K	openai/gsm8k	e53f048856ff4f594e95-9d75785d2c2d37b678ee	7.5k	1.3k	-
COPA	pkavumba/balanced-copa	813bd03cd6e07d9bd8d7333896ad5d40abb95ea9	1k	500	2

C.3 Hardware Details

All computations are performed on a GPU cluster. For each experiment configuration, only a single GPU with at least 80GB of RAM (NVIDIA A100 (80GB) or NVIDIA H100 (94GB)) is used to host the corresponding LLM. Experiments are distributed across multiple instances for parallel execution. We report a total computation time of 13 GPU days for our experiments, not including the compute time for evaluation on hold-out test data.

C.4 Implementation Details

Answer Extraction. To reliably extract information from LLM output in our experiments, we utilize marker-based extraction. Concretely, we parse the information in html-style tags: offspring/-mutated prompts are extracted between `<prompt></prompt>` markers and predictions between `<final_answer></final_answer>` markers in the LLM output. This information is also included in the initial instructions and task descriptions. Details and examples are provided in the subsequent sections of this appendix.

Optimizer Parametrization. For our experiments, we use the following default hyperparameters: We parametrize our CAPO algorithm with $\alpha = 0.2$, $b = 30$ and $z_{\max} = 10$ (i.e., $b \cdot z_{\max} = |\mathcal{D}_{\text{dev}}|$), $k_{\max} = 5$, $\mu = 10$, $c = 4$, $\gamma = 0.05$ (a prompt with same length as the longest initial prompt (instruction + examples) is penalized by 5%p). Further, we use our simplified meta-prompts p_C and p_M (cf. Appendix F), a paired t-test for racing, and no block shuffling for cost-efficiency.

For EvoPromptGA (Guo et al., 2024), we also use a population size 10 following the recommendations of the original paper.

For OPRO (Yang et al., 2024), also following the publication, we limit the number of previous prompts in the meta-prompt to 20, generate 8 new prompts per iteration, and use 3 few-shot examples in the meta-prompt.

For PromptWizard (Agarwal et al., 2024), we use the original parametrization, and provide one randomly sampled instruction from our pool, our task description, and answer format.

Optimizer Implementation. For EvoPromptGA and OPRO, we use reimplementations that are available as part of a public library and that we checked for correctness⁶ while for PromptWizard, we utilize the original implementation⁷ with small adaptations for our LLMs.

Seeding. For statistical robustness, we conduct three independent runs of each optimizer-LLM-dataset configuration with varying random seeds to quantify variance. Seeds influence initial instruction selection, development set sampling, LLM decoding, and stochastic elements of the optimizers.

⁶<https://github.com/finitearth/promptolution> (accessed: 2025-03-22)

⁷<https://github.com/microsoft/PromptWizard> (accessed: 2025-03-22)

D Task Descriptions

Table 6: Manually created task descriptions used for CAPO, OPRO, and PromptWizard.

SST-5:

The dataset consists of movie reviews with five levels of sentiment labels: very negative, negative, neutral, positive, and very positive. The task is to classify each movie review into one of these five sentiment categories. The class will be extracted between the markers `<final_answer>answer/``</final_answer>`.

AG News:

The dataset contains news articles categorized into four classes: World, Sports, Business, and Sci/Tech. The task is to classify each news article into one of the four categories. The class will be extracted between the markers `<final_answer>answer``</final_answer>`.

Subj:

The dataset contains sentences labeled as either subjective or objective. The task is to classify each sentence as either subjective or objective. The class will be extracted between the markers `<final_answer>answer``</final_answer>`.

GSM8K:

The dataset consists of grade school math word problems that require multi-step reasoning to solve. The task is to solve each word problem and provide the final answer. The final solution will be extracted between the markers `<final_answer>answer``</final_answer>`.

(Balanced) COPA:

The dataset consists of premises and two possible choices for the effect or cause of the premise. The task is to determine which of the two choices (A or B) is the correct effect of the premise. The class will be extracted between the markers `<final_answer>answer``</final_answer>`.

E Initial Instructions

Since both CAPO and EvoPrompt require initial instructions to start from, we create a set of 15 initial instructions for each task. To demonstrate that this requirement of initial instructions is not a major limiting factor of the algorithms, we produce them in an automated manner, prompting Anthropic’s Claude Sonnet 3.7 (<https://claude.ai/>) to create a diverse set of initial instructions, making use of our task descriptions in Appendix D. The full prompt template is provided in Table 7. Alternatively, approaches like APE (Zhou et al., 2023) could be employed to generate initial instructions, or they could be manually engineered, e.g., by domain experts, to incorporate specific prior knowledge. Examples of our initial instructions with corresponding test scores are given in Appendix H.1.

Table 7: Prompt used to generate initial instructions with Anthropic’s Claude Sonnet 3.7. The `<task_description>` placeholder is replaced with our task description.

Please create diverse prompts for the following task. They should be linguistically diverse (but always in English) and have varying lengths and complexities. This means some consist only of a short sentence with a rather high-level description while others elaborate on the task in little more detail.

Task: `<task_description>`

Explicitly state this expected format as part of the prompts. Create overall 20 prompts within quotes as an array:

To generate generic, task-unspecific instructions for ablation study IV. in Section 6.2, we use the “task description” in Table 8.

Table 8: Task Description for generation of “generic” initial instructions.

Create prompts that are so generic, they could work for almost any task. The answers provided by the LLM should be contained within `<final_answer>` `</final_answer>`.

F Meta-Prompt Templates

Table 9: List of all meta-prompt templates used in CAPO and EvoPromptGA. The purple text indicates placeholders where the according elements are inserted.

CAPO cross-over meta-prompt template:

You receive two prompts for the following task: `<task_description>`

Please merge the two prompts into a single coherent prompt. Maintain the key linguistic features from both original prompts:

Prompt 1: `<mother>`

Prompt 2: `<father>`

Return the new prompt in the following format:

`<prompt>new prompt</prompt>`.

CAPO mutation meta-prompt template:

You receive a prompt for the following task: `<task_description>`

Please rephrase the prompt, preserving its core meaning while substantially varying the linguistic style.

Prompt: `<instruction>`

Return the new prompt in the following format:

`<prompt>new prompt </prompt>`

Original EvoPromptGA meta-prompt template from Guo et al. (2024):

Please follow the instruction step-by-step to generate a better prompt.

1. Crossover the following prompts and generate a new prompt:

Prompt 1: Rewrite the input text into simpler text.

Prompt 2: Rewrite my complex sentence in simpler terms, but keep the meaning.

2. Mutate the prompt generated in Step 1 and generate a final prompt bracketed with `<prompt>` and `<prompt>`.

1. Crossover Prompt: Rewrite the complex text into simpler text while keeping its meaning.

2. `<prompt>`Transform the provided text into simpler language, maintaining its essence.`<prompt>`

Please follow the instruction step-by-step to generate a better prompt.

1. Crossover the following prompts and generate a new prompt:

Prompt 1: `<prompt1>`

Prompt 2: `<prompt2>`

2. Mutate the prompt generated in Step 1 and generate a final prompt bracketed with `<prompt>` and `<prompt>`.

1.

EvoPromptGA simplified meta-prompt template used in the ablation study in Appendix K.3:

You receive two prompts for the following task: `<task_description>`

1. Please merge the two prompts into a single coherent prompt. Maintain the key linguistic features from both original prompts:

Prompt 1: `<prompt1>`

Prompt 2: `<prompt2>`

2. Please rephrase the prompt generated in step 1, preserving its core meaning while substantially varying the linguistic style.

Return the final prompt in the following format:

`<prompt>final prompt</prompt>`

CAPO performs cross-over and mutation separately, each with its own template, while EvoPromptGA (Guo et al., 2024) executes both operations with a single meta-prompt. We emphasize that the CAPO prompts are simplified and substantially shorter, i.e., need less input tokens, and they do not require any notion of what is a “good” prompt by avoiding terms like “better”. In an additional experiment described in Appendix K.3, we use our simplified CAPO templates within EvoPromptGA. For this purpose, we combine them into a single meta-prompt also shown in Table 9.

G Cross-over and Mutation Examples

Table 10: Concrete examples for cross-over and mutation with Mistral-Small-24B on COPA using CAPO. The purple text indicates the filled placeholders from the templates, green text marks the resulting response of the LLM.

Crossover:

You receive two prompts for the following task: The dataset consists of premises and two possible choices for the effect or cause of the premise. The task is to determine which of the two choices (A or B) is the correct effect of the premise. The class will be extracted between the markers `<final_answer>answer</final_answer>`.

Please merge the two prompts into a single coherent prompt. Maintain the key linguistic features from both original prompts:

Prompt 1: Select the statement that represents the most reasonable causal relationship to the given context. Respond with `<final_answer>A</final_answer>` or `<final_answer>B</final_answer>` only.

Prompt 2: Based on causal reasoning, which is more plausible: A or B? Enclose your answer with `<final_answer>` tags like this: `<final_answer>A</final_answer>` or `<final_answer>B</final_answer>`.

Return the new prompt in the following format:

`<prompt>new prompt</prompt>`

`<prompt>Based on causal reasoning, select the statement that represents the most reasonable causal relationship to the given context. Which is more plausible: A or B? Enclose your answer with <final_answer> tags like this: <final_answer>A</final_answer> or <final_answer>B</final_answer>.</prompt>`

Mutation:

You receive a prompt for the following task: The dataset consists of premises and two possible choices for the effect or cause of the premise. The task is to determine which of the two choices (A or B) is the correct effect of the premise. The class will be extracted between the markers `<final_answer>answer</final_answer>`.

Please rephrase the prompt, preserving its core meaning while substantially varying the linguistic style.

Prompt: Select the statement that represents the most reasonable causal relationship to the given context. Respond with `<final_answer>A</final_answer>` or `<final_answer>B</final_answer>` only.

Return the new prompt in the following format:

`<prompt>new prompt</prompt>`

`<prompt>Identify the statement that best aligns with the cause of the given context. Provide your response as <final_answer>A</final_answer> or <final_answer>B</final_answer> only.</prompt>`

H Best Prompts per Tasks

In the following, we report the best prompts per optimizer with Llama-3.3-70B for each dataset. The displayed prompts yield the best test-set performance across all seeds. Note that this section serves primarily to provide illustrative insights and examples of generated prompts rather than to report performance metrics.

H.1 Initial Prompts

Table 11: Best initial prompts by test scores with Llama-3.3-70B and three exemplary generic prompts. For a full list of all initial prompts, we refer to our research repository.

AG News (88.6%):

Read the following news text and determine which category it belongs to. Choose from: World, Sports, Business, or Sci/Tech. Your final answer must be enclosed in `<final_answer>` `</final_answer>` tags for automated extraction.

COPA (99.2%):

Select the statement that represents the most reasonable causal relationship to the given context. Respond with `<final_answer>`A`</final_answer>` or `<final_answer>`B`</final_answer>` only.

GSM8K (52.2%):

I’m struggling with this math word problem that needs multiple steps to solve. Can you help? Make sure to put your final answer between `<final_answer>` `</final_answer>` tags so I can easily find it.

SST-5 (60.4%):

Movie review sentiment classification task: From the following five options - very negative, negative, neutral, positive, or very positive - which best describes this review? Your answer must appear between `<final_answer>` and `</final_answer>` markers.

Subj (70.0%):

Evaluate this sentence and determine if it’s presenting objective information (facts that can be verified) or subjective content (opinions, judgments, or emotions). Provide your classification inside `<final_answer>` `</final_answer>` markers.

Generic Prompt

Let’s think step by step. Your answer should be enclosed within `<final_answer>` `</final_answer>` tags.

Generic Prompt

Give me your response within `<final_answer>` tags.

Generic Prompt

Please provide a thoughtful answer to my question and wrap your response in `<final_answer>` tags so I can easily identify it.

H.2 CAPO Prompts

Table 12: Best prompts of CAPO by test scores, optimized and evaluated with Llama-3.3-70B.

AG News (91.0%):

We have a collection of news stories that need to be sorted into categories. Your task is to read the provided article and determine whether it falls under the category of World, Sports, Business, or Sci/Tech news. Once you’ve made your decision, please enclose your chosen category in `<final_answer>`answer`</final_answer>` tags for easy identification.
+2 few shots

COPA (99.8%):

To evaluate your ability to reason about cause-and-effect relationships, this task presents you with a scenario and asks you to identify the most plausible consequence or antecedent. Given a premise, assess the two provided options, labeled A and B, and select the one that logically follows or precedes the premise, responding with either `<final_answer>`A`</final_answer>` or `<final_answer>`B`</final_answer>` to indicate your choice. *+2 few shots*

GSM8K (79.2%):

To tackle this math word problem, which demands a series of logical steps, dissect it methodically. Outline your thought process and ensure you clearly signify your solution, enclosing it within `<final_answer>` `</final_answer>` markers for easy identification. *+2 few shots*

SST-5 (63.6%):

Assess the emotional tone conveyed in the provided movie review, then categorize it into one of five sentiment levels: very negative, negative, neutral, positive, or very positive, and encapsulate your chosen category within `<final_answer>` `</final_answer>` tags, following this format: `<final_answer>` selected_sentiment `</final_answer>`, to clearly denote the sentiment classification of the film review. *+2 few shots*

Subj (94.6%):

Label each sentence as either a statement of fact that can be proven or disproven, or a reflection of personal feelings, opinions, or biases, by categorizing it as `<final_answer>`objective`</final_answer>` if it contains information that can be verified, or `<final_answer>`subjective`</final_answer>` if it expresses emotions, attitudes, or individual evaluations, and respond with one of these two classifications. *+4 few shots*

H.3 EvoPromptGA Prompts

Table 13: Best prompts of EvoPromptGA by test scores, optimized and evaluated with Llama-3.3-70B.

AG News (90.0%):

Categorize the given news article into its relevant category (World, Sports, Business, or Sci/Tech) and provide your classified response within `<final_answer>` tags for easy identification.

COPA (99.4%):

Use commonsense knowledge to identify the causally related option (A or B) to the given statement and respond with `<final_answer>`A`</final_answer>` or `<final_answer>`B`</final_answer>`.

GSM8K (53.8%):

Assist with solving the elementary or grade school level math problem that requires multiple steps and provide the solution within `<final_answer>` `</final_answer>` tags for easy identification.

SST-5 (63.0%):

Evaluate the sentiment of the given movie review and categorize it as very negative, negative, neutral, positive, or very positive, enclosing the chosen category within `<final_answer>` and `</final_answer>` tags.

Subj (78.8%):

Determine the subjectivity or objectivity of a sentence and provide the assessment enclosed in `<final_answer>` tags.

H.4 OPRO Prompts

Table 14: Best prompts of OPRO by test scores, optimized and evaluated with Llama-3.3-70B.

AG News (89.4%):

Classify the news article into one of four categories (World, Sports, Business, Sci/Tech) based on its content, and provide your answer in lowercase within `<final_answer>` tags for efficient data extraction and analysis, ensuring accuracy and consistency in categorization, and enabling informed decision-making with a standardized format for optimal processing and evaluation.

COPA (99.2%):

Select the statement that represents the most reasonable causal relationship to the given context. Respond with `<final_answer>`A`</final_answer>` or `<final_answer>`B`</final_answer>` only.

GSM8K (56.0%):

To solve the math problem, provide a concise, logical, and step-by-step explanation that directly addresses the problem, incorporating all necessary calculations and formulas. Ensure your reasoning is easy to follow and free of unnecessary information. Clearly present your final numerical answer within `<final_answer>` and `</final_answer>` tags, allowing for effortless identification and verification of the solution. Utilize a well-structured approach that effectively communicates the problem’s resolution, enabling efficient understanding and validation of the mathematical solution.

SST-5 (63.0%):

Analyze the movie review’s sentiment by identifying the emotional tone and language used, then categorize it as very negative, negative, neutral, positive, or very positive, and provide your answer in the format: `<final_answer> sentiment_category </final_answer>`, considering the context, tone, and emotional cues to accurately reflect the reviewer’s opinion in a concise and nuanced manner, ensuring your classification is informed by both the explicit and implicit emotional expressions in the review.

Subj (75.4%):

Classify the sentence as ‘objective’ if it presents factual information or ‘subjective’ if it expresses personal opinions, emotions, or biases, and provide your answer between `<final_answer>` tags, considering the sentence’s content, tone, and purpose to inform a clear and accurate judgment.

H.5 PromptWizard

We report a prompt optimized by PromptWizard, including system prompt and synthesized few-shot-examples, only for Llama-3.3-70B on AG News for the sake of conciseness and refer the interested reader to our research repository.

Table 15: Best prompt of PromptWizard by test scores, optimized and evaluated with Llama-3.3-70B.

AG News (23.6%)

system prompt:

You are a natural language processing (NLP) specialist with expertise in text classification and machine learning. You have extensive experience in developing and training models to categorize text into predefined categories. Your knowledge of NLP techniques, such as tokenization, stemming, and named entity recognition, enables you to extract relevant features from the news articles and classify them accurately. You are familiar with various machine learning algorithms, including supervised and unsupervised learning methods, and can select the most suitable approach for this task. With your expertise, you can analyze the dataset, identify the key characteristics of each category, and develop a robust classification model that can accurately assign each news article to one of the four categories: World, Sports, Business, or Sci/Tech. Your goal is to achieve high accuracy in classification, and you can use techniques such as cross-validation and hyperparameter tuning to optimize the performance of the model. By extracting the class between the markers `<final_answer>answer</final_answer>`, you can provide a clear and concise output that indicates the predicted category for each news article.

user prompt:

What are the key assumptions underlying this news article classification task? To simplify the problem, let’s start by identifying the categories: World, Sports, Business, and Sci/Tech. How can we make progress on this problem? By reading the news article and trying to classify it into one of the four categories, we can start making progress. Let’s make a list of ideas for solving this problem and apply them one by one to see if any progress can be made. Place your classification within `<final_answer>` tags. *+2 few shots*

I Hyperparameter Sensitivity Analysis

In this section, we investigate the univariate effects of hyperparameters in CAPO. The hyperparameters we alter are the length penalty γ (0.01, 0.02, 0.05, 0.1), population size μ (6, 8, 10, 12), cross-overs per iteration c (4, 7, 10), and whether we shuffle the blocks in racing or not. In each case, we hold all other hyperparameters fixed to their defaults (cf. Appendix C.4). Thus, multivariate dependencies are not considered here. All experiments are conducted with Llama-3.3-70B model on two datasets (AG News and GSM8K). The budget is limited to 5M input tokens, and each configuration is executed with three different seeds. We summarize our results in Table 16.

The results indicate that our default parameters are not optimal for neither AG News nor GSM8K as they are outperformed by other parametrizations. However, performance differences for all parameter variations lie within one standard deviation. We conclude that while hyperparameters influence the final performance, their impact is rather moderate. Since changing individual parameters affects not only the final performance but also the behavior of the optimization process, we provide test score curves below.

Table 16: Hyperparameter sensitivity analysis of various CAPO parametrizations with Llama-3.3-70B after 5M input tokens. We report mean accuracy (in %) with standard deviations on test set for the best prompts across three seeds. The best prompt per seed is selected from the final population based on the available development set scores. Hyperparameters are varied univariately, keeping all other parameters at their defaults. Bold values indicate best performance for each parameter and task.

Parametrization	AG News	GSM8K	\emptyset
$\gamma=0$	89.27 \pm 0.41	74.93 \pm 1.04	82.10
$\gamma=0.01$	89.53 \pm 0.25	75.27 \pm 3.10	82.40
$\gamma=0.02$	89.20 \pm 0.43	74.20 \pm 3.28	81.70
$\gamma=0.05$ (default)	88.80 \pm 0.75	73.37 \pm 3.73	81.27
$\gamma=0.1$	88.73 \pm 1.11	74.80 \pm 3.15	81.77
$\mu=6$	89.00 \pm 0.49	77.67 \pm 3.03	83.33
$\mu=8$	88.33 \pm 0.25	77.67 \pm 3.74	83.00
$\mu=10$ (default)	88.80 \pm 0.75	73.73 \pm 3.73	81.27
$\mu=12$	89.33 \pm 0.19	76.87 \pm 1.31	83.10
$c=4$ (default)	88.80 \pm 0.75	73.73 \pm 3.73	81.27
$c=7$	89.47 \pm 0.25	73.07 \pm 1.64	81.27
$c=10$	89.53 \pm 0.19	74.40 \pm 3.30	81.97
w/ shuffling	89.60 \pm 0.28	76.73 \pm 1.81	83.17
w/o (default)	88.80 \pm 0.75	73.73 \pm 3.73	81.27

A smaller length penalty γ naturally improves performance (cf. Figure 4) since the prompt length becomes less influential to the optimization process allowing for longer, often better performing prompts. Figure 5 shows that for larger length penalties, prompt lengths decrease as optimization advances before stabilizing, which aligns with expected behavior. However, a trade-off exists since long prompts consume significant portions of the budget and therefore permit fewer steps within the same budget constraints.

Choosing the optimal population size μ depends on the task. Large μ improves performance on AG News while a small μ is beneficial on GSM8K. Looking at Table 16 we observe that this hyperparameter choice has the largest impact on the average test set performance of the best candidates per seed. The smaller the population size, the more steps can be performed, which is again a trade-off. For small population sizes, there is a danger of getting “stuck” when there is insufficient diversity in the prompts to create new explorative candidates. We can see this effect in

Figure 6 for AG News at $\mu = 6$. We also observe a larger standard deviation for smaller population sizes.

The number of cross-overs per iteration has a minor influence on final performance. On our two datasets, we observe slight improvements for larger c . In general, for smaller c , more steps are possible and standard deviations are smaller (cf. Figure 7). An important consideration is that with large c , promising prompts from previous populations are more likely to be erroneously eliminated in racing despite being superior, as it may be eliminated on early blocks.

Shuffling the blocks during racing slightly improves the performance on both tasks. A potential explanation is that shuffling prevents overfitting to early blocks. However, this approach has the drawback that fewer steps are possible (cf. Figure 8) since we cannot always use cached evaluations and therefore cannot perform as many steps as without shuffling.

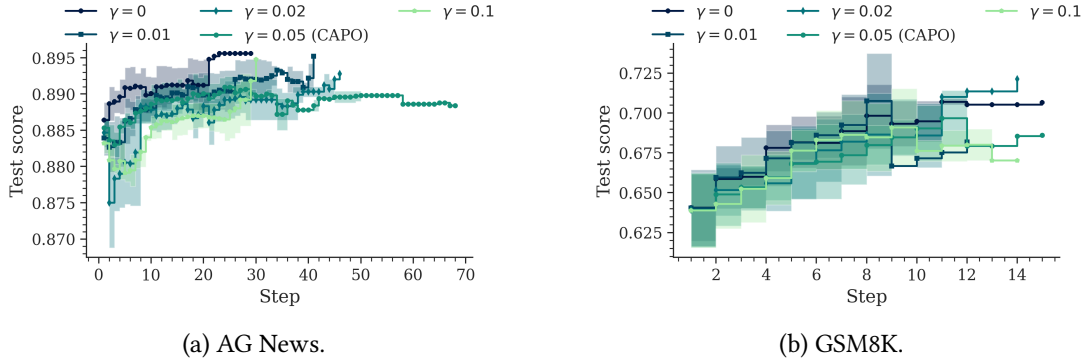


Figure 4: Population mean test scores over steps with Llama-3.3-70B. Mean and standard deviations are computed across seeds. We univariately vary the length penalty γ keeping all other parameters at their defaults.

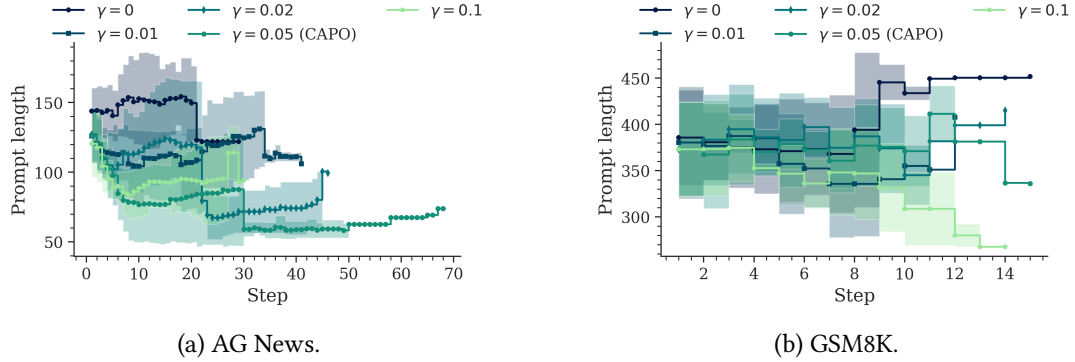
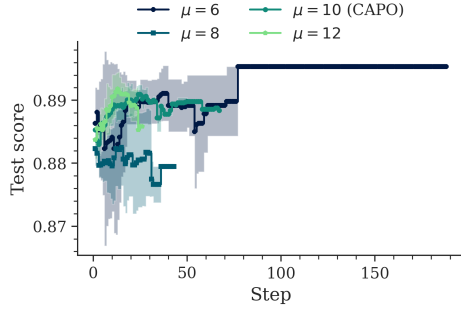
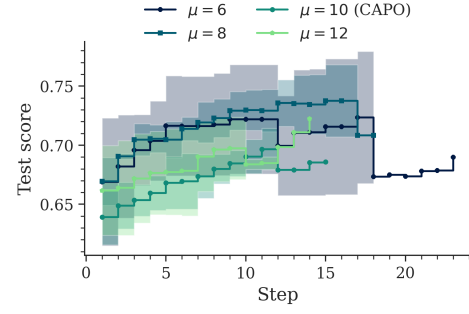


Figure 5: Population mean prompt lengths over steps with Llama-3.3-70B. Mean and standard deviations are computed across seeds. We univariately vary the length penalty γ keeping all other parameters at their defaults.

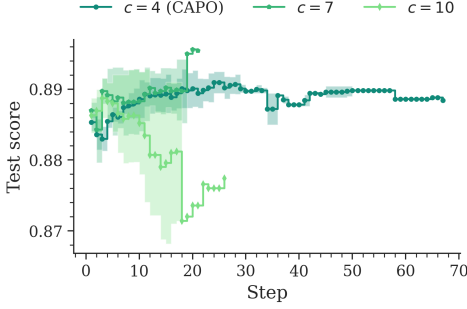


(a) AG News.

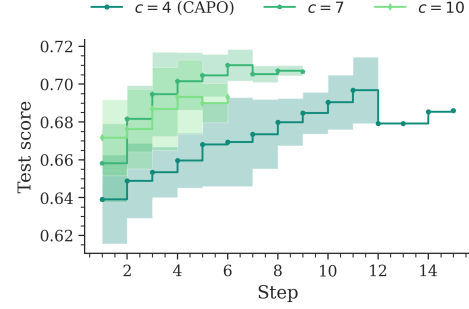


(b) GSM8K.

Figure 6: Population mean test scores over steps with Llama-3.3-70B. Mean and standard deviations are computed across seeds. We univariately vary the population size μ keeping all other parameters at their defaults.

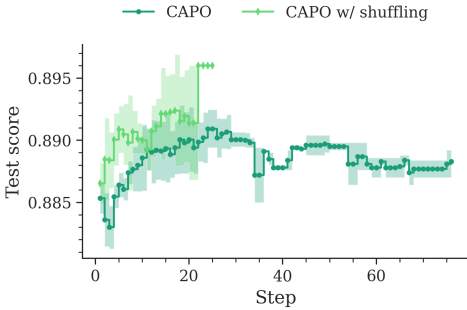


(a) AG News.

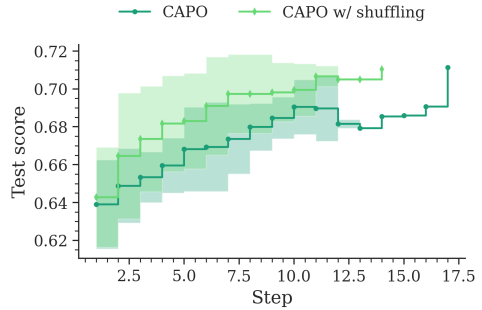


(b) GSM8K.

Figure 7: Population mean test scores over steps with Llama-3.3-70B. Mean and standard deviations are computed across seeds. We univariately vary the number of crossovers c keeping all other parameters at their defaults.



(a) AG News.



(b) GSM8K.

Figure 8: Population mean test scores over steps with Llama-3.3-70B. Mean and standard deviations are computed across seeds. We compare CAPO with vs. without (default) shuffling of the blocks during racing CAPO.

J Further Benchmark Results

J.1 Performance Profile

The performance profile plot displays the frequency $\rho(\tau)$ of an optimization algorithm producing an instance with a performance difference of τ to the best performing instance. For each dataset-model pair, we compute the average performance across seeds, using the best-performing prompts selected from the final optimization step on the dev-set. Each of these averaged results serves as an instance in our analysis. While the original proposal introduced by Dolan and Moré (2002) uses the ratio to the maximum performance, we follow Agarwal et al. (2024) and Lin et al. (2024) and report the difference to the best performing prompt, as the accuracy metric is bounded between 0 and 1.

Thus we get for distance τ , optimizer Ψ , performance on task i with optimizer ψ $\sigma_{i,\psi}$ and number of tasks n :

$$\rho_{\Psi}(\tau) = \frac{1}{n} \sum_{i=1}^n \mathbb{I}[\sigma_{i,\max} - \sigma_{i,\Psi} \leq \tau] \quad (3)$$

Therefore a $\rho_{\Psi}(0)$ indicates the frequency of optimizer Ψ producing the best instance per task. Figure 9 shows, that with a $\rho_{\text{CAPO}}(0.012) = 1$ we are within 1.2 %p of the best performing instance in every single task-model pair.

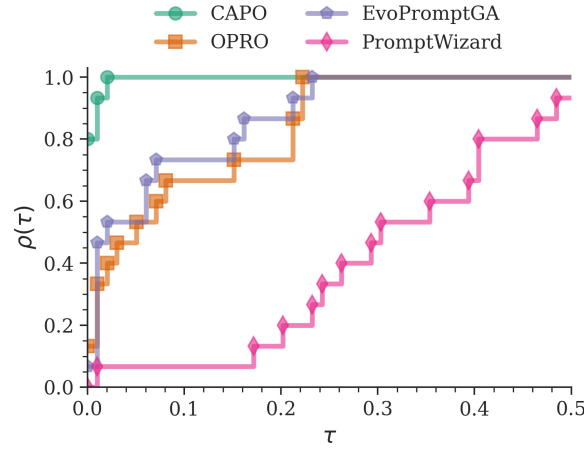
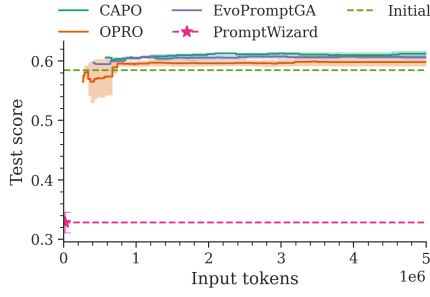
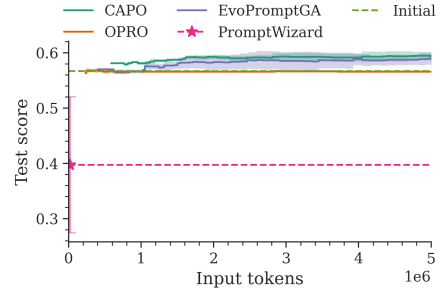


Figure 9: Performance profiles of all benchmarked optimizers.

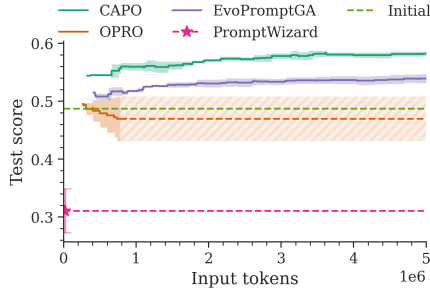
J.2 Further Optimization Curves from Benchmark Experiments



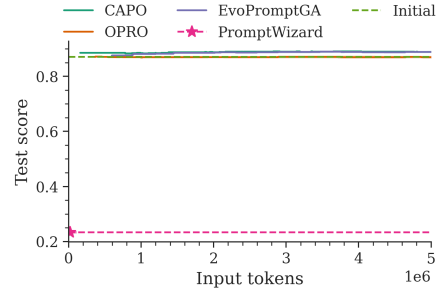
(a) Llama-3.3-70B on SST-5.



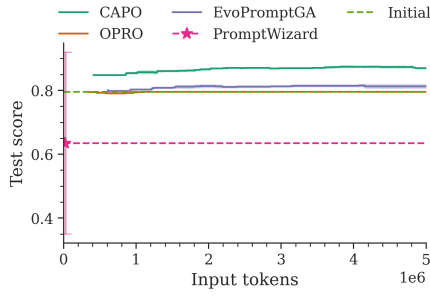
(b) Qwen2.5-32B on SST-5.



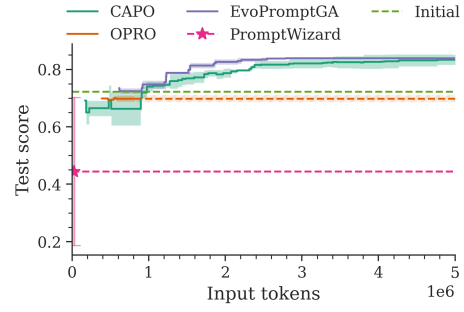
(c) Mistral-Small-24B on SST-5.



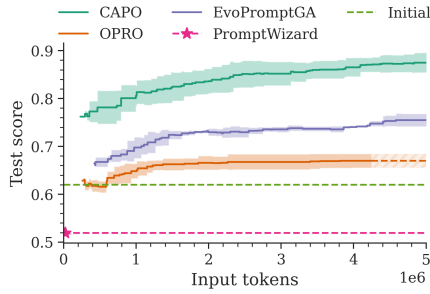
(d) Llama-3.3-70B on AG News.



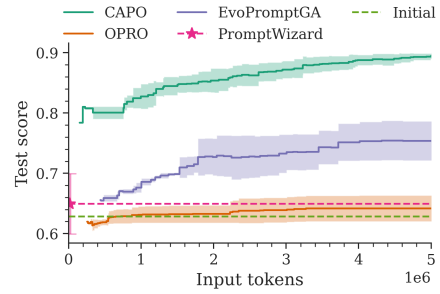
(e) Qwen2.5-32B on AG News.



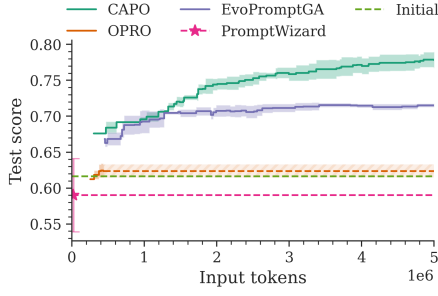
(f) Mistral-Small-24B on AG News.



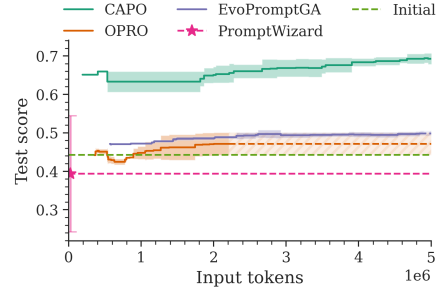
(g) Llama-3.3-70B on Subj.



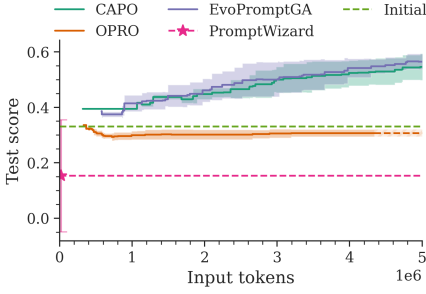
(h) Qwen2.5-32B on Subj.



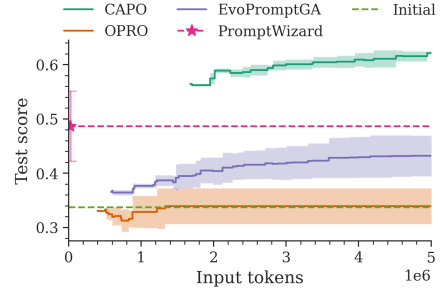
(i) Mistral-Small-24B on Subj.



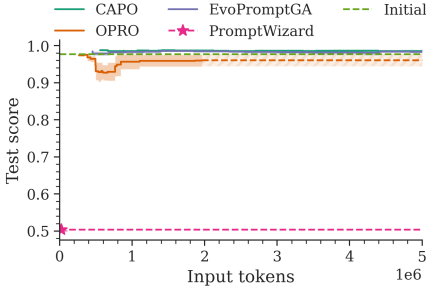
(j) Llama-3.3-70B on GSM8K.



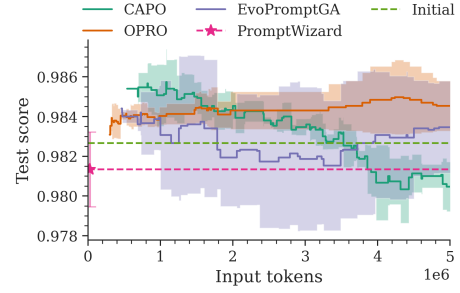
(k) Qwen2.5-32B on GSM8K.



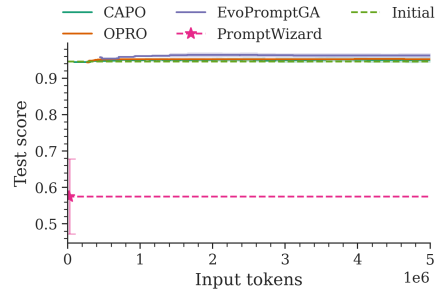
(l) Mistral-Small-24B on GSM8K.



(m) Llama-3.3-70B on COPA.



(n) Qwen2.5-32B on COPA.



(o) Mistral-Small-24B on COPA.

Figure 10: Population mean test scores over input tokens from benchmark experiments for all datasets and models. Mean and standard deviations are computed across seeds. PromptWizard produces prompts only once after a small number of input tokens, marked with a star (mean) and error bars (std). If an algorithm converges (which can happen for OPRO), we continue the curve with a dashed horizontal line and hatched area.

J.3 Prompt Lengths from Benchmark Experiments

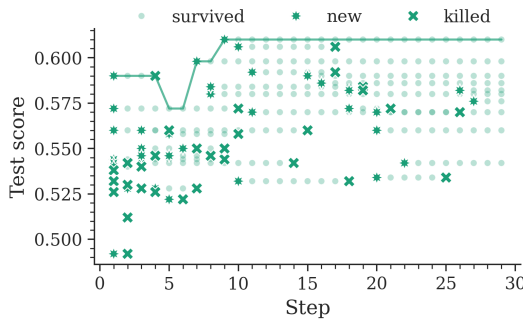
Table 17: Mean prompt length with standard deviation of the best prompts for different optimization methods, datasets, and models. Mean and standard deviation are computed across three seeds. The best prompt per seed is selected from the final population based on the available development set scores (for CAPO: penalized average block scores of evaluated blocks). Bold values indicate shortest prompts.

Model	Optimizer	SST-5	AG News	Subj	GSM8K	COPA	\emptyset
Llama-3.3-70B	Initial	33 \pm 5	35 \pm 6	31 \pm 8	29 \pm 7	30\pm 5	32
	OPRO	63 \pm 22	32 \pm 4	42 \pm 4	58 \pm 15	33 \pm 7	46
	PromptWizard	563 \pm 36	1106 \pm 265	863 \pm 400	544 \pm 173	613 \pm 33	738
	EvoPromptGA	33\pm 2	30\pm 1	28\pm 2	28\pm 2	32 \pm 2	29
	CAPO (ours)	161 \pm 85	110 \pm 46	158 \pm 12	481 \pm 113	83 \pm 22	199
Qwen2.5-32B	Initial	33 \pm 5	35\pm 6	31\pm 8	29 \pm 7	30\pm 5	32
	OPRO	38 \pm 5	37 \pm 8	33 \pm 5	27 \pm 2	51 \pm 14	37
	PromptWizard	677 \pm 517	753 \pm 541	297 \pm 22	698 \pm 392	337 \pm 32	552
	EvoPromptGA	37\pm 4	35\pm 6	35 \pm 5	25\pm 6	40 \pm 9	34
	CAPO (ours)	187 \pm 28	116 \pm 56	158 \pm 13	230 \pm 89	105 \pm 49	159
Mistral-Small-24B	Initial	33 \pm 5	35\pm 6	31 \pm 8	29 \pm 7	30\pm 5	32
	OPRO	29\pm 2	44 \pm 7	26\pm 0	32 \pm 10	36 \pm 5	33
	PromptWizard	1027 \pm 246	544 \pm 214	701 \pm 297	579 \pm 112	1139 \pm 188	798
	EvoPromptGA	29\pm 2	39 \pm 9	26\pm 1	20\pm 1	31 \pm 2	29
	CAPO (ours)	142 \pm 21	153 \pm 78	138 \pm 39	286 \pm 24	76 \pm 27	159

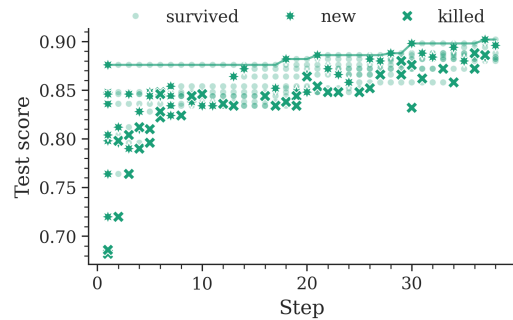
J.4 Population Survival Analysis

Figure 11 shows how the population evolves over multiple steps for two examples with different models and datasets. The visualization tracks test performance for all population members, distinguishing between surviving prompts, newly proposed candidates, and eliminated (killed) prompts in each step.

In the early optimization phases, we observe the generation of relatively low-performing prompts, which the algorithm correctly eliminates. As optimization progresses, the quality of newly proposed prompts gradually improves. Since the algorithm does its selection based on the development set scores it can happen that a prompt, which would have performed better on the test set, gets eliminated (cf. Figure 11a).



(a) Mistral-Small-24B on SST-5.



(b) Qwen2.5-32B on Subj.

Figure 11: Test scores of all population members over steps of default CAPO for one seed (42). Every time a prompt is newly proposed or gets killed this is indicated by a special marker. The line at the upper end shows the progression of the current best prompt.

K Further Ablation Results

K.1 Optimization Curves from Ablation Studies

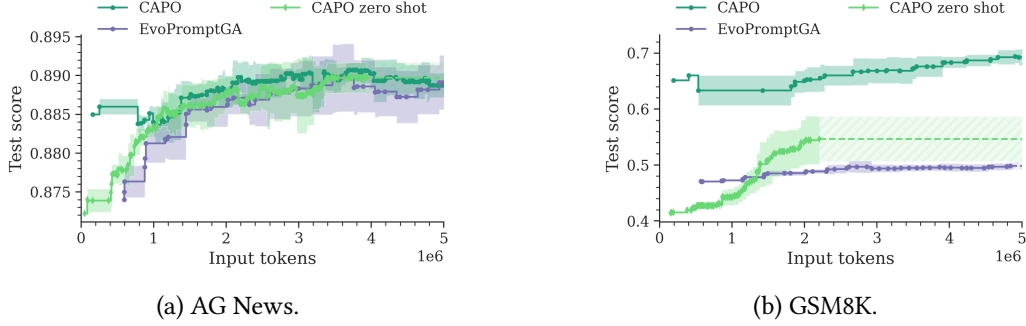


Figure 12: Population mean test scores over input tokens with Llama-3.3-70B. We compare CAPO with no few-shot included to the default CAPO and EvoPromptGA.

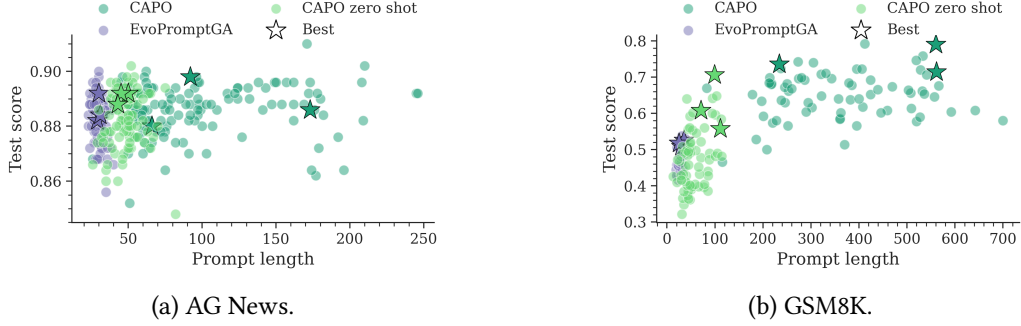


Figure 13: Test score vs. prompt length for every prompt with Llama-3.3-70B. A star marks the final selected prompt per seed (best performing from last step based on available dev scores). Prompt length includes both the number of tokens in the system prompt and (user) prompt. We compare CAPO with no few-shot included to the default CAPO and EvoPromptGA.

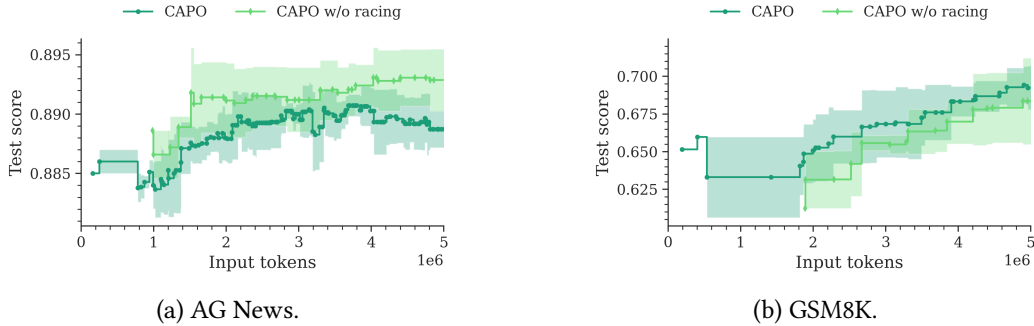


Figure 14: Population mean test scores over input tokens with Llama-3.3-70B. We compare CAPO without racing (one block with $b = |\mathcal{D}_{\text{dev}}|$) with the default CAPO.

For all plots of the mean test scores over input tokens it holds that mean and standard deviations are computed across seeds. If an algorithm run terminates early, we continue the curve with a dashed horizontal line and hatched area.

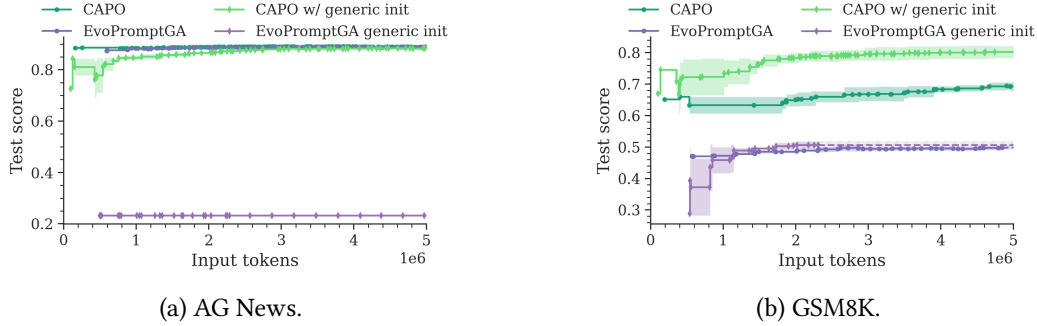


Figure 15: Population mean test scores over input tokens with Llama-3.3-70B. CAPO and EvoPromptGA started with generic, task-unspecific prompts (cf. Appendix H.1).

K.2 Impact of Racing

In Figure 16, we compare the required input token budget per step for CAPO (w/ racing), CAPO w/o racing, and EvoPromptGA on AG News with Llama-3.3-70B. All three optimizers require a large number of tokens in the first step. This is due to the additional evaluation of initial prompts on top of the candidates of the first step. Both EvoPromptGA and CAPO w/o racing remain at a constant rate afterwards. While CAPO w/o racing benefits from the prompt-evaluation-cache but suffers from long prompts potentially including few-shots, EvoPromptGA has short prompts but no cache. Both effects seem to cancel out and the required input tokens stay at a constant rate of about 250k input tokens per step, allowing for roughly 19 optimization steps. In contrast, the CAPO budget requirement is already low at the beginning, as it does not necessarily need to evaluate the candidates on the entire dev set, terminating poor candidates early through racing. The required budget decreases further after 3 steps and stays roughly constant with small fluctuations around 100k tokens per step, allowing for over 70 steps with the same budget. These observations underscore the benefits of racing in terms of cost-efficiency.

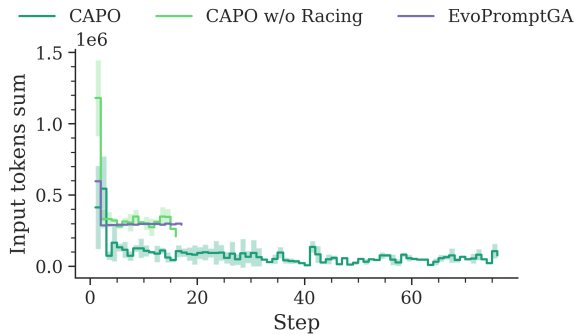


Figure 16: Sum of input tokens required per optimization step of Llama-3.3-70B on AG News. Mean and standard deviations are computed across seeds. We compare default CAPO, EvoPromptGA and CAPO without racing.

This conclusion is further supported by Table 18, where we compare the actual block evaluations required for CAPO with racing to the theoretical evaluations required if each prompt had been evaluated on all blocks. In the example of Figure 16, we save around 50% of evaluations. On average we save 44% of evaluations over all datasets and models.

Table 18: Saved block evaluations per model and dataset (in %) by using racing in CAPO, averaged over seeds.

Dataset	Model	w/ racing	w/o racing	savings (%)
AG News	Llama-3.3-70B	929.0	1886.7	50.76
	Mistral-Small-24B	608.3	1356.7	55.16
	Qwen2.5-32B	707.0	1310.0	46.03
COPA	Llama-3.3-70B	804.7	1690.0	52.39
	Mistral-Small-24B	754.7	1273.3	40.73
	Qwen2.5-32B	948.7	1566.7	39.45
GSM8K	Llama-3.3-70B	317.7	630.0	49.58
	Mistral-Small-24B	314.0	456.7	31.24
	Qwen2.5-32B	376.7	633.3	40.53
SST-5	Llama-3.3-70B	832.7	1316.7	36.76
	Mistral-Small-24B	703.3	1093.3	35.67
	Qwen2.5-32B	836.3	1070.0	21.84
Subj	Llama-3.3-70B	648.3	1566.7	58.62
	Mistral-Small-24B	625.0	1260.0	50.40
	Qwen2.5-32B	672.7	1360.0	50.54
\emptyset		671.9	1231.3	43.98

K.3 Influence of Meta-Prompt Simplification and Task Descriptions

To investigate the influence of our meta-prompt simplification, we perform an additional experiment with EvoPromptGA using our simplified CAPO meta-prompts, including a task description. Since EvoPromptGA uses only a single meta-prompt and LLM call to perform both cross-over and mutation, we combine our CAPO cross-over and mutation prompt into a single meta-prompt. For details, we refer to Appendix F. In Figure 17, we compare optimization curves for standard EvoPromptGA and EvoPromptGA with our simplified template. We observe that performance with our simplified template is slightly worse compared to the original template. Nonetheless, it is important to mention that our templates are substantially shorter in terms of number of tokens. Thus, this experiment indicates that the choice of the meta-prompt template is also a trade-off between performance and cost.

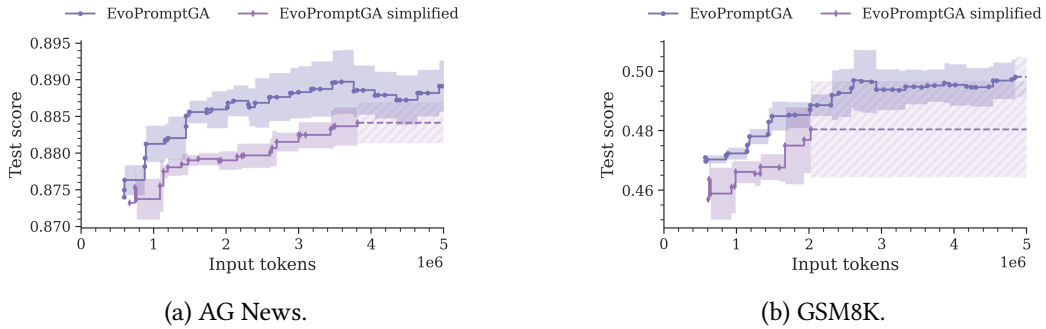


Figure 17: Population mean test scores over input tokens with Llama-3.3-70B. Mean and standard deviations are computed across seeds. We compare the performance of EvoPromptGA with default meta-prompts (Guo et al., 2024) to EvoPromptGA with our combined CAPO meta-prompts.