

# Non-Uniform Class-Wise Coreset Selection: Characterizing Category Difficulty for Data-Efficient Transfer Learning

Hanyu Zhang  
Fudan University  
Shanghai, China  
hanyuzhang24@m.fudan.edu.cn

Zhen Xing  
Fudan University  
Shanghai, China  
xingz20@fudan.edu.cn

Wenxuan Yang  
Fudan University  
Shanghai, China  
wxyang23@m.fudan.edu.cn

Chenxi Ma  
Fudan University  
Shanghai, China  
cxma17@fudan.edu.cn

Weimin Tan  
Fudan University  
Shanghai, China  
wmtan@fudan.edu.cn

Bo Yan  
Fudan University  
Shanghai, China  
byan@fudan.edu.cn

## Abstract

As transfer learning models and datasets grow larger, efficient adaptation and storage optimization have emerged as a pressing need. Coreset selection addresses these issues by identifying and retaining the most informative samples, constructing an efficient subset for target domain training. However, current methods primarily depend on instance-level difficulty assessments, neglecting crucial category-level characteristics and consequently under-representing minority classes. To address this limitation, we propose Non-Uniform Class-Wise Coreset Selection (NUCS), a novel framework that both integrates class-level and instance-level criteria. NUCS automatically allocates data selection budgets for each class based on intrinsic category difficulty and adaptively selects samples within optimal difficulty ranges. By explicitly incorporating category-specific insights, our approach achieves a more balanced and representative coreset, alleviating the shortcomings of prior methods. Comprehensive theoretical analysis validates the rationale behind adaptive budget allocation and sample selection, while extensive experiments across 14 diverse datasets and model architectures demonstrate NUCS’s consistent and significant improvements over state-of-the-art methods, achieving both superior accuracy and computational efficiency. Notably, on datasets such as CIFAR100 and Food101, NUCS matches the accuracy of full-data training while keeping just 30% of the training samples and reducing computation time by 60%. Our work demonstrates the importance of characterizing category difficulty in coreset selection, offering a robust and data-efficient solution for transfer learning applications.

## CCS Concepts

• Theory of computation → Data compression; • Computing methodologies → Transfer learning.

## Keywords

Coreset Selection, Transfer Learning, Image Classification

## 1 Introduction

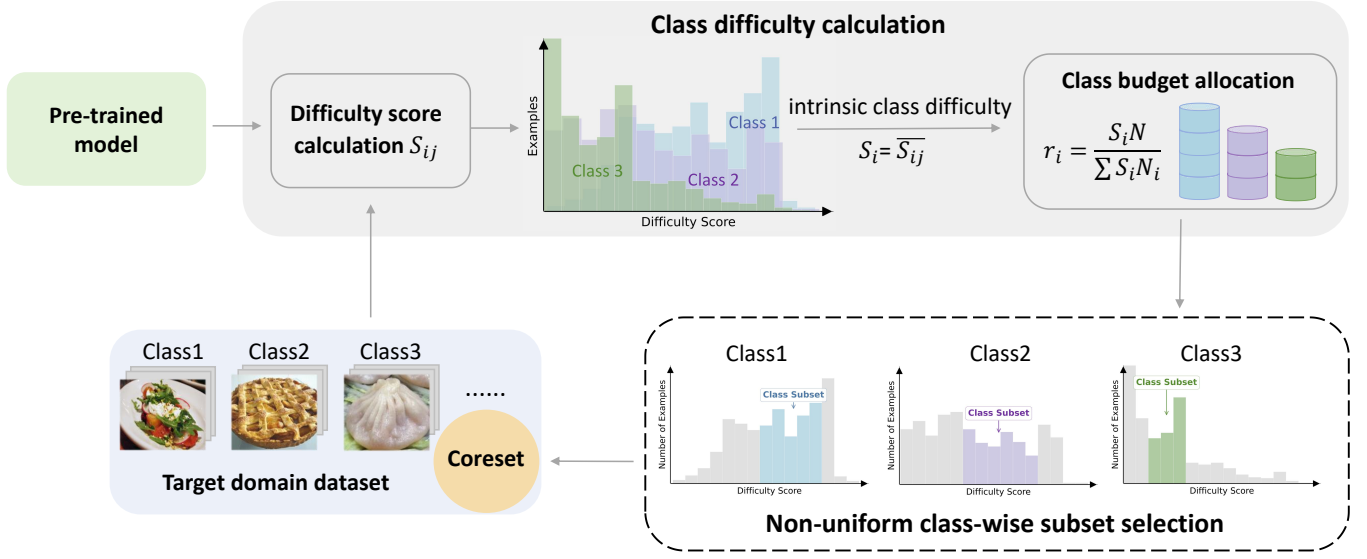
Transfer learning with pre-trained models has demonstrated superior performance over training models from scratch on target datasets [10, 16]. However, the computational and storage requirements for fine-tuning large-scale models or processing voluminous target datasets remain prohibitively expensive. To address these

challenges, coreset selection methods have emerged as a promising solution. These techniques strategically identify a compact yet representative subset of training data, with the objective of preserving model performance while substantially reducing the required training samples [4, 24, 27, 39]. By operating on a reduced dataset, this approach offers potential benefits in both storage cost and training efficiency.

Contemporary coreset selection approaches predominantly follow a two-stage framework: first assessing the difficulty scores of individual data samples, then selecting samples based on these computed metrics [7, 13, 25, 26, 31, 37]. However, existing methods exhibit a critical limitation—they fail to incorporate category information into their selection criteria. This oversight raises concerns regarding both the category-specific attention and the adaptability of current approaches to diverse datasets.

For instance, state-of-the-art coreset selection methods have primarily been evaluated on balanced datasets, where their algorithms systematically exclude the most difficult samples at moderate or high pruning rates [23, 36, 41]. While this strategy shows great effectiveness for balanced distributions, it poses significant risks for imbalanced datasets. Specifically, samples from minority classes are disproportionately likely to be pruned, exacerbating existing class imbalances and ultimately degrading model performance. For example, in a long-tailed variant of CIFAR10 fine-tuned with ResNet18 (pretrained on ImageNet1K), pruning the 20% most difficult samples with the highest EL2N score [25] results in the minority class retaining only 58% of its original samples, while the majority class retains 91%. This substantial discrepancy underscores the necessity of developing more nuanced selection criteria that account for class distribution, thereby enabling coreset selection methods to achieve robust performance across diverse datasets.

In our work, we first establish class-wise coreset selection as a fundamental requirement for achieving robust performance across diverse datasets. Our empirical results show that adaptive budget allocation across classes holds substantial promise for boosting model performance. Building on these findings, we formally introduce the concept of intrinsic class difficulty and provide theoretical justification for our proposed budget allocation strategy. Specifically, we demonstrate that adapting selection budgets according to each class’s intrinsic difficulty leads to superior coreset effectiveness.



**Figure 1: The overview of NUCS.** In transfer learning, NUCS a) calculate difficulty score of target domain data and allocates class-wise selection budgets based on intrinsic category difficulty b) automatically select appropriate difficulty-ranged samples in each category according to allocated class budget. The figure illustrates three representative classes as examples.

We then propose NUCS, a novel approach that focuses on the class-wise quantity selected within the coreset. Our method intelligently allocates the appropriate amount of data to each category, ensuring a more difficulty-balanced selection among all classes. Meanwhile, for each category, we select a continuous range of samples ordered by their difficulty in ascending order and leverage kernel ridge regression (KRR) to automatically identify the optimal window endpoint, thereby adaptively determining the most informative data for each class. We conduct extensive experiments across 8 benchmark datasets spanning multiple domains, evaluating our approach with 3 different model architectures under pruning ratios ranging from 40% to 99%. Our experimental results demonstrate the broad applicability of the proposed NUCS method, which achieves consistently superior performance across datasets with varying class cardinalities (from 10 to 10000 classes) and diverse distribution patterns (including balanced, long-tailed, and extremely imbalanced scenarios). In summary, our contributions are:

- Through rigorous theoretical analysis and extensive empirical validation, we demonstrate the potential advantage of non-uniform class-specific coreset selection and propose a novel class-wise budget allocation strategy that adapts to the intrinsic difficulty of each category.
- We then propose NUCS, a novel coreset selection framework for transfer learning that automatically allocates data selection budgets per class and integrates kernel ridge regression to adaptively select samples within optimal difficulty ranges, ensuring balanced representation and informativeness.
- Through extensive experiments across 14 diverse datasets and model architectures, we demonstrate that NUCS consistently achieves state-of-the-art performance while maintaining remarkable robustness and time efficiency across a wide range of pruning rates.

## 2 Preliminary

### 2.1 Problem Definition

Given a pruning ratio  $\alpha$ , a target labeled dataset  $\mathcal{D} = \{(x_i, y_i)\}_{i=1}^N$ , and a pre-trained model parameterized by  $\theta_S$ , one-shot coreset selection for transfer learning selects a training subset  $\mathcal{D}'$  to maximize the accuracy of model finetuned on  $\mathcal{D}'$ . The optimization problem can be expressed as:

$$\underset{\mathcal{D}' \subseteq \mathcal{D}: \frac{|\mathcal{D}'|}{|\mathcal{D}|} \leq 1-\alpha}{\text{minimize}} \quad \mathbb{E}_{(x,y) \in \mathcal{D}} [l(x, y, \theta_{\mathcal{D}'})] \quad (1)$$

where  $l$  denotes the loss function, and  $\theta_{\mathcal{D}'}$  represents the model parameters after finetuning  $\theta_S$  with  $\mathcal{D}'$ .

### 2.2 Systematic Under-Selection of Minority Classes in Advanced Methods

Current state-of-the-art coreset selection methods rely primarily on instance-level difficulty scores while neglecting class distribution information. To optimize coreset performance, these approaches systematically exclude the most challenging samples—particularly at moderate to high pruning rates [23, 36, 41]. This approach leads to significant under-representation of minority classes when applied to imbalanced datasets. As illustrated in fig. 2, we empirically demonstrate this phenomenon through a quantitative analysis of class-wise selection ratios. Our experiments involve progressively pruning the most difficult samples from a long-tailed CIFAR10 dataset using an ImageNet1K pre-trained ResNet18 model, revealing consistent bias against minority classes in the selection process, and therefore leads to degrading model performance.



**Figure 2: Systematic Under-Selection of Minority Classes in existing advanced coreset solutions. Empirical results on long-tailed CIFAR10 shows the class-wise selection ratio under different pruning rates.**

This fundamental limitation in existing coreset selection methodologies necessitates the implementation of class-specific data selection strategies to explicitly account for inter-class sample quantity and intra-class sample selection.

### 3 Methodology

To perform class-specific data selection, in this section, we first propose that non-uniform selection can outperform uniform allocation, motivating principled budget allocation strategies (section 3.1). We then define intrinsic class difficulty and theoretically demonstrate that non-uniform budget allocation according to intrinsic class difficulty helps (section 3.2). Building upon these theoretical insights and empirical findings, we propose Non-Uniform Class-Wise Coreset Selection (NUCS), a novel method that automatically determines both the appropriate quantity and difficulty distribution of samples to select for each class (section 3.3).

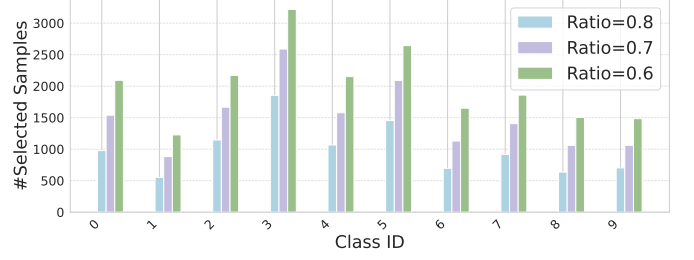
#### 3.1 Class Budget Allocation: Uniform vs Non-Uniform

Adopting class-wise selection introduces a critical allocation challenge: how to appropriately distribute the coreset selection budget across different classes. This raises a fundamental question: Should the strategy employ uniform selection (equal sampling for all classes) or non-uniform selection (class-adaptive sampling ratios)?

To address this question, we first establish the following key observation:

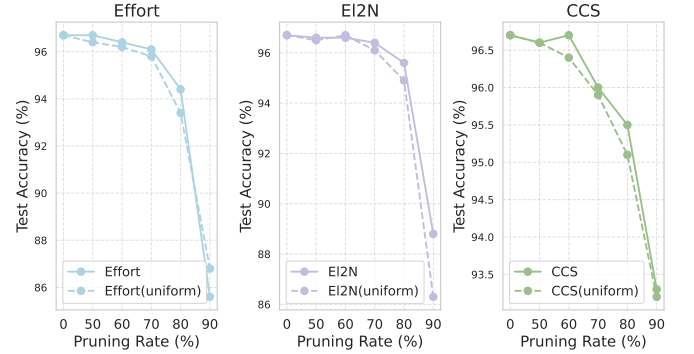
**OBSERVATION 1.** *Non-uniform coreset selection can boost coreset performance.*

Actually, current coreset selection methods implicitly induce nonuniform class distributions by prioritizing samples globally based on difficulty metrics, often leading to substantial disparities in per-class selection ratios. As shown in fig. 3a, applying the



(a)

CIFAR10 Pruning Results

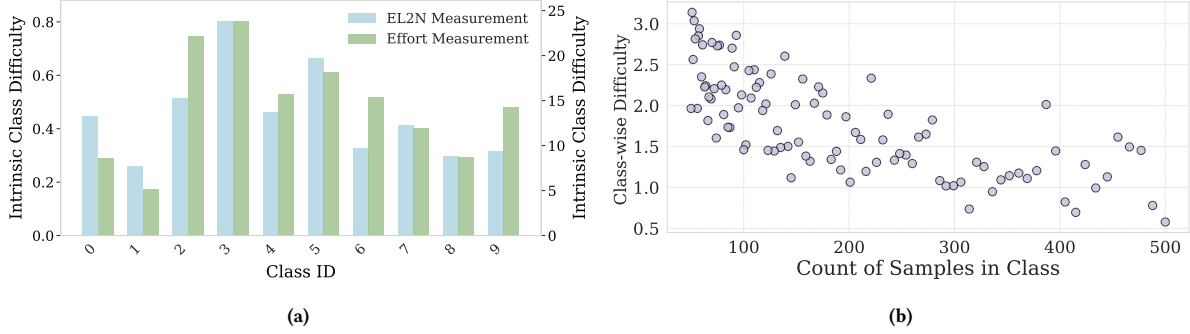


(b)

**Figure 3: Non-uniform selection characteristics in existing coreset selection methods EL2N, Effort and CCS: (a) Distribution of selected samples across classes at various pruning rates using the EL2N method on CIFAR10 Dataset; (b) Performance comparison of EL2N, Effort, and CCS with their class-wise uniform selection variants on CIFAR-10 Dataset.**

EL2N method [25] to CIFAR10 leads to highly imbalanced sample allocations across classes, even when the original dataset is class-balanced. To determine whether this non-uniformity is beneficial, we modify existing methods to enforce explicit class-wise uniformity. Specifically, whereas standard EL2N selects the top- $f\%$  most challenging samples globally, our modified EL2N (uniform) independently selects the top- $f\%$  samples within each class. We generalize this framework to multiple coreset techniques, including hard-sample prioritization methods (EL2N [25], Effort [20]) and advanced approaches like CCS [41], while strictly preserving the original class distribution. The results, illustrated in fig. 3b, demonstrate a consistent trend: across all methods and pruning ratios, uniform class-wise selection underperforms compared to nonuniform strategies. This empirical evidence supports observation 1, suggesting that adaptive per-class selection ratios—even for balanced datasets—are intrinsic to effective coreset construction. The implicit nonuniformity in existing methods may thus reflect an inherent optimization bias rather than an artifact to be corrected.

This observation motivates us to allocate a non-uniform budget across categories to improve selection performance during class-wise sampling. However, determining the optimal budget allocation strategy remains an open challenge.



**Figure 4: Visualization of intrinsic class difficulty in balanced and imbalanced dataset. (a): Intrinsic class difficulty under EL2N and Effort measurements across classes in CIFAR10; (b): Intrinsic class difficulty across classes in long-tailed CIFAR100 (using EL2N measurements). The difficulty level varies significantly across different classes.**

### 3.2 Non-Uniform Budget Allocation with Intrinsic Class Difficulty

Previous studies have empirically demonstrated that neural network learning dynamics exhibits significant class-dependent variations, with the accuracy of different data categories increasing at varying rates during the training process [29, 33, 34]. This phenomenon suggests the existence of intrinsic differences in learning difficulty between different data categories. Here, we provide a quantitative definition of class difficulty, specifically by defining the average difficulty of a class based on the average difficulty score of the data within that class.

**DEFINITION 3.1.** (intrinsic class difficulty). Let  $\{S_{ij}\}_{i=1}^{N_j}$  denote the difficulty scores of instances in class  $j$  from the target domain dataset, computed by a specific measurement method, and let  $f(\cdot)$  represent the pre-trained model. The intrinsic difficulty of class  $j$  with respect to  $f(\cdot)$  is defined as:

$$S_j = \frac{1}{N_j} \sum_{i=1}^{N_j} S_{ij}. \quad (2)$$

Intuitively,  $S_j$  quantifies the intrinsic training difficulty of the  $j$ th class in the target domain for the pre-trained model during the transfer learning process. A higher value of  $S_j$  suggests that the model faces greater challenges to effectively learn the corresponding category of data.

We preliminarily illustrate the inter-class difficulty discrepancy for two datasets, as shown in fig. 4. Specifically, fig. 4a presents the intrinsic class difficulty under EL2N [25] and Effort [20] measurements (two widely adopted metrics for quantifying data difficulty) across all classes in the CIFAR10 dataset. The results demonstrate that, under different difficulty measurement methodologies, the learning difficulty of various categories consistently exhibits significant variations. Furthermore, we examined how dataset imbalance relates to inter-class difficulty discrepancies by evaluating intrinsic class difficulty across the long-tailed CIFAR-100. Figure 4b reveals significant variations in difficulty scores between classes, particularly highlighting that sparsely represented classes tend to yield higher difficulty values.

The inherent difficulty variation across categories motivates our non-uniform budget allocation strategy. We formalize this as:

**PROPOSITION 1.** *Strategically allocating a higher selection ratio to classes with greater difficulty and a lower selection ratio to classes with reduced difficulty can optimize the effectiveness of the selected coreset.*

**Theoretical analysis.** In the following part, we derive a theoretical analysis by extending a toy example of binary classification introduced by [32]. Consider a balanced dataset consisting of two classes,  $C_0$  and  $C_1$ , each containing  $N$  data points. Let  $f$  denote the overall data selection ratio, and let  $f_0$  and  $f_1$  represent the data selection ratios for  $C_0$  and  $C_1$ , respectively. We have  $f_0 + f_1 = 2f$ . The selected subset of each class is assumed to follow a Gaussian distribution, where  $p_0 \sim \mathcal{N}(\mu_0, \delta_0)$  for  $C_0$  and  $p_1 \sim \mathcal{N}(\mu_1, \delta_1)$  for  $C_1$ . Without loss of generality, we assume  $\mu_0 < \mu_1$ . We adopt a linear decision rule defined as  $\hat{y}_t(x) = 1_{\{x > t\}}$ , where a data point  $x$  is classified as  $C_0$  if  $x \leq t$  and as  $C_1$  if  $x > t$ . In this framework, the class with higher variance ( $C_1$ ) is considered easier to predict correctly, while the class with lower variance ( $C_0$ ) is regarded as more challenging.

Assume that the fitting error during the training process is positively correlated with the amount of training data, then the classification accuracy for class  $C_1$  and  $C_2$  follows:

$$Acc_1(t) = c f_0 \left( 1 - \Phi \left( \frac{\mu_0 - t}{\sigma_0} \right) \right), \quad Acc_2(t) = c f_1 \left( 1 - \Phi \left( \frac{t - \mu_1}{\sigma_1} \right) \right) \quad (3)$$

where  $c$  is a related additional parameter that controls the influence of the training error and is treated as a constant for simplicity. The average training classification accuracy across the two classes is given by

$$Acc_{ave}(t, f_0) = c \left( f - f_0 \Phi \left( \frac{\mu_0 - t}{\sigma_0} \right) - (2f - f_0) \Phi \left( \frac{t - \mu_1}{\sigma_1} \right) \right). \quad (4)$$

The optimal data selecting ratio satisfying  $\frac{\partial Acc_{ave}}{\partial t} = \frac{\partial Acc_{ave}}{\partial f_0} = 0$ , then immediately yields:

$$\begin{cases} \Phi \left( \frac{\mu_0 - t}{\sigma_0} \right) = \Phi \left( \frac{t - \mu_1}{\sigma_1} \right) \\ \frac{f_0}{\delta_0} \Phi' \left( \frac{\mu_0 - t}{\sigma_0} \right) = \frac{f_1}{\delta_1} \Phi' \left( \frac{t - \mu_1}{\sigma_1} \right) \end{cases} \quad (5)$$



Solving this system of equations, we get the optimal relationship between  $f_1$  and  $f_2$  as:

$$f_0 = \frac{\delta_0}{\delta_1} f_1. \quad (6)$$

Notably,  $\frac{\delta_0}{\delta_1}$  reflects the proportion of the intrinsic difficulty of each class, indicating that the class with higher difficulty should adopt a higher data selection ratio  $f$  to achieve optimal performance.

### 3.3 NUCS: Non-Uniform Class-Wise Coreset Selection

Given a pre-trained feature extractor  $f$ , a target domain dataset  $\mathbf{D} = \{(x_i, y_i)\}_{i=1}^N$  for  $Y$ -way classification, and a pruning rate  $\alpha$ , we define  $N_i$  as the initial sample count for class  $i$ , so  $N = \sum_{i=1}^Y N_i$ . The proposed Non-Uniform Class-Wise Coreset Selection (NUCS) framework is designed to strategically select both the appropriate selection ratio and the most representative data samples for each category in  $\mathbf{D}$ . The framework consists of three core components: (a) class-wise sample budget allocation, which determines the number of samples to retain for each class; (b) window-based class subset selection, which identifies representative samples within each class by leveraging a sliding window mechanism; and (c) optimal window subset endpoint determination, which employs kernel ridge regression (KRR) approximation to dynamically determine the optimal stopping point for the window selection process.

**Class-wise sample budgets allocation.** First, we fine-tune the pre-trained model on the target dataset  $\mathbf{D}$  for a few epochs and compute the difficulty scores  $\{S_i\}_{i=1}^N$  for individual data samples based on their training performance. In our experiments, we employ the EL2N score [25] as a measure of learning difficulty for individual samples. The EL2N score for a sample  $x_i$  is formally defined as:

$$S_i = \mathbb{E} \|p(\mathbf{w}_t, x_i) - y_i\|_2, \quad (7)$$

where  $p(\mathbf{w}_t, x_i)$  represents the model's predicted probability distribution given parameters  $\mathbf{w}_t$  and input  $x_i$ ,  $y_i$  denotes the corresponding ground-truth one-hot label, and the expectation  $\mathbb{E}$  is taken over multiple checkpoints during the fine-tuning process. The EL2N score effectively quantifies the model's prediction error throughout the learning process, with higher scores indicating greater learning difficulty for the pre-trained model. Previous work has demonstrated that this metric serves as a robust and efficient metric for assessing sample difficulty after just a few training epochs.

Subsequently, we aggregate these sample-level scores to derive the intrinsic class difficulty  $S_i$  for each class, following the methodology detailed in Section 3.1. Building upon our theoretical analysis in section 3.2, we determine the data selection ratio  $r_i$  for class  $i$  as  $r_i = \frac{(1-\alpha)S_i}{T}$ , where  $T = \frac{N}{\sum_{i=1}^Y S_i N_i}$  is a normalization factor to maintain the overall data pruning ratio at  $\alpha$ . This formulation ensures that the selection ratio of samples for each class is positively correlated with its relative difficulty, thereby giving greater attention to more challenging classes.

**Window-based intra-class coreset selection.** For coreset selection within each class, we adopt the window selection methodology proposed in [5]. Specifically, samples from each class are sorted in ascending order based on their difficulty scores  $\{S_i\}_{i=1}^N$ , and a continuous interval of samples is selected from the range  $[k-r, k]\%$ .

---

#### Algorithm 1 NUCS: Non-Uniform Class-Wise Coreset Selection

---

- 1: **Input:** Pretrained feature extractor  $f(\cdot)$ , target domain dataset  $\mathbf{D} = \{(x_i, y_i)\}_{i=1}^N$  with  $Y$  classes, pruning rate  $\alpha$ , output head  $g(\cdot)$ .
  - 2: Extract feature-label pairs of the samples  $\{(f_i, y_i) | f_i = f(x_i)\}_{i=1}^N$ .
  - 3: Finetune  $f(g(\cdot))$  on  $\mathbf{D}$  for a few epochs to calculate samples' difficulty score  $S_{ij}$  and the intrinsic class difficulty  $\{S_i | S_i = \frac{1}{N_i} \sum_{k=1}^{N_i} S_{ki}\}_{i=1}^Y$ .
  - 4: **for**  $k \in \{0, t, 2t, \dots, 1\}$  **do**
  - 5:    $C_k \leftarrow \emptyset$ .
  - 6:   **for** each class  $j$  with  $N_j$  samples **do**
  - 7:     Sort the class samples in ascending order based on their difficulty scores.
  - 8:     Class selection ratio  $r \leftarrow \frac{(1-\alpha)S_j N_j}{\sum_{i=1}^Y S_i N_i}$ .
  - 9:      $C_w \leftarrow$  Choose continuous intervals of samples within  $[k-r, k]\%$  order.
  - 10:     $C_k \leftarrow C_k \cup C_w$
  - 11:   **end for**
  - 12:   Perform kernel ridge regression (KRR) on feature-label pairs  $\{(f(x_i), y)\}$  of  $C_k$  to obtain parameters  $w_k$ .
  - 13:   Validate  $w_k$  on feature-label pairs of  $\mathbf{D}$ .
  - 14: **end for**
  - 15: Select  $C^*$  from  $\{C_k\}$  that exhibits the highest KRR validation performance.
  - 16: **Output:** Coreset  $C^*$  for finetuning  $f(g(\cdot))$ .
- 

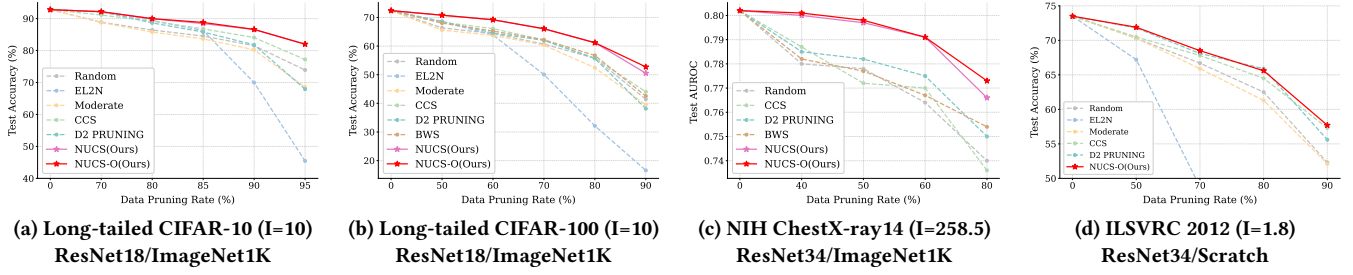
Here,  $r$  denotes the selection ratio for the class, and  $k$  represents the endpoint of the interval. Notably, while the endpoint  $k$  remains fixed across all categories, the selection ratio  $r$  varies for each class, as previously explained.

**Optimal window subset determination.** Previous studies show that selecting more challenging data at lower pruning ratios improves generalization [23, 30, 41], but at higher ratios, retaining only the hardest data harms performance. Thus, the window endpoint  $k$  should adapt: larger  $k$  for lower pruning rates to enhance generalization, and smaller  $k$  for higher rates to maintain balance. While grid search can be employed to identify the optimal  $k$ , this method is computationally intensive and time-consuming. We designate the coreset derived through this approach as NUCS-O. To mitigate this computational burden, we propose leveraging kernel ridge regression (KRR) to automatically estimate the optimal  $k$  in a more efficient manner.

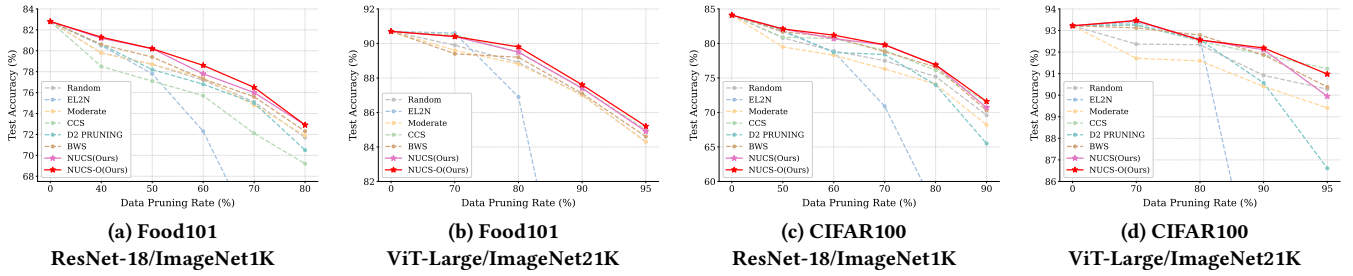
KRR has proven to be highly effective in approximating optimal solutions in data pruning scenarios [5, 19]. Here, we extend this approach to transfer learning, where the number of selected samples differs across various categories. We employ the feature extractor  $f$  to get the embedding vector of each sample  $f_i = f(x_i)$ . For each window subset  $C_k = \{f_i, y_i\}_{i=1}^m$ , we define  $\mathbf{F}_C := [f_1, \dots, f_m]$  and  $\mathbf{y}_C = [y_1, \dots, y_m]$ . The KRR problem is then formulated as:

$$\mathbf{w}_C := \arg \min_{\mathbf{w}} \|\mathbf{y}_C - \mathbf{F}_C^T \mathbf{w}\|_2^2 + \lambda \|\mathbf{w}\|_2^2. \quad (8)$$

The optimal window subset is selected by evaluating the performance of  $w_C$  in classifying the entire training set  $\{(f_i, y_i)\}_{i=1}^N$ . The



**Figure 5: Performance comparison between our proposed method (NUCS and NUCS-O) and other baselines on imbalanced datasets. Experimental results demonstrate consistent and significant improvements across various network architectures and pretraining weights. We also present detailed numerical numbers in appendix B.**



**Figure 6: Performance comparison between our proposed method (NUCS and NUCS-O) and other baselines on balanced datasets with different model architecture and Pre-trained parameters. The evaluation results show that our method achieves better performance than all other baselines at inclusive pruning rates. We also present detailed numerical numbers in appendix B.**

window subset  $C_k$  that achieves the best KRR validation performance is chosen as the final coreset. Here, KRR employs linear fitting to approximate the optimal window subset that would otherwise be obtained through computationally expensive full parameter fine-tuning.

## 4 Evaluation

**Models & Datasets.** To comprehensively evaluate the performance of NUCS, we conducted extensive experiments comparing it against six baseline methods (Random, EL2N, Moderate, CCS, D2 PRUNING, and BWS) across both balanced and imbalanced datasets. Our evaluation framework incorporates diverse model architectures and leverages various pre-trained parameters to ensure the scalability of our approach. For balanced datasets, we use ResNet18 [12] pre-trained on ImageNet1K [9] and ViT-Large[10] pre-trained on ImageNet21K for CIFAR10 and CIFAR100 [18], Food101 [2] and iNaturalist 2021 mini[15]. For imbalanced datasets, we employ ResNet-18 (ImageNet1K) and ViT-Large (ImageNet21K) for long-tailed CIFAR10 and long-tailed CIFAR100 with an imbalance factor  $I = 10$ . Additionally, we adopt ResNet34 for NIH ChestX-ray14 [35] and ILSVRC 2012 [9]. In total, we trained over 500 models for performance comparison. The experimental results demonstrate that NUCS consistently outperforms all baseline methods across different data pruning ratios, maintaining superior performance in both balanced and imbalanced dataset scenarios.

**Baselines.** We compare NUCS with several state-of-the-art coreset selection methods: 1) **Random** selection obtain coreset via random

sampling. 2) **EL2N** [25] select examples with highest EL2N scores, which estimate data difficulty by the  $L_2$  norm of error vectors. 3) **Moderate** [36] select data points with intermediate difficulty, quantified by their feature distance to the class centroid. 4) **CCS** [41] constructs coresets considering both data coverage and importance. 5) **D2 PRUNING** [23] select data considering both difficulty and diversity. 6) **BWS** [5] select data in a choose continuous intervals of samples sorted by difficulty while preserving the portion data in each class.

**Implementation.** The sample difficulty is quantified using the EL2N score, which is computed after fine-tuning the models for pre-determined intervals: specifically, 3 epochs for ResNet18, 2 epochs for ViT-Large on all datasets except iNaturalist 2021 where it uses 3 epochs. To create imbalanced datasets from the originally balanced CIFAR10 and CIFAR100, we follow the approach in [8] by subsampling each class  $k \in [K]$  to retain  $\mu^{k-1}$  of its original size, where  $\mu \in (0, 1)$ . For an initially balanced dataset, this results in an imbalance factor  $I = \mu^{1-K}$ , representing the size ratio between the largest ( $k = 1$ ) and smallest ( $k = K$ ) classes. The test set remains unchanged. During transfer learning, the final layer of the pre-trained model is replaced with a fully connected linear layer. Due to space limits, we include more detailed experimental setting in appendix A.

### 4.1 Corset Performance Comparison

We compare NUCS with other coreset selection methods on both balanced and imbalanced datasets (results in figs. 5 and 6). Notably,

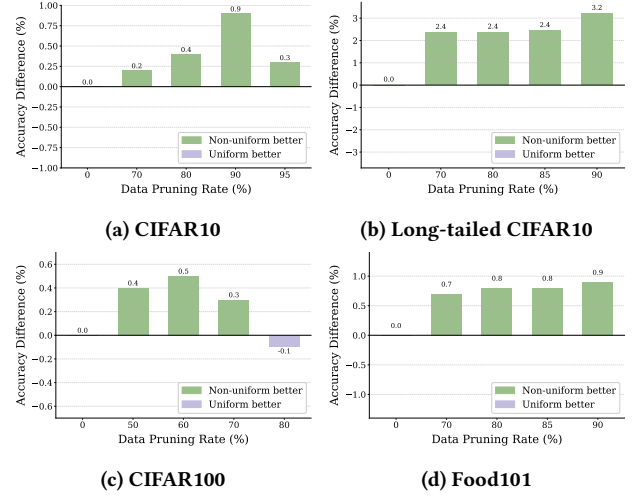
**Table 1: Comparative performance evaluation of our method vs. baselines under different pruning rates on iNaturalist 2021 mini (500K) using ResNet18 (ImageNet1K) and ViT-Large (ImageNet21K).**

Model	Method	0%	40%	60%	70%	80%
ResNet18	Random	44.1	34.5	26.8	21.7	15.4
	CCS	-	34.5	26.5	20.9	14.0
	NUCS	-	<b>35.2</b>	<b>28.7</b>	<b>24.6</b>	<b>18.4</b>
ViT-Large	Random	54.3	54.1	49.0	44.3	36.8
	CCS	-	48.1	39.7	34.5	28.6
	NUCS	-	<b>55.0</b>	<b>51.9</b>	<b>49.7</b>	<b>46.5</b>

some state-of-the-art methods such as CCS [41] and D2 PRUNING [23] require hyperparameter grid search. To ensure a fair comparison, we additionally provide the results of NUCS-O, where the class subset window endpoint  $k$  is determined through grid search (oracle setting), contrasting with our approximation-based kernel ridge regression approach. Due to space limits, here we present only a subset of the dataset results. Please refer to the appendix B for a more comprehensive presentation.

**Evaluation on balanced datasets.** Both NUCS and NUCS-O perform well across all pruning rates, with NUCS achieving highly competitive results and NUCS-O demonstrating the best overall performance on balanced datasets. For large-scale datasets like iNaturalist 2021 mini (containing 500K training images from 10,000 classes; experimental data shown in table 1), conventional methods such as CCS face significant computational challenges due to their requirement for exhaustive hyperparameter grid searches. Following the approach of [20, 40], we implemented CCS with a hard cutoff rate of 0 as a baseline. Our analysis reveals that without meticulous hyperparameter tuning, CCS fails to maintain its effectiveness, even underperforming random selection in some cases. In contrast, our proposed method demonstrates remarkable scalability, maintaining its superior performance even on these challenging large-scale datasets with massive class diversity. For a comprehensive analysis of hyperparameter sensitivity in existing approaches, we refer readers to appendix C.

**Evaluation on imbalanced datasets.** NUCS also demonstrates consistent performance advantages across varying degrees of dataset imbalance. Specifically, in our experiments with imbalance ratios  $I \in \{1.8, 10, 20, 258.5\}$ , NUCS significantly outperforms all existing coreset selection methods, with the performance gap widening as the pruning ratio increases. Specifically, on the long-tailed CIFAR10 dataset with imbalance factor  $I = 10$ , NUCS achieves a 4.8% performance gain over the previous best-performing method at a 95% pruning rate. To further validate its generalizability, we benchmarked NUCS-O against state-of-the-art approaches on ILSVRC-2012 (ImageNet) using ResNet34 trained from scratch. Following [41], we employed the AUM (Average Under Margin) metric, normalizing the values by inverting their scale (converting lower to higher) and ensuring positivity. The results confirm that our proposed method effectively selects appropriate training samples for each class, including in challenging from-scratch training settings.



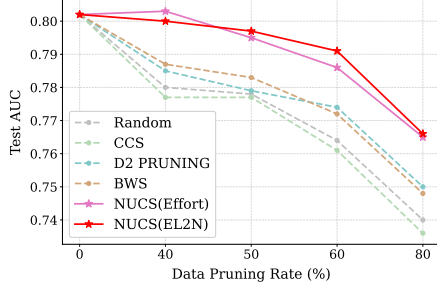
**Figure 7: Ablation study on our proposed non-uniform budget allocation strategy, we conduct experiments comparing NUCS-O with NUCS-O(uniform) (a variant with uniform budget allocation). Experiments are performed on four datasets: (a) CIFAR10; (b) Long-tailed CIFAR10( $I=10$ ); (c) CIFAR100; (d) Food101.**

## 4.2 Ablation Study & Discuss

**Effectiveness of proposed non-uniform sample strategy.** To further validate our difficulty-based class budget allocation strategy, we conduct additional experiments comparing NUCS-O with NUCS-O(uniform), where the latter strictly enforces uniform selection ratios across all classes (i.e., the same proportion of samples is selected from each class). Here, we employ NUCS-O instead of NUCS to eliminate potential biases introduced by errors from KRR. Comprehensive experiments are performed on both standard and long-tailed variants of CIFAR10, CIFAR100 and Food101. The results presented in fig. 7 clearly indicate that NUCS-O performs better compared to NUCS-O(uniform) under varying pruning rates. These results demonstrate that our difficulty-based class-wise sampling strategy, as opposed to uniform selection, is highly effective in determining class-wise data budget allocation for both balanced and imbalanced datasets.

**Performance under different sample difficulty measurements.** To comprehensively evaluate the effectiveness of our method under different sample difficulty measurement metrics, we conducted additional experiments using the Effort score [20, 40] on the NIH Chest X-ray 14 dataset. As demonstrated in fig. 8, our method consistently maintains superior performance when employing the Effort score as the difficulty metric. Our framework employs data difficulty measurement in a dual capacity: it simultaneously guides (1) the class-wise distribution of sample quantities and (2) the instance-level selection within each class. Importantly, since different difficulty metrics exhibit certain correlations [30], our method generalizes well across various measurement strategies, ensuring robust performance.

**Time efficiency comparison.** In addition to model performance, computational efficiency represents a critical evaluation metric for



**Figure 8: Comparative performance analysis of NUCS versus baselines across different sample difficulty quantifications (Effort score) on NIH ChestX-ray14, using ResNet34 (ImageNet1K pretrained) architectures.**

**Table 2: Time cost (seconds) on Food101 dataset and iNaturalist 2021 mini dataset on ViT-Large(ImageNet-21K).**

Food101 (75K)					
Pruning rate	0%	70%	80%	90%	95%
All Data	9,413	-	-	-	-
Ours	-	4,103	3,157	2,212	1,741
CCS	-	29,493	20,080	10,668	5,961
iNaturalist 2021 mini (500K)					
Pruning rate	0%	40%	60%	70%	80%
All Data	82,463	-	-	-	-
Ours	-	63,888	46,306	38,599	28,862

coreset selection algorithms in transfer learning. Through comprehensive benchmarking (see table 2), we quantitatively compare three distinct paradigms: (1) conventional full-data training, (2) the current state-of-the-art CCS approach requiring exhaustive hyperparameter grid search, and (3) our proposed method. This evaluation encompasses both the standard Food101 benchmark and a large-scale assessment using the iNaturalist 2021 mini dataset (500K samples). Our results conclusively demonstrate that NUCS achieves substantial computational savings, reducing processing time by 60% on 70% pruning rate compared to full-data training while maintaining competitive accuracy.

## 5 Related Work

### 5.1 Score based Coreset Selection

Score-based coreset selection involves assessing the difficulty of the data in various ways and selecting samples based on this difficulty. Earlier methods primarily focused on selecting the most difficult examples [11, 25, 26, 31] and have shown great performance. However, as highlighted by Sorscher et al. [30], this strategy often results in a significant drop in precision, particularly at high pruning rates. To enhance coreset performance within a constrained selection budget, Xia et al. [36] propose prioritizing data samples of moderate difficulty, quantified as the distance between the data features and the centroid of their respective class’s feature space. Meanwhile, Zheng et al. [41] adopt a stratified sampling strategy based on difficulty levels, following the removal of the most challenging

samples. Additionally, Maharana et al. [23] introduce a comprehensive approach that jointly considers both difficulty and diversity, achieving an optimal balance between these factors through the careful selection of hyperparameters. Choi et al. [5] proposed to select coreset within a continuous intervals of samples sorted by their difficulty, and then choose the best window subset through automatic parameter optimization process.

### 5.2 Class-Wise Sample Quantity in Coreset

Existing coreset selection methods typically perform global selection across all categories without considering class-specific characteristics [11, 23, 25, 31, 36, 41]. These selection methods inadvertently caused an imbalance in the number of data choices across different categories. Recent studies have begun to explore the distribution of data selections across different categories. Choi et al. [5] ensures uniform selection from each class by preserving the portion data in each class. Pote et al. [28] provides a preliminary analysis of the distribution of data selections per category when utilizing EL2N and GraND scores to identify the most challenging samples. To address the potential classification bias introduced by data pruning, Vysogorets et al. [32] introduces a method that adjusts the number of selections per category based on classification precision. However, this approach may result in a compromise in overall accuracy.

### 5.3 Data Pruning for Transfer Learning

Transfer learning endeavors to leverage the knowledge acquired from source tasks in order to enhance the learning efficiency or performance of the target task. While recent studies have investigated data pruning methods in transfer learning contexts [17, 19, 38], our work specifically targets data pruning optimization for the target domain. Sorscher et al. [30] demonstrate that pre-trained models enable significantly more aggressive data pruning by prioritizing hard examples during the fine-tuning of the CIFAR-10 dataset, where the model was pre-trained on ImageNet. The efficacy of pre-trained models for data pruning has also been extensively explored across various domains. For instance, Chen et al. [3] extends this paradigm by dynamically selecting both the simplest and most challenging data during the fine-tuning process of supervised learning for molecular models. Furthermore, Zhang et al. [40], Bi et al. [1], Liu et al. [21] and Lin et al. [20] use coreset selection methods adapted to the specific task to fine-tune large language models (LLMs) and recommendation systems, respectively.

## 6 Conclusion

In this paper, we identify and analyze the limitations of existing coreset selection methods in overlooking critical category-level information. To address this issue, we propose Non-Uniform Class-Wise Coreset Selection (NUCS), a novel strategy that automatically determines class-specific data selection budgets based on intrinsic category difficulty and adaptively selects samples within optimal difficulty ranges. Through comprehensive evaluations across diverse datasets and neural architectures, we demonstrate the superior performance of our proposed NUCS strategy.



## References

- [1] Jinhe Bi, Yifan Wang, Danqi Yan, Xun Xiao, Artur Hecker, Volker Tresp, and Yunpu Ma. 2025. PRISM: Self-Pruning Intrinsic Selection Method for Training-Free Multimodal Data Selection. *arXiv preprint arXiv:2502.12119* (2025).
- [2] Lukas Bossard, Matthieu Guillaumin, and Luc Van Gool. 2014. Food-101 – Mining Discriminative Components with Random Forests. In *European Conference on Computer Vision*.
- [3] Dingshuo Chen, Zhixun Li, Yuyan Ni, Guibin Zhang, Ding Wang, Qiang Liu, Shu Wu, Jeffrey Xu Yu, and Liang Wang. 2024. Beyond efficiency: Molecular data pruning for enhanced generalization. *arXiv preprint arXiv:2409.01081* (2024).
- [4] Yutian Chen, Max Welling, and Alex Smola. 2010. Super-samples from kernel herding. In *Proceedings of the Twenty-Sixth Conference on Uncertainty in Artificial Intelligence*. 109–116.
- [5] Hoyong Choi, Nohyun Ki, and Hye Won Chung. [n. d.]. BWS: Best Window Selection Based on Sample Scores for Data Pruning across Broad Ranges. In *Forty-first International Conference on Machine Learning*.
- [6] Joseph Paul Cohen, Mohammad Hashir, Rupert Brooks, and Hadrien Bertrand. 2020. On the limits of cross-domain generalization in automated X-ray prediction. In *Medical Imaging with Deep Learning*. PMLR, 136–155.
- [7] Cody Coleman, Christopher Yeh, Stephen Mussmann, Baharan Mirzasoleiman, Peter Bailis, Percy Liang, Jure Leskovec, and Matei Zaharia. 2020. Selection via Proxy: Efficient Data Selection for Deep Learning. In *International Conference on Learning Representations*. <https://openreview.net/forum?id=HJg2b0VYDr>
- [8] Yin Cui, Menglin Jia, Tsung-Yi Lin, Yang Song, and Serge Belongie. 2019. Class-balanced loss based on effective number of samples. In *Proceedings of the IEEE/CVF conference on computer vision and pattern recognition*. 9268–9277.
- [9] Jia Deng, Wei Dong, Richard Socher, Li-Jia Li, Kai Li, and Li Fei-Fei. 2009. Imagenet: A large-scale hierarchical image database. In *2009 IEEE conference on computer vision and pattern recognition*. Ieee, 248–255.
- [10] Alexey Dosovitskiy, Lucas Beyer, Alexander Kolesnikov, Dirk Weissenborn, Xiaohua Zhai, Thomas Unterthiner, Mostafa Dehghani, Matthias Minderer, G Heigold, S Gelly, et al. 2020. An Image is Worth 16x16 Words: Transformers for Image Recognition at Scale. In *International Conference on Learning Representations*.
- [11] Vitaly Feldman and Chiyuan Zhang. 2020. What neural networks memorize and why: Discovering the long tail via influence estimation. *Advances in Neural Information Processing Systems* 33 (2020), 2881–2891.
- [12] Kaiming He, Xiangyu Zhang, Shaoqing Ren, and Jian Sun. 2016. Deep residual learning for image recognition. In *Proceedings of the IEEE conference on computer vision and pattern recognition*. 770–778.
- [13] Yuxin Hong, Xiao Zhang, Xin Zhang, and Joey Tianyi Zhou. 2024. Evolution-aware VAriance (EVA) Coreset Selection for Medical Image Classification. In *Proceedings of the 32nd ACM International Conference on Multimedia*. 301–310.
- [14] Edward J Hu, Yelong Shen, Phillip Wallis, Zeyuan Allen-Zhu, Yuanzhi Li, Shean Wang, Lu Wang, and Weizhu Chen. 2022. LoRA: Low-Rank Adaptation of Large Language Models. In *International Conference on Learning Representations*. <https://openreview.net/forum?id=nZeVKeeFYf9>
- [15] iNaturalist Team. 2021. iNaturalist 2021 Competition Dataset. [https://github.com/visipedia/inat\\_comp](https://github.com/visipedia/inat_comp).
- [16] Berivan Isik, Natalia Ponomareva, Hussein Hazimeh, Dimitris Paparas, Sergei Vassilvitskii, and Sanmi Koyejo. 2024. Scaling laws for downstream task performance of large language models. In *ICLR 2024 Workshop on Mathematical and Empirical Understanding of Foundation Models*.
- [17] Siddharth Joshi and Baharan Mirzasoleiman. 2023. Data-efficient contrastive self-supervised learning: Most beneficial examples for supervised learning contribute the least. In *International conference on machine learning*. PMLR, 15356–15370.
- [18] Alex Krizhevsky et al. 2009. Learning multiple layers of features from tiny images. (2009).
- [19] Dong Bok Lee, Seanie Lee, Joonho Ko, Kenji Kawaguchi, Juho Lee, and Sung Ju Hwang. 2024. Self-Supervised Dataset Distillation for Transfer Learning. In *Proceedings of the 12th International Conference on Learning Representations*.
- [20] Xinyu Lin, Wenjie Wang, Yongqi Li, Shuo Yang, Fuli Feng, Yinwei Wei, and Tat-Seng Chua. 2024. Data-efficient Fine-tuning for LLM-based Recommendation. In *Proceedings of the 47th International ACM SIGIR Conference on Research and Development in Information Retrieval*. 365–374.
- [21] Zikang Liu, Kun Zhou, Wayne Xin Zhao, Dawei Gao, Yaliang Li, and Ji-Rong Wen. 2024. Less is More: High-value Data Selection for Visual Instruction Tuning. *arXiv preprint arXiv:2403.09559* (2024).
- [22] Ilya Loshchilov and Frank Hutter. 2017. SGDR: Stochastic Gradient Descent with Warm Restarts. In *International Conference on Learning Representations*.
- [23] Adyasha Maharana, Prateek Yadav, and Mohit Bansal. 2023. D2 pruning: Message passing for balancing diversity and difficulty in data pruning. *arXiv preprint arXiv:2310.07931* (2023).
- [24] Baharan Mirzasoleiman, Jeff Bilmes, and Jure Leskovec. 2020. Coresets for data-efficient training of machine learning models. In *International Conference on Machine Learning*. PMLR, 6950–6960.
- [25] Mansheej Paul, Surya Ganguli, and Gintare Karolina Dziugaite. 2021. Deep learning on a data diet: Finding important examples early in training. *Advances in neural information processing systems* 34 (2021), 20596–20607.
- [26] Geoff Pleiss, Tianyi Zhang, Ethan Elenberg, and Kilian Q Weinberger. 2020. Identifying mislabeled data using the area under the margin ranking. *Advances in Neural Information Processing Systems* 33 (2020), 17044–17056.
- [27] Omead Pooladzandi, David Davini, and Baharan Mirzasoleiman. 2022. Adaptive second order coresets for data-efficient machine learning. In *International Conference on Machine Learning*. PMLR, 17848–17869.
- [28] Tejas Pote, Mohammed Adnan, Yigit Yargic, and Yani Ioannou. 2023. Classification bias on a data diet. In *Conference on Parsimony and Learning (Recent Spotlight Track)*.
- [29] Nasim Rahaman, Aristide Baratin, Devansh Arpit, Felix Draxler, Min Lin, Fred Hamprecht, Yoshua Bengio, and Aaron Courville. 2019. On the spectral bias of neural networks. In *International conference on machine learning*. PMLR, 5301–5310.
- [30] Ben Sorscher, Robert Geirhos, Shashank Shekhar, Surya Ganguli, and Ari Morcos. 2022. Beyond neural scaling laws: beating power law scaling via data pruning. *Advances in Neural Information Processing Systems* 35 (2022), 19523–19536.
- [31] Mariya Toneva, Alessandro Sordani, Remi Tachet des Combes, Adam Trischler, Yoshua Bengio, and Geoffrey J Gordon. [n. d.]. An Empirical Study of Example Forgetting during Deep Neural Network Learning. In *International Conference on Learning Representations*.
- [32] Artem M Vysogorets, Kartik Ahuja, and Julia Kempe. [n. d.]. DRoP: Distributionally Robust Data Pruning. In *The Thirteenth International Conference on Learning Representations*.
- [33] Shunxin Wang, Raymond Veldhuis, Christoph Brune, and Nicola Strisciuglio. 2022. Frequency shortcut learning in neural networks. In *36th Annual Conference on Neural Information Processing Systems, NeurIPS 2022: Connecting Methods and Applications*.
- [34] Shunxin Wang, Raymond Veldhuis, Christoph Brune, and Nicola Strisciuglio. 2023. What do neural networks learn in image classification? a frequency shortcut perspective. In *Proceedings of the IEEE/CVF International Conference on Computer Vision*. 1433–1442.
- [35] Xiaosong Wang, Yifan Peng, Le Lu, Zhiyong Lu, Mohammadhadi Bagheri, and Ronald M Summers. 2017. Chestx-ray8: Hospital-scale chest x-ray database and benchmarks on weakly-supervised classification and localization of common thorax diseases. In *Proceedings of the IEEE conference on computer vision and pattern recognition*. 2097–2106.
- [36] Xiaobo Xia, Jiale Liu, Jun Yu, Xu Shen, Bo Han, and Tongliang Liu. 2022. Moderate coreset: A universal method of data selection for real-world data-efficient deep learning. In *The Eleventh International Conference on Learning Representations*.
- [37] Shuo Yang, Zhe Cao, Sheng Guo, Ruiheng Zhang, Ping Luo, Shengping Zhang, and Liqiang Nie. 2024. Mind the boundary: Coreset selection via reconstructing the decision boundary. In *Forty-first International Conference on Machine Learning*.
- [38] Wenxuan Yang, Weimin Tan, Yuqi Sun, and Bo Yan. 2024. A Medical Data-Effective Learning Benchmark for Highly Efficient Pre-training of Foundation Models. In *ACM Multimedia 2024*. <https://openreview.net/forum?id=n10Ax1bixC>
- [39] Yu Yang, Hao Kang, and Baharan Mirzasoleiman. 2023. Towards sustainable learning: Coresets for data-efficient deep learning. In *International Conference on Machine Learning*. PMLR, 39314–39330.
- [40] Xiaoyu Zhang, Juan Zhai, Shiqing Ma, Chao Shen, Tianlin Li, Weipeng Jiang, and Yang Liu. [n. d.]. STAFF: Speculative Coreset Selection for Task-Specific Fine-tuning. In *The Thirteenth International Conference on Learning Representations*.
- [41] Haizhong Zheng, Rui Liu, Fan Lai, and Atul Prakash. [n. d.]. Coverage-centric Coreset Selection for High Pruning Rates. In *The Eleventh International Conference on Learning Representations*.

**Table 1: We compare the testing accuracy of NUCS and NUCS-O against baseline methods and Random selection on CIFAR10, CIFAR100 and Food101 dataset at different pruning rates. The pre-trained model is ViT-Large( ImageNet21K).**

Dataset	Hyperparameter	CIFAR10					CIFAR100					Food101				
		0%	90%	95%	98%	99%	0%	70%	80%	90%	95%	0%	70%	80%	90%	95%
Random	0	98.9	98.7	98.5	98.3	97.8	93.2	92.4	92.2	90.9	90.3	90.7	89.9	88.9	87.0	84.3
EL2N	0	-	98.9	<b>98.8</b>	62.1	31.9	-	93.4	92.6	79.2	49.5	-	<b>90.6</b>	86.9	69.8	46.8
Moderate	0	-	98.9	98.5	<b>98.4</b>	<b>98.1</b>	-	91.7	91.6	90.4	89.4	-	89.6	88.8	87.0	84.3
NUCS (Ours)	0	-	98.9	<b>98.8</b>	98.1	97.8	-	<b>93.5</b>	92.6	92.1	90.0	-	90.4	89.5	87.4	84.9
CCS	1	-	<b>99.0</b>	<b>98.8</b>	<b>98.4</b>	<b>98.1</b>	-	93.3	92.5	91.8	<b>91.2</b>	-	90.5	89.5	87.4	85.0
D2 PRUNING	2	-	98.9	<b>98.8</b>	90.5	51.8	-	93.3	92.6	90.6	86.6	-	90.4	86.8	84.1	63.3
BWS	1	-	98.8	98.7	98.1	97.9	-	93.1	<b>92.8</b>	91.9	90.4	-	89.4	89.2	87.1	84.6
NUCS-O (Ours)	1	-	98.9	<b>98.8</b>	<b>98.4</b>	<b>98.1</b>	-	<b>93.5</b>	92.6	<b>92.2</b>	91.0	-	90.4	<b>89.8</b>	<b>87.6</b>	<b>85.2</b>

**Table 2: We compare the testing accuracy of NUCS and NUCS-O against baseline methods and Random selection on CIFAR10, CIFAR100 and Food101 dataset at different pruning rates. The pre-trained model is ResNet18( ImageNet1K).**

Dataset	CIFAR10						CIFAR100						Food101					
	0%	60%	70%	80%	90%	95%	0%	50%	60%	70%	80%	90%	0%	40%	50%	60%	70%	80%
Random	96.7	95.3	94.9	93.9	92.2	88.8	84.1	80.8	78.9	77.5	75.2	69.6	82.8	79.8	78.7	77.2	75.1	71.7
EL2N	-	96.6	<b>96.4</b>	95.6	88.8	53.9	-	81.7	78.8	70.9	56.1	32.2	-	80.5	77.8	72.3	62.4	46.8
Moderate	-	95.4	95.1	94.2	92.0	88.7	-	79.5	78.3	76.3	74.1	68.2	-	79.8	78.7	77.4	74.8	71.9
NUCS (Ours)	-	96.6	96.0	<b>95.7</b>	93.5	90.0	-	<b>82.1</b>	80.7	<b>79.8</b>	<b>76.9</b>	70.7	-	81.2	<b>80.2</b>	77.8	76.0	<b>72.9</b>
CCS	-	<b>96.7</b>	96.0	95.5	93.3	<b>90.6</b>	-	80.9	80.7	79.0	76.1	71.5	-	78.5	77.1	75.7	72.1	69.2
D2 PRUNING	-	96.6	96.3	95.5	93.2	86.9	-	81.9	78.7	78.4	74.0	65.5	-	80.6	78.2	76.8	75.0	70.5
BWS	-	96.6	96.2	94.9	93.1	87.3	-	81.7	80.9	78.8	76.6	70.3	-	80.6	79.4	77.3	75.6	72.3
NUCS-O (Ours)	-	96.6	<b>96.4</b>	<b>95.7</b>	<b>94.0</b>	90.3	-	<b>82.1</b>	<b>81.2</b>	<b>79.8</b>	<b>76.9</b>	<b>71.6</b>	-	<b>81.3</b>	<b>80.2</b>	<b>78.6</b>	<b>76.5</b>	<b>72.9</b>

## A Detailed Experimental Setting

**Balanced Dataset Benchmarks.** We utilize four benchmark datasets in our experiments: CIFAR10 [18], CIFAR100 [18], Food101 [2], and iNaturalist 2021 Mini [15]. The CIFAR10 dataset contains 60,000 color images evenly distributed across 10 classes, with each class comprising 6,000 images. The dataset is split into 50,000 training images and 10,000 test images. CIFAR100 extends this to 100 fine-grained classes, with each class containing 500 training images and 100 test images. Food101 consists of 101 food categories with a total of 101,000 images. Each category includes 750 training images and 250 manually verified test images. For the iNaturalist 2021 dataset, we use the mini training version which covers 10,000 species. This subset contains 50 training examples per species, totaling 500,000 images. We follow the official training and validation splits provided by each dataset in all our experiments. **Imbalanced Dataset**

**Benchmarks.** In our experiments, we employ long-tailed versions of CIFAR10 and CIFAR100 with different imbalance factors:  $I=10$  for ResNet18 (pretrained on ImageNet1K) and  $I=20$  for ViT-Large (pretrained on ImageNet21K). Additionally, we evaluate our approach on the NIH ChestX-ray14 dataset. For the NIH dataset, we follow the data processing pipeline described in [6], resulting in approximately 30,000 highly imbalanced images. To properly account for label imbalance in NIH, we use the Area Under the Curve (AUC) metric to evaluate performance for each task.

In our experiments, we train the ViT-Large model using the parameter-efficient LoRA technique [14], with batch sizes of 64 for CIFAR10/CIFAR100 and 256 for Food101. After performing grid search for optimal learning rates, we fix the learning rate at  $5e^{-3}$  for both ResNet18 (pretrained on ImageNet1K) and ViT-Large (pretrained on ImageNet21K). For CIFAR10, CIFAR100 and Food-101, we fine-tune ResNet-18 for 30 epochs and ViT-Large for 15 epochs, while extending the training to 40 and 20 epochs respectively for the larger iNaturalist 2021 dataset. We use the SGD optimizer (0.9 momentum and 0.0005 weight decay). The learning rate scheduler is the cosine annealing learning rate scheduler [22] with a 0.0001 minimum learning rate. For ILSVRC 2012 using ResNet34 trained from scratch, we strictly follow [41]’s training settings. All training images are resized to  $224 \times 224$ .

## B Detailed Evaluation Result

In this section, we not only provide detailed data for the datasets presented in the main text but also include additional experimental results. Across all datasets, NUCS achieves comparable accuracy at low pruning rates while outperforming random selection and other baseline coreset methods in terms of accuracy.

Our method achieves outstanding performance on imbalanced datasets, demonstrating significantly better results compared to other baseline approaches. Moreover, it also excels on balanced

**Table 3: We compare the testing accuracy of NUCS against baseline methods and Random selection on Long-Tailed CIFAR10 and CIFAR100 with imbalance factor  $I=10$ . The pre-trained model is ResNet18( ImageNet1K).**

Dataset Pruning Rate	Long-Tailed CIFAR10						Long-Tailed CIFAR100					
	0%	70%	80%	85%	90%	95%	0%	50%	60%	70%	80%	90%
Random	92.8	88.9	86.4	84.5	81.5	73.9	72.4	66.4	64.4	60.7	55.8	41.4
EL2N	-	92.0	89.5	86.2	70.0	45.5	-	68.5	63.9	50.1	32.1	16.6
Moderate	-	88.8	85.8	83.7	80.2	68.6	-	65.6	63.8	60.3	52.4	39.5
CCS	-	91.1	89.2	86.8	84.1	77.2	-	68.3	66.1	62.1	55.8	44.0
D2 PRUNING	-	<b>92.2</b>	88.7	85.8	81.8	67.9	-	68.6	64.6	62.0	55.7	38.2
BWS	-	88.7	79.1	67.5	70.1	77.1	-	68.0	65.3	62.2	56.7	42.5
NUCS	-	<b>92.2</b>	<b>90.0</b>	<b>88.4</b>	<b>86.6</b>	<b>82.0</b>	-	<b>70.8</b>	<b>69.2</b>	<b>66.1</b>	<b>61.2</b>	<b>50.5</b>

**Table 4: We compare the testing accuracy of NUCS against baseline methods and Random selection on Long-Tailed CIFAR10 and CIFAR100 with imbalance factor  $I=20$ . The pre-trained model is ViT-Large( ImageNet21K).**

Dataset Pruning rate	Long-Tailed CIFAR10					Long-Tailed CIFAR100					
	0%	80%	90%	95%	98%	0%	60%	70%	80%	90%	95%
Random	98.2	97.7	96.0	90.5	81.5	90.3	88.6	88.0	85.7	79.6	65.1
EL2N	-	98.4	98.3	58.8	27.8	-	90.4	90.0	86.9	47.2	23.4
Moderate	-	97.3	95.9	93.1	71.4	-	88.0	87.6	85.9	80.2	66.1
CCS	-	98.4	98.1	95.2	85.0	-	90.1	90.1	88.6	83.8	73.4
D2 PRUNING	-	<b>98.6</b>	<b>98.5</b>	<b>98.0</b>	76.3	-	90.2	<b>90.2</b>	87.3	80.7	46.3
BWS	-	97.6	95.5	91.8	78.7	-	88.6	85.4	86.8	81.8	67.5
NUCS (Ours)	-	98.4	98.1	96.1	<b>94.3</b>	-	<b>90.5</b>	90.1	<b>89.8</b>	<b>86.3</b>	<b>82.8</b>

datasets—both NUCS (without hyperparameter) and NUCS-O (with one hyperparameter) deliver superior performance. This highlights the robustness and broad adaptability of our proposed method across diverse data distributions.

### C Comparison with Other Baselines

Recent advanced methods like CCS [41] and D2 PRUNING [23] require careful hyperparameter tuning. Specifically, ccs prunes the hardest  $\beta\%$  of samples, partitions the remaining data into non-overlapping difficulty ranges, and uniformly allocates budgets to each range before selecting samples within the budget. The choice of  $\beta$  significantly impacts CCS, particularly at high pruning rates. For instance, on CIFAR-10, CCS even significantly underperforms with random selection ( $\beta = 0$ ) at 80% and 90% pruning rates. Interestingly, some data-efficient fine-tuning methods for LLMs [20, 40] achieve strong performance even with  $\beta = 0$ . This is attributed to the robust pretraining of LLMs, which mitigates the need for difficulty-based pruning. However, our experiments on iNaturalist 2021 (Table 2 in the main text) demonstrate that smaller models with limited pretraining knowledge do not generalize well under this approach, necessitating  $\beta$ -sensitive tuning. D2 PRUNING is another advanced coreset selection method that jointly considers

both data difficulty and diversity. The method introduces two key hyperparameters: (1) the number of nearest neighbors  $k$ , and (2) the reverse message passing weight  $\gamma_r$ . Both hyperparameters significantly impact the coreset’s performance, requiring extensive search over a wide parameter range. However, this exhaustive search becomes computationally prohibitive when dealing with large-scale datasets or models with substantial parameters.

Recent work by [5] proposed BWS, which addresses hyperparameter sensitivity in coreset selection through kernel ridge regression (KRR) in training-from-scratch scenarios. However, BWS requires multiple fine-tuning epochs to construct an effective feature extractor, introducing additional computational parameters. Therefore in Table 2 we denote the hyperparameter for BWS as 1. In contrast, our NUCS framework eliminates the need for feature extraction fine-tuning, resulting in a truly parameter-free approach.