

Spectral densities of a dispersive dielectric sphere in the modified Langevin noise formalism

Giovanni Miano, Loris Maria Cangemi, and Carlo Forestiere*

*Department of Electrical Engineering and Information Technology,
Università degli Studi di Napoli Federico II, via Claudio 21, Napoli, 80125, Italy*

This paper deals with the spectral densities of a dispersive dielectric object in the framework of macroscopic quantum electrodynamics based on the modified Langevin noise formalism. In this formalism, the electromagnetic field in the presence of a dielectric object has two contributions, one taking into account the polarization current fluctuations of the object and the other taking into account the vacuum field fluctuations scattered by the object. The combined effect of these fields on the dynamics of a quantum emitter can be described by means of two independent continuous bosonic reservoirs, a medium-assisted reservoir and a scattering-assisted reservoir, each described by its own spectral density. Therefore, for initial thermal states of the reservoirs having different temperatures, the common approach based on the dyadic Green function of the dielectric object cannot be employed. We study the interaction of a quantum emitter with these two reservoirs introducing a temperature-dependent effective spectral density of the electromagnetic environment, focusing on the case of a homogeneous dielectric sphere. We derive analytical expressions for the medium-assisted, scattering-assisted, and effective spectral densities in this setting. We then study the dynamics of the quantum emitter for initial thermal states of the two reservoirs, adopting a non-perturbative approach.

I. INTRODUCTION

Harnessing the interaction between electromagnetic fields and matter is of growing importance across diverse areas of physics, from condensed matter physics to quantum optics and information (e.g., [1], [2]). In particular, light-matter interaction in the strong coupling regime enables the precise manipulation of the physical properties of hybrid systems and the preparation of nonclassical states of light [3]. Engineered coupling with electromagnetic resonators in cQED platforms can profoundly alter the radiative properties of quantum emitters (e.g. [4], [3]), regulate photochemical reaction rates (e.g. [5], [6]), and prove as a useful tool to simulate collective phenomena in quantum materials (e.g. [7], [8]). Moreover, thermal effects can play a significant role in determining steady-state properties in these quantum systems (e.g., [7], [9], [10]). The electromagnetic environments in these systems are open, dispersive, and absorbing, characteristics that pose challenges to field quantization. Macroscopic quantum electrodynamics offers a powerful phenomenological framework for quantizing the electromagnetic field in such complex systems, enabling a consistent description of light-matter interaction.

For spatially unbounded dispersive dielectrics, which fill the entire space, quantization can be carried out using the *Langevin noise formalism*, where the electromagnetic field is generated by the noise polarization currents of the dielectric according to the fluctuation-dissipation theorem (e.g. [11], [12], [13], [14]). For finite-size dielectrics, there is an additional contribution arising from the vacuum electromagnetic field fluctuations scattered by the

dielectric that cannot be disregarded (e.g. [15], [16], [17], [18], [19], [20], [21], [22]). The *modified Langevin noise formalism* adds the scattering-assisted electromagnetic field to the medium-assisted electromagnetic field of the original Langevin noise model (e.g. [15], [16], [21]): it includes both the electromagnetic field generated by the medium fluctuations and the vacuum fluctuations on equal footing. The modified Langevin noise formalism has recently been justified starting from a microscopic model and using the Heisenberg picture [23]. Consequently, in the framework of macroscopic quantum electrodynamics, the presence of dispersive dielectric objects of finite size involves the interaction of quantum emitters with two distinct and independent bosonic reservoirs, the medium-assisted reservoir and the scattering-assisted reservoir [24], which describe, respectively, polaritonic and photonic excitations and can initially be in different quantum states.

The interaction of a quantum emitter with a bosonic reservoir initially in the vacuum quantum state depends only on the spectral density of the reservoir, which encodes the densities of the bosonic harmonic oscillators and the coupling between the emitter and the oscillators (e.g. [25], [26], [27]). Recently, it has been shown that the modified Langevin noise formalism retrieves the expression $\mathcal{J}(\omega) = \frac{\omega^2}{\pi \hbar \epsilon_0 c^2} \mathbf{p} \cdot \text{Im} [\mathcal{G}_\omega(\mathbf{r}_a, \mathbf{r}_a)] \cdot \mathbf{p}$ for the spectral density of a dielectric object when both the medium-assisted and scattering-assisted bosonic reservoirs are initially in their vacuum quantum states [21], [24], where $\mathcal{G}_\omega(\mathbf{r}, \mathbf{r})$ is the dyadic Green function of the object, \mathbf{r}_a is the position vector of the emitter, and \mathbf{p} is its transition dipole moment.

In this paper, we analyze the interaction of a quantum emitter with a dispersive dielectric object by applying the modified Langevin noise formalism when the medium-assisted reservoir and the scattering-assisted reservoir are

* carlo.forestiere@unina.it

initially in thermal quantum states at different temperatures, focusing on the case of a homogeneous dielectric sphere. Each reservoir is characterized by a proper spectral density. The medium-assisted spectral density arises exclusively from the medium-assisted electromagnetic field, whereas the scattering-assisted spectral density originates solely from the scattering-assisted electromagnetic field. Simply knowing the dyadic Green function of the dielectric object is not sufficient to know both the spectral densities and hence the dynamics of the emitter. We evaluate analytically the medium-assisted and the scattering-assisted spectral densities of a homogeneous dielectric sphere. We then show that the action of the two baths can be equivalently described by a zero temperature bosonic reservoir with an effective spectral density given by the sum of the temperature-dependent medium-assisted and scattering-assisted spectral densities. Then, exploiting this equivalence, we study the time evolution of a two-level quantum emitter coupled to a dielectric sphere for dispersive electromagnetic environments out of equilibrium using a non-perturbative approach.

The paper is organized as follows. In Section II, we determine the correlation functions of the electromagnetic environment within the framework of the modified Langevin noise formalism. In Section III, we introduce the medium-assisted, scattering-assisted, and effective spectral densities of the dielectric object. In Section IV, we first discuss the behavior of these spectral densities for a homogeneous dielectric sphere; then, we analyze the evolution of a two-level quantum emitter for different scenarios of the initial temperatures of the medium-assisted and scattering-assisted baths, obtained using the matrix product state approach. In Section V, we give a summary and our conclusions.

II. ELECTROMAGNETIC ENVIRONMENT

A quantum emitter interacts with a dielectric object in an unbounded space. We assume that the dielectric is linear, isotropic, and not dispersive in space; the dipole moment operator of the quantum emitter is given by $\hat{\mu}\mathbf{u}$ where $\hat{\mu}$ is the transition dipole moment operator of the emitter and \mathbf{u} is a unit vector that indicates the direction of the dipole moment. We denote by \mathbf{r}_a the position vector of the emitter, by V the region occupied by the dielectric object, and by $\varepsilon_\omega(\mathbf{r})$ its relative permittivity at frequency ω . The electromagnetic environment that surrounds the quantum emitter is made up of both the polarization density field of the dielectric object and the electromagnetic field.

The Hamiltonian of the entire system reads

$$\hat{H} = \hat{H}_A + \hat{H}_E + \hat{H}_I \quad (1)$$

where \hat{H}_A is the bare emitter Hamiltonian, \hat{H}_E is the bare Hamiltonian of the electromagnetic environment and \hat{H}_I

is the interaction Hamiltonian. In the multipolar coupling scheme and within the dipole approximation \hat{H}_I is given by

$$\hat{H}_I = -\hat{\mu}\hat{V}, \quad (2)$$

where

$$\hat{V} = \mathbf{u} \cdot \left[\int_0^\infty d\omega \hat{\mathbf{E}}_\omega(\mathbf{r}_a) + h.c. \right] \quad (3)$$

and $\hat{\mathbf{E}}_\omega(\mathbf{r})$ is the monochromatic component electric field operator.

A. Modified Langevin noise formalism

In the modified Langevin noise formalism [23], the electric field operator $\hat{\mathbf{E}}_\omega(\mathbf{r})$ has two contributions:

$$\hat{\mathbf{E}}_\omega(\mathbf{r}) = \hat{\mathbf{E}}_\omega^{(M)}(\mathbf{r}) + \hat{\mathbf{E}}_\omega^{(S)}(\mathbf{r}). \quad (4)$$

The medium-assisted field $\hat{\mathbf{E}}_\omega^{(M)}$ is generated by the noise polarization currents of the dielectric object, while the scattering-assisted term $\hat{\mathbf{E}}_\omega^{(S)}$ takes into account the vacuum fluctuations scattered by the object.

The monochromatic component of the medium-assisted field $\hat{\mathbf{E}}_\omega^{(M)}$ is given by

$$\hat{\mathbf{E}}_\omega^{(M)}(\mathbf{r}) = \int_V d^3\mathbf{r}' \mathcal{G}_{eq}(\mathbf{r}, \mathbf{r}'; \omega) \cdot \hat{\mathbf{f}}_\omega(\mathbf{r}'), \quad (5)$$

where

$$\mathcal{G}_{eq}(\mathbf{r}, \mathbf{r}'; \omega) = i \frac{\omega^2}{c^2} \sqrt{\frac{\hbar}{\pi \varepsilon_0 \text{Im}[\varepsilon_\omega(\mathbf{r}')]}} \mathcal{G}_\omega(\mathbf{r}, \mathbf{r}'), \quad (6)$$

$\mathcal{G}_\omega(\mathbf{r}, \mathbf{r}')$ is the dyadic Green's function in presence of the polarizable object at frequency ω , $\hat{\mathbf{f}}_\omega(\mathbf{r})$ is the monochromatic component of the bosonic field operator describing the polarization field at frequency ω , whose support is the region V ; ε_0 and c are, respectively, the dielectric permittivity and the velocity of light in vacuum.

The scattering-assisted field is expressed in terms of the scattering modes

$$\mathbf{E}_{\omega\mathbf{n}\nu}(\mathbf{r}) = \sqrt{\frac{\hbar\omega^3}{16\pi^3\varepsilon_0c^3}} \mathbf{F}_{\omega\mathbf{n}\nu}(\mathbf{r}), \quad (7)$$

where $\mathbf{F}_{\omega\mathbf{n}\nu}(\mathbf{r})$ is the solution of equation

$$[\nabla \times \nabla \times - k_\omega^2 \varepsilon_\omega(\mathbf{r})] \mathbf{F}_{\omega\mathbf{n}\nu} = 0 \quad (8)$$

with the boundary condition

$$\mathbf{F}_{\omega\mathbf{n}\nu}(\mathbf{r}) \underset{r \rightarrow \infty}{\approx} e^{ik_\omega \mathbf{r} \cdot \mathbf{n}} \mathbf{e}_{\mathbf{n}\nu}; \quad (9)$$

$k_\omega = \omega/c$, \mathbf{n} is the unit vector along the wave vector $\mathbf{k} = k_\omega \mathbf{n}$ and $\mathbf{e}_{\mathbf{n}1}$, $\mathbf{e}_{\mathbf{n}2}$ are two mutually orthogonal polarization unit vectors that are orthogonal to \mathbf{n} .

The monochromatic component of the scattering-assisted field $\hat{\mathbf{E}}_\omega^{(S)}$ is given by

$$\hat{\mathbf{E}}_\omega^{(S)}(\mathbf{r}) = \oint d\mathbf{o}_\mathbf{n} \sum_\nu \mathbf{E}_{\omega\mathbf{n}\nu}(\mathbf{r}) \hat{g}_{\omega\mathbf{n}\nu}, \quad (10)$$

where $\mathbf{o}_\mathbf{n} = (\theta_\mathbf{n}, \phi_\mathbf{n})$ are the polar angles of the unit vector \mathbf{n} , $d\mathbf{o}_\mathbf{n} = \sin\theta_\mathbf{n} d\theta_\mathbf{n} d\phi_\mathbf{n}$ is the differential of the solid angle and the integration is performed over the whole solid angle with $\theta \in [0, \pi]$ and $\phi \in [0, 2\pi]$. The operator $\hat{g}_{\omega\mathbf{n}\nu}$ is the monochromatic component of the bosonic operator at frequency ω that takes into account the vacuum fluctuations scattered by the dielectric object.

The bare Hamiltonian of the electromagnetic environment is given by

$$\hat{H}_E = \hat{H}_E^{(M)} + \hat{H}_E^{(S)}, \quad (11)$$

where

$$\hat{H}_E^{(M)} = \int_0^\infty d\omega \hbar\omega \int_V d^3\mathbf{r} \hat{\mathbf{f}}_\omega^\dagger(\mathbf{r}) \cdot \hat{\mathbf{f}}_\omega(\mathbf{r}) \quad (12)$$

and

$$\hat{H}_E^{(S)} = \int_0^\infty d\omega \hbar\omega \oint d\mathbf{o}_\mathbf{n} \sum_\nu \hat{g}_{\omega\mathbf{n}\nu}^\dagger \hat{g}_{\omega\mathbf{n}\nu} \quad (13)$$

are, respectively, the contribution of the matter and scattering assisted fields. The interaction Hamiltonian is given by

$$\hat{H}_I = -\hat{\mu} [\hat{V}^{(M)} + \hat{V}^{(S)}] \quad (14)$$

where $\hat{V}^{(M)} = \mathbf{u} \cdot [\int_0^\infty d\omega \hat{\mathbf{E}}_\omega^{(M)}(\mathbf{r}_a) + h.c.]$ and $\hat{V}^{(S)} = \mathbf{u} \cdot [\int_0^\infty d\omega \hat{\mathbf{E}}_\omega^{(S)}(\mathbf{r}_a) + h.c.]$ are, respectively, the contribution of the matter and scattering assisted fields.

The operators $\hat{\mathbf{f}}_\omega^\dagger$ and $\hat{\mathbf{f}}_\omega$ are the creation and annihilation operators of the polaritonic excitations described by the medium-assisted field; the operators $\hat{g}_{\omega\mathbf{n}\nu}^\dagger$ and $\hat{g}_{\omega\mathbf{n}\nu}$ are the creation and annihilation operators of the photonic excitations described by the scattering-assisted field. Any possible commutation relations between them vanishes except the fundamental ones

$$[\hat{\mathbf{f}}_\omega(\mathbf{r}), \hat{\mathbf{f}}_{\omega'}^\dagger(\mathbf{r}')] = \delta(\omega - \omega') \delta(\mathbf{r} - \mathbf{r}'), \quad (15)$$

$$[\hat{g}_{\omega\mathbf{n}\nu}, \hat{g}_{\omega'\mathbf{n}'\nu'}^\dagger] = \delta(\omega - \omega') \delta(\mathbf{o}_\mathbf{n} - \mathbf{o}_{\mathbf{n}'}) \delta_{\nu\nu'}, \quad (16)$$

where $\delta(\mathbf{o}_\mathbf{n} - \mathbf{o}_{\mathbf{n}'}) = \delta(\theta_\mathbf{n} - \theta_{\mathbf{n}'}') \delta(\phi_\mathbf{n} - \phi_{\mathbf{n}'}) / \sin\theta_\mathbf{n}$. These commutation relations, expression 5 and expression 10 guarantee the canonical commutation relations for the electromagnetic field and the matter field [23].

The fundamental integral identity [23]

$$\mathcal{A}_\omega(\mathbf{r}, \mathbf{r}') + \mathcal{B}_\omega(\mathbf{r}, \mathbf{r}') = \frac{\hbar\omega^2}{\pi\epsilon_0 c^2} \text{Im} [\mathcal{G}_\omega(\mathbf{r}, \mathbf{r}')] \quad (17)$$

holds, where

$$\mathcal{A}_\omega(\mathbf{r}, \mathbf{r}') \equiv \int_V d^3\mathbf{r}'' \mathcal{G}_{eq}(\mathbf{r}, \mathbf{r}''; \omega) \cdot \mathcal{G}_{eq}^{*T}(\mathbf{r}', \mathbf{r}''; \omega), \quad (18)$$

and

$$\mathcal{B}_\omega(\mathbf{r}, \mathbf{r}') \equiv \oint d\mathbf{o}_\mathbf{n} \sum_\nu \mathbf{E}_{\omega\mathbf{n}\nu}(\mathbf{r}) \mathbf{E}_{\omega\mathbf{n}\nu}^*(\mathbf{r}'). \quad (19)$$

The number of degree of freedoms of the electromagnetic environment can be reduced by applying the emitter-centered mode approach (e.g. [28], [29]) as in [24]. For the two contributions to the bare Hamiltonian of the electromagnetic environment we obtain (Appendix A)

$$\hat{H}_E^{(M)} = \int_0^\infty d\omega \hbar\omega \hat{A}_\omega^\dagger \hat{A}_\omega, \quad (20)$$

$$\hat{H}_E^{(S)} = \int_0^\infty d\omega \hbar\omega \hat{B}_\omega^\dagger \hat{B}_\omega, \quad (21)$$

where $\{\hat{A}_\omega\}$ and $\{\hat{B}_\omega\}$ are two continuous sets of independent annihilation bosonic operators relevant to the bright modes of the medium-assisted and scattering-assisted electromagnetic fields, i.e., the modes that effectively couple with the emitter. For the two contributions to the interaction operator \hat{V} we obtain

$$\hat{V}^{(M)} = \left[\int_0^\infty d\omega g_S(\omega) \hat{A}_\omega + h.c. \right], \quad (22)$$

$$\hat{V}^{(S)} = \left[\int_0^\infty d\omega g_M(\omega) \hat{B}_\omega + h.c. \right], \quad (23)$$

where

$$g_M(\omega) = \sqrt{\int_V d^3\mathbf{r} \mathbf{u} \cdot [\mathcal{G}_{eq}(\mathbf{r}_a, \mathbf{r}; \omega) \cdot \mathcal{G}_{eq}^{*T}(\mathbf{r}_a, \mathbf{r}; \omega)] \cdot \mathbf{u}}, \quad (24)$$

$$g_S(\omega) = \sqrt{\oint d\mathbf{o}_\mathbf{n} \mathbf{u} \cdot [\sum_\nu \mathbf{E}_{\omega\mathbf{n}\nu}^*(\mathbf{r}_a) \mathbf{E}_{\omega\mathbf{n}\nu}(\mathbf{r}_a)] \cdot \mathbf{u}}. \quad (25)$$

Summarizing, the interaction of a quantum emitter with a dispersive dielectric object can be described by representing the electromagnetic environment through two independent continuous bosonic reservoirs, the medium-assisted bosonic reservoir and the scattering-assisted bosonic reservoir. The function $g_M(\omega)$ characterizes the interaction of the quantum emitter with the medium-assisted reservoir, and the function $g_S(\omega)$ characterizes the interaction with the scattering-assisted reservoir.

B. Correlation functions

For initial product states of the entire system, $\hat{\rho}(0) = \hat{\rho}_{A0} \otimes \hat{\rho}_{E0}^{(M)} \otimes \hat{\rho}_{E0}^{(S)}$, where $\hat{\rho}_{A0}$, $\hat{\rho}_{E0}^{(M)}$ and $\hat{\rho}_{E0}^{(S)}$ are the initial density operators of the emitter, the medium-assisted bosonic reservoir, and the scattering-assisted bosonic reservoir, respectively, and initial thermal states of the reservoirs, the reduced dynamic of the quantum emitter $\rho_A(t) = \text{Tr}_E[\rho(t)]$ depends only on its bare Hamiltonian \hat{H}_A , $\hat{\rho}_{A0}$ and the correlation function of the electromagnetic environment $C(t)$ (e.g. [25], [27]) given by

$$C(t) = \text{Tr}_E \left[\hat{U}_E^\dagger(t) \hat{V} \hat{U}_E(t) \hat{V} \hat{\rho}_{E0} \right], \quad (26)$$

where

$$\hat{U}_E(t) = \exp(-i\hat{H}_E t/\hbar) \quad (27)$$

is the evolution operator of the electromagnetic environment in free evolution. We denote by T_M the initial temperature of the medium-assisted bosonic reservoir and by T_S the initial temperature of the scattering-assisted bosonic reservoir. We obtain

$$C(t) = C^{(M)}(t) + C^{(S)}(t) \quad (28)$$

where

$$C^{(M)}(t) = \int_0^\infty d\omega g_M^2(\omega) \Theta(\omega t; \beta_M \hbar \omega), \quad (29)$$

$$C^{(S)}(t) = \int_0^\infty d\omega g_S^2(\omega) \Theta(\omega t; \beta_S \hbar \omega), \quad (30)$$

with

$$\Theta(\omega t; \beta_\alpha \hbar \omega) = \coth\left(\frac{\beta_\alpha \hbar \omega}{2}\right) \cos(\omega t) - i \sin(\omega t), \quad (31)$$

$\beta_\alpha = 1/(k_B T_\alpha)$ and $\alpha = M, S$. $C^{(M)}(t)$ is the contribution to the electromagnetic environment correlation function due to the medium-assisted bosonic bath at temperature T_M and $C^{(S)}(t)$ is the contribution due to the scattering-assisted bosonic bath at temperature T_S . In summary, polaritonic excitations and photon excitations contribute in a different manner to the dynamics of the quantum emitter, because the behavior of functions $g_M(\omega)$ and $g_S(\omega)$ is different and the temperatures of the two reservoirs can be different.

III. SPECTRAL DENSITIES

The functions $g_M^2(\omega)$ and $g_S^2(\omega)$ characterize the correlation functions $C^{(M)}(t)$ and $C^{(S)}(t)$, respectively. It is convenient to introduce the medium-assisted spectral density $\mathcal{J}^{(M)}(\omega) = \left(\frac{\mu}{\hbar}\right)^2 g_M^2(\omega)$ and the scattering-assisted spectral density $\mathcal{J}^{(S)}(\omega) = \left(\frac{\mu}{\hbar}\right)^2 g_S^2(\omega)$ both defined for $0 \leq \omega < \infty$, where μ is the transition dipole

moment of the quantum emitter. They are not independent, in fact, we have as a consequence of 17

$$\mathcal{J}^{(M)}(\omega) + \mathcal{J}^{(S)}(\omega) = \frac{1}{2\pi} \Gamma(\omega; \mathbf{r}_a) \quad (32)$$

where

$$\Gamma(\omega; \mathbf{r}_a) = \frac{2\omega^2}{\hbar \varepsilon_0 c^2} \mathbf{p} \cdot \text{Im} [\mathcal{G}_\omega(\mathbf{r}_a, \mathbf{r}_a)] \cdot \mathbf{p} \quad (33)$$

and $\mathbf{p} = \mu \mathbf{u}$. This relation has a very important physical meaning according to the Poynting theorem. Consider the classical electromagnetic field generated by an electric dipole, in the presence of the dielectric body, oscillating at frequency ω , with dipole moment $\mu \mathbf{u}$ and position vector \mathbf{r}_a , in the presence of the dielectric body. The quantity $\frac{\pi}{2} \hbar \omega \mathcal{J}^{(M)}(\omega)$ coincides with the average electromagnetic power absorbed by the dielectric body, while the quantity $\frac{\pi}{2} \hbar \omega \mathcal{J}^{(S)}(\omega)$ coincides with the average electromagnetic power radiated towards infinity. Their sum $(\frac{1}{4} \hbar \omega) \Gamma(\omega; \mathbf{r}_a)$ is equal to the average electromagnetic power emitted by the oscillating electric dipole according to the Poynting vector.

Since the relative permittivity ε_ω tends to 1 for $\omega \rightarrow \infty$ the medium-assisted spectral density tends to 0 for $\omega \rightarrow \infty$, while the scattering-assisted spectral density tends to that of vacuum, which diverges as ω^3 . As a consequence, the integral 30 does not exist. The divergence is due to the dipole approximation in the interaction Hamiltonian, which is valid only in the long-wavelength limit. This inconsistency can be eliminated either by introducing a cutoff frequency in the integral 30 to eliminate the interaction of the emitter with the high-frequency modes or by removing the dipole approximation. In this paper, we introduce a cutoff frequency.

The quantity $\Gamma(\omega; \mathbf{r}_a)$ is the spontaneous emission rate of the quantum emitter when both baths are initially in the vacuum state, according to Fermi's golden rule. In fact, when the temperature of both baths is equal to zero, the time evolution of the reduced density operator of the quantum emitter can be described by introducing an equivalent bosonic reservoir initially in the vacuum quantum state and with effective spectral density $\mathcal{J}(\omega) = \mathcal{J}^{(M)}(\omega) + \mathcal{J}^{(S)}(\omega) = \Gamma(\omega; \mathbf{r}_a)/2\pi$. In the literature based on the Langevin noise formalism, a similar relation is widely used; however, the conditions under which it remains valid are not always clearly stated. When the temperatures of the two baths are not equal to zero, this result is not more valid as already pointed out in [24].

To extend this equivalence criterion to the general situations of baths with different temperatures, we proceed as in [30]. We prolongate the integrals in 29 and in 30 to the whole real frequency axis and introduce the extended spectral densities $\mathcal{J}_{ext}^{(M)}(\omega)$ and $\mathcal{J}_{ext}^{(S)}(\omega)$ with support on the whole real frequency axis,

$$\mathcal{J}_{ext}^{(\alpha)}(\omega) = \text{sign}(\omega) \mathcal{J}^{(\alpha)}(|\omega|) \quad (34)$$

with $\alpha = M, S$. It is immediate that $C^{(\alpha)}(t)$ with $\alpha = M, S$ can be rewritten as

$$C^{(\alpha)}(t) = \left(\frac{\hbar}{\mu}\right)^2 \int_{-\infty}^{+\infty} d\omega \mathcal{J}_{td}^{(\alpha)}(\omega) e^{-i\omega t} \quad (35)$$

where we have introduced the temperature-dependent spectral density

$$\mathcal{J}_{td}^{(\alpha)}(\omega) = \frac{\mathcal{J}_{ext}^{(\alpha)}(\omega)}{2} \left[1 + \coth\left(\frac{\beta_\alpha \hbar \omega}{2}\right) \right]. \quad (36)$$

Therefore, the correlation function $C(t)$ of the electromagnetic environment can be expressed as

$$C(t) = \left(\frac{\hbar}{\mu}\right)^2 \int_{-\infty}^{+\infty} d\omega \mathcal{J}_{eff}(\omega) e^{-i\omega t} \quad (37)$$

where

$$\mathcal{J}_{eff}(\omega) = \mathcal{J}_{td}^{(M)}(\omega) + \mathcal{J}_{td}^{(S)}(\omega). \quad (38)$$

The function $\mathcal{J}_{td}^{(M)}$ is the temperature-dependent spectral density of the medium-assisted bath and $\mathcal{J}_{td}^{(S)}$ is the temperature-dependent spectral density of the scattering-assisted bath, through which the effects of thermal excitations are taken into account. The effective spectral density $\mathcal{J}_{eff}(\omega)$ of the electromagnetic environment is non-negative for any frequency value and depends on the temperatures of the two baths.

In conclusion, when the initial temperatures of the two baths are different from zero, the dynamics of the reduced density operator of the quantum emitter can also be described by an equivalent bosonic reservoir initially in the vacuum state, with positive and negative frequencies, characterized by the effective spectral density $\mathcal{J}_{eff}(\omega)$. The bare Hamiltonian of the equivalent bosonic reservoir is given by

$$\hat{H}_E^{(eff)} = \int_{-\infty}^{+\infty} d\omega \hbar \omega \hat{a}_\omega^\dagger \hat{a}_\omega, \quad (39)$$

where \hat{a}_ω^\dagger and \hat{a}_ω are creation and annihilation operators, and the interaction Hamiltonian is given by

$$\hat{H}_I^{(eff)} = -\hat{\mu} \left(\frac{\hbar}{\mu}\right) \int_{-\infty}^{+\infty} d\omega \sqrt{\mathcal{J}_{eff}(\omega)} (\hat{a}_\omega^\dagger + \hat{a}_\omega). \quad (40)$$

When the temperatures of the two baths are equal, $\beta_M = \beta_S \equiv \beta_0$, combining expressions 38, 32 and 34 we obtain

$$\mathcal{J}_{eff}(\omega) = \frac{1}{4\pi} \text{sign}(\omega) \left[1 + \coth\left(\frac{\beta_0 \hbar \omega}{2}\right) \right] \Gamma(\omega; \mathbf{r}_a). \quad (41)$$

When the temperatures tend to zero, this relation reduces to $\mathcal{J}_{eff}(\omega) = \frac{1}{2\pi} \theta(\omega) \Gamma(\omega; \mathbf{r}_a)$ where $\theta(\omega)$ is the Heaviside function.

IV. HOMOGENEOUS DIELECTRIC SPHERE

The findings presented in the preceding two sections are valid regardless of the shape of the dielectric object. In this Section we apply them to a quantum emitter interacting with a homogeneous dielectric sphere, with the emitter positioned outside the sphere. We denote by a the radius of the sphere and by d the distance of the quantum emitter from the center of the sphere. We consider both the Drude and Debye models to describe the dielectric permittivity of the sphere. In the Drude model the relative dielectric permittivity is given by $\varepsilon_\omega = [1 - \omega_p^2/(\omega^2 + i\nu\omega)]$ where ω_p is the plasma frequency and ν is the relaxation frequency. For the Debye model ε_ω is given by $\varepsilon_\omega = [1 + \chi_0/(1 + i\tau\omega)]$ where χ_0 is the static susceptibility value and τ is the relaxation time.

We first analyze the behavior of the medium-assisted spectral density $\mathcal{J}^{(M)}(\omega)$ and the scattering-assisted spectral density $\mathcal{J}^{(S)}(\omega)$ and compare them with the vacuum spectral density $\mathcal{J}_{vac}(\omega)$. The analytical expressions of $\mathcal{J}^{(M)}(\omega)$ and $\mathcal{J}^{(S)}(\omega)$ are given in Appendix B. The vacuum spectral density is given by

$$\mathcal{J}_{vac}(\omega) = (k_\omega/k_r)^3 \mathcal{J}_0,$$

where

$$\mathcal{J}_0 = \frac{1}{6\pi^2} \frac{k_r}{\hbar \varepsilon_0} (\mu k_r)^2,$$

k_r is a reference wavenumber given by

$$k_r = \begin{cases} k_p = \omega_p/c & \text{Drude,} \\ k_c = \omega_c/c & \text{Debye,} \end{cases}$$

and $\omega_c = c/(a\sqrt{\chi_0})$. By definition, the characteristic spectral density \mathcal{J}_0 is equal to the value of the vacuum spectral density at the reference wavenumber k_r , indicating the coupling strength between the quantum emitter and the vacuum field.

Then, we examine the behavior of the effective spectral density $\mathcal{J}_{eff}(\omega)$ for different initial thermal quantum states of the electromagnetic environment. Eventually, we investigate the time evolution of a two-level quantum emitter coupled to a Drude dielectric sphere using the matrix product state approach.

A. Medium- and scattering-assisted spectral densities

We present the behavior of $\mathcal{J}^{(M)}(\omega)$ and $\mathcal{J}^{(S)}(\omega)$ when the orientation of the dipole moment is tangential to the sphere, as shown in Figures 1 and 2. We have found similar results for the radial orientation.

Figure 1 shows $\mathcal{J}^{(M)}/\mathcal{J}_0$, $\mathcal{J}^{(S)}/\mathcal{J}_0$ and $\mathcal{J}_{vac}/\mathcal{J}_0 = (\omega/\omega_p)^3$ versus ω/ω_p for the Drude dielectric with $k_p a = 1$, $\nu/\omega_p = 0.01$ and (a) $d/a = 1.50$, (b) $d/a = 1.75$,

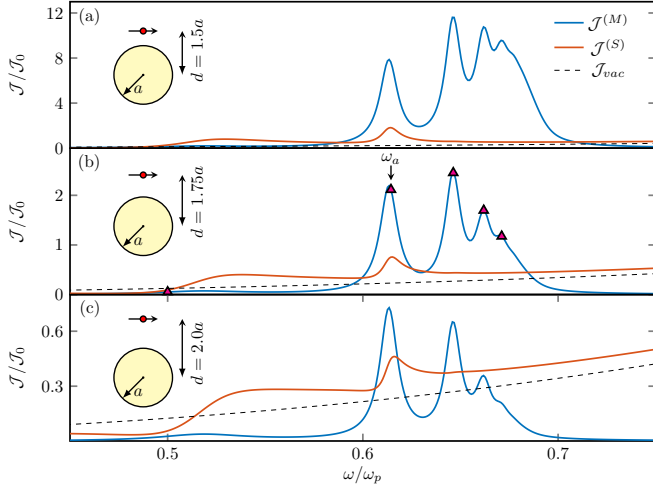


FIG. 1. Drude sphere: normalized spectral densities $\mathcal{J}^{(S)}/\mathcal{J}_0$, $\mathcal{J}^{(M)}/\mathcal{J}_0$ and $\mathcal{J}_{vac}/\mathcal{J}_0 = (\omega/\omega_p)^3$ versus ω/ω_p with $k_p a = 1$, $\nu/\omega_p = 0.01$ and (a) $d/a = 1.5$, (b) $d/a = 1.75$, (c) $d/a = 2$, where $k_p = \omega_p/c$ and $\mathcal{J}_0 = \frac{1}{6\pi^2} \frac{k_p}{\hbar \epsilon_0} (\mu k_p)^2$. The triangular markers denote the resonance positions (as determined by Eq. C1 in Appendix C), which, from left to right, correspond to the electric dipole, quadrupole, octupole, hexadecapole, and dotriacontapole plasmonic modes.

(c) $d/a = 2.00$. These cases are relevant to the metallic spheres used in nanoplasmonics, whose electromagnetic response is dominated by the plasmonic modes. Figure 2 shows $\mathcal{J}^{(M)}/\mathcal{J}_0$, $\mathcal{J}^{(S)}/\mathcal{J}_0$ and $\mathcal{J}_{vac}/\mathcal{J}_0 = (\omega/\omega_c)^3$ versus ω/ω_c for the Debye dielectric with $\chi_0 = 15$ ($k_c a = 0.25$), $\tau\omega_c = 0.01$ and (a) $d/a = 1.25$, (b) $d/a = 1.50$, (c) $d/a = 1.75$. These cases are relevant to high permittivity spheres such as silicon used in nanophotonics, whose electromagnetic response is dominated by the dielectric modes. As expected, the curves of the medium-assisted and scattering-assisted spectral densities show peaks that are correlated to the resonance frequencies of the electromagnetic modes of the sphere, which have been evaluated with the analytical expression given in Appendix C. The spectral density $\mathcal{J}^{(M)}$ tends linearly to zero as the frequency tends to zero, instead $\mathcal{J}^{(S)}$ tends to zero faster than the vacuum spectral density \mathcal{J}_{vac} . When the frequency tends to infinity, $\mathcal{J}^{(M)}$ tends rapidly to zero and $\mathcal{J}^{(S)}$ increases as the vacuum spectral density \mathcal{J}_{vac} . The order of magnitude of $\mathcal{J}^{(M)}$ decreases rapidly as d/a increases, while the order of magnitude of $\mathcal{J}^{(S)}$ does not change substantially. The amplitudes of $\mathcal{J}^{(M)}$ and $\mathcal{J}^{(S)}$ can be very large compared to the amplitude of \mathcal{J}_{vac} near the resonance peaks.

For the investigated Drude sphere, the amplitude of $\mathcal{J}^{(S)}$ exceeds that of $\mathcal{J}^{(M)}$ in the low-frequency range near the dipolar plasmonic resonance, as illustrated in Fig. 1. However, when the emitter is sufficiently close to the sphere and at frequencies located near higher-order plasmonic resonances, such as the electric quadrupole, octupole, hexadecapole, and dotriacontapole, the ampli-

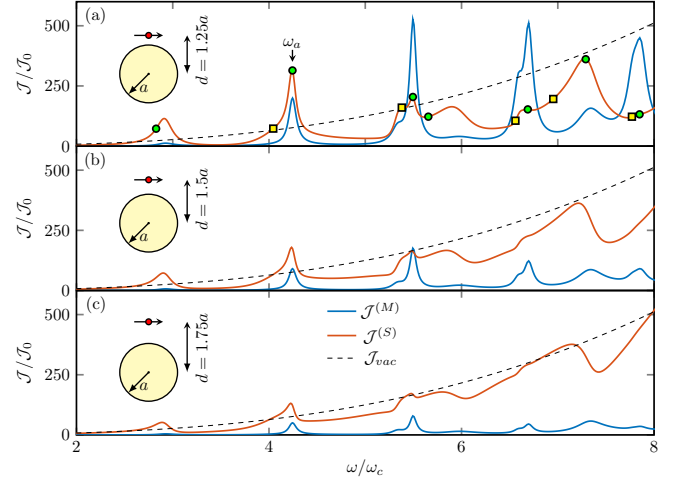


FIG. 2. Debye sphere: normalized spectral densities $\mathcal{J}^{(S)}/\mathcal{J}_0$, $\mathcal{J}^{(M)}/\mathcal{J}_0$ and $\mathcal{J}_{vac}/\mathcal{J}_0 = (\omega/\omega_c)^3$ versus ω/ω_c with $\chi_0 = 15$, $\tau\omega_c = 0.01$ and (a) $d/a = 1.25$, (b) $d/a = 1.50$, (c) $d/a = 1.75$, where $\omega_c = c/(a\sqrt{\chi_0})$, $k_c = \omega_c/c$ and $\mathcal{J}_0 = \frac{1}{6\pi^2} \frac{k_c}{\hbar \epsilon_0} (\mu k_c)^2$. Green circle markers denote the resonance position of dielectric modes of magnetic type, given by C3a in appendix C, which, from left to right correspond to the magnetic dipole $(n, \ell) = (1, 1)$, m. quadrupole $(2, 1)$, m. octupole $(3, 1)$, second-order m. dipole $(1, 2)$, m. hexadecapole $(4, 1)$, second-order m. quadrupole $(2, 2)$, m. dotriacontapole $(5, 1)$. Green square markers denote the resonance position of dielectric modes of electric type, given by C3b in appendix C, which, from left to right, correspond to toroidal dipole $(n, \ell) = (1, 1)$, t. quadrupole $(n, \ell) = (2, 1)$, t. octupole $(n, \ell) = (3, 1)$, second order t. dipole $(n, \ell) = (1, 2)$, t. hexadecapole $(n, \ell) = (4, 1)$.

tude of $\mathcal{J}^{(M)}$ becomes significantly larger than that of $\mathcal{J}^{(S)}$. The bandwidths of these plasmonic modes are limited by a combination of radiative and material losses, as detailed in Appendix C. For the electric dipole mode of the studied sphere (with $k_p a = 1$), the bandwidth is predominantly governed by radiative losses and thus remains approximatively independent of the ratio ν/ω_p . Conversely, higher-order resonance peaks exhibit narrower bandwidths dominated by material dissipation, which increases with ν/ω_p . Furthermore, the peak amplitudes of the medium-assisted spectral density increase as either d/a or $k_p a$ decrease.

In the case of the Debye sphere, when the quantum emitter is sufficiently near the sphere, there are frequency intervals in which the amplitude of $\mathcal{J}^{(M)}$ is higher than the amplitude of $\mathcal{J}^{(S)}$ and vice versa, as illustrated in Fig. 2. Similar to the plasmonic case, the bandwidths of the dielectric modes are determined by both radiative and material losses, following the expression in Appendix C. For the magnetic dipole mode of the studied sphere (with $k_c a = 0.25$) both types of losses contribute significantly. In contrast, the resonance peaks of higher-order modes with $\ell = 1$ are narrower, primarily limited by dissipation, and their bandwidth increases with $\tau\omega_c$. For dielectric modes with $\ell = 2$, the radiative and material

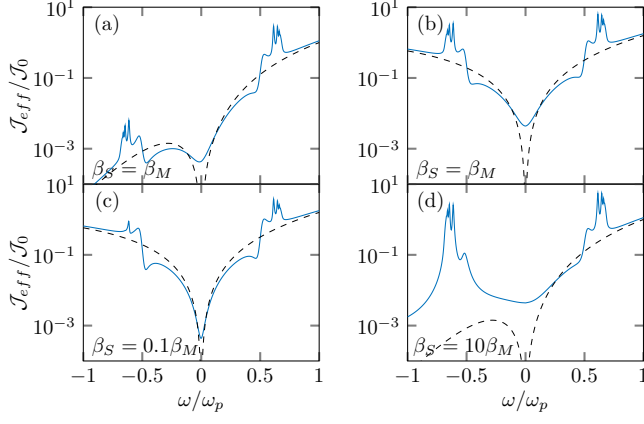


FIG. 3. Drude sphere: normalized effective spectral density \mathcal{J}_{eff} normalized to \mathcal{J}_0 versus ω/ω_p for $d/a = 1.75$, $k_p a = 1$, $\nu/\omega_p = 0.01$, and different values of the inverse temperature parameters β_M and β_S : (a) $\beta_M = \beta_S = 10/(\hbar\omega_p)$; (b) $\beta_M = \beta_S = 1/(\hbar\omega_p)$; (c) $\beta_M = 10\beta_S = 10/(\hbar\omega_p)$; (d) $\beta_S = 10\beta_M = 10/(\hbar\omega_p)$. The dashed lines represent $\frac{\mathcal{J}_{vac}(\omega)}{2} [1 + \coth(\frac{\beta_S \omega}{2})] / \mathcal{J}_0$.

losses are generally comparable. The peak amplitudes of the medium-assisted spectral density grow with increasing $\tau\omega_c$.

B. Effective spectral density

We now examine the behavior of the effective spectral density for different temperatures of the medium-assisted bath and the scattering-assisted bath in scenarios where the order of magnitude of $\mathcal{J}^{(M)}/\mathcal{J}_0$ is comparable with the order of magnitude of $\mathcal{J}^{(S)}/\mathcal{J}_0$. In particular, we consider as scenario I the case of Fig. 1(b), namely $k_p a = 1$, $\nu/\omega_p = 0.01$, and $d/a = 1.75$. As scenario II we considered the case shown in Fig. 2(b), namely $\chi_0 = 15$, $\tau\omega_c = 0.01$ and $d/a = 1.50$.

Since the amplitude of the medium-assisted spectral density tends to zero at least linearly as the frequency tends to zero, the temperature-dependent spectral density $\mathcal{J}_{td}^{(M)}$ is continuous at $\omega = 0$ and its value is different from zero. The amplitude of $\mathcal{J}_{td}^{(S)}$ tends to zero faster than the vacuum spectral density as the frequency tends to zero hence $\mathcal{J}_{td}^{(S)}(\omega = 0) = 0$.

Figure 3 shows the behavior of the effective spectral density \mathcal{J}_{eff} normalized to \mathcal{J}_0 versus ω/ω_p for a Drude sphere with $d/a = 1.75$, $k_p a = 1$, $\nu/\omega_p = 0.01$, and different values of the inverse temperature parameters β_M and β_S . Figure 4 shows the behavior of the effective spectral density $\mathcal{J}_{eff}/\mathcal{J}_0$ versus ω/ω_c for a Debye sphere with $d/a = 1.50$, $\chi_0 = 15$ ($k_c a = 0.25$), $\tau\omega_c = 0.01$ and different values of the temperature parameters β_M and β_S . The dashed lines represent the normalized temperature-dependent vacuum spectral density

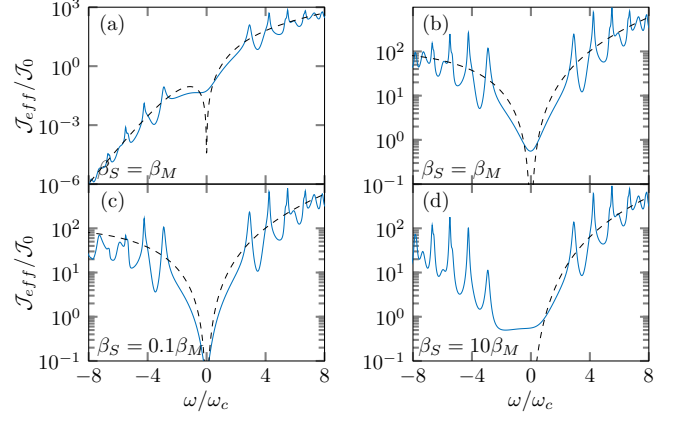


FIG. 4. Debye sphere: normalized effective spectral density \mathcal{J}_{eff} normalized to \mathcal{J}_0 versus ω/ω_c for $d/a = 1.50$, $\chi_0 = 15$, $\tau\omega_c = 0.01$, different values of the inverse temperature parameters β_M and β_S : (a) $\beta_M = \beta_S = 2.5/(\hbar\omega_c)$; (b) $\beta_M = \beta_S = 0.25/(\hbar\omega_c)$; (c) $\beta_M = 10\beta_S/(\hbar\omega_c) = 2.5$; (d) $\beta_S = 10\beta_M = 2.5/(\hbar\omega_c)$. The dashed lines represent $\frac{\mathcal{J}_{vac}(\omega)}{2} [1 + \coth(\frac{\beta_S \omega}{2})] / \mathcal{J}_0$.

$$\frac{\mathcal{J}_{vac}(\omega)}{2} [1 + \coth(\frac{\beta_S \omega}{2})] / \mathcal{J}_0.$$

We first comment on the graphs for the cases in which the temperatures of the two baths are equal. When the temperatures are close to zero, e.g., $\beta_M = \beta_S = 10/(\hbar\omega_p)$ Fig. 3(a) and $\beta_M = \beta_S = 2.5/(\hbar\omega_c)$ Fig. 4(a), the amplitudes of the effective spectral densities are almost equal to zero for negative frequencies, as expected. When temperatures are high, for example, $\beta_M = \beta_S = 1/(\hbar\omega_p)$ Fig. 3(b) and $\beta_M = \beta_S = 0.25/(\hbar\omega_c)$ Fig. 4(b), the amplitudes of the effective spectral densities at negative frequencies are comparable with the amplitudes at positive frequencies, as expected.

We now consider the cases in which the temperatures of the two baths are different. When the temperature of the scattering-assisted bath is ten times the temperature of the medium-assisted bath, e.g. $\beta_M = 10\beta_S = 10/(\hbar\omega_p)$ Fig. 3(c) and $\beta_M = 10\beta_S = 2.5/(\hbar\omega_c)$ Fig. 4(c) the amplitude of the effective spectral density is of the same order of magnitude of the amplitude of the vacuum spectral density at the same temperature. Conversely, when the temperature of the medium-assisted bath is ten times the temperature of the scattering-assisted bath, e.g. $\beta_S = 10\beta_M = 10/(\hbar\omega_p)$ Fig. 3(d) and $\beta_S = 10\beta_M = 2.5/(\hbar\omega_c)$ Fig. 4(d) the amplitude of the effective spectral densities deviates largely from the amplitude of the vacuum spectral density for negative frequencies.

C. Time evolution of a two-level quantum emitter

We now consider a two-level quantum emitter in the presence of a Drude dielectric sphere with $d/a = 1.75$, $k_p a = 1$ and $\nu/\omega_p = 0.01$, and study its non-equilibrium

dynamics. We investigated its dynamics using the equivalent model based on the single bosonic reservoir with Hamiltonian $\hat{H}_E^{(eff)}$ given by (39), initially in the vacuum quantum state and with the temperature-dependent spectral density $\mathcal{J}_{eff}(\omega)$ given by 38.

We denote the Pauli matrices by $\hat{\sigma}_i$, with $i = x, y, z$, and the eigenstates of $\hat{\sigma}_z$ by $|\pm\rangle$, that is, $\hat{\sigma}_z|\pm\rangle = \pm|\pm\rangle$. The bare Hamiltonian of the two-level quantum emitter reads $\hat{H}_A = \hbar\omega_a(\hat{\sigma}_z/2)$ where ω_a is the bare transition frequency. The electric dipole moment operator is given by $\hat{\mu} = \mu\hat{\sigma}_x$ where μ is the transition dipole moment, thus the interaction Hamiltonian is $\hat{H}_I^{(eff)} = -\hbar\hat{\sigma}_x \int_{-\infty}^{+\infty} d\omega \sqrt{\mathcal{J}_{eq}(\omega)}(\hat{a}_\omega^\dagger + \hat{a}_\omega)$. The resulting interaction Hamiltonian has the form of the quantum Rabi model in the presence of continuum reservoirs [1, 31].

The emitter is initially prepared in the pure state $\hat{\rho}_A(0) = |x\rangle\langle x|$ where $|x\rangle = (1/\sqrt{2})(|+\rangle - |-\rangle)$ is an eigenstate of $\hat{\sigma}_x$. We chose the bare transition frequency of the emitter equal to the resonance frequency of the electric quadrupole mode, $\omega_a/\omega_p = 0.6144$. We have found similar results for values of ω_a/ω_p in the frequency range that comprehends the resonance frequencies of the leading plasmonic modes.

We simulated the composite system with Hamiltonian $\hat{H} = \hat{H}_A + \hat{H}_E^{(eff)} + \hat{H}_I^{(eff)}$ using the matrix product states (MPS) approach, with $N_{bm}^+ = 200$ discrete positive frequency bosonic modes and $N_{bm}^- = 200$ discrete negative frequency bosonic modes, and a maximum local dimension of $N_{ph} = 2$. This allows us to simulate non-perturbative effects [31–33] in the dynamics of the whole system [34–36].

Quite recently, the model in Equations (39) and (40) has been used as a starting point for the TEDOPA approach [30]. However, compared to TEDOPA, we do not perform the mapping to a chain Hamiltonian [30, 35]. Instead, we propagate the initial product state of the emitter and the equivalent bosonic reservoir and then compute the expectation values of the Pauli operators describing the emitter at different points in time.

In Figure 5 we plot the time evolution of the expectation value $\langle\sigma_z(t)\rangle$ and $\langle\sigma_x(t)\rangle$ for the coupling strength $\eta \equiv \mathcal{J}_0/\omega_p = 5 \cdot 10^{-3}$ and different values of the inverse temperatures of the baths. The reduced state dynamics undergoes a damped behavior in time, marked by time intervals where non-monotonicity takes place. Nonmonotonic behavior of the populations of the emitter state signals non-Markovian effects occurring at weak coupling strengths.

At long times, the reduced state of the emitter is determined by the properties of both spectral densities and by their respective temperatures and cannot be predicted on the basis of the knowledge of the damping rates in the Born-Markov approximation $\gamma(\omega)$ (see Appendix D). This is because off-resonance processes, which lie beyond the validity of both the Markov and rotating wave approximations, can play a significant role. In particular, the scattering-assisted bath exerts a much stronger

influence on the interaction dynamics compared to the material-assisted one, owing to the distinct shapes of the spectral functions $\mathcal{J}^{(S)}(\omega)$ and $\mathcal{J}^{(M)}(\omega)$. It follows that for $\beta_S < \beta_M$, the population of the reduced state of the emitter in the excited state is greater than the ground state one, even if the damping rates obey $\gamma_M(\omega_a) > \gamma_S(\omega_a)$. On the other hand, for the same value of the coupling strength η , the coherence of the emitter state tends to decay following typical dissipative behavior, where the decay times and frequency depend on the values of the reservoir temperatures. This feature is reminiscent of the physics of general spin-boson models [37–41], where the reduced state of the emitter at long times depends both on the coupling strength η and on the bath temperatures.

The effects of correlations between the emitter and many bosonic modes of the two different baths inherently change the dynamics as the coupling strength η increases. In the case of light-matter interactions, correlations lead to Rabi oscillations [1], that is, an amount of energy is exchanged back and forth between the baths and the emitter. This is confirmed by the time evolution of $\langle\sigma_z(t)\rangle$ and $\langle\sigma_x(t)\rangle$ shown in Fig. 6 obtained with three different values of coupling strength η , for fixed temperatures of the two reservoirs. Notice that, as the coupling η becomes stronger, one observes the simultaneous emergence of low-frequency oscillatory behavior and faster energy exchange with the reservoirs, which are not present in the previous regime. This feature is also evident from the coherence, which persists even at long times, oscillating with a frequency smaller than the bare emitter frequency, so that the emitter does not show the conventional dissipative behavior anymore. This also has several consequences on the energy fluxes between the two different baths and on the spectrum of the emitted radiation, which deserve further analysis.

V. CONCLUSIONS AND OUTLOOK

The spectral density encodes the relevant information that governs the interaction of a quantum emitter with a dispersive dielectric object, playing a central role in determining the dynamics of the emitter. Within the framework of macroscopic quantum electrodynamics based on the modified Langevin noise formalism, the emitter couples to two independent bosonic reservoirs: a medium-assisted reservoir associated with the fluctuations of the polarization current density of the dielectric and a scattering-assisted reservoir arising from the fluctuation of the vacuum field scattered by the object.

This paper investigates the interaction of a quantum emitter with these two bosonic reservoirs when they are initially in thermal states with different temperatures. In such non-equilibrium conditions, the dyadic Green function of the dielectric object is not sufficient to determine the dynamics of the emitter. We show that each bosonic reservoir is characterized by its own spectral density. The

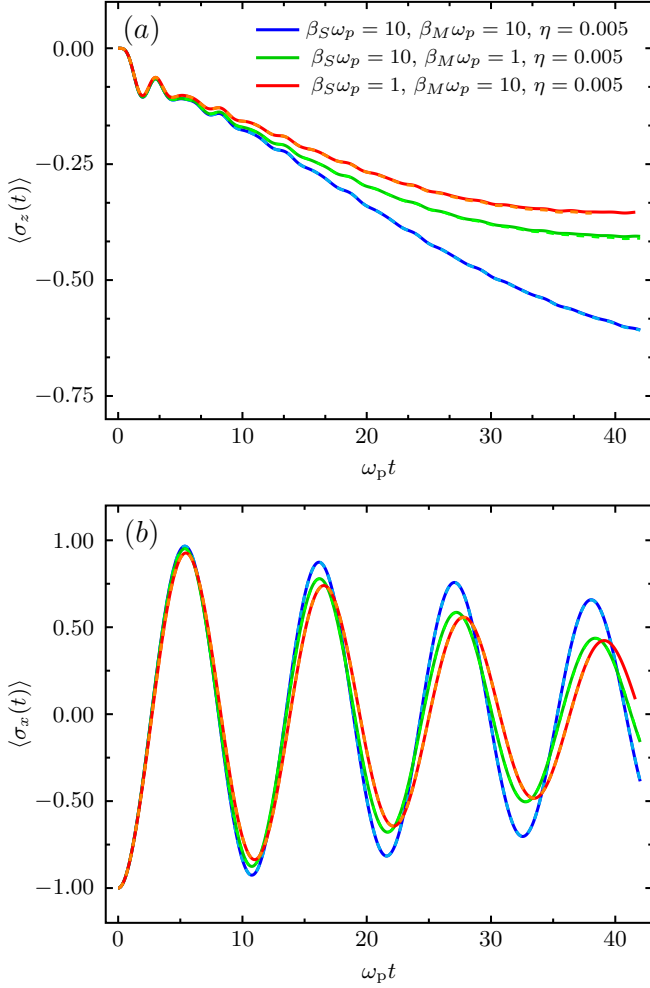


FIG. 5. Expectation values of $\langle \sigma_z(t) \rangle$ (a) and $\langle \sigma_x(t) \rangle$ (b) computed by means of the MPS approach for $\omega_a = \omega_2$, where ω_2 is the resonance frequency of the quadrupole plasmonic mode of the Drude sphere, $\eta = \mathcal{J}_0/\omega_p = 5 \cdot 10^{-3}$, $\omega_{\text{cut}} = 3\omega_p$, and different values of inverse temperatures $\beta_S\omega_p = \beta_M\omega_p = 10$, $\beta_S\omega_p = 1$, $\beta_M\omega_p = 10$, and $\beta_S\omega_p = 10$, $\beta_M\omega_p = 10$. Continuous (dashed) lines denote the choice of the local dimension of the oscillator Fock space $N_{\text{ph}} = 1$ ($N_{\text{ph}} = 2$).

medium-assisted spectral density is proportional to the average electromagnetic power absorbed by the dielectric object when the expectation value of the dipole moment of the quantum emitter oscillates at frequency ω . The scattering-assisted spectral density is proportional to the average electromagnetic power radiated toward infinity. We further introduced an *effective* spectral density, defined as the sum of the temperature-dependent medium- and scattering-assisted spectral densities, allowing the dynamics of the emitter to be equivalently described through a single zero-temperature bosonic reservoir. This mapping facilitates non-perturbative analysis of the dynamics of the emitter.

We apply this framework to the case of a homogeneous dielectric sphere, providing analytical expressions for the

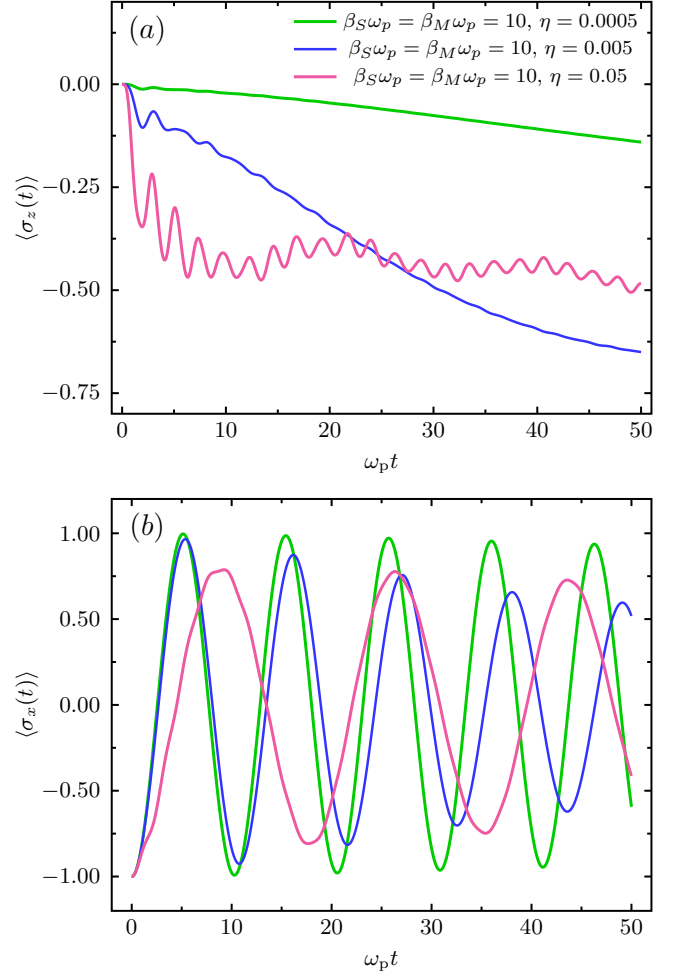


FIG. 6. Expectation values of $\langle \sigma_z(t) \rangle$ and $\langle \sigma_x(t) \rangle$ for $\omega_a = \omega_2$, where ω_2 is the resonance frequency of the quadrupole plasmonic mode of the Drude sphere, with $\omega_{\text{cut}} = 3\omega_p$, computed by means of the MPS approach for three different values of the adimensional coupling strength $\eta = \mathcal{J}_0/\omega_p = 5 \cdot 10^{-4}, 5 \cdot 10^{-3}, 5 \cdot 10^{-1}$. The local dimension of the Fock space has been set to $N_{\text{ph}} = 2$.

medium-assisted and scattering-assisted spectral densities. We numerically investigate them as a function of the physical parameters of the system using the Drude and Debye models for the permittivity. Our results reveal that the spectral densities encode the resonant electromagnetic response of the sphere, which strongly depends on geometric parameters and material dispersion. Then, using the *equivalent* spectral density, we investigated the non-Markovian time evolution of a two-level emitter coupled to a Drude sphere via the matrix product state approach.

Our simulations demonstrate that differences in the initial temperatures of the two reservoirs significantly influence the relaxation and decoherence dynamics of the emitter, highlighting the combined effects of scattering-assisted and medium-assisted fields. Furthermore, we observed that as the coupling strength increases, a coherent

energy exchange between the emitter and the reservoirs emerges, accompanied by persistent coherence and low-frequency oscillations. These phenomena are characteristic of generalized spin-boson models and coherent Rabi dynamics. Our findings thus underline the inadequacy of simplified descriptions based solely on dyadic Green functions, damping rates derived within the Born–Markov and rotating wave approximations, emphasizing the necessity of fully characterizing the spectral structure of the electromagnetic environment.

The results presented in this paper apply to any magnetodielectric material that can be described by a linear constitutive relation. Future work will focus on extending this framework to more general dielectric geometries and on cases where the bosonic reservoirs are not initially in thermal states.

ACKNOWLEDGMENTS

This work was supported by the Italian Ministry of University and Research (MUR) through the PNRR Project PE0000023-NQSTI.

Appendix A: Reduced Hamiltonian

For the problem at hand, the number of degrees of freedom of the electromagnetic environment can be reduced by applying the emitter-centered mode approach (e.g. [28], [29]) as in [24].

We start with the representation of the field operator $\hat{\mathbf{f}}_\omega(\mathbf{r})$. We consider the monochromatic operator \hat{A}_ω defined as

$$\hat{A}_\omega = \int_V d^3\mathbf{r} \, \boldsymbol{\alpha}_\omega(\mathbf{r}) \cdot \hat{\mathbf{f}}_\omega(\mathbf{r}) \quad (\text{A1})$$

where

$$\boldsymbol{\alpha}_\omega(\mathbf{r}) = \frac{\mathbf{u} \cdot \mathcal{G}_{eq}(\mathbf{r}_a, \mathbf{r}; \omega)}{g_M(\omega)} \quad (\text{A2})$$

and $g_M(\omega)$ is an arbitrary normalization parameter. We choose $g_M(\omega)$ in such a way that the commutator between \hat{A}_ω and $\hat{A}_{\omega'}^\dagger$ is

$$[\hat{A}_\omega, \hat{A}_{\omega'}^\dagger] = \delta(\omega - \omega'), \quad (\text{A3})$$

and obtain

$$g_M(\omega) = \sqrt{\int_V d^3\mathbf{r} \, \mathbf{u} \cdot [\mathcal{G}_{eq}(\mathbf{r}_a, \mathbf{r}; \omega) \cdot \mathcal{G}_{eq}^{*T}(\mathbf{r}_a, \mathbf{r}; \omega)] \cdot \mathbf{u}}. \quad (\text{A4})$$

Then, the contribution of the medium assisted field to the interaction operator \hat{V} is given by

$$\hat{V}^{(M)} = \left[\int_0^\infty d\omega g_M(\omega) \hat{A}_\omega + h.c. \right]. \quad (\text{A5})$$

On the other hand, we can always express the field operator $\hat{\mathbf{f}}_\omega(\mathbf{r})$ as

$$\hat{\mathbf{f}}_\omega(\mathbf{r}) = \boldsymbol{\alpha}_\omega^*(\mathbf{r}) \hat{A}_\omega + \sum_m [\boldsymbol{\alpha}_\omega^m(\mathbf{r})]^* \hat{A}_\omega^m, \quad (\text{A6})$$

where the orthonormal set of vector fields $\{\boldsymbol{\alpha}_\omega^m(\mathbf{r})\}$ span the subspace orthogonal to $\boldsymbol{\alpha}_\omega(\mathbf{r})$, that is, $\int_V d^3\mathbf{r} [\boldsymbol{\alpha}_\omega^m(\mathbf{r})]^* \cdot \boldsymbol{\alpha}_\omega(\mathbf{r}) = 0$. Note that each $\boldsymbol{\alpha}_\omega^m(\mathbf{r})$ does not couple to the emitter; \hat{A}_ω is the emitter-centered bright mode of the medium-assisted field, while $\{\hat{A}_\omega^m\}$ are an infinite number of dark modes. Then, the contribution of the medium assisted electromagnetic field to \hat{H}_E is given by

$$\hat{H}_E^{(M)} = \int_0^\infty d\omega \hbar \omega \hat{A}_\omega^\dagger \hat{A}_\omega + \int_0^\infty d\omega \hbar \omega \sum_m (\hat{A}_\omega^m)^\dagger \hat{A}_\omega^m. \quad (\text{A7})$$

We now consider the representation of $\hat{g}_{\omega\mathbf{n}\nu}$. We introduce the monochromatic operator \hat{B}_ω defined by

$$\hat{B}_\omega = \oint d\mathbf{o}_\mathbf{n} \sum_\nu \beta_{\omega\mathbf{n}\nu} \hat{g}_{\omega\mathbf{n}\nu}, \quad (\text{A8})$$

where

$$\beta_{\omega\mathbf{n}\nu} = \frac{\mathbf{u} \cdot \mathbf{E}_{\omega\mathbf{n}\nu}(\mathbf{r}_a)}{g_S(\omega)}. \quad (\text{A9})$$

Here, $g_S(\omega)$ is an arbitrary normalization real parameter chosen such that the commutator relation

$$[\hat{B}_\omega, \hat{B}_{\omega'}^\dagger] = \delta(\omega - \omega') \quad (\text{A10})$$

holds. Thus, we obtain for $g_S(\omega)$

$$g_S(\omega) = \sqrt{\oint d\mathbf{o}_\mathbf{n} \, \mathbf{u} \cdot \left[\sum_\nu \mathbf{E}_{\omega\mathbf{n}\nu}^*(\mathbf{r}_a) \mathbf{E}_{\omega\mathbf{n}\nu}(\mathbf{r}_a) \right] \cdot \mathbf{u}}. \quad (\text{A11})$$

Then, the contribution of the scattered assisted field to \hat{V} is given by

$$\hat{V}^{(S)} = \left[\int_0^\infty d\omega g_S(\omega) \hat{B}_\omega + H.c. \right]. \quad (\text{A12})$$

On the other hand, the field operator $\hat{g}_{\omega\mathbf{n}\nu}$ can always be expressed as

$$\hat{g}_{\omega\mathbf{n}\nu} = \beta_{\omega\mathbf{n}\nu}^* \hat{B}_\omega + \sum_m [\beta_{\omega\mathbf{n}\nu}^m]^* \hat{B}_\omega^m, \quad (\text{A13})$$

where $\{\beta_{\omega\mathbf{n}\nu}^m\}$ is an orthonormal set of vector fields spanning the subspace orthogonal to $\beta_{\omega\mathbf{n}\nu}$, that is, $\int d\mathbf{o}_\mathbf{n} \sum_\nu [\beta_{\omega\mathbf{n}\nu}^m]^* \beta_{\omega\mathbf{n}\nu} = 0$. Note that every $\beta_{\omega\mathbf{n}\nu}^m$ does not couple to the emitter; \hat{B}_ω is the emitter-centered bright mode of the scattering assisted field, and $\{\hat{B}_\omega^m\}$ are an infinite number of dark modes. Consequently, the

contribution of the scattering assisted field to \hat{H}_E is expressed as

$$\hat{H}_E^{(S)} = \int_0^\infty d\omega \hbar \omega \hat{B}_\omega^\dagger \hat{B}_\omega + \int_0^\infty d\omega \hbar \omega \sum_m (\hat{B}_\omega^m)^\dagger \hat{B}_\omega^m. \quad (\text{A14})$$

Since dark modes are decoupled from the rest of the system, they do not contribute to the reduced dynamics of the quantum emitter. As consequence, we can set

$$\hat{H}_E^{(M)} = \int_0^\infty d\omega \hbar \omega \hat{A}_\omega^\dagger \hat{A}_\omega, \quad (\text{A15})$$

$$\hat{H}_E^{(S)} = \int_0^\infty d\omega \hbar \omega \hat{B}_\omega^\dagger \hat{B}_\omega. \quad (\text{A16})$$

Appendix B: Analytical Expressions for the Spectral Densities $\mathcal{J}_M(\omega)$ and $\mathcal{J}_S(\omega)$

We have introduced the characteristic spectral density $\mathcal{J}_0 = \frac{1}{6\pi^2} \frac{k_r}{\hbar \varepsilon_0} (\mu k_r)^2$ where k_r is a reference wavenumber that is equal to $k_p = \omega_p/c$ for the Drude sphere and to $k_c = \omega_c/a$ with $\omega_c = c/(a\sqrt{\chi_0})$ for the Debye sphere.

The scattering-assisted spectral density $\mathcal{J}^{(S)}(\omega) = (\frac{\mu}{\hbar})^2 g_S^2(\omega)$, with g_S defined in Eq. (25), can be derived, up to the frequency-dependent multiplicative factor \mathcal{J}_0 , by evaluating the power radiated to infinity by an electric dipole located near a spherical surface. Kim, Leung, and George [42] analytically computed this power by determining the flux of the Poynting vector through a spherical surface at infinity. The normalized spectral densities for the two cases, when the dipole orientation is tangential or radial to the spherical surface and located at a distance

d from the sphere's center, are given as follows:

$$\frac{\mathcal{J}_\parallel^{(S)}(\omega, d)}{\mathcal{J}_0} = \frac{3}{4} \left(\frac{k_\omega}{k_r} \right)^3 \sum_{n=1}^\infty (2n+1) \times \left[\left| j_n(k_\omega d) + A_n h_n^{(1)}(k_\omega d) \right|^2 + \left| \frac{\psi'_n(k_\omega d) + B_n \zeta'_n(k_\omega d)}{k_\omega d} \right|^2 \right] \quad (\text{B1})$$

$$\frac{\mathcal{J}_\perp^{(S)}(\omega, d)}{\mathcal{J}_0} = \frac{3}{2} \left(\frac{k_\omega}{k_r} \right)^3 \sum_{n=1}^\infty n(n+1)(2n+1) \left| \frac{j_n(k_\omega d) + B_n h_n^{(1)}(k_\omega d)}{k_\omega d} \right|^2 \quad (\text{B2})$$

where j_n are spherical Bessel functions, $h_n^{(1)}$ are spherical Hankel functions of the first kind, $\psi_n(x) = x j_n(x)$ and $\zeta_n(x) = x h_n^{(1)}(x)$ are the Riccati-Bessel functions [43, 44]. The Mie coefficients A_n and B_n that appear above are explicitly defined by:

$$A_n = \frac{j_n(k_\omega a) \psi'_n(k_\omega \sqrt{\varepsilon_\omega} a) - j_n(k_\omega \sqrt{\varepsilon_\omega} a) \psi'_n(k_\omega a)}{j_n(k_\omega \sqrt{\varepsilon_\omega} a) \zeta'_n(k_\omega a) - h_n^{(1)}(k_\omega a) \psi'_n(k_\omega \sqrt{\varepsilon_\omega} a)},$$

$$B_n = \frac{j_n(k_\omega a) \psi'_n(k_\omega \sqrt{\varepsilon_\omega} a) - \varepsilon_\omega j_n(k_\omega \sqrt{\varepsilon_\omega} a) \psi'_n(k_\omega a)}{\varepsilon_\omega j_n(k_\omega \sqrt{\varepsilon_\omega} a) \zeta'_n(k_\omega a) - h_n^{(1)}(k_\omega a) \psi'_n(k_\omega \sqrt{\varepsilon_\omega} a)} \quad (\text{B3})$$

Similarly, the medium-assisted spectral density $\mathcal{J}^{(M)}(\omega) = (\frac{\mu}{\hbar})^2 g_M^2(\omega)$, with g_M defined in Eq. 24, can be obtained, up to the frequency-dependent multiplicative factor \mathcal{J}_0 , from the power power absorbed within the volume of the sphere when it is excited by a nearby dipole and derived in [42, 45]:

$$\frac{\mathcal{J}_\parallel^{(M)}(\omega, d)}{\mathcal{J}_0} = -\frac{3}{4} \left(\frac{k_\omega}{k_r} \right)^3 \sum_{n=1}^\infty (2n+1) \times \left[\left| \frac{\zeta'_n(k_\omega d)}{k_\omega d} \right|^2 \left(\text{Re}(B_n) + |B_n|^2 \right) + \left| h_n^{(1)}(k_\omega d) \right|^2 \left(\text{Re}(A_n) + |A_n|^2 \right) \right] \quad (\text{B4})$$

$$\frac{\mathcal{J}_\perp^{(M)}(\omega, d)}{\mathcal{J}_0} = -\frac{3}{2} \left(\frac{k_\omega}{k_r} \right)^3 \sum_{n=1}^\infty n(n+1)(2n+1) \left| \frac{h_n^{(1)}(k_\omega d)}{k_\omega d} \right|^2 \left(\text{Re}(B_n) + |B_n|^2 \right) \quad (\text{B5})$$

Similarly, the quantity $\Gamma(\omega; \mathbf{r}_a)$ defined in 33, can be derived, up to the frequency-dependent multiplicative factor \mathcal{J}_0 , by evaluating the imaginary part of the dyadic Green function, which has been analytically evaluated in [42]:

$$\frac{\Gamma_\parallel(\omega, d)}{2\pi \mathcal{J}_0} = \left(\frac{k_\omega}{k_r} \right)^3 + \frac{3}{4} \left(\frac{k_\omega}{k_r} \right)^3 \times \text{Re} \sum_{n=1}^\infty (2n+1) \left[B_n \left(\frac{\zeta'_n(k_\omega d)}{k_\omega d} \right)^2 + A_n \left(h_n^{(1)}(k_\omega d) \right)^2 \right] \quad (\text{B6})$$

$$\frac{\Gamma_{\perp}(\omega, d)}{2\pi\mathcal{J}_0} = \left(\frac{k_{\omega}}{k_r}\right)^3 \left\{ 1 + \frac{3}{2} \operatorname{Re} \sum_{n=1}^{\infty} n(n+1)(2n+1)B_n \left[\frac{h_n^{(1)}(k_{\omega}d)}{k_{\omega}d} \right]^2 \right\} \quad (\text{B7})$$

Appendix C: Resonance frequencies and fractional bandwidths of a small sphere

In this Appendix, we present closed-form expressions for the resonance frequencies of a dielectric sphere, considering both metal (Drude) and dielectric (Debye) media in the limit of small particle size.

In the limit $(k_p a) \rightarrow 0$, the resonance frequencies of a Drude sphere with small material losses are approximated by [46]:

$$\frac{\omega_n}{\omega_p} \approx \sqrt{\frac{n}{2n+1}} \left[1 - \frac{(n+1)}{(3+2n)(4n^2-1)} (k_p a)^2 \right], \quad (\text{C1})$$

where n denotes the multipolar order: $n = 1$ (dipole), $n = 2$ (quadrupole), $n = 3$ (octupole), and so on.

The “fractional” bandwidth is the bandwidth of a resonance divided by its center frequency. A common definition is the 3-dB fractional bandwidth, which refers to the frequency range within which the scattered power is within 3 dB of its maximum value, meaning the range of frequencies over which the signal power is at least half of its peak value. The approximate 3dB fractional bandwidth of a plasmonic mode is [46]:

$$\text{FBW}_n = \frac{\nu}{\omega_n} + \frac{(n+1)(2n+1)}{n[(2n+1)!!]^2} \left(\frac{a\omega_n}{c_0} \right)^{2n+1}. \quad (\text{C2})$$

which is the sum of the contribution from the material losses (first term) and radiation losses (second term).

In limit $(k_c a) \rightarrow 0$, the resonance frequencies for a Debye sphere with negligible material losses are provided by the following expressions for magnetic type (H-type) and electric type (E-type) modes, respectively [46]:

$$\frac{\omega_{n,\ell}^{(H)}}{\omega_c} = z_{n-1,\ell} \left[1 + \frac{1}{2} \frac{2n+1}{2n-1} (k_c a)^2 \right], \quad (\text{C3a})$$

$$\frac{\omega_{n,\ell}^{(E)}}{\omega_c} = z_{n,\ell} \left[1 + \frac{1}{2} \frac{n+2}{n} (k_c a)^2 \right], \quad (\text{C3b})$$

where $z_{n,\ell}$ denotes the ℓ -th zero of the spherical Bessel function j_n , n represents the multipolar order of the resonance, the index ℓ indicates the number of maxima along the radial direction of the magnitude of the mode spatial distribution within the sphere. The H -type modes are

characterized by a zero radial electric field and include magnetic dipole ($n = 1$), quadrupole ($n = 2$), and octupole ($n = 3$) modes of order $\ell = 1, 2, \dots$. The E -type modes are distinguished by a spatial distribution of the mode with vanishing radial magnetic field. Examples include electric toroidal dipole ($n = 1$), toroidal quadrupole ($n = 2$) and toroidal octupole ($n = 3$) modes of different order $\ell = 1, 2, \dots$. The approximate 3dB fractional band-width of the dielectric modes are:

$$\text{FBW}_{n,\ell}^{(H)} \approx \tau\omega_{n,\ell}^{(H)} + \frac{2}{[z_{n-1,\ell}(2n-1)!!]^2} \left(\frac{a\omega_{n,\ell}^{(H)}}{c_0} \right)^{2n+1}. \quad (\text{C4a})$$

$$\text{FBW}_{n,\ell}^{(E)} \approx \tau\omega_{n,\ell}^{(E)} + \frac{2}{[n z_{n,\ell}(2n-1)!!]^2} \left(\frac{a\omega_{n,\ell}^{(E)}}{c_0} \right)^{2n+3}. \quad (\text{C4b})$$

which again consist of contributions from material losses (first term) and radiation losses (second term). Further details regarding these resonances in dielectric spheres can be found in Refs. [46, 47].

Appendix D: Damping rate in the Born-Markov approximation

The one-sided Fourier transform of the correlation function $\Sigma(\omega) = \int_0^{\infty} dt C(t) e^{i\omega t}$, i.e. the so-called spectral function, provides the fundamental parameters of the Lindblad master equation for the quantum emitter (e.g. [25]). The spectral function is expressed as $\Sigma(\omega) = (\hbar/\mu)^2 [\frac{1}{2}\gamma(\omega) + iS(\omega)]$ where $\gamma(\omega)$ is the damping rate and $S(\omega)$ is the Lamb shift of the quantum emitter due to the interaction with the electromagnetic environment, in the Lindbladian approximation. By applying the relation $\int_0^{\infty} dt e^{i\omega t} = \pi\delta(\omega) + i\mathcal{P}\frac{1}{\omega}$ (e.g., [48]) from 35 we obtain for the damping rate

$$\gamma(\omega) = 2\pi[\mathcal{J}_{td}^{(M)}(\omega) + \mathcal{J}_{td}^{(S)}(\omega)] \quad (\text{D1})$$

and for the Lamb shift

$$S(\omega) = \mathcal{P} \int_{-\infty}^{+\infty} d\omega' \frac{[\mathcal{J}_{td}^{(M)}(\omega') + \mathcal{J}_{td}^{(S)}(\omega')]}{\omega - \omega'}, \quad (\text{D2})$$

where \mathcal{P} indicates the Cauchy principal value. The damping rate due to the interaction of the quantum emitter with the overall electromagnetic environment is the sum of the damping rate $\gamma_M(\omega) = 2\pi\mathcal{J}_{td}^{(M)}(\omega)$ introduced by the medium-assisted bath and the damping rate $\gamma_S(\omega) = 2\pi\mathcal{J}_{td}^{(S)}(\omega)$ introduced by the scattering-assisted bath. Analogously, the Lamb shift is the sum of the Lamb shifts resulting from single baths. The damping rate and the Lamb-shift account for both the medium-assisted and the scattering-assisted baths as a single one [49], so $\gamma(\omega) = 2\pi\mathcal{J}_{eq}(\omega)$ and $S(\omega) = \mathcal{P} \int_{-\infty}^{+\infty} d\omega' \frac{\mathcal{J}_{eq}(\omega')}{\omega - \omega'}$. Notice also that this holds true irrespective of the definition of the equivalent spectral density.

-
- [1] A. Frisk Kockum, A. Miranowicz, S. De Liberato, S. Savasta, and F. Nori, Ultrastrong coupling between light and matter, *Nature Reviews Physics*, 1, 19 (2019).
- [2] W. Qin, A. Frisk Kockum, C. Sánchez Muñoz, A. Miranowicz, and F. Nori, Quantum amplification and simulation of strong and ultrastrong coupling of light and matter, *Physics Reports*, 1078, 1 (2024).
- [3] A. González-Tudela, A. Reiserer, J. J. García-Ripoll, and F. J. García-Vidal, Light-matter interactions in quantum nanophotonic devices, *Nature Reviews Physics*, 6, 166 (2024).
- [4] R. Chikkaraddy, B. de Nijs, F. Benz, S. J. Barrow, O. A. Scherman, E. Rosta, A. Demetriadou, P. Fox, O. Hess, and J. J. Baumberg, Single-molecule strong coupling at room temperature in plasmonic nanocavities, *Nature*, 535, 127 (2016).
- [5] F. J. García-Vidal, C. Ciuti, and T. W. Ebbesen, Manipulating matter by strong coupling to vacuum fields, *Science*, 373, eabd0336 (2021).
- [6] L. Y. Hsu, Chemistry Meets Plasmon Polaritons and Cavity Photons: A Perspective from Macroscopic Quantum Electrodynamics, *The Journal of Physical Chemistry Letters*, 16, 1604 (2025).
- [7] F. Schlawin, D. M. Kennes, and M. A. Sentef, Cavity quantum materials, *Applied Physics Reviews*, 9, 011312 (2022).
- [8] G. Jarc, S. Y. Mathengattil, A. Montanaro, F. Giusti, E. M. Rigoni, R. Sergo, F. Fassioli, S. Winnerl, S. D. Zilio, D. Mihailovic, P. Prelovšek, M. Eckstein, and D. Fausti, Cavity-mediated thermal control of metal-to-insulator transition in 1T-TaS₂, *Nature*, 622, 487 (2023).
- [9] S. Pannir-Sivajothi and J. Yuen-Zhou, Blackbody Radiation and Thermal Effects on Chemical Reactions and Phase Transitions in Cavities, *ACS Nano*, 19, 9896 (2025).
- [10] Z. Bacciconi, G. Piccitto, A. M. Verga, G. Falci, E. Paladino, and G. Chiriacò, Dissipation and non-thermal states in cryogenic cavities, *arXiv:2504.00591* (2025).
- [11] T. Gruner and D.-G. Welsch, Green-function approach to the radiation-field quantization for homogeneous and inhomogeneous Kramers-Kronig dielectrics, *Physical Review A*, 53, 1818 (1996).
- [12] H. T. Dung, L. Knöll, and D.-G. Welsch, Three-dimensional quantization of the electromagnetic field in dispersive and absorbing inhomogeneous dielectrics, *Physical Review A*, 57, 3931 (1998).
- [13] S. Scheel and S. Buhmann, Macroscopic quantum electrodynamics - Concepts and applications, *Acta Physica Slovaca. Reviews and Tutorials*, 58 (2008).
- [14] N. Westerberg and R. Bennett, Perturbative light-matter interactions; from first principles to inverse design, *Physics Reports*, 1026, 1 (2023).
- [15] O. D. Stefano, S. Savasta, and R. Girlanda, Mode expansion and photon operators in dispersive and absorbing dielectrics, *Journal of Modern Optics*, 48, 67 (2001).
- [16] A. Drezet, Quantizing polaritons in inhomogeneous dissipative systems, *Physical Review A*, 95, 023831 (2017).
- [17] V. Dorier, J. Lampart, S. Guérin, and H. R. Jauslin, Canonical quantization for quantum plasmonics with finite nanostructures, *Physical Review A*, 100, 042111 (2019).
- [18] V. Dorier, S. Guérin, and H.-R. Jauslin, Critical review of quantum plasmonic models for finite-size media, *Nanophotonics*, 9, 3899 (2020).
- [19] C. Forestiere and G. Miano, Operative approach to quantum electrodynamics in dispersive dielectric objects based on a polarization-mode expansion, *Physical Review A*, 106, 033701 (2022).
- [20] C. Forestiere and G. Miano, Integral formulation of the macroscopic quantum electrodynamics in dispersive dielectric objects, *Physical Review A*, 107, 063705 (2023).
- [21] D.-Y. Na, T. E. Roth, J. Zhu, W. C. Chew, and C. J. Ryu, Numerical framework for modeling quantum electromagnetic systems involving finite-sized lossy dielectric objects in free space, *Physical Review A*, 107, 063702 (2023).
- [22] G. Semin, H.-R. Jauslin, and S. Guérin, Canonical quantum plasmonics for finite nanostructures: Exact solution in one dimension, *Physical Review A*, 110, 043514 (2024).
- [23] A. Ciattoni, Quantum electrodynamics of lossy magnetodielectric samples in vacuum: Modified Langevin noise formalism, *Physical Review A*, 110, 013707 (2024).
- [24] G. Miano, L. M. Cangemi, and C. Forestiere, Quantum emitter interacting with a dispersive dielectric object: a model based on the modified Langevin noise formalism, *Nanophotonics*, (2025).
- [25] H. P. Breuer and F. Petruccione, *The Theory of Open Quantum Systems*, Oxford University Press, (2002).
- [26] L. Novotny and B. Hecht, *Principles of Nano-optics*, Cambridge University Press, (2006).
- [27] B. Vacchini, *Open Quantum Systems*, Springer, (2024).
- [28] S. Y. Buhmann and D.-G. Welsch, Casimir-Polder forces on excited atoms in the strong atom-field coupling regime, *Physical Review A*, 77, 012110 (2008).
- [29] J. Feist, A. I. Fernández-Domínguez, and F. J. García-Vidal, Macroscopic QED for quantum nanophotonics: emitter-centered modes as a minimal basis for multiemitter problems, *Nanophotonics*, 10, 477 (2021).
- [30] D. Tamascelli, A. Smirne, J. Lim, S. F. Huelga, and M. B. Plenio, Efficient Simulation of Finite-Temperature Open Quantum Systems, *Physical Review Letters*, 123, 090402 (2019).
- [31] J.-L. Orgiazzi, M. A. Yurtalan, and R. Belyansky, Ultrastrong coupling of a single artificial atom to an electromagnetic continuum in the nonperturbative regime, *Nature Physics*, 13, 39 (2017).
- [32] B. Peropadre, D. Zueco, D. Porras, and J. J. García-Ripoll, Nonequilibrium and nonperturbative dynamics of ultrastrong coupling in open lines, *Phys. Rev. Lett.*, 111, 243602 (2013).
- [33] C. J. Ryu, D.-Y. Na, and W. C. Chew, Matrix product states and numerical mode decomposition for the analysis of gauge-invariant cavity quantum electrodynamics, *Phys. Rev. A*, 107, 063707 (2023).
- [34] U. Schollwöck, The density-matrix renormalization group in the age of matrix product states, *Annals of Physics*, 326, 96 (2011).
- [35] J. Prior, A. W. Chin, S. F. Huelga, and M. B. Plenio, Efficient Simulation of Strong System-Environment Interactions, *Physical Review Letters*, 105, 050404 (2010).
- [36] H. Weimer, A. Kshetrimayum, and R. Orús, Simulation methods for open quantum many-body systems, *Reviews*

- of Modern Physics, 93, 015008 (2021).
- [37] U. Weiss, Quantum Dissipative Systems, 2nd edition, World Scientific, (1998).
 - [38] A. J. Leggett, S. Chakravarty, A. T. Dorsey, M. P. A. Fisher, A. Garg, and W. Zwerger, Dynamics of the dissipative two-state system, *Rev. Mod. Phys.*, 59, 1 (1987).
 - [39] K. Le Hur, Entanglement entropy, decoherence, and quantum phase transitions of a dissipative two-level system, *Annals of Physics*, 323, 2208 (2008).
 - [40] M. Carrega, P. Solinas, A. Braggio, M. Sassetti, and U. Weiss, Functional integral approach to time-dependent heat exchange in open quantum systems: general method and applications, *New Journal of Physics*, 17, 045030 (2015).
 - [41] J. Chen, J. Garwola, and D. Segal, Suppression of decoherence dynamics by a dissipative bath at strong coupling, *arXiv:2504.02796* (2025).
 - [42] Y. S. Kim, P. T. Leung, and T. F. George, Classical decay rates for molecules in the presence of a spherical surface: A complete treatment, *Surface Science*, 195, 1 (1988).
 - [43] M. Abramowitz and I. A. Stegun, Handbook of mathematical functions with formulas, graphs, and mathematical tables, US Government Printing Office, (1948).
 - [44] C. F. Bohren and D. R. Huffman, Absorption and scattering of light by small particles, John Wiley & Sons, (2008).
 - [45] G. C. des Francs, A. Bouhelier, E. Finot, J. C. Weeber, A. Dereux, C. Girard, and E. Dujardin, Fluorescence relaxation in the near-field of a mesoscopic metallic particle: distance dependence and role of plasmon modes, *Optics Express*, 16, 17654 (2008).
 - [46] C. Forestiere, G. Miano, and G. Rubinacci, Resonance frequency and radiative Q-factor of plasmonic and dielectric modes of small objects, *Phys. Rev. Research*, 2, 043176 (2020).
 - [47] C. Forestiere, G. Miano, and A. Alù, First-principles nanocircuit model of open electromagnetic resonators, *Physical Review Applied*, 22, 034014 (2024).
 - [48] W. Heitler, The Quantum Theory of Radiation, Dover Publications, New York, 3rd ed. (1984).
 - [49] P. P. Potts, Quantum thermodynamics, *arXiv:2406.19206* (2024).