

# CliniChat: A Multi-Source Knowledge-Driven Framework for Clinical Interview Dialogue Reconstruction and Evaluation

Jing Chen<sup>\*1</sup>, Zhihua Wei<sup>\*1</sup>, Wei Zhang<sup>2</sup>, Yingying Hu<sup>2</sup>, Qiong Zhang<sup>3</sup>

<sup>1</sup>College of Computer Science and Technology, Tongji University, Shanghai, China

<sup>2</sup>Zhongnan Hospital of Wuhan University, Wuhan, China

<sup>3</sup>Renmin Hospital of Wuhan University, Wuhan, China

{chenjing\_miss,zhihua\_wei}@tongji.edu.cn

## Abstract

Large language models (LLMs) hold great promise for assisting clinical interviews due to their fluent interactive capabilities and extensive medical knowledge. However, the lack of high-quality interview dialogue data and widely accepted evaluation methods has significantly impeded this process. So we propose CliniChat, a framework that integrates multi-source knowledge to enable LLMs to simulate real-world clinical interviews. It consists of two modules: Clini-Recon and Clini-Eval, each responsible for reconstructing and evaluating interview dialogues, respectively. By incorporating three sources of knowledge, Clini-Recon transforms clinical notes into systematic, professional, and empathetic interview dialogues. Clini-Eval combines a comprehensive evaluation metric system with a two-phase automatic evaluation approach, enabling LLMs to assess interview performance like experts. We contribute MedQA-Dialog, a high-quality synthetic interview dialogue dataset, and CliniChatGLM, a model specialized for clinical interviews. Experimental results demonstrate that CliniChatGLM's interview capabilities undergo a comprehensive upgrade, particularly in history-taking, achieving state-of-the-art performance.

## 1 Introduction

The clinical interview is the most fundamental task performed by physicians, spanning from history taking and physical examination to preliminary diagnosis. It involves intensive physician-patient interaction, especially during history taking, when physicians must inquire in detail with patients or their families to fully grasp the patient's medical history (Butler, 2023). Research has shown that physicians can reach a final diagnosis for 76% of cases based solely on good history taking (Keifenheim et al., 2015). For physicians, the clinical interview is a time-consuming and knowledge-intensive medical practice. A satisfactory interview often

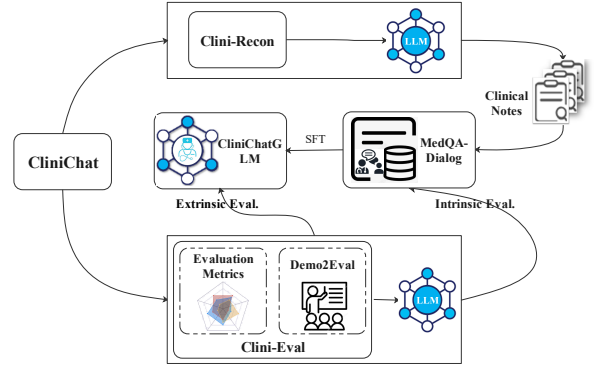


Figure 1: An overview of the CliniChat framework.

requires up to 40 rounds of physician-patient interaction (Zi-xuan et al., 2023), during which the physician must not only follow a structured interview process but also skillfully apply expertise, interview techniques, and diagnostic reasoning.

For a long time, the NLP community has been committed to developing tools to assist physicians in clinical interviews (Nash, 2010; Chung and Park, 2019; Hwang et al., 2020). However, due to limited knowledge coverage and interaction capabilities, these tools have failed to gain widespread adoption. With the advent of large language models (LLMs), the field of assisted clinical interviews has been revitalized. Specifically, LLMs offer two key advantages: they support smooth human-machine interaction, and some LLMs (Achiam et al., 2023; Baidu, 2024; Singhal et al., 2023) possess extensive medical knowledge and strong medical reasoning abilities, as evidenced by their outstanding performance in medical question-answering (MQA) tasks and medical licensing examinations.

When researchers set out to develop LLM-based assisted clinical interview systems, the first challenge they encounter is the scarcity of interview dialogue data, primarily due to privacy concerns. In response, some researchers turn to multi-turn medical dialogues collected from online health consultation

platforms to train LLMs (Yang et al., 2024; Chen et al., 2023a). However, these dialogues—typically brief interactions of no more than five turns and often containing noise—yield LLMs with limited interview capabilities. Other researchers attempt to synthesize interview dialogues (Liao et al., 2023; Chen et al., 2023b; Zhang et al., 2023). They use plain role-play prompts to guide LLMs in transforming source materials, like clinical notes and single-turn health consultations, into multi-turn dialogues. At first glance, such dialogues mirror realistic interview scenarios; however, they harbor a fundamental flaw: their rigid adherence to source materials results in interviews conducted from an ‘omniscient perspective,’ markedly diverging from the exploratory character of clinical interviews.

Additionally, there is no widely accepted method for assessing the interview capabilities of LLMs in this field. Current evaluation methods are diverse (Zhang et al., 2023; Chen et al., 2023a; Wang et al., 2024), covering expert evaluations, traditional automatic assessments, and the recently emerging LLM-based automated evaluation. The evaluation metrics they adopt also vary significantly: some are task-specific, some follow the evaluation metrics for natural language generation (NLG) tasks, and some are adapted from evaluation criteria used to assess real-world physicians’ interviewing performance—which, unfortunately, are not detailed or comprehensive enough.

In this paper, we propose CliniChat, a framework that integrates multi-source interview knowledge to enable LLMs to simulate real-world clinical interviews. It consists of two modules: Clini-Recon, a method for reconstructing interview dialogues, and Clini-Eval, an LLM-based automated evaluation approach. By incorporating interview knowledge from patient interview guidelines, LLMs, and physicians, Clini-Recon enables LLMs to convert clinical notes into standardized, professional, and empathetic interview dialogues. Clini-Eval features a comprehensive evaluation metric system focused on interview capabilities, coupled with a two-phase evaluation approach called Demo2Eval. Through the seamless integration of both, Clini-Eval allows LLMs to evaluate interview performance like experts. For an overview of the CliniChat framework, please refer to Figure 1. Experimental results validate CliniChat’s effectiveness as a promising solution for LLM-assisted clinical interviews.

Contributions of this paper are as follows:

- We introduce CliniChat, a framework that advances the application of LLMs in clinical interviews. The framework comprises a dialogue reconstruction module and an automated evaluation module, covering the complete pipeline from data construction and model training to evaluation. To the best of our knowledge, CliniChat is the first comprehensive, cost-effective, and efficient solution for integrating LLMs into clinical interviews.
- With Clini-Recon, we constructed MedQA-Dialog, a dataset comprising 10,263 highly realistic interview dialogues that span 3,154 diseases across 19 hospital departments. By fine-tuning ChatGLM2-6B (GLM et al., 2024) on MedQA-Dialog, we developed CliniChat-GLM, a model specifically for clinical interviews. The dataset, model, and code will be made public upon acceptance of the paper.
- We conducted extensive experiments with Clini-Recon, including intrinsic evaluations of interview dialogue quality and extrinsic assessments of interview performance in LLMs. The results show a comprehensive upgrade in CliniChatGLM’s interview capabilities. Especially in history taking, it surpasses the GLM-4-Air-simulated physician by 32.9% on pertinent metrics, achieving SOTA performance.

## 2 Related work

**Models Capable of Multi-Turn Medical Consultations** Super-large language models, whether closed-source (Achiam et al., 2023; Baidu, 2024; GLM et al., 2024) or open-source (Touvron et al., 2023), and whether general-purpose or specialized for medical use (Singhal et al., 2023), show significant potential in assisted clinical interviews. When prompted appropriately, they can partly simulate multi-turn physician-patient interactions (Fan et al., 2024). Large multimodal models (Tu et al., 2024; Saab et al., 2024) further expand this potential by integrating medical image analysis and genomic variant detection into medical consultations. However, their utility in real-world clinical interviews remains unexplored. In contrast, LLMs with deployable sizes show weaker potential for clinical interviews, especially for base models like Llama 2-7B (Touvron et al., 2023) and ChatGLM2-6B. Encouragingly, the Chinese medicine domain has recently seen a boost in deployable models capable of multi-turn health consultations, including

BianQue (Chen et al., 2023a), ZhongJing (Yang et al., 2024), and HuatuoGPT (Zhang et al., 2023). Nevertheless, their interview capabilities remain constrained, largely due to the substantial gap between their fine-tuning datasets and authentic clinical interviews.

**Quality-Enhanced Multi-Turn Medical Dialogues** As data quality largely determines model training effects, researchers have embarked on enhancing the quality of multi-turn medical dialogues. For real-world dialogues, a common approach is to leverage ChatGPT to refine physicians’ responses, improving their uniformity, professionalism, and empathy (Chen et al., 2023a; Bao et al., 2023; Yang et al., 2024). Whereas for synthetic dialogues, methods are more diverse: Hu et al. (2024) employed a three-step pipeline that incorporates prompts for dialogue generation, evidence evaluation, and refinement; Zhang et al. (2024) introduced a two-phase framework, Memo2Demo, which builds two roles: a psychological supervisor for consultation note generation and a psychological counselor for dialogue construction; Wang et al. (2024) proposed NoteChat, a cooperative multi-agent framework that utilizes LLMs for dialogue planning, role-playing, and polishing. While progress has been made, the dialogues generated by these methods still deviate from real-world clinical interviews, primarily due to their over-reliance on source materials and a narrow focus on isolated skills involved in clinical interviewing.

### 3 CliniChat

#### 3.1 Source Data

Clinical notes constitute a primary source for reconstructing clinical interview dialogues. They document crucial diagnostic and treatment information from patient encounters, typically organized according to the standardized Subjective, Objective, Assessment, and Plan (SOAP) format (Pearce et al., 2016). Nevertheless, privacy concerns significantly impede access to real clinical notes. As an alternative, we utilize the public MQA dataset, MedQA-USMLE (Jin et al., 2021), which offers clinical note-like data suitable for research purposes.

In MedQA-USMLE, case study questions constitute up to 90%. These questions simulate realistic clinical scenarios by presenting patient cases and examining medical students’ patient-centered skills, while following a structure parallel to the SOAP format used in clinical notes. Specifically,

they begin with a detailed description of the patient’s condition (Subjective), including basic information, chief complaint, history of present illness, past medical history, review of systems, personal history, family history, social history; follow with physical examination and other medical test findings (Objective); and end by asking for either the most likely diagnosis (Assessment) or the most appropriate follow-up examination or treatment (Plan). As single-choice questions, the definitive correct answers provide certainty in both assessment and plan. These features make these case study questions effective substitutes for clinical notes. See Figure 2 for an example case study question and its SOAP structure breakdown.

We performed a statistical analysis of the MedQA-USMLE training set from the perspective of clinical interviews. The set contains 9,123 case study questions (out of a total of 10,178), spanning 3,154 diseases. We then categorized the questions by standard hospital departments. Specifically, each question was mapped to the department most likely to handle the initial patient visit for the described condition, such as Cardiology, Neurology, Pediatrics, Obstetrics and Gynecology, Orthopedics, Urology, and Psychiatry. The results show that the questions span 19 departments, with the distribution shown in Figure 3 of Appendix A.

#### 3.2 Clini-Recon

To elucidate the design philosophy of Clini-Recon, we draw an analogy between reconstructing interview dialogues and preparing a dish. As is well known, preparing a dish requires ingredients (main ingredients, supporting ingredients, and seasonings), directions, and the cooking process. Returning to reconstructing interview dialogues, now all we have are the clinical notes (analogous to main ingredients), so Clini-Recon serves to supplement the missing elements. As illustrated in Figure 2, we divide it into four sub-tasks: 1) Interview planning (analogous to directions), 2) Knowledge preparation (analogous to supporting ingredients), 3) Role setting (analogous to seasonings), and 4) Dialogue generation (analogous to the cooking process).

**Interview Planning** Clinical interviewing is a complex process that combines standardization and personalization: it has clear goal orientation and a phased implementation process while also requiring flexibility to cope with specific patient groups or diseases. For most LLMs, planning inter-

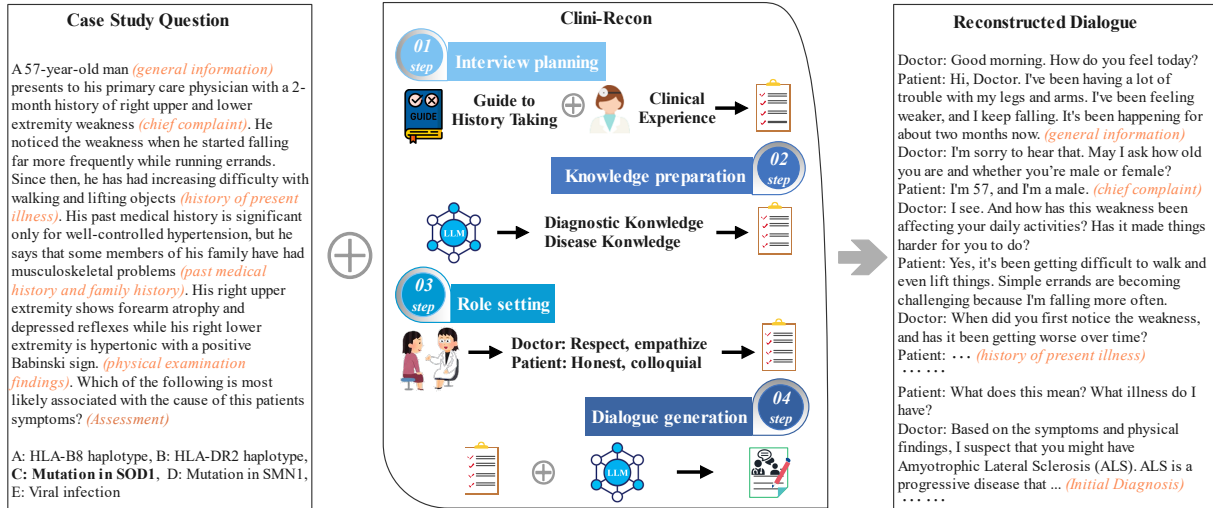


Figure 2: An overview of Clini-Recon, the clinical interview dialogue reconstruction method.

view steps is challenging. Valmeekam et al. (2023) points out that LLMs' planning capabilities are insufficient, which is reflected in their generated interview dialogues, with deviations in medical logic, confusion in physician-patient roles, and frequent emergence of false information (i.e., "hallucinations") (Wang et al., 2024). Instead, we adopted a manual planning strategy. Specifically, we meticulously planned the interview steps under the guidance of authoritative clinical guidelines and experienced physicians. LLMs are positioned solely as "execution tools," tasked with following pre-planned steps to produce high-quality dialogues.

First, we follow the SOAP format (detailed in Section 3.1) to plan the interview process. Based on this, we make two key adaptations: an additional subsection titled "customized inquiry" is introduced to the Subjective section, designed to capture the unique conditions of specific patient groups and diseases; additionally, treatment plans are excluded from the Plan section, as our primary focus is on diagnosis. This interview process is clearly well-suited for initial patient consultations.

Next, we plan the content for each section of the interview process—specifically, identifying the questions physicians should ask, the concerns patients might raise, and how physicians should respond. Among these sections, the Subjective section, i.e., history taking, being the most complex, requires careful planning. We reference the "GUIDE TO HISTORY TAKING AND EXAMINATION" from University College London Medical School<sup>1</sup>,

<sup>1</sup><https://www.ucl.ac.uk/epidemiology-health-care/sites/epidemiology-health-care/files/history-exam.pdf>

and incorporate valuable insights from five physicians across different departments. For the other sections, the content is planned based on our experiences. Note that some content requires further completion with knowledge from other subtasks; in these cases, we introduce pre-set placeholders. Meanwhile, we interfuse various interview techniques into the content, such as a mix of open-ended and closed-ended questions, non-leading questions, and non-consecutive questioning, to enhance the efficiency, accuracy, and patient experience of the interview. The well-planned interview content is shown in Figure 4 of Appendix B.

**Knowledge Preparation** As mentioned earlier, we have pre-set placeholders in the planned interview content, which effectively prevent our simulated interviews from falling into an 'omniscient' perspective. In fact, these placeholders exist due to a mismatch between the planned interview content and the clinical notes, particularly at the level of clinical knowledge. The objective of Subtask 2—Knowledge Preparation—is to bridge this knowledge gap and fill in these placeholders.

The knowledge gap primarily manifests in two sections: In the Subjective section, clinical notes typically document key symptoms and their progression that support a specific diagnosis; however, they often omit contextual details, such as the patient's lifestyle factors and detailed symptom descriptions—information that our interview content specifically seeks to explore; In the Assessment section, MedQA-USMLE case study questions deliberately omit diagnostic and therapeutic information



to test candidates’ clinical decision-making abilities—truth that our planned interview content aims to uncover through targeted questioning. To bridge this gap, we constructed a diagnostic knowledge system, incorporating elements such as ‘Preliminary Diagnosis’ (further divided into ‘Most Likely Disease’ and ‘Differential Diagnosis’), ‘Diagnostic Basis,’ and ‘Confirmatory Tests’; along with a disease knowledge system surrounding the ‘Most Likely Disease,’ which covers aspects like ‘Signs and Symptoms,’ ‘Risk Factors,’ and ‘Customized Inquiry.’ For the complete knowledge systems, please refer to the prompt for this subtask in Figure 5 in Appendix B. We aligned each element in the knowledge systems with pre-set placeholders in the interview content (as shown in Figure 4).

**Role Setting** Role setting imbues the simulated interview dialogues with human-like qualities. We define the roles of both the patient and the physician based on real-world personality traits and the expectations of each party. During patient interviews, physicians are expected to demonstrate humanistic care—listening attentively and showing genuine sympathy and respect for their patients. Patients or their families generally cooperate fully, answering each question honestly, though they often use everyday language to describe their conditions due to limited medical knowledge. Additionally, for questions that extend beyond the scope of the clinical notes, patients should respond with "No" or "Not sure," avoiding the introduction of unsupported or inconsistent information. For the prompt of this subtask, please refer to Figure 6 of Appendix B

**Dialogue Generation** All the "ingredients" for reconstructing interview dialogues are in place, and Clini-Recon will guide the LLM in generating the dialogues. When selecting LLMs, generally, the more advanced, the better—though this comes with higher call costs. Fortunately, extensive manual planning has significantly reduced Clini-Recon’s reliance on cutting-edge LLMs, such as GPT-4o or Claude 3.5 Sonnet. Instead, less advanced LLMs, like ERNIE Bot 3.5 (Baidu, 2024) and GLM-4-Air, are sufficient for the task. In this study, we have selected the highly cost-effective GLM-4-Air, whose call cost is only 1/45th that of GPT-4. Guided by Clini-Recon, GLM-4-Air first performs clinical reasoning on the provided clinical notes and outputs the knowledge required for Subtask 2: Knowledge Preparation. It then seamlessly integrates this knowledge, role settings, and clinical notes into the

well-planned interview content, generating standardized, professional, and empathetic simulated clinical interview dialogues.

### 3.3 Clini-Eval

**Evaluation Metrics** Our metrics for evaluating simulated clinical interviews evolve from three sources of criteria. For the Subjective section, we reference the standardized patient interview scoring criteria from Peking Union Medical College and the MASTER INTERVIEW RATING SCALE from Tulane University School of Medicine<sup>2</sup>, and propose two core metrics—"Mastery of Patient Medical History" (with 16 sub-metrics) and "Interviewing Techniques" (with 8 sub-metrics). In addition to these traditional metrics, we introduced new metrics to accommodate the unique features of our simulated interviews: for the newly added "Customized Inquiry" subsection, we added a metric of the same name; given the differences in interview style between LLM-simulated and real physicians, we incorporated novel metrics such as "Max Two Questions per Inquiry" and "Brief and To-the-Point Responses." For the Objective, Assessment, and Plan sections, we drew on the Multi-View Evaluation Criteria (Fan et al., 2024) and introduced four major metrics on the consistency of examination results, diagnostic results, diagnostic basis, and confirmatory tests. Ultimately, our evaluation metric system comprises six main metrics and thirty sub-metrics. To the best of our knowledge, this is currently the most comprehensive metric system for evaluating LLM-based simulated clinical interviews. For all evaluation metrics, scores, and descriptions, please see Table 6 in Appendix C.

**Demo2Eval** In clinical interview skill training, the demonstration teaching method plays a key role. Students observe experienced physicians conducting interview demonstration, followed by immediate simulation. The clinical instructor then provides feedback on students’ performance by comparing it to the demonstration. Inspired by this, we propose an LLM-based two-phase automated evaluation method, named "Demo2Eval." Given a clinical note and a simulated interview dialogue based on it, the LLM first assumes the role of a senior physician to convert the clinical note into an interview demonstration, then shifts to the role of a clinical instructor to evaluate the simulated

<sup>2</sup><https://www.dmu.edu/wp-content/uploads/Master-Interview-Rating-Scale.pdf>

dialogue by comparing it with the demonstration.

**Demo Generation** At this phase, we prompt an LLM to play the role of a senior physician and transform the clinical note into an interview demonstration through a two-step process. Step 1: diagnostic conclusion extraction, which asks the LLM to extract diagnostic conclusions from the clinical note, including the "Most Likely Disease," "Differential Diagnoses," "Diagnosis Basis," and "Confirmation Tests." Step 2: history-taking planning, which requires the LLM to provide a detailed history-taking plan based on the diagnostic conclusions and the clinical note. For MedQA-USMLE case study questions, Step 1 differs slightly: instead of directly extracting the diagnostic conclusion, the LLM must reason through it. To ensure high-quality interview demonstrations, we use GPT-4o to simulate the senior physician. The prompt for demo generation is in Figure 7 of Appendix D.

**Comparative Evaluation** At this phase, we assign the role of a clinical instructor to an LLM and prompt it to assess the physician’s performance in simulated clinical interviews by referencing the interview demonstration. The evaluation process begins with a subjective assessment, where the LLM compares each point in the interview demonstration with the interview dialogue and provides an evaluation. This is followed by a quantitative evaluation, in which the LLM assigns scores for each evaluation metric based on the results of the subjective assessment. Finally, the overall interview performance is determined by combining the results of both evaluations. This step-by-step process faithfully reproduces the rigorous procedure of real-world clinical interview scoring. To ensure the reliability of the evaluation, we use GPT-4o to simulate the examiner. For the comparative evaluation prompt, please refer to Figure 8 in the appendix.

## 4 Experiments

### 4.1 MedQA-Dialog

Statistical Index	Value
Max dialogue turns	67
Min dialogue turns	19
Avg. dialogue turns	32
Avg. words in a patient utterance	11.7
Avg. words in a physician utterance	14.8

Table 1: Statistics of our MedQA-Dialog dataset.

We used case study questions from the MedQA-

USMLE training and development sets to reconstruct clinical interview dialogues. Guided by Clini-Recon, GLM-4-Air generated 10,263 dialogues that closely simulate real-world clinical interviews, resulting in the MedQA-Dialog dataset. Table 1 presents the dataset statistics, and an example dialogue is provided in Figure 9 in the appendix.

### 4.2 Intrinsic Evaluation of CliniChat

To show the superiority of our MedQA-Dialog dataset in simulating real-world clinical interviews, we randomly selected 90 dialogues from it for comparative evaluation. Specifically, we compared these with interview dialogues generated by the following methods (for the criteria used to select these comparison methods, please refer to the appendix): 1) Direct role-play prompting + GPT-4o; 2) Direct role-play prompting + GLM-4-Air; 3) Interactive role-play prompting + GLM-4-Air. These methods were applied to the source case study questions corresponding to the 90 dialogues to generate their respective dialogues. Clini-Eval was used to comprehensively evaluate these dialogues. We present the two role-play prompts of the comparison methods in Figure 10 and Figure 11 of Appendix E.

The overall experimental results are shown in Table 2. Statistical analysis shows that Clini-Recon generates significantly more dialogue turns, better mirroring the natural flow of real clinical interviews and resulting in higher patient satisfaction. Moreover, it maintains concise utterances from both physicians and patients, facilitating better patient understanding and engagement in the conversation. From a clinical perspective, the aggregate interview performance of Clini-Recon surpasses the strongest baseline by 28.9%. While showing marginally lower scores in the Examination Results Consistency and Diagnostic Results Consistency metrics, it demonstrates remarkable improvements across other metrics. Most impressively, it outperforms the next-best method by 50.6% in Mastery of Patient Medical History and 22.5% in Interview Techniques. These results provide strong evidence that Clini-Recon, by incorporating multi-source interview knowledge into GLM-4-Air, significantly improves the quality of reconstructed clinical dialogues, particularly in gathering patient history - a crucial component of clinical interviews.

To gain insight into the adaptability of Clini-Recon, we categorized the intrinsic evaluation results by hospital department. Here, we narrow our focus to seven departments with different in-

Method	Statistical Indices		Interview Evaluation Metrics						
	Avg. Turns	Avg. Words Phys. / Pt.	Medical History	Interview Techniques	Medical Exam	Diagnosis Result	Diagnosis Basis	Confirm. Tests	Total Score
Direct Role-play + GLM-4-Air	8.2	33.7 / 18.2	<u>21.54</u>	18.36	3.23	7.93	7.45	3.64	62.15
Direct Role-play + GPT-4o	10.7	27.3 / 13.5	20.24	<u>19.03</u>	<b>3.71</b>	<b>8.83</b>	<u>7.51</u>	<u>3.86</u>	<u>63.18</u>
Interactive Role-play + GLM-4-Air	7.8	48.8 / 26.2	16.33	14.25	2.95	7.08	6.47	2.86	49.94
<b>Clini-Recon + GLM-4-Air</b>	28.7	18.5 / 13.1	<b>32.44</b>	<b>23.31</b>	<u>3.52</u>	<u>8.79</u>	<b>8.45</b>	<b>4.92</b>	<b>81.43</b>

Table 2: Intrinsic evaluation results on CliniChat. The best score is in-bold, while the second best score is underlined.

Method	Department	Metrics						
		Medical History	Interview Techniques	Medical Exam	Diagnosis Result	Diagnosis Basis	Confirm. Tests	Total Score
Direct Role-play + GLM-4-Air	Cardiology	20.38	18.72	3.15	7.78	7.26	3.53	60.82
	Endocrinology	21.91	19.08	3.32	8.48	7.81	4.11	64.71
	Neurology	23.92	19.26	3.23	7.67	7.33	4.00	65.41
	Infectious Diseases	21.45	18.67	3.28	8.00	7.62	3.69	62.71
	Psychiatry	19.58	16.67	3.35	7.56	6.89	3.31	57.36
	Gynecology	21.12	18.69	3.14	8.10	7.52	3.60	62.17
	Pediatrics	20.83	17.42	3.34	7.43	7.05	2.91	58.98
<b>Clini-Recon + GLM-4-Air</b>	Cardiology	34.81 (+71%)	23.87 (+28%)	3.57	8.89	8.59	5.20	84.93 (+40%)
	Endocrinology	34.41 (+57%)	23.54 (+23%)	3.62	9.05	8.76	5.14	84.52 (+31%)
	Neurology	36.23 (+51%)	23.67 (+23%)	3.45	8.78	8.33	5.70	86.16 (+32%)
	Infectious Diseases	32.8 (+53%)	22.64 (+21%)	3.60	9.33	8.67	5.31	82.35 (+31%)
	Psychiatry	28.57 (+46%)	18.97 (+14%)	3.50	7.89	7.78	4.21	70.92 (+24%)
	Gynecology	32.61 (+54%)	22.04 (+18%)	3.42	8.29	7.81	4.71	78.88 (+27%)
	Pediatrics	32.37 (+55%)	22.26 (+28%)	3.53	8.57	8.48	5.14	80.35 (+36%)

Table 3: Intrinsic evaluation results on CliniChat categorized by hospital department. The values in parentheses indicate the metric improvement of our method vs. the baseline method for dialogues from the same department.

interview emphases and higher dialogue proportions: Cardiology, Endocrinology, Neurology, Infectious Diseases, Psychiatry, Gynecology, and Pediatrics. The results are presented in Table 3.

As shown in Table 3, Clini-Recon’s adaptability varies across departments. It demonstrates the highest adaptability in Cardiology and Neurology, where its reconstructed dialogues exhibit the most pronounced enhancements, with the primary contribution coming from the mastery of patient medical history, achieving impressive improvements of 71% and 57%, respectively. This suggests that Clini-Recon aligns well with the interview patterns of Cardiology and Neurology. In contrast, Psychiatry poses the greatest challenge, with considerable but relatively least improvements in both aggregate performance and history taking. This limitation likely arises from the emphasis of psychiatric consultations on psychological symptoms and emotional states, aspects that require more sophisticated interpretation than Clini-Recon currently provides. These differences in adaptability highlight the specificity of clinical interviews across departments and suggest that future versions of Clini-Recon should integrate more nuanced, department-

specific interview knowledge to better adapt to various departments.

### 4.3 Extrinsic Evaluation of CliniChat

**CliniChatGLM** To evaluate how interview dialogues generated by Clini-Recon can enhance the clinical interview capabilities of LLMs, we fine-tuned ChatGLM2-6B<sup>3</sup> on the MedQA-Dialog dataset using the P-Tuning v2 technique (Liu et al., 2021). During fine-tuning, only the physician’s utterances were used as training labels. In this way, we developed an LLM tailored for clinical interview tasks, named CliniChatGLM. For hyperparameter setting, see Table 5 in the appendix.

**Baselines and Evaluation Dataset** We selected three groups of models as baselines: our backbone model, ChatGLM2-6B; two close rivals to GPT-4o, GLM-4-Air and Spark4.0 Ultra<sup>4</sup>; and two open-source Chinese medical LLMs, BianQue (Chen et al., 2023a) and HuatuoGPT (Zhang et al., 2023).

Comparative experiments were conducted on the MedQA-USMLE test set. Due to the high cost of

<sup>3</sup><https://huggingface.co/THUDM/chatglm2-6b>

<sup>4</sup><https://xinghuo.xfyun.cn/sparkapi>

Model	Statistical Indices		Interview Evaluation Metrics						
	Avg. Turns	Avg. Words Phys. / Pt.	Medical History	Interview Techniques	Medical Exam	Diagnosis Result	Diagnosis Basis	Confirm. Tests	Total Score
BianQue	7.7	12.9 / 33.4	11.38	15.04	1.21	2.34	2.04	1.60	33.61
HuatuoGPT	5.2	261.3 / 61.7	10.97	16.41	2.75	4.85	4.34	3.26	42.58
Spark4.0 Ultra	9.9	157.8 / 33.5	19.91	<u>18.34</u>	<u>2.92</u>	5.96	5.30	3.51	55.94
ChatGLM2-6B	11.2	78.8 / 31.8	15.86	16.23	1.65	2.87	2.66	2.02	41.29
GLM-4-Air	7.0	158.4 / 46.2	<u>21.72</u>	17.67	<b>3.23</b>	<b>7.42</b>	<b>6.91</b>	<b>3.96</b>	<u>60.91</u>
<b>CliniChatGLM</b>	33.1	13.8 / 20.2	<b>29.62</b>	<b>22.74</b>	2.76	<u>6.28</u>	<u>5.91</u>	<u>3.83</u>	<b>71.14</b>

Table 4: Extrinsic evaluation results on CliniChat. The best score is in-bold, while the second best is underlined.

GPT-4o API calls, we did not use all case study questions in the set for extrinsic evaluation. Instead, we first randomly selected 100 case study questions and manually filtered them based on whether they contained sufficient information about the chief complaint, medical history, and medical examination results. Finally, 70 questions were selected and used as the extrinsic evaluation dataset.

**Automatic Evaluation** Given a case study question, we prompt GLM-4-Air to play the patient role and engage in dynamic multi-turn interactions with a physician LLM, and the role setting is consistent with that of Clini-Recon. The interaction process varies depending on the group of physician LLMs: medical LLMs engage directly in the dialogue, while general-purpose LLMs require additional prompts to play the physician role. Dialogues generated from physician-patient LLM interactions are used as subjects for extrinsic evaluation. Clini-Eval is employed to assess the clinical interview capabilities of the physician role in these dialogues. For the detailed role-play prompts, please refer to Figure 12 and Figure 13 in Appendix F.

**Results** The results are presented in Table 4. Statistical results indicate that CliniChatGLM inherits the characteristics of high interaction turns and concise utterances from MedQA-Dialog, with approximately 28 dialogue turns dedicated to systematic and comprehensive history taking. In contrast, baseline models such as GLM-4-Air, Sark4.0 Ultra, and HuatuoGPT typically make a diagnosis within fewer than five dialogue turns, with longer individual utterances. An analysis of dialogue instances from these baseline models reveals that their lengthy utterances are driven by two primary factors: a tendency to ask multiple questions within a single utterance, and the retention of generalized health advice generation patterns, a characteristic of LLMs trained on single-turn QA tasks.

The Clini-Eval evaluation results reveal CliniChatGLM’s exceptional performance in clinical interviewing, particularly in Mastery of Patient Medical History and Interview Techniques, where it surpasses the strongest baseline model by 36.4% and 28.7%, respectively. While CliniChatGLM demonstrates substantial improvements over ChatGLM2-6B across the remaining metrics (from left to right 67.3%, 218.8%, 222.2%, and 189.6%, respectively), it still slightly lags behind GLM-4-Air, particularly in the diagnosis-related metrics. This discrepancy likely stems from GLM-4-Air’s more advanced specialized knowledge and clinical reasoning capabilities. These findings provide clear direction for the future development of CliniChatGLM: While continuing to strengthen its patient history-taking capabilities, efforts should also focus on expanding and diversifying the training corpus to enhance its medical knowledge base and clinical reasoning capability.

## 5 Conclusion

In this paper, we present CliniChat, a multi-source knowledge-driven framework that advances the application of LLMs in assisted clinical interviews. The framework consists of two modules: Clini-Recon for interview dialogue reconstruction, and Clini-Eval for simulated interview evaluation, forming an end-to-end pipeline spanning data construction, model training, and evaluation methodologies. Using Clini-Recon, we constructed MedQA-Dialog, a high-quality synthetic interview dialogue dataset. By fine-tuning ChatGLM2-6B on this dataset, we developed CliniChatGLM. Experimental results demonstrate CliniChatGLM’s superior performance in simulated clinical interviews, particularly excelling in history-taking compared to other LLMs. In conclusion, CliniChat provides an end-to-end, cost-effective, and efficient solution for LLM-assisted clinical interviews.



## Limitations

While CliniChat shows great promise in advancing LLM-assisted clinical interviews, several limitations warrant attention beyond those discussed in the Experiments Section. Due to budget and time constraints, state-of-the-art LLMs like GPT-4o were not incorporated into the dialogue reconstruction, leaving uncertainties regarding CliniChat’s full capabilities. Additionally, inherent issues with LLMs, such as knowledge bias and hallucinations, could introduce inaccuracies into the generated interview dialogues, highlighting the need for robust quality validation mechanisms. Our evaluation relied solely on the Clini-Eval-guided GPT-4o automated assessment method, which, while providing a degree of objectivity and accuracy in the evaluation results, cannot fully replace expert clinical judgment. Future work will incorporate expert evaluations to further validate the alignment between automated and human assessments.

## Ethical Statement

**Data Privacy** Although the CliniChat framework is grounded in clinical notes, which inherently raises concerns about privacy disclosure, this study effectively circumvents these issues. We achieve this by using clinical note-like data, specifically the MedQA-USMLE case study questions. The MedQA-USMLE dataset is collected from the United States Medical Licensing Examination and contains no real patient information, ensuring full compliance with HIPAA regulations. Moreover, during the dialogue reconstruction process with Clini-Recon, we relied solely on general medical knowledge and standard interview protocols, excluding any personal patient details. This approach guarantees that the MedQA-Dialog dataset remains in strict compliance with HIPAA regulations.

**Potential Risks of the Model** While the current version of CliniChatGLM captures the ‘form’ of clinical interviews by successfully replicating doctor-patient interaction patterns, it still falls short of fully achieving the ‘essence’. First, being trained exclusively on the synthetic MedQA-Dialog dataset, it will inevitably show poor performance in diagnosing certain specific groups or diseases when the disease or patient groups covered by the dataset is not balanced. In addition, its flexibility, adaptability, and accuracy also cannot match those of human physicians. Second, the absence of rein-

forcement learning from human feedback may lead to insufficient sensitivity when addressing user privacy concerns. These limitations pose significant medical risks, ranging from potential misdiagnosis to ethical and privacy risks. We emphasize that CliniChatGLM is an early-stage, research-focused model developed to explore the potential of LLMs in assisting clinical interviews, not a solution ready for clinical use. Users should clearly understand that the output of this model is intended solely for research and educational purposes, and all decisions related to diagnosis or treatment must be made by qualified medical professionals.

## References

- Josh Achiam, Steven Adler, Sandhini Agarwal, Lama Ahmad, Ilge Akkaya, Florencia Leoni Aleman, Diogo Almeida, Janko Altschmidt, Sam Altman, Shyamal Anadkat, et al. 2023. Gpt-4 technical report. *arXiv preprint arXiv:2303.08774*.
- Baidu. 2024. *Ernie-bot 4.0*. Accessed 5-January-2024.
- Zhijie Bao, Wei Chen, Shengze Xiao, Kuang Ren, Jiaao Wu, Cheng Zhong, Jiajie Peng, Xuanjing Huang, and Zhongyu Wei. 2023. Disc-medllm: Bridging general large language models and real-world medical consultation. *arXiv preprint arXiv:2308.14346*.
- S Butler. 2023. History taking for advanced clinical practitioners: what should you ask. *Nursing Times*.
- Yirong Chen, Zhenyu Wang, Xiaofen Xing, Zhipei Xu, Kai Fang, Junhong Wang, Sihang Li, Jiuling Wu, Qi Liu, Xiangmin Xu, et al. 2023a. Bianque: Balancing the questioning and suggestion ability of health llms with multi-turn health conversations polished by chatgpt. *arXiv preprint arXiv:2310.15896*.
- Yirong Chen, Xiaofen Xing, Jingkai Lin, Huimin Zheng, Zhenyu Wang, Qi Liu, and Xiangmin Xu. 2023b. Soulchat: Improving llms’ empathy, listening, and comfort abilities through fine-tuning with multi-turn empathy conversations. In *Findings of the Association for Computational Linguistics: EMNLP 2023*, pages 1170–1183.
- Kyungyong Chung and Roy C Park. 2019. Chatbot-based healthcare service with a knowledge base for cloud computing. *Cluster Computing*, 22:1925–1937.
- Zhihao Fan, Jialong Tang, Wei Chen, Siyuan Wang, Zhongyu Wei, Jun Xi, Fei Huang, and Jingren Zhou. 2024. Ai hospital: Interactive evaluation and collaboration of llms as intern doctors for clinical diagnosis. *arXiv preprint arXiv:2402.09742*.
- Team GLM, Aohan Zeng, Bin Xu, Bowen Wang, Chenhui Zhang, Da Yin, Dan Zhang, Diego Rojas, Guanyu Feng, Hanlin Zhao, et al. 2024. Chatglm: A family

- of large language models from glm-130b to glm-4 all tools. *arXiv preprint arXiv:2406.12793*.
- Jinpeng Hu, Tengpeng Dong, Luo Gang, Hui Ma, Peng Zou, Xiao Sun, Dan Guo, Xun Yang, and Meng Wang. 2024. Psycollm: Enhancing llm for psychological understanding and evaluation. *IEEE Transactions on Computational Social Systems*.
- Tae-Ho Hwang, JuHui Lee, Se-Min Hyun, and KangYoon Lee. 2020. [Implementation of interactive health-care advisor model using chatbot and visualization](#). In *2020 International Conference on Information and Communication Technology Convergence (ICTC)*, pages 452–455.
- Di Jin, Eileen Pan, Nassim Oufattole, Wei-Hung Weng, Hanyi Fang, and Peter Szolovits. 2021. What disease does this patient have? a large-scale open domain question answering dataset from medical exams. *Applied Sciences*, 11(14):6421.
- Katharina E Keifenheim, Martin Teufel, Julianne Ip, Natalie Speiser, Elisabeth J Leehr, Stephan Zipfel, and Anne Herrmann-Werner. 2015. Teaching history taking to medical students: a systematic review. *BMC medical education*, 15:1–12.
- Yusheng Liao, Yutong Meng, Hongcheng Liu, Yanfeng Wang, and Yu Wang. 2023. An automatic evaluation framework for multi-turn medical consultations capabilities of large language models. *arXiv preprint arXiv:2309.02077*.
- Xiao Liu, Kaixuan Ji, Yicheng Fu, Weng Lam Tam, Zhengxiao Du, Zhilin Yang, and Jie Tang. 2021. P-tuning v2: Prompt tuning can be comparable to fine-tuning universally across scales and tasks. *arXiv preprint arXiv:2110.07602*.
- David B Nash. 2010. Isabel, a new diagnostic aid for the 21st century. *Pharmacy and Therapeutics*, 35(12):651.
- Patricia F Pearce, Laurie Anne Ferguson, Gwen S George, and Cynthia A Langford. 2016. The essential soap note in an ehr age. *The Nurse Practitioner*, 41(2):29–36.
- Khaled Saab, Tao Tu, Wei-Hung Weng, Ryutaro Tanno, David Stutz, Ellery Wulczyn, Fan Zhang, Tim Strother, Chunjong Park, Elahe Vedadi, et al. 2024. Capabilities of gemini models in medicine. *arXiv preprint arXiv:2404.18416*.
- Karan Singhal, Tao Tu, Juraj Gottweis, Rory Sayres, Ellery Wulczyn, Le Hou, Kevin Clark, Stephen Pfohl, Heather Cole-Lewis, Darlene Neal, et al. 2023. Towards expert-level medical question answering with large language models. *arXiv preprint arXiv:2305.09617*.
- Hugo Touvron, Louis Martin, Kevin Stone, Peter Albert, Amjad Almahairi, Yasmine Babaei, Nikolay Bashlykov, Soumya Batra, Prajjwal Bhargava, Shruti Bhosale, et al. 2023. Llama 2: Open foundation and fine-tuned chat models. *arXiv preprint arXiv:2307.09288*.
- Tao Tu, Shekoofeh Azizi, Danny Driess, Mike Schaekermann, Mohamed Amin, Pi-Chuan Chang, Andrew Carroll, Charles Lau, Ryutaro Tanno, Ira Ktena, et al. 2024. Towards generalist biomedical ai. *NEJM AI*, 1(3):AIoa2300138.
- Karthik Valmeekam, Matthew Marquez, Sarath Sreedharan, and Subbarao Kambhampati. 2023. On the planning abilities of large language models-a critical investigation. *Advances in Neural Information Processing Systems*, 36:75993–76005.
- Junda Wang, Zonghai Yao, Zhichao Yang, Huixue Zhou, Rumeng Li, Xun Wang, Yucheng Xu, and Hong Yu. 2024. Notechat: a dataset of synthetic patient-physician conversations conditioned on clinical notes. In *Findings of the Association for Computational Linguistics ACL 2024*, pages 15183–15201.
- Songhua Yang, Hanjie Zhao, Senbin Zhu, Guangyu Zhou, Hongfei Xu, Yuxiang Jia, and Hongying Zan. 2024. Zhongjing: Enhancing the chinese medical capabilities of large language model through expert feedback and real-world multi-turn dialogue. In *Proceedings of the AAAI Conference on Artificial Intelligence*, volume 38, pages 19368–19376.
- Chenhao Zhang, Renhao Li, Minghuan Tan, Min Yang, Jingwei Zhu, Di Yang, Jiahao Zhao, Guancheng Ye, Chengming Li, and Xiping Hu. 2024. [CPsyCoun: A report-based multi-turn dialogue reconstruction and evaluation framework for Chinese psychological counseling](#). In *Findings of the Association for Computational Linguistics: ACL 2024*, pages 13947–13966, Bangkok, Thailand. Association for Computational Linguistics.
- Hongbo Zhang, Junying Chen, Feng Jiang, Fei Yu, Zhihong Chen, Guiming Chen, Jianquan Li, Xiangbo Wu, Zhang Zhiyi, Qingying Xiao, et al. 2023. HuatuoGPT, towards taming language model to be a doctor. In *Findings of the Association for Computational Linguistics: EMNLP 2023*, pages 10859–10885.
- CHEN Zi-xuan, WANG Jin, PENG Chun, GUO Fengying, Zhai Xing, and WANG Ruo-jia. 2023. [Research on doctor-patient interaction model in online medical consultation platforms](#). *Medicine and Philosophy*, 44(10):76–80.

## A Statistics of Case Study Questions

We categorize the case study questions in the MedQA-USMLE training set by standard hospital departments. More specifically, each question was mapped to the department most likely to handle the initial patient visit for the described condition, such as Cardiology, Neurology, Pediatrics, Obstetrics and Gynecology, Orthopedics, Urology, and Psychiatry. The statistical results show that the

questions span 19 departments, with the distribution shown in Figure 3.

## B Prompts of Clini-Recon

**Prompt for Interview Planning** In Figure 4, we present the manually planned interview content, i.e., the prompt for interview planning. The secondary headings, such as 2.1 and 2.2, outline the interview process, while the lower-level headings and bullet points provide detailed content. This content integrates knowledge from patient interview guidelines and physicians’ expertise, while also incorporating various interview techniques.

**Prompt for Knowledge Preparation** Figure 5 illustrates the prompt for knowledge preparation, which aims to bridge the clinical knowledge gap between the clinical notes and the planned interview content. Guided by this prompt, LLMs provide the knowledge listed in the diagnostic and disease knowledge systems. This knowledge is then used in the dialogue generation process to fill in the pre-set placeholders within the interview planning prompt.

**Prompt for Role Setting** In Figure 6, we present the prompt for the Subtask of Role Setting, which encompasses inquiry rules for physicians and response rules for patients. The physician rules emphasize humanistic care by promoting deep sympathy and respect for patients, whereas the patient rules aim to ensure that responses align with the general patient profile and the information provided in the clinical notes, while maintaining coherent and fluid communication.

## C Evaluation Metrics

To establish a widely accepted metric system for evaluating the physician’s performance in LLM-based simulated interview dialogues, we begin with real-world interview scoring criteria, taking into account the differences in interview style between LLM-simulated and real physicians, as well as the Multi-View Evaluation Criteria (Fan et al., 2024). We then develop a comprehensive evaluation system comprising six main metrics and thirty sub-metrics. This system covers all sections of the simulated interview dialogues, enabling a thorough evaluation of the LLM-simulated physician’s interview performance. For the full list of metrics, scores, and descriptions, please refer to Table 6.

## D Prompts of Demo2Eval

Demonstration teaching is fundamental to clinical interview training, where students learn by observing expert physicians, practicing through simulation, and receiving comparative feedback from instructors. Building on this pedagogical model, we introduce Demo2Eval, a two-phase automated evaluation method using LLMs. In the first phase, Demo Generation, the LLM acts as a senior physician to convert the clinical note into an interview demonstration. In the second phase, Comparative Evaluation, the LLM shifts to the role of a clinical instructor to evaluate the simulated dialogue by comparing it to the demonstration. Detailed prompts for both phases are provided in Figure 7 and Figure 8, respectively.

## E Intrinsic Evaluation of CliniChat

**Criteria for Selecting comparison Method** It is known that the quality of synthetic clinical interview dialogues is determined by both the prompts and the LLMs they rely on. Existing research on reconstructing medical consultation dialogues typically employs two approaches: direct role-play prompting and interactive role-play prompting. For the LLMs, we selected GPT-4o and GLM-4-Air. By combining these dialogue synthesis methods with the LLMs, we established the following three baseline methods: 1) Direct role-play prompting + GPT-4o; 2) Direct role-play prompting + GLM-4-Air; 3) Interactive role-play prompting + GLM-4-Air. The prompts for both direct role-play and interactive role-play are presented in Figure 10 and Figure 11.

## F Extrinsic Evaluation of CliniChat

**Hyperparameter Setting** By fine-tuning ChatGLM2-6B on our MedQA-Dialog dataset using the P-Tuning v2 technique (Liu et al., 2021), we obtained CliniChatGLM, an LLM specifically designed for interviews. The critical hyperparameters involved in the model training are listed in Table 5.

**Prompts of Extrinsic Evaluation** In the extrinsic evaluation of CliniChat, we have the model under evaluation play the role of a physician conducting a medical interview, while an advanced LLM is prompted to play the patient based on the provided clinical note to cooperate with the physician. The dialogue generated after multiple rounds

Hyperparameter	Value
Train epochs	1
Global batch size	48
Prefix sequence length	128
Max source length	2048
Max target length	128
Learning rate	1e-2
GPU	1× NVIDIA V100

Table 5: Training hyperparameters

of interaction serves as the basis for the extrinsic evaluation. Note that general-purpose LLMs, like GLM-4-Air and Spark4.0 Ultra, require additional prompts to effectively assume the role of a physician. Furthermore, since the models under evaluation include both CliniChatGLM, which excels in English, and models like Spark4.0 Ultra, which are more proficient in Chinese, bilingual prompts are provided for both the physician and patient roles, as shown in Figure 12 and Figure 13.



<b>Metric and Score</b>	<b>Description</b>
<b>Mastery of Patient Medical History (45 points)</b>	
General Information (2 points)	Inquired about the patient's sex, age, occupation, etc.
Chief Complaint (4 points)	Asked about the cardinal symptoms (or signs) of this visit and their duration.
History of Present Illness (19 points) <ul style="list-style-type: none"> <li>• Cardinal Symptom Characteristics (5 points)</li> <li>• Possible Cause or Predisposing Cause (2 points)</li> <li>• Disease Progression (2 points)</li> <li>• Positive and Negative Concomitant Symptoms (5 points)</li> <li>• Treatment History (2 points)</li> <li>• General Condition during Disease Course (2 points)</li> <li>• Use of Over-the-Counter Medication and Nutritional Supplement (1 points)</li> </ul>	
Past Medical History (8 points) <ul style="list-style-type: none"> <li>• Pertinent Medical and Surgical History (2 points)</li> <li>• Treatment History (2 points)</li> <li>• Vaccination Status (2 points)</li> <li>• Medications and Medical Allergies (2 points)</li> </ul>	
Review of Systems (2 points)	
Customized Inquiry (4 points)	Asked specific questions based on the patient's gender, age, or type of illness, with the aim of obtaining the most personalized medical history.
Personal History (2 points)	
Social History (2 points)	
Family History (2 points)	
<b>Interview Techniques (25 points)</b>	
Organization (3 points)	The interview follow a logical order.
Detailed Inquiry of Cardinal Symptoms (3 points)	
Types of Questions (3 points)	Began each section with a focused open-ended question followed by more specific questions.
Rarely Repetitive Questioning (1 point)	Occasional repetition or duplication solely for clarification or summarization.
Non-leading Questions (1 point)	
Elicit Patient's Perspective (1 point)	Elicited the patient's perspective on his illness including his beliefs about its beginning, feelings, ideas or cause, function and expectations.
Lack of Jargon (2 points)	Used language the patient could easily understand or immediately explained any terminology the patient was not familiar with.
Max Two Questions per Inquiry (3 points)	Asked no more than two questions at a time to avoid overwhelming the patient.
Brief and To the Point Response (3 points)	Responded concisely and accurately, avoiding overly detailed or lengthy responses.
Responded Directly (2 points)	Responded align with the patient's concerns and never deviate from the topic.
Empathy and Encouragement (2 points)	Expressed understanding, respect, and support for the patient's concerns.
Advise urgent care (1 point)	Recommend that the patient seek immediate medical attention.
<b>Medical Examination and Diagnosis Consistency (30 points)</b>	

Continued on next page

Table 6 – continued from previous page

Metric and Score	Description
Medical Examination Results Consistency (4 points)	Compare the physical examination findings and laboratory test results extracted by the LLM with the interviewer’s findings, analyzing their consistency.
Diagnosis Consistency (10 points)	Compare the preliminary diagnosis and differential diagnosis results inferred by the LLM with the interviewer’s diagnosis results, analyzing their consistency.
Diagnostic Basis Consistency (10 points)	Compare the diagnostic basis inferred by the LLM with that of the interviewer and analyze the consistency between them.
Confirmatory Tests Consistency (6 points)	Compare the confirmatory test items inferred by the LLM with those recommended by the interviewer, and analyze their consistency.

Table 6: Evaluation Metrics

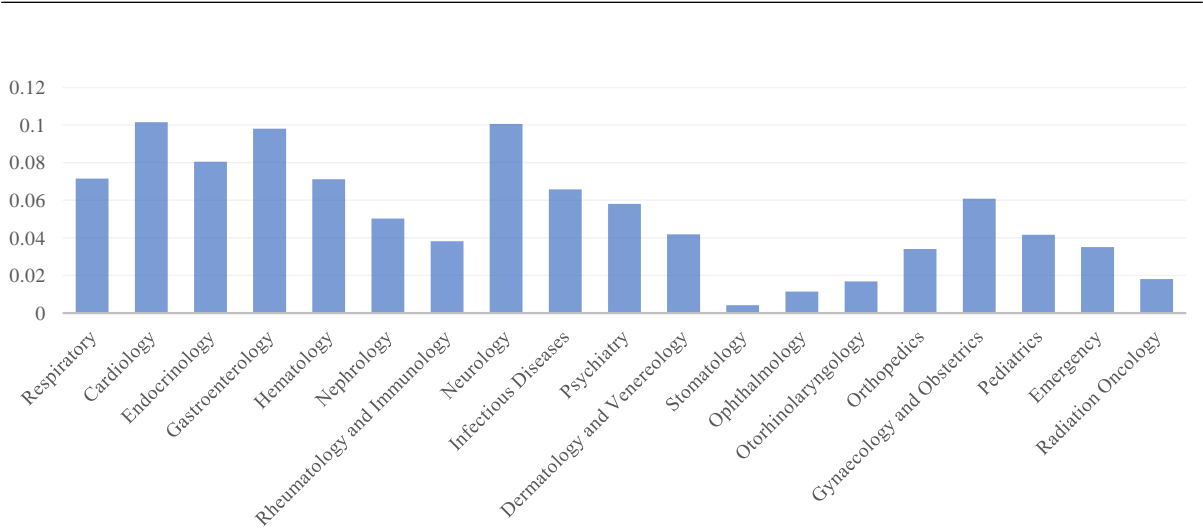


Figure 3: Distribution of case study questions in the MedQA-USMLE training set by hospital departments.

## Prompt for Interview Planning

You are a senior medical expert. Please complete Task 2 based on the provided case note, the output of Task 1, and the physician-patient interaction rules:

**The Provided Case Note:** Case Study Question

**The Output of Task 1:** Output of Task 1

**Physician-Patient Interaction Rules:** Physician Inquiry Rules and Patient Response Rules

### Task 2 Dialogue Generation

Please combine the output of Task 1 and the physician-patient interaction rules, and follow the interview process and content outlined below to convert the provided case note into a medical interview dialogue.

#### 2.1 Chief Complaint

- The doctor first greets the patient and then asks, "How can I help you today?" or "What brings you here today?"
- The patient responds to the doctor's greeting and then describes the main complaint or most prominent symptoms and their duration.

#### 2.2 General Condition

- Inquire about the patient's age and gender if 2.1 Chief Complaint does not mention gender or age information.
- Inquire about how the symptoms affect the patient's daily activities and quality of life.

#### 2.3 History of Present Illness

##### 2.3.1 Cardinal Symptom Characteristics

- The physician asks, "When did the symptom first occur? How has it changed over time?"
- The physician asks, "Where is the symptom located? How severe is it?"
- The physician asks, "How often does the symptom occur? How long does it last?"
- The physician asks if the symptom matches its detailed description in Task 1.2.1 Signs and Symptoms.
- If the patient responds with a negative answer, the physician should ask for a detailed description of the symptom.
- The physician asks, "Have similar symptoms occurred before?"

##### 2.3.2 Positive and Negative Concomitant Symptoms

- The physician asks, "Any other symptoms? Like XX and XX (List two symptoms from Task 1.2.1 Signs and Symptoms that were not mentioned in the chief complaint)?"
- The physician asks, "Are there any associated conditions, like XX and XX (list two conditions from Task 1.2.2 Associated Conditions)?"

##### 2.3.3 Customized Inquiries

- The physician inquire about each meaningful item listed in Task 1.2.4 Customized Inquiry, excluding those labeled "None mentioned," "Not specified," or "None specified."

##### 2.3.4 Etiology and Triggers

- The physician asks, "What is believed to be the cause or trigger?"
- The physician asks, "What factors worsen or alleviate the symptoms?"

##### 2.3.5 Medical History (for Present Illness)

- The physician asks, "Has the patient seen a doctor before or received any treatment?"
- If the patient responds with a positive answer, the physician asks, "What treatments or medications were taken, and what were the results?"

#### 2.4 Past Medical History

- The physician asks, "Have there been any previous illnesses, chronic conditions, or surgeries?"
- The physician asks, "When were you diagnosed, and have you experienced any past flares?"
- The physician asks, "Are you currently taking any medication? Have you experienced any side effects from it?"
- The physician asks, "Besides, has the patient taken any over-the-counter or herbal supplements?"
- The physician asks, "Are there any allergic reactions to medications, foods, or other substances?"
- The physician asks about the patient's immunization status.

#### 2.5 Risk Factors (Family History, Personal History, and Social History)

- The physician inquires about each meaningful item listed in Task 1.2.3 Risk Factors, excluding those labeled "None mentioned," "Not specified," or "None specified."

#### 2.6 Psychosocial History

- The physician inquires about the psychological stress or concerns the symptoms have caused for the patient.
- The physician also inquires about how the patient has coped with stress and anxiety while experiencing these symptoms.

#### 2.7 Review of systems

- The physician inquires about each meaningful item listed in Task 1.2.5 Review of Systems, excluding those labeled "Not specified," "None specified," or "Not applicable" systems.

#### 2.8 Physical Examination

- The physician informs the patient, "A physical examination will follow, which is necessary to assess your current health status and help us confirm or rule out possible diagnoses."
- The patient or a family member inquires whether the examination process will be painful or uncomfortable.
- The physician reassures the patient, then performs the physical examination and communicates all the detailed findings and laboratory test results mentioned in the case report.

#### 2.9 Initial Diagnosis

- The patient asks, "What do these results mean?"
- The physician suspects the patient might have XX (based on Task 1.1.1 The Most Likely Disease) and provides the basis for this diagnosis based on Task 1.1.2 Diagnosis Basis.
- The patient or a family member actively asks, "What is XX disease, and what is the severity of the condition?"
- The physician provides basic information about the disease (based on Task 1.1.3 Basic Information).
- The patient or a family member further inquires about the diagnosis: "Is this diagnosis certain? Is there a possibility of a misdiagnosis?"
- The physician provides the diseases listed in Task 1.1.4 Differential Diagnosis.

#### 2.10 Confirmatory tests

- The patient asks, "What other tests do we need to further confirm this diagnosis?"
- The physician advises the patient to undergo the medical tests listed in Task 1.1.5 Confirmation Tests as soon as possible, to avoid delays in treatment.
- The patient expresses willingness to cooperate with the tests and thanks the physician.

Figure 4: Prompt for the Subtask of Interview Planning.

### Prompt for Knowledge Preparation

You are a senior medical expert. Please carefully analyze the provided case note and complete the following task:

**The Provided Case Note:** A case study question from MedQA-USMLE

#### Task 1 Clinical Knowledge Preparation

##### Task 1.1 Diagnostic Knowledge

- 1.1.1 The Most Likely Disease: Infer the most likely disease the patient has.
- 1.1.2 Diagnosis Basis: Provide the basis for your diagnosis of the most likely disease, keeping it under 100 words.
- 1.1.3 Basic Information: Provide a brief introduction to the most likely disease. If the disease is urgent, clearly state it. Limit to 100 words.
- 1.1.4 Differential Diagnosis: Identify other diseases that should be considered for differential diagnosis based on the patient's condition.
- 1.1.5 Confirmation Tests: List the required laboratory, imaging, or specialized tests to confirm the diagnosis.

##### Task 1.2 Disease Knowledge

- 1.2.1 Signs and Symptoms: Provide a detailed description of each sign or symptom of the most likely disease.
- 1.2.2 Associated Conditions: Provide the associated conditions or complications of the most likely disease.

##### 1.2.3 Risk Factors

List all potential risk factors for the most likely disease, including those mentioned in the provided case note and others.

- Family History: Provide the family medical history related to the most likely disease.
- Lifestyle Habits: Smoking, alcohol consumption, dietary habits, and exercise routines.
- Living Environment: Housing conditions, occupational hazards, exposure to chemicals or pollutants, and social environment.
- Exposure History: High-risk sex behavior, Contact with infectious agents or allergens, travel to high-risk areas.
- Mental Health: Emotional well-being, significant life events, levels of stress, and mental health disorders.

##### 1.2.4 Customized Inquiry

Determine which of the following categories the patient with the most likely disease falls into, then list the required customized inquiries.

- For gynecology: Ask women about their menstrual cycle, discharge, reproductive history, and sexual history.
- For infants: Ask about neonatal screening, prenatal and postnatal conditions, feeding and development, as well as vaccination status.
- For children: Ask about physical and intellectual development and vaccination status.
- For infectious diseases: Ask about epidemiological history, including travel history, contact history, and occupational history.
- For sexually transmitted or urinary tract diseases: Ask about history of unsafe sexual behavior.
- For the elderly: Ask about activities of daily living and cognitive function.

##### 1.2.5 Review of Systems

From the following, choose and list other critical systems and symptoms not directly related to the chief complaint but needing attention.

- General Symptoms: Fever, weight changes, appetite alterations, fatigue, etc.
- Head, Eyes, Ears, Nose, Throat: Headache, vision changes, hearing changes, nasal congestion, sore throat, etc.
- Respiratory System: Cough, sputum, wheezing, shortness of breath, etc.
- Cardiovascular System: Chest pain, palpitations, shortness of breath, edema, etc.
- Gastrointestinal System: Appetite changes, nausea, vomiting, abdominal pain, diarrhea, constipation, etc.
- Urinary System: Frequent urination, urgency, pain during urination, blood in urine, etc.
- Nervous System: Headache, dizziness, seizures, numbness, abnormal sensations, etc.
- Musculoskeletal System: Joint pain, muscle pain, restricted movement, etc.
- Skin: Rash, itching, pigment changes, etc.

Figure 5: Prompt for the Subtask of Knowledge Preparation.

### Prompt for Role Setting

#### Physician Inquiry Rules:

- Ask no more than two questions at a time to avoid overwhelming the patient.
- Continue asking after the patient has provided a meaningful response.
- Use easy-to-understand language, show empathy, and respect patient privacy.

#### Patient Response Rules:

- Immediately respond to every inquiry from the physician.
- For inquiries within the scope of the provided case note, respond strictly with the relevant information from it.
- For inquiries beyond the scope of the case note, simply respond with 'No' or 'Unclear,' and avoid introducing any information that is inconsistent with the case note.

Figure 6: Prompt for the Subtask of Role Setting.



### Prompt for Demo Generation

You are a senior physician. Please carefully analyze the provided case note and complete the following task:

**The Provided Case Note:** A case study question from MedQA-USMLE

#### Task 1 Demo Generation

##### Task 1.1 Diagnosis Reasoning

- 1.1.1 The Most Likely Disease: Infer the most likely disease the patient has.
- 1.1.2 Diagnosis Basis: Provide the basis for your diagnosis of the most likely disease, keeping it under 100 words.
- 1.1.3 Differential Diagnosis: Identify other diseases that should be considered for differential diagnosis based on the patient's condition.
- 1.1.4 Confirmation Tests: List the required laboratory, imaging, or specialized tests to confirm the diagnosis.

##### Task 1.2 Medical History Taking Plan

Please formulate a systematic and in-depth medical history taking plan for the most likely disease inferred in task 1.1.1, and ensure the plan's specificity by integrating the provided case records.

Figure 7: Prompt for the phase of Demo Generation.

### Prompt for Comparative Evaluation

You are a clinical instructor. Please carefully compare the provided evaluation basis and the physician-patient dialogue, and complete Task 2:

**The Provided Evaluation Basis:** Output of Task 1

**The Provided Physician-Patient Dialogue:** Reconstructed Clinical Interview Dialogue

#### Task 2: Comparative Evaluation

Please evaluate the physician's interview performance in the provided physician-patient dialogue, based on the provided evaluation basis.

##### 2.1 Subjective Evaluation

Please compare the physician's interview performance in the provided physician-patient dialogue with the corresponding points in Task 1.1, including the Chief Complaint, History of Present Illness, Past Medical History, Personal History, Family History, Social History, Psychological History, and Review of Systems, as well as the points in Task 1.2, including the Medical Examinations, Initial Diagnosis (including the most likely disease and differential diagnosis), Diagnosis Basis, and Confirmation Tests, and provide a subjective evaluation.

##### 2.2 Quantitative Evaluation

Please score the physician's interview performance in the provided physician-patient dialogue based on the subjective evaluation results in Task 2.1, using each evaluation metric, score, and criteria outlined in the table below.

Metric and Score	Description
<b>Mastery of Patient Medical History (45 points)</b>	
General Information (2 points)	Inquired about the patient's sex, age, occupation, etc.
Chief Complaint (4 points)	Asked about the cardinal symptoms (or signs) of this visit and their duration.
History of Present Illness (19 points)	
• Cardinal Symptom Characteristics (5 points)	
• Possible Cause or Predisposing Cause (2 points)	
• Disease Progression (2 points)	
• Positive and Negative Concomitant Symptoms (5 points)	
• Treatment History (2 points)	
• General Condition during Disease Course (2 points)	
• Use of Over-the-Counter Medication and Nutritional Supplement (1 points)	
Past Medical History (8 points)	
• Pertinent Medical and Surgical History (2 points)	
• Treatment History (2 points)	
• Vaccination Status (2 points)	
• Medications and Medical Allergies (2 points)	
Review of Systems (2 points)	
Customized Inquiry (4 points)	Asked specific questions based on the patient's gender, age, or type of illness, with the aim of obtaining the most personalized medical history.
Personal History (2 points)	
Social History (2 points)	
Family History (2 points)	
<b>Interview Techniques (25 points)</b>	
Organization (3 points)	The interview follow a logical
Detailed Inquiry of Cardinal Symptoms (3 points)	
Types of Questions (3 points)	Began each se
	by m

##### 2.3 Summary

- Please summarize the physician's interview performance based on the results of both the subjective and quantitative evaluations.

Figure 8: Prompt for the phase of Comparative Evaluation.

A 5-year-old girl is brought to the emergency department by her mother because of multiple episodes of nausea and vomiting that last about 2 hours. During this period, she has had 6–8 episodes of bilious vomiting and abdominal pain. The vomiting was preceded by fatigue. The girl feels well between these episodes. She has missed several days of school and has been hospitalized 2 times during the past 6 months for dehydration due to similar episodes of vomiting and nausea. The patient has lived with her mother since her parents divorced 8 months ago. Her immunizations are up-to-date. She is at the 60th percentile for height and 30th percentile for weight. She appears emaciated. Her temperature is 36.8°C (98.8°F), pulse is 99/min, and blood pressure is 82/52 mm Hg. Examination shows dry mucous membranes. The lungs are clear to auscultation. Abdominal examination shows a soft abdomen with mild diffuse tenderness with no guarding or rebound. The remainder of the physical examination shows no abnormalities. Which of the following is the most likely diagnosis?

**A: Cyclic vomiting syndrome, B: Gastroenteritis, C: Hypertrophic pyloric stenosis, D: Gastroesophageal reflux disease, E: Acute intermittent porphyria**

**Doctor:** Hello, I'm Dr. Smith. How do you feel today?

**Mother:** Hi, Doctor. My daughter has been feeling really sick lately. She has been vomiting a lot, about six to eight times, and it's been going on for a couple of hours. She also has stomach pain and feels very tired before the vomiting starts.

**Doctor:** I see. Can you tell me your daughter's age and whether these symptoms are affecting her daily activities?

**Mother:** She's 5 years old, and yes, these episodes have been affecting her a lot. She has missed several days of school, and we had to take her to the hospital twice in the last six months because of dehydration from similar episodes.

**Doctor:** When did the vomiting and stomach pain first start, and how has it changed over time?

**Mother:** It started about six months ago, and it happens now and then, but the episodes have been getting more frequent in the past couple of weeks.

**Doctor:** How long do the vomiting and abdominal pain last each time?

**Mother:** The vomiting lasts around 2 hours, and the stomach pain comes and goes, but it's always there during the vomiting episodes.

**Doctor:** Do you have any idea what might trigger these episodes, or is there anything that makes them worse or better?

**Mother:** She gets really tired before it starts, and we've noticed that stress sometimes makes it worse, especially since we've been going through a lot with the divorce.

**Doctor:** Have similar symptoms occurred before, such as these episodes of vomiting and abdominal pain?

**Mother:** Yes, she has had similar episodes a couple of times in the past six months, and each time, she had to be hospitalized for dehydration.

**Doctor:** Could you tell me more about the vomiting? Does it match the description of being bilious, or is it different?

**Mother:** Yes, the vomit is greenish and yellow, like bile.

**Doctor:** And the stomach pain? How would you describe it?

**Mother:** The pain is more of a mild tenderness all over her abdomen, no sharp pains, and no swelling or lumps that we can feel.

**Doctor:** Are there any other symptoms that you've noticed, such as fatigue or anything else unusual?

**Mother:** Yes, she feels very tired just before the vomiting starts, but she feels fine once the vomiting is over.

**Doctor:** Has your daughter experienced any other issues, like dehydration or electrolyte imbalances, due to these episodes?

**Mother:** Yes, after these episodes, she often becomes dehydrated, and we've had to take her to the hospital a couple of times for fluids.

**Doctor:** Has your daughter seen a doctor for these episodes before? What treatments were prescribed?

**Mother:** Yes, she has been seen before. They gave her fluids and anti-nausea medication, which helped her feel better.

**Doctor:** Can you recall what medications she was prescribed, and how often she had to take them?

**Mother:** She was given fluids intravenously in the hospital, and they gave her some anti-nausea medicine. But she hasn't been on any medication for this at home.

**Doctor:** I understand this situation must be stressful for both of you. Has your daughter experienced any anxiety due to these episodes?

**Mother:** Yes, she gets worried when the episodes start, and I'm also concerned about her missing school. We've been trying to help her relax during the episodes, but it's hard.

**Doctor:** Has your daughter had any medical history, such as frequent vomiting, gastrointestinal issues, or any family history of conditions like migraines?

**Mother:** No, she's been generally healthy, but there is a history of migraines in my family. My mother gets migraines frequently.

**Doctor:** Has your daughter taken any over-the-counter or herbal supplements recently? Any allergies?

**Mother:** No, she hasn't taken any supplements, and she has no known allergies to food or medicine. Her immunizations are up-to-date.

**Doctor:** I see there's a history of migraines in your family. Has anyone else in your family experienced conditions similar to what your daughter is going through?

**Mother:** Yes, my mother has migraines, but other than that, no one in our family has had anything like this.

**Doctor:** Has your daughter been experiencing any significant stressors lately, particularly emotional ones?

**Mother:** Yes, she's been going through a lot of changes since my divorce eight months ago, and I believe this stress is taking a toll on her.

**Doctor:** Has there been any recent change in your daughter's diet or exposure to any infections?

**Mother:** No, there haven't been any changes in her diet, and she hasn't had any infections.

**Doctor:** Has your daughter had any changes in her general health, like fever, weight loss, or changes in her appetite?

**Mother:** No, she hasn't had any fever or significant weight loss. Her appetite is normal between episodes.

**Doctor:** Any gastrointestinal symptoms like diarrhea or blood in the stool?

**Mother:** No, there's nothing like that. It's just the vomiting and the stomach pain.

**Doctor:** What about her respiratory system? Has she had any trouble breathing or cough?

**Mother:** No, her breathing is normal. We haven't noticed any coughing.

**Doctor:** Lastly, any issues with her skin, such as rashes or bruising?

**Mother:** No, she hasn't had any skin problems.

**Doctor:** Now, I'd like to conduct a physical examination. This is a routine step that helps us understand your daughter's health better. The examination will help confirm the symptoms you've described and look for any possible causes.

**Mother:** Will the examination be painful or uncomfortable for her?

**Doctor:** No, the examination should not be painful. I'll just be checking her vital signs and her abdomen gently to see if there's any tenderness.

**Mother:** Are the examination results normal?

**Doctor:** After the examination, I've found that her temperature is 36.8°C, her pulse is 99 per minute, and her blood pressure is 82/52 mmHg. Her mucous membranes are dry, indicating dehydration, but otherwise, her lungs are clear, and her abdomen is soft with mild tenderness.

**Mother:** What does this mean? What illness does she have?

**Doctor:** Based on these findings, I suspect that your daughter might have cyclic vomiting syndrome (CVS). This condition is characterized by episodes of vomiting, abdominal pain, and fatigue, often triggered by stress or fatigue. It's important to note that while CVS is generally not life-threatening, it can cause dehydration and other complications if left untreated.

**Mother:** What exactly is CVS, and is it serious?

**Doctor:** Cyclic vomiting syndrome is a condition where a child experiences episodes of vomiting that occur at regular intervals, usually lasting for a few hours. These episodes are followed by periods of wellness. The exact cause is not fully understood, but it's believed that gastrointestinal motility issues and migraine-like processes may be involved. While CVS is not typically life-threatening, it can lead to dehydration, electrolyte imbalances, and hospitalizations due to frequent vomiting. Immediate treatment during episodes, such as rehydration and anti-nausea medications, is important. Hospitalization may be required during severe episodes to prevent dehydration.

**Mother:** Is this diagnosis certain? Could it be something else?

**Doctor:** While CVS seems to be the most likely diagnosis, we also need to rule out other potential causes. Some possible conditions include:

Gastroenteritis, which would usually involve fever and diarrhea.

Pyloric stenosis, which typically presents with forceful vomiting in infants.

Intussusception, which presents with severe intermittent abdominal pain and vomiting.

Peptic ulcer disease, which involves vomiting along with epigastric pain.

Gastroparesis, which involves delayed gastric emptying and typically presents with chronic symptoms.

**Mother:** What tests should we do to confirm this diagnosis?

**Doctor:** To confirm the diagnosis of CVS, we recommend the following tests: Blood tests to check for dehydration and electrolyte imbalances.

An abdominal ultrasound to rule out conditions like pyloric stenosis or intussusception.

A gastric emptying study to check for motility issues.

A migraine diagnostic evaluation, considering the link between CVS and migraines in your family.

If needed, a further neurological evaluation to rule out any other possible causes.

**Mother:** I'm willing to have these tests done. Thank you for explaining everything.

**Doctor:** You're welcome. It's important to get these tests done quickly so we can confirm the diagnosis and start the appropriate treatment without delay.

**Mother:** Thank you for reminding me.

Figure 9: An example dialogue from MedQA-Dialog and its corresponding case study question (top, in pink).

Direct Role-play Prompt
You are a senior medical expert, please transform the provided clinical note into a medical interview conversation, adhering to the following requirements.
<b>The Provided Clinical Note:</b> A case study question from MedQA-USMLE
<b>[Specific Requirements]</b> The conversation should follow a standard clinical interview scenario, where the physician has access to the clinical notes but requires detailed symptoms and medical history from the patient. The physician asks questions or provides information based on the clinical notes, and the patient responds or raises concerns accordingly. The dialogue should cover all key information from the case note and follow a standard clinical interview process: starting with a brief introduction, then focusing on the patient's symptoms, followed by a review of medical history, analysis of relevant examination results, and finally, a discussion of diagnosis and confirmatory test plan. In the dialogue record, the patient's statements are marked as "Patient:" and the physician's responses as "Physician:".

Figure 10: Direct role-play prompt.

Interactive Role-Play Prompt for the Physician LLM	Interactive Role-Play Prompt for the Patient LLM
<p>Please play the role of a physician and continue the patient interview process based on the provided clinical note and previous conversations. You can continue asking about the medical history, provide physical examination and medical test results, or make a diagnosis (including the most likely disease, differential diagnoses, and diagnostic basis) or a confirmatory test plan. You need to guide the patient in providing symptoms, medical history, family history, personal history, vaccination status, and other relevant information. All your questions and statements must be based on the clinical note and should cover all key information within it. Given the patient's limited medical knowledge, please limit yourself to two questions at a time, use everyday language instead of medical jargon, and avoid asking overly technical questions. If the clinical note contains diagnostic-related information, your response should align with it; if not, you should make a reasonable inference based on the available information. The conversation will end once a confirmatory test plan is provided.</p> <p><b>The Provided Clinical Note:</b> A case study question from MedQA-USMLE  <b>The Conversation History:</b> Conversation History</p>	<p>Please play the role of a patient or a family member. During the medical history collection phase, you can share symptoms, medical history, family history, personal history, or vaccination history, ensuring that these information aligns with the clinical note. Your responses should be focused on the doctor's current questions and avoid providing irrelevant information. During the diagnosis and treatment phase, you can express concerns, such as asking whether test results are normal, questions about the diagnosis, differential diagnosis, or confirmatory tests. Please remember that the patient or family member you are portraying has limited medical knowledge, so your responses should be as conversational as possible, avoiding the use of technical terms or specific test data.</p> <p><b>The Provided Clinical Note:</b> A case study question from MedQA-USMLE  <b>Physician's Current Question or Response:</b> Physician's current question or response</p>

Figure 11: Prompts of interactive role-play.

Prompt for the Physician LLM	Prompt for Physician Role-Playing with Chinese LLM
<p>Please play the role of a physician conducting a medical interview with a patient. Respond to the patient based on the conversation history while adhering to the following inquiry rules:</p> <p><b>The Current Conversation History:</b> Conversation History</p> <p><b>[Inquiry Rules]</b></p> <ul style="list-style-type: none"> <li>• Actively gather sufficient medical history information from the patient.</li> <li>• Ask if the patient has undergone any physical examinations or other medical tests, and if so, request the relevant results.</li> <li>• Avoid making a hasty diagnosis before obtaining complete medical history, physical examination findings, and medical test results.</li> <li>• Once the medical history, physical examination findings, and medical test results are obtained, provide a diagnosis and specify the most likely disease.</li> </ul>	<p>请你扮演一名医生对患者进行医学问诊。你的发言应该针对当前对话历史，同时遵守以下询问规则：</p> <p><b>当前对话历史：</b> 对话历史</p> <p><b>[询问规则]</b></p> <ul style="list-style-type: none"> <li>• 积极询问患者，以收集足够病史信息。</li> <li>• 询问患者是否进行过体检或其他医学检查，如果有，请求提供相关结果。</li> <li>• 在未获得完整的病史、体检结果和医学检查结果之前，避免草率做出诊断。</li> <li>• 在获得病史、体检结果和医学检查结果后给出诊断，具体到最可能的疾病。</li> </ul>

Figure 12: Prompt for the physician LLM in extrinsic evaluation.

### Prompt for Patient LLM

You are participating in a medical consultation as either a patient or a patient's family member. Your role is determined by the provided clinical note: if the patient is an adult capable of normal communication, you will act as the patient; if the patient is a minor or unable to communicate normally due to their condition, you will act as the family member. Based on this, please respond to the physician's current question or response, adhering to both the General Response Rules and the Rules for Specific Doctor Inquiries provided below.

**The Provided Clinical Note:** A case study question from MedQA-USMLE

**Physician's Current Question or Response:** Physician's Current Question or Response

#### [General Response Rules]

- For inquiries addressed in the clinical note, respond strictly based on the relevant information in it.
- For inquiries not covered by the clinical note, respond with "No" or "Not sure," don't introduce any information that is inconsistent with the case report.
- Only respond to the doctor's current inquiry, don't mention any unrelated information to this inquiry.
- Use simple, everyday language to describe health conditions and medical history.
- Ensure your response aligns with the character role you are playing, without repeating the doctor's words.
- Remember, you have very limited medical knowledge and cannot analyze or diagnose conditions yourself.

#### [Rules for Specific Doctor Inquiries]

For the specific inquiries listed below, choose the one most relevant to the doctor's current inquiry and respond accordingly. Remember, you can only choose one specific inquiry:

- When the doctor greets you and asks: "Hi, I am your AI health assistant. How do you feel today?"  
Your response: Briefly state the patient's chief complaint based on the case report.
- When the doctor asks: "Could you please provide any results of the physical examination and medical tests the patient has undergone?"  
Your response: List all the original physical examination findings and other medical test results in the case report, and ask: "What do these results indicate?"
- When the doctor initially suspects the patient might have a specific disease:  
Your response: Ask: "What is the disease? And is it serious?"
- When the doctor explains the basic information about the disease and whether it's life-threatening or if immediate hospitalization is required:  
Your response: Ask: "Is this diagnosis certain? Could there be a misdiagnosis?"
- When the doctor lists potential differential diagnoses:  
Your response: Ask: "What other tests are needed to confirm the diagnosis?"

### Prompt for Patient LLM Interacting with Chinese LLM

你正在扮演患者或患者家属进行医学咨询。你的角色由提供的病历记录决定：如果记录中的患者是能够正常交流的成年人，你将直接扮演患者；如果患者是未成年人或因病情无法正常交流，你将扮演患者家属。在此基础上，你需要回应医生当前的问题或告知，请遵循以下的回复总则和特定医生问询对应的回复规则。

**提供的病历记录：**MedQA-USMLE的一个案例研究问题

**医生当前的问题或告知：**医生当前的响应

#### 【回复总则】

- 对于病历记录覆盖到的医生询问，严格按照病历记录中的信息回答；
- 对于病历记录以外的医生询问，回答“没有”或者“不清楚”即可，不要引入与病历记录不一致的信息；
- 只能回复与医生当前询问相关的内容，不能提及其他无关信息；
- 使用简单、日常的语言描述健康状况和病史；
- 务必在符合你所扮演的角色的设定前提下直接回复，不要重复医生的内容；
- 记住，你不懂医学，不会给自己分析或诊断病情。

#### 【特定医生问询对应的回复规则】

- 针对以下列出的特定医生问询，请选择一种最符合当前医生询问的情景进行回复，记住你只能选择一种特定医生问询：
- 当医生问候你 “你好，我是一个解答医疗健康问题的大模型，目前处于测试阶段，请以医嘱为准。请问有什么可以帮到您？”  
你的回应：根据病例报告一句话概述患者的主诉。
  - 当医生建议你做某些检查或者询问是否做过检查时，  
你的回应：已经做过一些检查，并给出病历记录中所有的、原始的体格检查和其他医学检查结果，最后询问检查结果是否正常
  - 当医生做出初步诊断时，  
你的回应：询问 “这是一种什么疾病？现在情况严重吗？”
  - 当医生介绍了该疾病概况后，  
你的回应： “这个诊断确定吗？是否还有其他疾病的可能性？”
  - 当医生给出鉴别诊断信息时，  
你的回应： “还需要做哪些检查才能确诊？”

Figure 13: Prompt for the patient LLM in extrinsic evaluation.