

Video-Bench: Human-Aligned Video Generation Benchmark

Hui Han^{1*} Siyuan Li^{1*} Jiaqi Chen^{2,3,4*} Yiwen Yuan^{5*}
 Yuling Wu⁶ Chak Tou Leong⁵ Hanwen Du⁷ Junchen Fu⁸ Youhua Li⁹
 Jie Zhang⁴ Chi Zhang¹⁰ Li-jia Li¹¹ Yongxin Ni^{12†}

¹Shanghai Jiao Tong University ²Stanford University ³Fellou AI ⁴Fudan University
⁵Carnegie Mellon University ⁶Hong Kong Polytechnic University
⁷Soochow University ⁸University of Glasgow ⁹City University of Hong Kong
¹⁰Westlake University ¹¹LiveX AI ¹²National University of Singapore

<https://github.com/Video-Bench/Video-Bench.git>

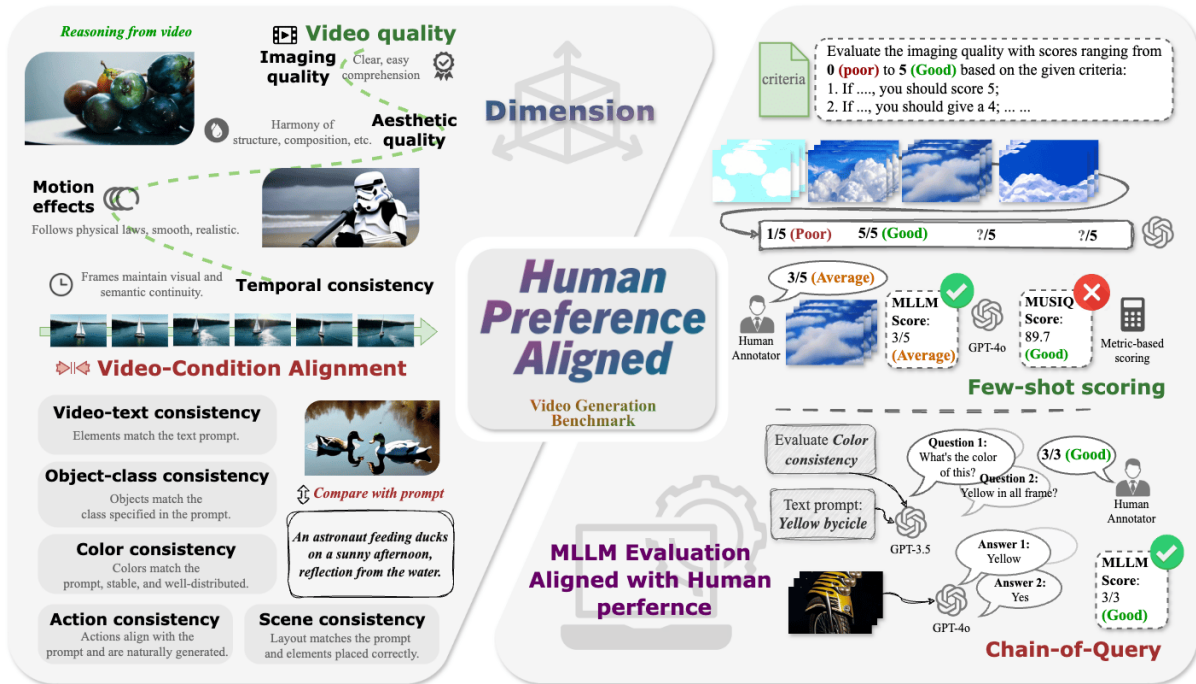


Figure 1. **Overview of Video-Bench.** *Left:* We introduce comprehensive evaluation dimensions in two main categories: **video-condition alignment** (Sec. 3.1.1) and **video quality** (Sec. 3.1.2). *Right:* For these two types of dimensions, we analyze their challenges (Sec. 4.1) and corresponding propose the MLLM-based automated video evaluation suite.

Abstract

Video generation assessment is essential for ensuring that generative models produce visually realistic, high-quality videos while aligning with human expectations. Current video generation benchmarks fall into two main categories: traditional benchmarks, which use metrics and embeddings to eval-

uate generated video quality across multiple dimensions but often lack alignment with human judgments; and large language model (LLM)-based benchmarks, though capable of human-like reasoning, are constrained by a limited understanding of video quality metrics and cross-modal consistency. To address these challenges and establish a benchmark that better aligns with human preferences, this paper introduces **Video-Bench**, a comprehensive benchmark featuring a rich prompt suite and extensive evaluation dimensions. This benchmark represents the first

*Equal Contribution.

†Corresponding author (email: niyongxin@u.nus.edu).

attempt to systematically leverage MLLMs across all dimensions relevant to video generation assessment in generative models. By incorporating few-shot scoring and chain-of-query techniques, Video-Bench provides a structured, scalable approach to generated video evaluation. Experiments on advanced models including Sora demonstrate that Video-bench achieve superior alignment with human preferences across all dimensions. Moreover, in instances where our framework’s assessments diverge from human evaluations, it consistently offers more objective and accurate insights, suggesting an even greater potential advantage over traditional human judgment.

1. Introduction

In recent years, generative models have achieved remarkable advancements in the field of visual content generation [14, 21, 22, 40, 44, 46, 48]. These breakthroughs have further propelled progress in video generation [3, 15, 17, 38, 51, 57, 59, 63, 68], enabling unprecedented capabilities in creating dynamic and realistic videos from textual descriptions. As video generation models like Sora¹, Pika², and Runway³, continue to evolve, there is an increasingly urgent need for reliable evaluation benchmarks to assess their quality. A reliable benchmark should be based on a comprehensive understanding of human preferences for video content: humans tend to prefer videos that are more aligned with input conditions such as color and scene descriptions (*i.e.*, high video-condition alignment), and those that demonstrate better aesthetic quality and temporal consistency (*i.e.*, high video quality).

To capture these aspects of human preferences, existing automated video generation benchmarks can be broadly categorized into two types: (1) **Metrics and Embedding-based Benchmarks**: These benchmarks [23, 35, 36] attempt to combine various metrics to improve evaluation effectiveness. Metrics like Inception Score (IS) [49], Fréchet Inception Distance (FID) [16], Fréchet Video Distance (FVD) [55, 56] are used to calculate video quality [23]. Additionally, embeddings from pre-trained models such as CLIP [45] or BLIP [31] are utilized to measure video-text alignment. (2) **Large Language Model (LLM)-based Benchmark**: LLMs has demonstrated promising results in evaluating text-to-image generation due to their strong language understanding and reasoning abilities [10, 11, 18, 27, 37, 66], leading a few video-generation benchmarks to integrate LLMs into their evaluation framework [52, 64].

However, both categories face different challenges in aligning with human preferences comprehensively. Metrics and embedding-based benchmarks, while providing quantitative measurements, often yield evalu-

ation results that significantly misalign with human preferences [12, 41]. In contrast, LLM-based benchmarks, with their strong reasoning abilities, show promising potential in better understanding and simulating human evaluation logic, thus more closely imitating human evaluation patterns. Nevertheless, current LLM-based approaches encounter two critical limitations: In ① **video-condition alignment** evaluation, challenges arise in performing cross-modal comparisons between textual prompts and video content, In ② **video quality** evaluation, difficulties emerge in the ambiguity in converting textual critiques into concrete evaluation scores.

Overcoming these limitations is crucial for developing reliable evaluation benchmarks that authentically reflect human video preferences.

To address these challenges, this paper presents **Video-Bench**, a video generation benchmark shown in Figure 1 with comprehensive dimension suite and automatic multimodal LLM (MLLM) evaluation policy highly aligned with human preference. Building on this foundation, we propose a systematic MLLM-based framework to enhance the model’s capability to directly comprehend video content and evaluate its quality. To ensure both depth and clarity in assessment, the protocol incorporates two key techniques: ① **chain-of-query**, which facilitates iterative questioning to conduct a progressively multi-perspective evaluation along the preference dimension; and ② **few-shot scoring**, which uses multimodal few-shot examples to guide the direction and scale of the evaluation process. Our experimental results show that Video-Bench evaluates video generation models without human intervention. Our proposed Chain-of-query and Few-shot scoring allows us to outperform all past evaluation methods by showing the highest correlation coefficient with human preferences. The following contributions are made in this paper.

- We present a comprehensive benchmark with rich dimensions, a large amount of prompt data, and precise manual annotations.
- We reformulate the video generation evaluation problem from the perspective of a MLLM-based framework, offering an alternative to traditional human evaluation and computational metrics, achieving a high level of alignment with human preferences.
- Our experimental results indicate that the proposed framework outperforms existing state-of-the-art evaluation methods.

2. Related work

2.1. Visual Evaluation with MLLM

In Liu *et al.* [34]’s summary, most LLM-based evaluation focus on measuring the alignment with respect to human instructions. GPT-4v Eval [70] uses LLM to do single-score grading and pair-wise comparison

¹<https://openai.com/index/sora/>

²<https://pika.art/>

³<https://runwayml.com/ai-tools/gen-2-text-to-video/>

across four tasks. It shows that with prompting LLM’s judgement has high agreement with human evaluation. LLMScore [37] transfers images into image-level and object-level descriptions and feeds the descriptions, along with original prompt into LLM to reason about the consistency. VIEScore [27] feeds rating instructions, considering semantic consistency and percentual quality aspects, prompt and image into MLLM and outputs the scores under each of the aspect. Many LLM-based evaluation focuses on question generation and answering (QG/A) [10, 18, 66]. TIFA [18] first creates binary questions from text prompt using LLM and then measures alignment by calculating the average number of correct answers produced by VQA system. VQ2 [66] also leverage VQA system but instead checks for whether the textual answer is accurate.

2.2. Video Generation Benchmark

Traditionally, T2V benchmarks follow either metric-based and model-based benchmarks for evaluation [23, 26, 35, 36]. For example, VBench [23] and EvalCrafter [35] both propose to evaluate generated videos by scoring them in multiple dimensions under the following categories—quality of video, motion consistency, temporal consistency and text-video alignment. Then the human ablation study is performed on those benchmarks. EvalCrafter [35] correlates user score with computed metrics by fitting a linear regression model, while VBench [23] calculates the Pearson and Spearman correlatoin between the two. The recent advancement of Large Language Models (LLM) and Multimodal Large Language Models (MLLM) has bring a promising direction to this field. More recent benchmarks, such as CompBench [52] and T2VScore [64] take a hybrid approach, only using MLLM to measure alignment with instructions, still using metrics-based methods to evaluate other aspects regarding perception.

3. Benchmark

3.1. Evaluation Dimension Suite

As shown in Figure 1, we divide “*video generation quality*” into two distinct aspects: “*video quality*” and “*video-condition alignment*”. The former focuses solely on the quality of the video itself, while the latter assesses whether the video is generated according to the requirements specified by human instructions.

3.1.1. Video-condition alignment

The video-condition alignment is crucial for evaluating content quality, particularly in meeting specific user needs. Different consistency dimensions are scored based on difficulty, using either a three-point scale (1-3) or a five-point scale (1-5)⁴.

⁴For more complex dimensions, the five-point scale is applied to encompass a broader range of criteria.

- ① **Object Class Consistency** This metric evaluates whether the objects presented in the video match those described in the text prompt. The focus is on whether the objects are generated correctly, are clearly identifiable, and whether their appearance and structure align with objective reality and human perception. In addition, the movement of objects should be examined for abnormal deformations. Scoring is based on a three-point scale.
- ② **Action Consistency** This metric assesses whether the actions in the video accurately reflect the descriptions in the text prompt. The focus is on the accuracy of generated actions, their clarity, and whether the appearance and process of the actions conform to objective reality and human cognition. Scoring is based on a three-point scale.
- ③ **Color Consistency** This metric measures whether the colors of objects in the video match those described in the text prompt. The colors in the video should remain consistent without sudden changes or discrepancies. Scoring is based on a three-point scale.
- ④ **Scene Consistency** This metric evaluates the alignment of the generated scene with the text prompt, ensuring that all relevant elements are clearly visible and arranged logically, with appearance and structure consistent with reality and human perception. Scoring is based on a three-point scale.
- ⑤ **Video-text Consistency** This metric assesses the overall consistency between the video and the text prompt, ensuring that all core elements (*e.g.*, humans, animals, actions, objects, scenes, style, spatial relationships, quantity relationships, *etc.*) are accurately represented and that the video quality does not impair user comprehension. Scoring is based on a five-point scale.

3.1.2. Video Quality

Video quality is a critical dimension for evaluating the visual fidelity of generated content, encompassing multiple aspects, each focusing on different elements of video quality. All dimensions are on a five-point scale (1 - 5).

- ① **Imaging Quality** This metric focuses on the technical quality of individual frames, assessing visual distortions such as noise, blur, overexposure, or other artifacts that may negatively impact viewer perception. The goal is to ensure that frames are technically as flawless as possible, minimizing defects that could affect overall quality.
- ② **Aesthetic Quality** Beyond technical considerations, the aesthetic quality of generated frames is evaluated to determine if they meet aesthetic standards and align with human perceptual expectations. This involves assessing artistic appeal, composition, and overall visual coherence to ensure that the generated content is both visually pleasing and naturally harmonious.

③ **Temporal Consistency** Temporal consistency is a crucial aspect of video quality that directly impacts the smoothness and naturalness of the video: 1) *Visual feature consistency*: This metric ensures that visual features such as color, brightness, and texture transition smoothly across consecutive frames, avoiding abrupt changes or inconsistencies, thus maintaining continuity and high perceived quality. 2) *Semantic consistency*: This aspect focuses on the consistency of objects, subjects, and scenes across frames, ensuring that objects maintain stable positions, shapes, and appearances, thereby avoiding sudden transformations or unnatural transitions that could detract from the viewing experience.

④ **Motion Quality** Motion quality is fundamental in distinguishing video from static images and plays a vital role in evaluating the dynamics of generated content: 1) *Motion rationality*: This metric assesses whether the movement of objects within the video adheres to physical laws and appears realistic. Unrealistic or erratic movements can undermine the sense of immersion and significantly reduce perceived quality. 2) *Motion amplitude*: This metric assesses whether the extent of movement is appropriate and aligns with the intended actions described in the prompt. Movements should neither be exaggerated nor overly subtle, ensuring that the generated dynamic content appears purposeful and lifelike.

These evaluation criteria rely on text-based guidelines to assess the quality of a video. However, the ambiguity in these textual guidelines and the lack of clear measurement scales make precise evaluation challenging.

3.2. Prompt Suite

Following the VBench [23], we designed a prompt suite for each evaluation dimension, with approximately 70-90 video generation prompts per dimension, with a total of 419 prompts. For “Action Consistency”, “Temporal Consistency”, and “Motion Quality”, we combined human action data from the Kinetics-400 dataset [24] with rigid body and animal motion data from Subject consistency subset of VBench [23], to achieve a comprehensive and targeted evaluation of dynamic-related dimensions. For all other dimensions, our prompt suite aligns with the corresponding VBench [23] prompts. To mitigate bias from sampling randomness in video generation models, each prompt was sampled three times in our experiments.

4. Evaluation Framework with MLLMs

4.1. Challenges

Straight-forward prompting a multimodal language model (MLLM) to rate a video can present significant challenges due to the distinct complexities of video-

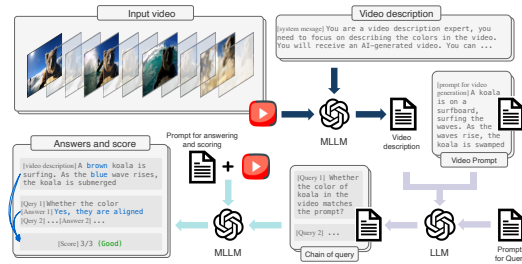


Figure 2. **Chain-of-query for video-condition alignment evaluation.** An iterative process where MLLM transforms video content into text descriptions, enabling detailed assessment of video-condition alignment through multi-turn queries.

condition alignment (Sec. 3.1.1) and video quality evaluation (Sec. 3.1.2) assessment. Here, we outline the two primary issues:

- ❶ **Video-condition alignment**: *Cross-modal comparisons are difficult for MLLM.* When evaluating the consistency between generated videos and textual prompts, multimodal large language models (MLLMs) are required to compare visual signals with textual concepts. However, this cross-modal comparison is challenging [42], as MLLMs are prone to textual bias, often generating “hallucinations” and failing to accurately detect inconsistencies between text and video. MLLMs are faced with the task of comparing objects of different modalities. MLLMs are prone to hallucination, making incorrect statements about the user-provided image and the prompts [19, 67, 72].
- ❷ **Video quality**: *Textual critiques are ambiguous.* For dimensions such as video quality, the challenge lies in requiring an MLLM to assign an absolute score to a video based on human textual critiques. However, the criteria for such evaluations are inherently ambiguous. For example, both MLLMs and humans struggle to precisely distinguish between levels such as “very blurry”, “somewhat blurry,” and “very clear.”

In our work, we propose ❶ **chain-of-query** and ❷ **few-shot scoring** to address above challenges.

4.2. Chain-of-query

For the **video-condition alignment** (Sec. 3.1.1) assessment, traditional LLM-based evaluation [52] relies on single-turn, direct question-answer methods, which often struggle with cross-modal alignment between video content and textual descriptions. This approach can miss critical details and fail to capture nuanced alignment, leading to incomplete evaluations.

To overcome this, we avoid direct cross-modal comparison by first transforming all relevant information from the video modality into a textual form. This allows for a more consistent, cross-modality comparison to assess alignment accurately. The evaluation

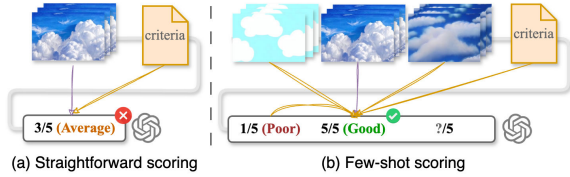


Figure 3. **Schematic scoring strategy comparison.** (a) Straightforward scoring assigns a single score based on the criteria, resulting in an average rating, while (b) Few-shot scoring leverages multiple examples for calibration, providing a nuanced assessment with scores ranging from poor to good.

process begins by generating an initial video description with MLLM based on the video prompt. Next, an LLM creates *a chain of queries*, focusing on specific dimensions that need evaluation. These queries probe inconsistencies and overlooked aspects in the initial description. MLLM then revisits the video, addressing each query to refine the description with richer, dimension-relevant details. This iterative multi-turn process, as illustrated in Figure 2, results in a more comprehensive textual representation, enabling precise scoring for alignment. Specifically, our chain-of-query includes the following steps:

- ① **Video description:** MLLM is first prompted to generate a full description and a one-sentence summary of the video.
- ② **Query chain generation:** LLM generates N sets of questions with video description from first step and video generation prompt. The question generation strategy is predefined based on evaluation dimension. For example, for the color dimension. As shown in Figure 2, the first generated query is “*whether the color of koala in the video matches the prompt?*”, while the second set focus on the color dominance with respect to other colors in the video: “*Has the koala’s brown color ever been confused with the color of the waves?*”.
- ③ **Answer chain generation:** MLLM is then prompted to answer the questions from above step. To ensure MLLM first analyze the whole video before answering individual questions, MLLM is first asked to perform reflection by re-generating a description. Finally MLLM responded “Yes, they are aligned” and “No, there is no confusion.”
- ④ **Final scoring:** MLLM utilizes both the video content and the multi-turn conversation history, along with textual guidelines, to arrive at a final score.

4.3. Few-shot scoring

For *video quality* dimensions (Sec. 3.1.2) such as “Aesthetic Quality”, our scoring criteria include descriptive text for each level, such as “3 points: moderate aesthetic quality” and “4 points: good aesthetic quality”. Although each level has more detailed descriptions, the boundaries between them remain am-

biguous. In our empirical observations, when we prompt an MLLM to evaluate specific dimensions like video quality, as shown in Figure 3 (a), the model often assigns the same (typically average) score to all videos. This outcome suggests that the MLLM is not sufficiently sensitive to variations in video quality, likely due to the inherent vagueness in textual criteria alone. We believe that textual guidelines alone are insufficient and that additional multimodal references are necessary to establish clearer benchmarks. To address this, we batch multiple videos generated from the same prompt, using each video as a contextual reference for the others within the same batch. Specifically, as illustrated in Figure 3 (b), when scoring the second video, all videos in the batch, as well as the score of the first video, serve as implicit references, providing a comparative framework that enhances the accuracy of quality assessment across the batch.

5. Experiment

5.1. Video Generation Models

We evaluate 4 open-source t2v models and 3 commercial models, spanning a range of advancements from earlier to more recent models. Specifically, we select 4 open-source models: LaVie [59], Show-1 [68], VideoCrafter2 [8], and CogVideoX⁵ [65], as well as 4 commercial models: Pika-Beta [43], Kling [28], Gen3 [47], and this diverse selection allows for a comprehensive evaluation of video generation techniques across different development stages, providing insights into the evolution of model performance.

5.2. Human preference annotation

We recruit 10 human annotators to manually rate each video⁶. For each generated video, we collect 4 human evaluation scores. The generated videos are shuffled and randomly assign to the pool of 10 evaluators. This leaves us a total of 35,196 evaluations. Both human and MLLM evaluations follow the same scale and guidelines. A human expert examines the score generated by human evaluators to gate-keep the quality of the evaluations. Table 3 shows the inter-rater alignment score produced by human raters, which is comparable to the human self-alignment scores produced by other studies [42].

5.3. Implementation details

Our experiment adopts GPT-4o (Version: gpt-4o-2024-08-06) and GPT-4o-mini (Version: gpt-4o-mini) as MLLM and LLM, respectively. GPT-4o handles multimodal inputs including texts and video frames, while GPT-4o-mini is only prompted with texts. The evaluation instructions

⁵CogVideoX-5B, the larger model in the CogVideoX series.

⁶The human annotators are provided with an extensive guide to ensure they provide quality evaluations of the videos given the prompts. The detailed guide is included in the Appendix.

Table 1. **Video-Bench Leaderboard.** Higher scores indicate better performance. The best score in each dimension is highlighted in bold. “Avg Rank” is the average rank of multiple dimensions, the lower the better.

Model	<u>Video quality</u>					<u>Video-Condition Alignment</u>					Overall Avg Rank	
	Imaging Quality	Aesthetic Quality	Temporal Consist.	Motion Effects	Avg Rank	Video-text Consist.	Object-class Consist.	Color Consist.	Action Consist.	Scene Consist.		
Gen3 [47]	4.66	4.44	4.74	3.99	1	4.38	2.81	2.87	2.59	2.93	2	1
Cogvideox [65]	3.87	3.84	4.14	3.55	3	4.62	2.81	2.92	2.81	2.93	1	2
VideoCrafter2 [8]	4.08	3.85	3.69	2.81	4	4.18	2.85	2.90	2.53	2.78	3	3
Kling [28]	4.26	3.82	4.38	3.11	2	4.07	2.70	2.81	2.50	2.82	5	4
Show-1 [68]	3.30	3.28	3.90	2.90	5	4.21	2.82	2.79	2.53	2.72	4	5
La Vie [59]	3.00	2.94	3.00	2.43	7	3.71	2.82	2.81	2.45	2.63	6	6
PiKa-Beta [43]	3.78	3.76	3.40	2.59	6	3.78	2.51	2.52	2.25	2.60	7	7

Table 2. **The human alignment score.** This score is measured by Spearman’s rank correlation coefficient. Higher score indicates better performance. The best score in each dimension is highlighted in bold. In practice, ComBench* [52] is a reproduction version on our benchmark metrics.

Metrics	<u>Video quality</u>				<u>Video-Condition Alignment</u>				
	Imaging Quality	Aesthetic Quality	Temporal Consist.	Motion Effects	Video-text Consist.	Object-class Consist.	Color Consist.	Action Consist.	Scene Consist.
MUSIQ [25]	0.363	-	-	-	-	-	-	-	-
LAION [29]	-	0.446	-	-	-	-	-	-	-
CLIP [45]	-	-	0.260	-	-	-	-	-	-
RAFT [54]	-	-	-	0.329	-	-	-	-	-
Amt [33]	-	-	-	0.329	-	-	-	-	-
ViCLIP [60]	-	-	-	-	0.445	-	-	-	-
UMT [32]	-	-	-	-	-	-	-	0.411	-
GRiT [62]	-	-	-	-	-	0.469	0.545	-	-
Tag2Text [20]	-	-	-	-	-	-	-	-	0.422
CompBench [52]*	-	-	-	-	0.633	0.611	0.696	0.633	0.631
Ours	0.733	0.702	0.402	0.514	0.732	0.735	0.750	0.718	0.733

are written by humans, including task description, important notes, strategy, and output format. The full prompt of the evaluation process is included in the Appendix.

6. Main results

6.1. Comparison with existing evaluation methods

As shown in Table 2, we compare evaluation methods from previous benchmarks (*e.g.*, EvalCrafter [35], VBench [23], and ComBench [52]) on our prompt suite, calculating Spearman correlations with human ratings. Our MLLM-based evaluation achieves the highest correlation. Notably, ComBench [52] uses single-round video description and evaluation, while our Chain of Query mechanism enables multi-round interactions, improving Video-Condition Alignment by 0.093. This highlights our framework’s ability to capture richer visual information and enhance cross-modal semantic comparisons. Overall, Video-Bench

has stronger correlations to metric-based evaluation over other LLM-based methods across all dimensions.

6.2. Human preference alignment

As reported by Table 3, its agreement with human scores is on par with the inter-rater agreement among humans, with an average score of 0.52. To compare the distribution of the two evaluations on a larger sample, we calculate the mean difference after bootstrapping 1000 iterations over 100k score pairs sampled with replacement. The average absolute mean difference across dimensions between our proposed approach and human evaluations is 0.18. ***This shows Video-Bench’s potential to replicate human judgments.*** We include the results of mean difference and its 99% confidence interval across dimensions in the Appendix.

6.3. MLLM evaluation vs. human evaluation

Table 3 shows that human evaluations have low agreement on semantic consistency-related dimensions, *i.e.*

Table 3. **Inter rater agreement degree (Krippendorff’s α)**. Higher score indicates better performance. “HU” stands for human, “HA” stands for *Video-Bench* and “GPT” stands for evaluations from single-GPT without chain-of-query, few-shot prompting or grid-view components.

Entities	<i>Video quality</i>				<i>Video-Condition Alignment</i>					Avg.
	Imaging Quality	Aesthetic Quality	Temporal Consistency	Motion Effects	Video-text Consistency	Object-class Consistency	Color Consistency	Action Consistency	Scene Consistency	
HU - HU	0.63	0.55	0.57	0.57	0.47	0.51	0.55	0.37	0.42	0.52
HU - GPT	0.51	0.42	0.45	0.35	0.47	0.50	0.49	0.37	0.11	0.41
HU - HA	0.61	0.54	0.48	0.48	0.50	0.52	0.54	0.40	0.43	0.50

Table 4. **Ablation study of component design**. Metric: Spearman’s rank correlation coefficient. “Consist.” denotes “Consistency”.

Few Shot Scoring	<i>Video quality</i>					Chain of Query	<i>Video-Condition Alignment</i>					
	Imaging Quality	Aesthetic Quality	Temporal Consist.	Motion Effects	Avg.		Video-text Consist.	Object-class Consist.	Color Consist.	Action Consist.	Scene Consist.	Avg.
	0.639	0.627	0.526	0.452	0.561		0.671	0.690	0.699	0.662	0.675	0.679
✓	0.733	0.702	0.531	0.514	0.620	✓	0.732	0.735	0.750	0.718	0.733	0.7336

(a) Ablation study on few shot scoring.

(b) Ablation Study on chain of query.

the five dimensions under Video-Condition Alignment. Nevertheless, this corresponds to the findings from EvalCrafter [35] that users tend to prioritize visual appeal over text-to-video alignment.

Due to individual differences among human evaluators (some may give high scores to videos with good visual effects, even if they don’t meet the requirements), human consistency tends to be lower in semantics-related evaluations [39], while the results from the proposed strategy do not exhibit such trend. In fact, when incorporating evaluations from Video-Bench, the agreement improves in the Video-Text Consistency dimension. This demonstrates that *our MLLM-based evaluation mitigates the perception bias commonly found in human assessments*.

6.4. Does MLLM generate stable evaluations?

Research [2] has shown that no LLMs deliver repeatable outcomes across different tasks in different benchmarks. If there is significant variance across identical runs, it reduces the reliability and validity of the benchmark. To this end, we analyze the stability of our benchmark to make sure the evaluations are stable and the benchmark is reliable. We run the experiments on Imaging Quality dimension three times with identical and deterministic configuration.

The results achieve a TARA@3 (Total Agreement Rate-answer across 3 runs) score of 0.67, meaning that 67% of the videos obtain the same rating from three repeated runs. In addition, to measure the scale of rating difference across the three runs, we calculate the Krippendorff’s α as well, which achieves 0.867. This means that even though only 67% of the videos achieve the exact same rating, the agreement of the ratings across identical runs are highly substantial.

The results show that Video-Bench produces evaluations with high agreement across different runs.

6.5. Robustness against small variations

A common issue found in traditional metric-based visual evaluations is that adding small perturbations hardly invisible to the human eye can easily fool the metrics [1]. To measure the robustness of our method against such small variations, we apply Gaussian blur to a subset of our videos and re-run our evaluation method. Under the video-text consistency dimension, we observe less than 5% relative percentage error. This showcases *small variations in the input video that do not affect human judgment will not undermine MLLM evaluation either*.

6.6. Comparing v.s. rating paradigm

In video generation evaluations, both comparison-based [23] and rating-based [30] evaluations have been adopted by researchers. A popular type of comparison-based evaluation is arenas [13], where human evaluators pick the winner out of two choices. However, studies have found that both LLM [71] and humans [4] suffer from position bias in comparison-based evaluations, where both tend to favor the first item they see. Another major drawback of pairwise comparison is its high cost. To obtain the relative ranking across N models, N evaluations is needed for rating-based approach while $N \times (N - 1)/2$ evaluations are needed for comparison-based approach. The quadratic complexity bottlenecks the benchmark’s capability in evaluating a large number of models. On the other hand, rating-based approaches may fail to capture the subtle differences between videos, especially in the quality related metrics. To mitigate this

Table 5. **Evaluation results on different base models.** For each dimension, we randomly select 30 prompts for comparison.

Base models	<i>Video quality</i>				<i>Video-Condition Alignment</i>					Avg.
	Imaging Quality	Aesthetic Quality	Temporal Consist.	Motion Effects	Video-text Consist.	Object-class Consist.	Color Consist.	Action Consist.	Scene Consist.	
Gemini1.5pro	0.602	0.583	0.367	0.340	0.600	0.656	0.602	0.491	0.579	0.536
Qwen2vl-72b	0.586	0.51	0.535	0.353	0.576	0.669	0.634	0.637	0.600	0.567
GPT-4o-0513	0.711	0.690	0.484	0.427	0.657	0.755	0.621	0.621	0.619	0.621
GPT-4o-0806	0.807	0.667	0.494	0.469	0.750	0.767	0.676	0.761	0.73	0.680
GPT-4o-1120	0.724	0.651	0.538	0.309	0.711	0.749	0.621	0.674	0.619	0.622

problem, we propose a few-shot scoring component where the evaluation model can have a sense of the relative quality across models. Table 4a shows that with few-shot scoring, the correlation with respect to human evaluations on average arises by 10.33% across different dimensions without increasing runtime complexity. This shows that the proposed rating paradigm can achieve *high alignment with human evaluations* while still being *low-cost and free of position bias*.

6.7. Ablation study

Table 4 shows the ablation study on alignment with humans. We observe that our proposed components are all necessarily effective in reaching higher alignment with humans. Adding each component leads to a significant increase in the human-alignment score across all dimensions. Based on such observations, we validate that both components are effective in aligning with human preference. Experiments on Table 7 confirm that more reference videos lead to better performance.

6.8. Comparison on different base models

Table 5 indicates GPT-4o generally achieves superior video quality and alignment scores compared to Gemini1.5pro and Qwen2vl-72b, particularly in Imaging Quality (0.807) and Video-text Consistency (0.750) in GPT-4o-0806. However, performance does not consistently improve with newer GPT-4o versions. For instance, GPT-4o-1120 shows decreased Motion Effects (0.309 vs. 0.469 in GPT-4o-0806), suggesting potential regressions in temporal-motion detection across updates. Note that our benchmark results are recorded using the optimal version.

6.9. Simple v.s. complex prompt

As shown in Table 6, we tested state-of-the-arts (*i.e.*, Gen3, Kling and Pika) on both simple and complex prompts (*e.g.*, MovieGenBench), showing consistent performance across varying prompt lengths and complexities, demonstrating its robustness and versatility.

7. Conclusion

This paper has introduced Video-Bench, a human-aligned video generation benchmark leveraging eval-

Table 6. **Performance on simple prompts vs. complex prompts.**

Prompt type	<i>Video quality</i>		<i>Video-Condition Alignment</i>	
	Imaging Quality	Motion Effects	Video-text Consistency	Action Consistency
Simple prompt	0.796	0.475	0.749	0.701
Complex prompt	0.797	0.484	0.725	0.704

Table 7. **Video quality comparison under different N-shot settings.**

Num.	<i>Video quality</i>				Avg Score
	Imaging Quality	Aesthetic Quality	Temporal Consistency	Motion Effects	
1	0.461	0.341	0.456	0.359	0.404
3	0.596	0.496	0.529	0.424	0.511
5	0.611	0.511	0.529	0.416	0.517
7	0.624	0.498	0.498	0.557	0.545

uations from Multi-Modal Large Language Models (MLLMs). Extensive experiments and a human alignment study have demonstrated its advantages in efficiency, strong alignment with human preferences. In addition, we have provided insights into component design, emphasizing the potential for improving automatic evaluations through few-shot and chain-of-query technologies. Our work aims to support future research on video generation model development by providing a highly human-aligned benchmark using MLLMs in visual evaluation.

References

- [1] Video Processing AI. Ways of cheating on popular objective metrics, 2024. Accessed: 2024-11-14.
- [2] Berk Atil, Alexa Chittams, Liseng Fu, Ferhan Ture, Lixinyu Xu, and Breck Baldwin. Llm stability: A detailed analysis with some surprises. *arXiv preprint arXiv:2408.04667*, 2024.
- [3] Andreas Blattmann, Robin Rombach, Huan Ling, Tim Dockhorn, Seung Wook Kim, Sanja Fidler, and Karsten Kreis. Align your latents: High-resolution video synthesis with latent diffusion models. In *Proceedings of the IEEE/CVF Conference on Computer Vision and Pattern Recognition*, pages 22563–22575, 2023.

- [4] Niels J Blunch. Position bias in multiple-choice questions. *Journal of Marketing Research*, 21(2):216–220, 1984.
- [5] Ljubiša Bojić. *Culture organism or techno-feudalism: how growing addictions and artificial intelligence shape contemporary society*. Institute for Philosophy and Social Theory, University of Belgrade, 2022.
- [6] Jake Bruce, Michael D Dennis, Ashley Edwards, Jack Parker-Holder, Yuge Shi, Edward Hughes, Matthew Lai, Aditi Mavalankar, Richie Steigerwald, Chris Apps, et al. Genie: Generative interactive environments. In *Forty-first International Conference on Machine Learning*, 2024.
- [7] Dongping Chen, Ruoxi Chen, Shilin Zhang, Yinuo Liu, Yaochen Wang, Huichi Zhou, Qihui Zhang, Yao Wan, Pan Zhou, and Lichao Sun. Mllm-as-a-judge: Assessing multimodal llm-as-a-judge with vision-language benchmark. *arXiv preprint arXiv:2402.04788*, 2024.
- [8] Haoxin Chen, Yong Zhang, Xiaodong Cun, Menghan Xia, Xintao Wang, Chao Weng, and Ying Shan. Videocrafter2: Overcoming data limitations for high-quality video diffusion models. In *Proceedings of the IEEE/CVF Conference on Computer Vision and Pattern Recognition*, pages 7310–7320, 2024.
- [9] Zhaorun Chen, Yichao Du, Zichen Wen, Yiyang Zhou, Chenhang Cui, Zhenzhen Weng, Haoqin Tu, Chaoqi Wang, Zhengwei Tong, Qinglan Huang, et al. Mj-bench: Is your multimodal reward model really a good judge for text-to-image generation? *arXiv preprint arXiv:2407.04842*, 2024.
- [10] Jaemin Cho, Yushi Hu, Roopal Garg, Peter Anderson, Ranjay Krishna, Jason Baldridge, Mohit Bansal, Jordi Pont-Tuset, and Su Wang. Davidsonian scene graph: Improving reliability in fine-grained evaluation for text-image generation. *arXiv preprint arXiv:2310.18235*, 2023.
- [11] Jaemin Cho, Abhay Zala, and Mohit Bansal. Visual programming for step-by-step text-to-image generation and evaluation. *Advances in Neural Information Processing Systems*, 36, 2024.
- [12] Ming Ding, Wendi Zheng, Wenyi Hong, and Jie Tang. Cogview2: Faster and better text-to-image generation via hierarchical transformers. *Advances in Neural Information Processing Systems*, 35:16890–16902, 2022.
- [13] Hugging Face. Artificialanalysis/video-generation-arena-leaderboard. <https://huggingface.co/spaces/ArtificialAnalysis/Video-Generation-Arena-Leaderboard>. Accessed: 2024-11-14.
- [14] Shuyang Gu, Dong Chen, Jianmin Bao, Fang Wen, Bo Zhang, Dongdong Chen, Lu Yuan, and Baining Guo. Vector quantized diffusion model for text-to-image synthesis. In *Proceedings of the IEEE/CVF conference on computer vision and pattern recognition*, pages 10696–10706, 2022.
- [15] Yingqing He, Tianyu Yang, Yong Zhang, Ying Shan, and Qifeng Chen. Latent video diffusion models for high-fidelity long video generation. *arXiv preprint arXiv:2211.13221*, 2022.
- [16] Martin Heusel, Hubert Ramsauer, Thomas Unterthiner, Bernhard Nessler, and Sepp Hochreiter. Gans trained by a two time-scale update rule converge to a local nash equilibrium. *Advances in neural information processing systems*, 30, 2017.
- [17] Wenyi Hong, Ming Ding, Wendi Zheng, Xinghan Liu, and Jie Tang. Cogvideo: Large-scale pretraining for text-to-video generation via transformers. *arXiv preprint arXiv:2205.15868*, 2022.
- [18] Yushi Hu, Benlin Liu, Jungo Kasai, Yizhong Wang, Mari Ostendorf, Ranjay Krishna, and Noah A Smith. Tifa: Accurate and interpretable text-to-image faithfulness evaluation with question answering. In *Proceedings of the IEEE/CVF International Conference on Computer Vision*, pages 20406–20417, 2023.
- [19] Qidong Huang, Xiaoyi Dong, Pan Zhang, Bin Wang, Conghui He, Jiaqi Wang, Dahua Lin, Weiming Zhang, and Nenghai Yu. Opera: Alleviating hallucination in multi-modal large language models via over-trust penalty and retrospection-allocation. In *Proceedings of the IEEE/CVF Conference on Computer Vision and Pattern Recognition*, pages 13418–13427, 2024.
- [20] Xinyu Huang, Youcai Zhang, Jinyu Ma, Weiwei Tian, Rui Feng, Yuejie Zhang, Yaqian Li, Yandong Guo, and Lei Zhang. Tag2text: Guiding vision-language model via image tagging. *arXiv preprint arXiv:2303.05657*, 2023.
- [21] Ziqi Huang, Kelvin CK Chan, Yuming Jiang, and Ziwei Liu. Collaborative diffusion for multi-modal face generation and editing. In *Proceedings of the IEEE/CVF Conference on Computer Vision and Pattern Recognition*, pages 6080–6090, 2023.
- [22] Ziqi Huang, Tianxing Wu, Yuming Jiang, Kelvin CK Chan, and Ziwei Liu. Reversion: Diffusion-based relation inversion from images. *arXiv preprint arXiv:2303.13495*, 2023.
- [23] Ziqi Huang, Yanan He, Jiashuo Yu, Fan Zhang, Chenyang Si, Yuming Jiang, Yuanhan Zhang, Tianxing Wu, Qingyang Jin, Nattapol Chanpaisit, et al. Vbench: Comprehensive benchmark suite for video generative models. In *Proceedings of the IEEE/CVF Conference on Computer Vision and Pattern Recognition*, pages 21807–21818, 2024.
- [24] Will Kay, Joao Carreira, Karen Simonyan, Brian Zhang, Chloe Hillier, Sudheendra Vijayanarasimhan, Fabio Viola, Tim Green, Trevor Back, Paul Natsev, et al. The kinetics human action video dataset. *arXiv preprint arXiv:1705.06950*, 2017.
- [25] Junjie Ke, Qifei Wang, Yilin Wang, Peyman Milanfar, and Feng Yang. Musiq: Multi-scale image quality transformer. In *Proceedings of the IEEE/CVF international conference on computer vision*, pages 5148–5157, 2021.
- [26] Tengchuan Kou, Xiaohong Liu, Zicheng Zhang, Chunyi Li, Haoning Wu, Xionghuo Min, Guangtao Zhai, and Ning Liu. Subjective-aligned dataset and metric for text-to-video quality assessment. *arXiv preprint arXiv:2403.11956*, 2024.
- [27] Max Ku, Dongfu Jiang, Cong Wei, Xiang Yue, and Wenhu Chen. Viescore: Towards explainable metrics for conditional image synthesis evaluation, 2024. URL <https://arxiv.org/abs/2312.14867>.
- [28] Kuaishou. Kling ai model. Kuaishou Technology, 2024. Accessed: 2024-10-05.

- [29] LAION-AI. Aesthetic predictor, 2025. Accessed: 2025-03-25.
- [30] Baiqi Li, Zhiqiu Lin, Deepak Pathak, Jiayao Li, Yixin Fei, Kewen Wu, Tiffany Ling, Xide Xia, Pengchuan Zhang, Graham Neubig, et al. Genai-bench: Evaluating and improving compositional text-to-visual generation. *arXiv preprint arXiv:2406.13743*, 2024.
- [31] Junnan Li, Dongxu Li, Silvio Savarese, and Steven Hoi. Blip-2: Bootstrapping language-image pre-training with frozen image encoders and large language models. In *International conference on machine learning*, pages 19730–19742. PMLR, 2023.
- [32] Kunchang Li, Yali Wang, Yizhuo Li, Yi Wang, Yinan He, Limin Wang, and Yu Qiao. Unmasked teacher: Towards training-efficient video foundation models. In *Proceedings of the IEEE/CVF International Conference on Computer Vision*, pages 19948–19960, 2023.
- [33] Zhen Li, Zuo-Liang Zhu, Ling-Hao Han, Qibin Hou, Chun-Le Guo, and Ming-Ming Cheng. Amt: All-pairs multi-field transforms for efficient frame interpolation. In *Proceedings of the IEEE/CVF Conference on Computer Vision and Pattern Recognition*, pages 9801–9810, 2023.
- [34] Xiao Liu, Xinhao Xiang, Zizhong Li, Yongheng Wang, Zhuoheng Li, Zhuosheng Liu, Weidi Zhang, Weiqi Ye, and Jiawei Zhang. A survey of ai-generated video evaluation. *arXiv preprint arXiv:2410.19884*, 2024.
- [35] Yaofang Liu, Xiaodong Cun, Xuebo Liu, Xintao Wang, Yong Zhang, Haoxin Chen, Yang Liu, Tiejong Zeng, Raymond Chan, and Ying Shan. Evalcrafter: Benchmarking and evaluating large video generation models. *arXiv preprint arXiv:2310.11440*, 2023.
- [36] Yuanxin Liu, Lei Li, Shuhuai Ren, Rundong Gao, Shicheng Li, Sishuo Chen, Xu Sun, and Lu Hou. Fetv: A benchmark for fine-grained evaluation of open-domain text-to-video generation. *Advances in Neural Information Processing Systems*, 36, 2024.
- [37] Yujie Lu, Xianjun Yang, Xiujun Li, Xin Eric Wang, and William Yang Wang. Llmscore: Unveiling the power of large language models in text-to-image synthesis evaluation. *Advances in Neural Information Processing Systems*, 36, 2024.
- [38] Zhengxiong Luo, Dayou Chen, Yingya Zhang, Yan Huang, Liang Wang, Yujun Shen, Deli Zhao, Jingren Zhou, and Tieniu Tan. Videofusion: Decomposed diffusion models for high-quality video generation. *arXiv preprint arXiv:2303.08320*, 2023.
- [39] David Marr. *Vision: A computational investigation into the human representation and processing of visual information*. MIT press, 2010.
- [40] Alex Nichol, Prafulla Dhariwal, Aditya Ramesh, Pranav Shyam, Pamela Mishkin, Bob McGrew, Ilya Sutskever, and Mark Chen. Glide: Towards photorealistic image generation and editing with text-guided diffusion models. *arXiv preprint arXiv:2112.10741*, 2021.
- [41] Mayu Otani, Riku Togashi, Yu Sawai, Ryosuke Ishigami, Yuta Nakashima, Esa Rahtu, Janne Heikkilä, and Shin’ichi Satoh. Toward verifiable and reproducible human evaluation for text-to-image generation. In *Proceedings of the IEEE/CVF Conference on Computer Vision and Pattern Recognition*, pages 14277–14286, 2023.
- [42] Yuang Peng, Yuxin Cui, Haomiao Tang, Zekun Qi, Runpei Dong, Jing Bai, Chunrui Han, Zheng Ge, Xiangyu Zhang, and Shu-Tao Xia. Dreambench++: A human-aligned benchmark for personalized image generation. *arXiv preprint arXiv:2406.16855*, 2024.
- [43] PikaLab. Pika. Company/Organization Name, 2024. Accessed: 2024-10-05.
- [44] Dustin Podell, Zion English, Kyle Lacey, Andreas Blattmann, Tim Dockhorn, Jonas Müller, Joe Penna, and Robin Rombach. Sdxl: Improving latent diffusion models for high-resolution image synthesis. *arXiv preprint arXiv:2307.01952*, 2023.
- [45] Alec Radford, Jong Wook Kim, Chris Hallacy, Aditya Ramesh, Gabriel Goh, Sandhini Agarwal, Girish Sastry, Amanda Askell, Pamela Mishkin, Jack Clark, et al. Learning transferable visual models from natural language supervision. In *International conference on machine learning*, pages 8748–8763. PMLR, 2021.
- [46] Robin Rombach, Andreas Blattmann, Dominik Lorenz, Patrick Esser, and Björn Ommer. High-resolution image synthesis with latent diffusion models. In *Proceedings of the IEEE/CVF conference on computer vision and pattern recognition*, pages 10684–10695, 2022.
- [47] Runway. Gen-3 model. Runway, 2024. Accessed: 2024-10-05.
- [48] Chitwan Saharia, William Chan, Saurabh Saxena, Lala Li, Jay Whang, Emily L Denton, Kamyar Ghasemipour, Raphael Gontijo Lopes, Burcu Karagol Ayan, Tim Salimans, et al. Photorealistic text-to-image diffusion models with deep language understanding. *Advances in neural information processing systems*, 35:36479–36494, 2022.
- [49] Tim Salimans, Ian Goodfellow, Wojciech Zaremba, Vicki Cheung, Alec Radford, and Xi Chen. Improved techniques for training gans. *Advances in neural information processing systems*, 29, 2016.
- [50] Kai Shu, Amy Sliva, Suhang Wang, Jiliang Tang, and Huan Liu. Fake news detection on social media: A data mining perspective. *ACM SIGKDD explorations newsletter*, 19(1):22–36, 2017.
- [51] Uriel Singer, Adam Polyak, Thomas Hayes, Xi Yin, Jie An, Songyang Zhang, Qiyuan Hu, Harry Yang, Oron Ashual, Oran Gafni, et al. Make-a-video: Text-to-video generation without text-video data. *arXiv preprint arXiv:2209.14792*, 2022.
- [52] Kaiyue Sun, Kaiyi Huang, Xian Liu, Yue Wu, Zihan Xu, Zhenguo Li, and Xihui Liu. T2v-compbench: A comprehensive benchmark for compositional text-to-video generation. *arXiv preprint arXiv:2407.14505*, 2024.
- [53] Yunlong Tang, Jing Bi, Siting Xu, Luchuan Song, Susan Liang, Teng Wang, Daoan Zhang, Jie An, Jingyang Lin, Rongyi Zhu, et al. Video understanding with large language models: A survey. *arXiv preprint arXiv:2312.17432*, 2023.
- [54] Zachary Teed and Jia Deng. Raft: Recurrent all-pairs field transforms for optical flow. In *Computer Vision—ECCV 2020: 16th European Conference, Glasgow, UK, August 23–28, 2020, Proceedings, Part II 16*, pages 402–419. Springer, 2020.
- [55] Thomas Unterthiner, Sjoerd Van Steenkiste, Karol Kurach, Raphael Marinier, Marcin Michalski, and Syl-

- vain Gelly. Towards accurate generative models of video: A new metric & challenges. *arXiv preprint arXiv:1812.01717*, 2018.
- [56] Thomas Unterthiner, Sjoerd van Steenkiste, Karol Kurach, Raphaël Marinier, Marcin Michalski, and Sylvain Gelly. Fvd: A new metric for video generation. 2019.
- [57] Jiuniu Wang, Hangjie Yuan, Dayou Chen, Yingya Zhang, Xiang Wang, and Shiwei Zhang. Modelscope text-to-video technical report. *arXiv preprint arXiv:2308.06571*, 2023.
- [58] Jiaqi Wang, Hanqi Jiang, Yiheng Liu, Chong Ma, Xu Zhang, Yi Pan, Mengyuan Liu, Peiran Gu, Sichen Xia, Wenjun Li, et al. A comprehensive review of multimodal large language models: Performance and challenges across different tasks. *arXiv preprint arXiv:2408.01319*, 2024.
- [59] Yaohui Wang, Xinyuan Chen, Xin Ma, Shangchen Zhou, Ziqi Huang, Yi Wang, Ceyuan Yang, Yinan He, Jiashuo Yu, Peiqing Yang, et al. Lavie: High-quality video generation with cascaded latent diffusion models. *arXiv preprint arXiv:2309.15103*, 2023.
- [60] Yi Wang, Yinan He, Yizhuo Li, Kunchang Li, Jiashuo Yu, Xin Ma, Xinhao Li, Guo Chen, Xinyuan Chen, Yaohui Wang, et al. Internvid: A large-scale video-text dataset for multimodal understanding and generation. *arXiv preprint arXiv:2307.06942*, 2023.
- [61] Zhanyu Wang, Longyue Wang, Zhen Zhao, Minghao Wu, Chenyang Lyu, Huayang Li, Deng Cai, Luping Zhou, Shuming Shi, and Zhaopeng Tu. Gpt4video: A unified multimodal large language model for instruction-followed understanding and safety-aware generation. In *Proceedings of the 32nd ACM International Conference on Multimedia*, pages 3907–3916, 2024.
- [62] Jialian Wu, Jianfeng Wang, Zhengyuan Yang, Zhe Gan, Zicheng Liu, Junsong Yuan, and Lijuan Wang. Grit: A generative region-to-text transformer for object understanding. *arXiv preprint arXiv:2212.00280*, 2022.
- [63] Jay Zhangjie Wu, Yixiao Ge, Xintao Wang, Stan Weixian Lei, Yuchao Gu, Yufei Shi, Wynne Hsu, Ying Shan, Xiaohu Qie, and Mike Zheng Shou. Tune-a-video: One-shot tuning of image diffusion models for text-to-video generation. In *Proceedings of the IEEE/CVF International Conference on Computer Vision*, pages 7623–7633, 2023.
- [64] Jay Zhangjie Wu, Guian Fang, Haoning Wu, Xintao Wang, Yixiao Ge, Xiaodong Cun, David Junhao Zhang, Jia-Wei Liu, Yuchao Gu, Rui Zhao, et al. Towards a better metric for text-to-video generation. *arXiv preprint arXiv:2401.07781*, 2024.
- [65] Zhuoyi Yang, Jiayan Teng, Wendi Zheng, Ming Ding, Shiyu Huang, Jiazheng Xu, Yuanming Yang, Wenyi Hong, Xiaohan Zhang, Guanyu Feng, et al. Cogvideox: Text-to-video diffusion models with an expert transformer. *arXiv preprint arXiv:2408.06072*, 2024.
- [66] Michal Yarom, Yonatan Bitton, Soravit Changpinyo, Roei Aharoni, Jonathan Herzig, Oran Lang, Eran Ofek, and Idan Szepktor. What you see is what you read? improving text-image alignment evaluation. *Advances in Neural Information Processing Systems*, 36, 2024.
- [67] Shukang Yin, Chaoyou Fu, Sirui Zhao, Tong Xu, Hao Wang, Dianbo Sui, Yunhang Shen, Ke Li, Xing Sun, and Enhong Chen. Woodpecker: Hallucination correction for multimodal large language models. *arXiv preprint arXiv:2310.16045*, 2023.
- [68] David Junhao Zhang, Jay Zhangjie Wu, Jia-Wei Liu, Rui Zhao, Lingmin Ran, Yuchao Gu, Difei Gao, and Mike Zheng Shou. Show-1: Marrying pixel and latent diffusion models for text-to-video generation. *arXiv preprint arXiv:2309.15818*, 2023.
- [69] Jiarui Zhang, Jinyi Hu, Mahyar Khayatkhoei, Filip Ilievski, and Maosong Sun. Exploring perceptual limitation of multimodal large language models. *arXiv preprint arXiv:2402.07384*, 2024.
- [70] Xinlu Zhang, Yujie Lu, Weizhi Wang, An Yan, Jun Yan, Lianke Qin, Heng Wang, Xifeng Yan, William Yang Wang, and Linda Ruth Petzold. Gpt-4v (ision) as a generalist evaluator for vision-language tasks. *arXiv preprint arXiv:2311.01361*, 2023.
- [71] Lianmin Zheng, Wei-Lin Chiang, Ying Sheng, Siyuan Zhuang, Zhanghao Wu, Yonghao Zhuang, Zi Lin, Zhuohan Li, Dacheng Li, Eric Xing, et al. Judging llm-as-a-judge with mt-bench and chatbot arena. *Advances in Neural Information Processing Systems*, 36: 46595–46623, 2023.
- [72] Yiyang Zhou, Chenhang Cui, Jaehong Yoon, Linjun Zhang, Zhun Deng, Chelsea Finn, Mohit Bansal, and Huaxiu Yao. Analyzing and mitigating object hallucination in large vision-language models. *arXiv preprint arXiv:2310.00754*, 2023.

Video-Bench: Human-Aligned Video Generation Benchmark

Supplementary Material

In Sec. A, we elaborate on our evaluation dimensions with comprehensive explanations and examples. Sec. B presents extended experimental results and analysis. Sec. C discusses the broader implications and potential impacts on society. Finally, Sec. D examines the current limitations and outlines promising directions for future research.

A. More Details on Evaluation Dimension

A.1. Video-Condition Consistency

A.1.1. Object Class Consistency

Definition and scope Object class consistency evaluation assesses *the consistency between objects in the video and those specified in the text prompt*. The assessment should consider the following key aspects:

- **Generation accuracy:** Whether objects mentioned in the text are correctly generated.
- **Class identification:** Whether object categories are clearly identifiable.
- **Appearance fidelity:** Whether generated objects' appearance and structure align with objective reality and human perceptual expectations.
- **Deformation:** Whether objects maintain their structural integrity during motion.

Scoring criteria

- **❶ Poor consistency:** Objects are completely unrecognizable or fail to match the specified objects in the prompt.
- **❷ Moderate consistency:** Objects are barely recognizable as the specified class but exhibit one or more of the following issues:
 - Partial object generation (*e.g.*, only a hand visible when a complete person is specified).
 - Feature mixing between specified object and other object classes.
 - Unstable object characteristics (*e.g.*, facial features appearing and disappearing).
 - Presence of unspecified objects of the same category or multiple similar objects occupying significant space (*e.g.*, a motorcycle consistently appearing alongside a specified car).
- **❸ Good consistency:** Object classes remain correct and consistent throughout the entire video, avoiding all issues mentioned in the moderate consistency category.

A.1.2. Action Consistency

Definition and scope Action consistency evaluation assesses *the consistency between actions in the video and those specified in the text prompt*. The assessment should consider the following key aspects:




Figure 4. **Comparative examples of object class consistency assessment.** (a) **Poor:** Generated scene shows only ocean waves without any surfboard, completely failing to meet the prompt requirement. (b) **Moderate:** Multiple surfboards present but with additional decorative elements and patterns that complicate the straightforward prompt requirement. (c) **Good:** Clean white surfboard rendered consistently throughout the sequence, precisely matching the simple prompt specification.

- **Generation accuracy:** Whether actions mentioned in the text are correctly generated.
- **Action identification:** Whether actions are clearly identifiable.
- **Process fidelity:** Whether the appearance and progression of actions align with objective reality and human perceptual expectations.

Scoring criteria

- **❶ Poor consistency:** Actions are either completely unrecognizable or incorrectly generated.
- **❷ Moderate consistency:** Actions are partially consistent but exhibit one or more of the following issues:
 - Significant deviation from the realistic appearance or progression of the action.
 - Incomplete action representation, either in terms of viewpoint or temporal coverage, showing only a fragment of the complete action.
- **❸ Good consistency:** Actions fully align with the prompt specifications and avoid all issues mentioned in the moderate consistency category.

Important notes

- This metric focuses primarily on the presence and

accuracy of actions in the video rather than their dynamic presentation or motion effects. However, completely static videos that fail to show any movement should be scored as inconsistent with objective understanding.



Figure 5. **Comparative examples of action consistency assessment.** (a) **Poor**: The man appears to be walking naturally in the video rather than marching, failing to demonstrate any marching motion, contradicting the prompted action completely. (b) **Moderate**: The figure shows walking/sliding motion, but the movement appears unnatural and doesn't fully capture the rhythmic, structured nature of marching. (c) **Good**: Clear marching action with proper leg movement and posture, displaying fluid and natural progression of steps that precisely matches the prompted action.

A.1.3. Color Consistency

Definition and scope Color consistency evaluation assesses *the degree of color matching between the video and the provided text prompt*. The assessment should consider the following key aspects:

- **Color consistency**: Whether colors align with the text prompt and maintain stability throughout the video without sudden changes.
- **Color placement**: Whether colors appear on the correct objects or within appropriate scenes.

Scoring criteria

- **❶ Poor consistency**: Objects are either incorrectly generated or display colors that completely deviate from the text prompt specifications.
- **❷ Moderate consistency**: Correct colors appear in the video but exhibit imperfections in one or more of the following aspects:
 - Incorrect color allocation (*e.g.*, colors appearing in background instead of on intended objects).
 - Color instability with sudden changes or variations in object coloring.
 - Color confusion where objects display correct colors mixed with significant areas of unintended

colors (*e.g.*, a requested white vase generated as black and white).

- Poor color distinction between objects and background.
- Approximate color matching within the same spectrum but lacking precision (*e.g.*, pink versus purple, yellow versus orange).
- **❸ Good consistency**: Colors demonstrate high fidelity to the text prompt, maintain stability throughout the video, show correct distribution, and exhibit no sudden changes or inconsistencies. The work avoids all issues mentioned in the moderate consistency category.




Figure 6. **Comparative examples of color consistency assessment.** (a) **Poor**: The generated cat appears brown/orange with unnatural blue-green eyes, significantly deviating from the prompted yellow color. (b) **Moderate**: Cat displays an orange/ginger coloration that, while consistent throughout the sequence, falls within a similar but distinct color spectrum from the requested yellow. (c) **Good**: The cat exhibits pure yellow coloring that precisely matches the prompt specification, maintaining a consistent hue throughout the sequence.

A.1.4. Scene Consistency

Definition and scope Scene Consistency evaluation assesses *the consistency between scenes in the video and those specified in the text prompt*. The assessment should consider the following key aspects:

- **Generation accuracy**: Whether scenes mentioned in the text are correctly generated.
- **Scene identification**: Whether scenes are clearly identifiable.
- **Element fidelity**: Whether the appearance and structure of scene elements align with objective reality and human perceptual expectations.

Scoring criteria

- **① Poor consistency:** Scene generation is completely unrelated to the text prompt and scenes are difficult to identify.
- **② Moderate consistency:** Scenes are barely recognizable and exhibit one or more of the following issues:
 - Partial scene generation without showing the complete scene context.
 - Display of limited scene characteristics (*e.g.*, only bread in a bakery, only a sink in a bathroom).
 - Scene generation that is similar but not precisely matching the specified scene.
- **③ Good consistency:** Scenes are clearly identifiable and align with human subjective understanding of objective world arrangements.

Important notes

- For ambiguous scene terms, scoring should use the most comprehensive interpretation among the generated results as the standard. For example, if “bathroom” is generated as a complete bathroom with a bathtub by one model and as a simple washroom with only a mirror, sink, or toilet by another, the complete bathroom setting should be used as the reference standard.




Figure 7. **Comparative examples of scene consistency assessment.** (a) **Poor:** The scene displays an architectural structure but lacks clear arch definition, with distracting foreground elements and inconsistent structural representation. (b) **Moderate:** The sunset scene through an arch frame demonstrates a recognizable arch structure, though the dramatic lighting and silhouette effect partially obscure architectural details. (c) **Good:** Garden arch with natural foliage shows a clear, well-defined arch structure maintained consistently throughout the sequence, with proper architectural form and depth.

A.1.5. Video-text Consistency

Definition and scope Video-text consistency evaluates *the comprehensive alignment between the video*

and the text prompt. The assessment should consider the following key aspects:

- **Core element coverage:** Whether the video demonstrates all core elements mentioned in the text prompt (including humans, animals, actions, objects, scenes, styles, spatial relationships, and quantitative relationships).
- **Visual clarity:** Whether the video’s image quality affects comprehension of its content.

Scoring criteria

- **① Very poor consistency:** Missing half or more of the key elements, demonstrating very weak consistency, or visual quality so poor that video comprehension is impossible.
- **② Poor consistency:** Video includes most key elements but most are insufficiently generated, or visual quality is inadequate for determining consistency with the text prompt.
- **③ Moderate consistency:** Video either includes most key elements with sufficient generation or includes all elements but most are insufficiently generated. Visual quality is adequate for determining consistency with the text prompt.
- **④ Good consistency:** Video includes all key elements, with some elements insufficiently generated. Visual quality is adequate for determining consistency with the text prompt.
- **⑤ Excellent consistency:** Video includes all key elements with sufficient generation and complete alignment with the text prompt. Visual quality is adequate for determining consistency with the text prompt.

Important notes

- Insufficient generation refers to elements that are present but fail to meet consistency requirements, such as low visibility in actions or objects that don’t conform to objective world appearances.
- “Most” is determined by the number of key elements in the prompt, typically not exceeding 5 elements, thus “most” generally means $N - 1$ elements.
- This metric does not have high requirements for visual quality. Superior visual quality is not a prerequisite for high scores.

A.2. Video Quality

A.2.1. Imaging Quality

Imaging quality evaluates *the visual fidelity and clarity of the generated video compared to standard high-definition content.* The assessment should consider the following key aspects:

- **Image clarity:** Overall sharpness, resolution, and detail preservation throughout the video.
- **Visual artifacts:** Presence of noise, distortion, overexposure, or other technical imperfections.




Figure 8. **Comparative examples of video-text consistency assessment.** (a) **Very poor:** Shows only a single panda with no interaction or academic elements, significantly deviating from the prompt requirements. (b) **Moderate:** While two pandas are shown and appear to be facing each other, the interaction lacks clear indication of academic discussion or the presence of a paper. (c) **Excellent:** The scene perfectly captures the prompt, showing two pandas in an interactive pose with what appears to be a paper between them, complete with a natural academic discussion setting.

Scoring criteria

- **① Very poor quality:** Severe visual artifacts with obvious distortions, extreme blurriness, excessive noise, and significant overexposure issues that severely impact the viewing experience.
- **② Poor quality:** Notable visual artifacts with apparent distortions, general blurriness, and noise that detract from the natural appearance and viewing experience.
- **③ Moderate quality:** Resolution comparable to 480p standard definition, with minor artifacts, slight noise, and occasional exposure issues that moderately affect the viewing experience.
- **④ Good quality:** Resolution comparable to 720p high definition, with minimal artifacts and generally pleasant viewing experience.
- **⑤ Excellent quality:** Resolution comparable to 1080p full HD or better, with no discernible artifacts, providing an exceptional viewing experience comparable to professional video content.

A.2.2. Aesthetic Quality

Definition and scope Aesthetic quality evaluation encompasses *the artistic and compositional elements of video production*, including structural arrangement, color utilization, compositional effectiveness, visual appeal, and overall harmonic integration. The assessment of video-text consistency should consider the following key aspects:

- **Structural coherence:** Whether the arrangement




Figure 9. **Comparative examples of imaging quality assessment.** (a) **Very poor:** The generated video exhibits poor video clarity with visible noise, unstable camera movement, and inconsistent lighting conditions. (b) **Excellent:** It demonstrates superior visual fidelity with stable framing, natural lighting, sharp details, and professional cinematographic quality.

and composition of subjects (people or objects) in the video are logically sound and aesthetically pleasing, rather than causing psychological discomfort.

- **Color application:** The appropriateness and effectiveness of color usage throughout the video sequence.
- **Compositional efficacy:** Whether the composition effectively captures and presents all necessary information specified in the text prompt.
- **Visual appeal:** The video's capacity to maintain visual engagement.
- **Overall harmony:** The degree to which all elements work together cohesively to create a unified and harmonious visual experience.

Scoring criteria

- **① Very poor aesthetic quality:** The work exhibits severe deficiencies in color utilization, composition, and clarity. It lacks visual appeal and emotional expression, with poor overall harmonic integration.
- **② Poor aesthetic quality:** The work demonstrates notable deficiencies in specific aspects, such as discordant color schemes or inadequate composition, significantly compromising the overall aesthetic experience.
- **③ Moderate aesthetic quality:** The work shows average performance across most dimensions, with possible minor deficiencies in certain aspects, while maintaining a basic aesthetic experience.
- **④ Good aesthetic quality:** The work demonstrates strong execution in color usage, composition, and clarity, delivering a satisfying visual experience with appropriate emotional expression and creative elements.
- **⑤ Excellent aesthetic quality:** The work excels in all aspects, achieving high standards in color utilization, composition, and clarity. It delivers powerful visual impact and profound emotional expression,

providing an outstanding aesthetic experience.




Figure 10. **Comparative examples of aesthetic quality assessment.** (a) **Very poor:** Bear climbing tree sequence with flat composition, lacking visual depth and artistic consideration in framing and lighting. (b) **Excellent:** Cat leaping sequence captured in golden-hour lighting with atmospheric forest backdrop, demonstrating sophisticated composition and cinematic appeal.

A.2.3. Temporal Consistency

Definition and scope Temporal consistency evaluates *the consistency of semantic and visual features between consecutive frames* in the video, ensuring smooth transitions without abrupt changes or unnatural jumps. The assessment encompasses two primary aspects:

- **Visual feature consistency:**
 - **Color and brightness:** Smooth transitions between consecutive frames without flickering or sudden changes in illumination.
 - **Texture and detail:** Maintenance of consistent object textures and details across frames without unexpected blur or clarity shifts.
- **Semantic consistency:**
 - **Object position and shape:** Preservation of consistent object positioning and morphology between frames without unnatural deformation or displacement.
 - **Scene layout:** Maintenance of consistent scene composition and background elements across frames.
 - **Subject coherence:** Stability of main subjects across consecutive frames without abrupt changes or unnatural transitions.

Scoring criteria

- **❶ Very poor consistency:** Significant inconsistencies in color, brightness, and texture between frames with obvious flickering or sudden changes. Semantic features show discrepancies in object positioning and scene layout, with main subjects exhibiting sudden or unnatural variations.
- **❷ Poor consistency:** Notable inconsistencies in visual features. Semantic features maintain general consistency but occasionally display issues with object positioning and scene layout. Main subjects

may exhibit minor inconsistencies.

- **❸ Moderate consistency:** Visual features typically maintain consistency with minor fluctuations in color, brightness, and texture. Semantic features show general consistency with slight issues affecting object position, shape, and scene layout coherence. Main subjects maintain general consistency with minor deviations.
- **❹ Good consistency:** Visual features maintain consistency between frames with smooth transitions in color, brightness, and texture. Semantic features demonstrate coherence with stable object positions, shapes, and scene layout. Main subjects maintain consistency with only minor inconsistencies that don't significantly impact overall coherence.
- **❺ Excellent consistency:** All visual features demonstrate seamless consistency between frames without perceptible flickering or sudden changes. Semantic features show complete consistency in object positions, shapes, scene layout, and background. Main subjects maintain perfect consistency without notable deviations that would affect viewer perception of continuity.

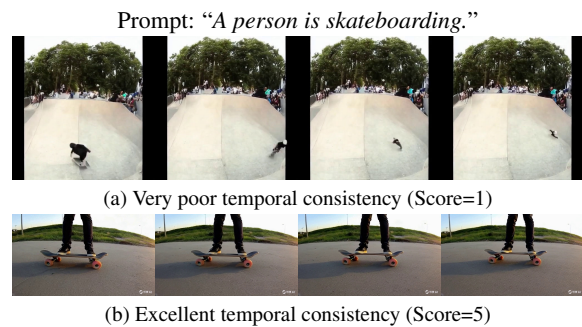


Figure 11. **Comparative examples of temporal consistency assessment.** (a) **Very poor:** Skateboarding sequence shows inconsistent object placement and scaling between frames, with abrupt position shifts disrupting motion continuity. (b) **Excellent:** Skateboarding motion displays coherent object positioning and consistent spatial relationships across frames, maintaining seamless temporal flow.

A.2.4. Motion Effects

Definition and scope Motion effects evaluate *the quality of subject motion and its interaction with the environment* in the video. The assessment should consider the following key aspects:

- **Physical accuracy:** Whether object motion trajectories conform to physical laws such as inertia and gravity.
- **Dynamic blur:** Whether motion blur appropriately corresponds to the speed and direction of movement.
- **Environmental interaction:** Whether the relationship between moving objects and their background is coherent, including expected occlusion and reflections.

- **Lighting physics:** Whether changes in shadows and lighting during object movement align with physical laws, enhancing scene realism.

Scoring criteria

- **① Very poor effects:** Motion trajectories are severely incorrect, or the primary characteristics of movement are generated so poorly that the motion is barely recognizable. Clear violations of physical laws are present, and dynamic blur is either absent or completely misaligned with the motion.
- **② Poor effects:** Motion trajectories are poorly generated and movement is barely recognizable. Dynamic blur is inconsistent with movement speed and direction, and there are obvious issues with object interaction with background and lighting.
- **③ Moderate effects:** Motion effects are generally present and movement is recognizable, but exhibits one of the following issues:
 - Compromised motion smoothness, with noticeable frame-to-frame inconsistencies or abrupt changes disrupting motion fluidity.
 - Inadequate or excessive dynamic blur application, failing to accurately reflect movement speed and direction.
 - Partially maintained motion consistency, but certain elements like object-environment interaction or lighting changes lack convincing portrayal.
- **④ Good effects:** Movement is recognizable, motion trajectories and dynamic blur are mostly coherent, but certain aspects of motion appear unnatural and do not align with human subjective understanding of objective world changes.
- **⑤ Excellent effects:** Movement is clearly recognizable, motion trajectories are accurate, dynamic blur is appropriately applied, and interaction of moving objects with their environment, including shadows and lighting, is seamlessly integrated and realistic.

Important notes

- This metric focuses specifically on dynamic presentation and effects, not on motion consistency with the text prompt. Consistency does not affect the scoring.
- In this metric, videos displaying static or no motion should be scored as 1 or 2.

B. Additional Experimental Results

B.1. Statistical Analysis of Evaluation Discrepancy

Table 9 presents a comprehensive statistical analysis of the evaluation discrepancies between our MLLM-based framework and human assessments across nine critical dimensions. The results reveal several noteworthy patterns:

- **Video Quality Metrics:** Among the four video quality metrics, temporal consistency shows the high-

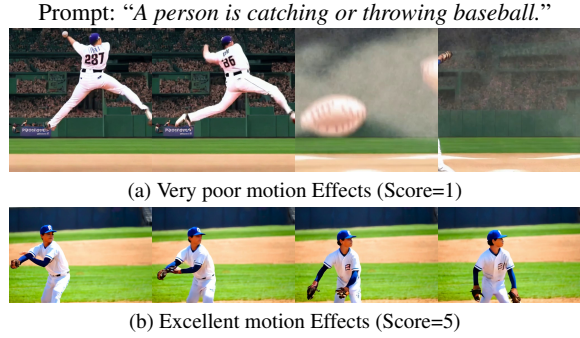


Figure 12. **Comparative examples of motion effects assessment.** (a) **Very poor:** Pitcher motion sequence exhibits abrupt transitions with insufficient temporal continuity, resulting in unrealistic motion blur and motion artifacts. (b) **Excellent:** Baseball player’s pitching action rendered with smooth frame transitions and natural motion progression, maintaining consistent motion quality throughout the sequence.

est positive mean difference (0.31), suggesting our framework maintains stricter standards in assessing temporal coherence. Interestingly, motion effects exhibit the only negative mean difference (−0.26), indicating human evaluators are more sensitive to motion-related qualities. This contrast highlights the complementary nature of machine and human evaluation capabilities.

- **Alignment Metrics:** In the video-condition alignment category, video-text consistency (0.19) and action consistency (0.22) demonstrate the most substantial positive differences. This aligns with our findings in the main paper, where the framework showed superior performance in detecting subtle semantic misalignments. The narrower confidence intervals in object-class consistency [0.03, 0.05] and color consistency [0.04, 0.06] suggest more stable and reliable evaluations in these aspects.
- **Statistical Significance:** All confidence intervals at the 99% level exclude zero, indicating statistically significant differences between MLLM and human evaluations across all dimensions. The tight confidence intervals, particularly in object-class and color consistency evaluations, demonstrate the robustness and reliability of our framework. These findings quantitatively support our framework’s capability to provide more stringent and consistent evaluations in most dimensions, while also revealing areas where human perception remains uniquely valuable (e.g., motion effects).

B.2. Mini-split for quick performance evaluation

To quickly evaluate video generation performance, we proposed the min-split scheme and conducted a comprehensive test on Sora 8. The results show that Sora excels in video quality, motion effects, and video-condition alignment, outperforming Gen-3 and

Table 8. *Quick evaluation with our mini-split*. Higher scores indicate better performance. The best score in each dimension is highlighted in bold.

Model	<i>Video quality</i>					<i>Video-Condition Alignment</i>						Overall
	Imaging	Aesthetic	Temporal	Motion	Avg	Video-text	Object-class	Color	Action	Scene	Avg	Overall
	Quality	Quality	Consist.	Effects	Rank	Consist.	Consist.	Consist.	Consist.	Consist.	Rank	
Sora [65]	4.68	4.64	4.96	4.24	1.25	4.48	2.88	2.92	2.80	2.96	2.20	1.78
Cogvideox [65]	3.80	3.96	4.08	3.84	4.00	4.56	2.80	2.84	2.84	2.92	2.80	3.30
Gen3 [47]	4.56	4.56	4.92	4.68	1.75	4.36	2.96	2.80	2.56	2.88	3.80	2.89
Kling [28]	4.16	3.92	4.40	3.20	4.00	4.08	2.64	2.96	2.44	2.76	5.20	4.67
VideoCrafter2 [8]	4.00	4.00	3.60	2.60	5.25	4.28	2.92	2.96	2.60	2.80	3.60	4.33
LaVie [59]	2.84	2.88	3.04	2.36	8.00	3.80	2.80	2.92	2.28	2.56	5.20	6.44
PiKa-Beta [43]	3.60	3.84	3.92	2.80	6.00	3.80	2.40	2.76	2.68	2.72	7.40	6.78
Show-1 [68]	3.08	3.24	4.08	3.24	5.50	4.40	2.88	2.76	2.633	2.56	4.60	5.00

CogVideoX. However, there are some limitations in video-text consistency, temporal coherence, and motion generation, such as content mismatch, unnatural frame transitions, and inconsistent motion trajectories.

Specifically, we randomly selected 25 representative prompts (about one-third of the dataset) and generated 25 videos with Sora. The generation parameters were set to 720p resolution, 16:9 aspect ratio (to avoid wide-angle distortions from a 1:1 aspect ratio) and 5-second duration. Among the 9 evaluation metrics, Sora ranked first in 5 and demonstrated strong competitiveness across the remaining metrics, showcasing its potential as one of the most advanced video generation models available.

As shown in the results, Sora ranked first in 5 out of the 9 evaluated metrics and performed competitively across the remaining metrics. Notably, in all Video Quality metrics and in Video-Text Consistency, Sora matched or outperformed Gen-3 and CogVideoX, which had previously led these categories by a significant margin. Furthermore, Sora exhibited superior performance in Motion Effects and most Video-Condition Alignment metrics, except for Video-Text Consistency. Even under low-configuration settings (720p resolution and 5-second duration), Sora has demonstrated itself as one of the most advanced video generation models available.

However, case studies reveal certain limitations in Sora’s performance, particularly in video-text consistency, temporal frame coherence, and motion generation.

These findings suggest that while Sora is an impressive video generation model with greater stability compared to its predecessors, it has not yet reached the level of a true “world model.” Its outputs still exhibit artifacts commonly associated with AI-generated content, indicating room for further improvement.

B.3. Comparison of long and short prompts

The original prompts mostly contain at least one object, one action, and one scene. For example: “A fat rabbit wearing a purple robe walking through a

fantasy landscape.” Longer prompts build upon this by incorporating more objects, actions, and scenes. For example: “A couple sits at a peaceful lakeside picnic, occasionally reaching into a basket for food, while the gentle ripples on the lake reflect the shifting colors of the sky.” It contains four subjects, two actions, one scene, and more complex semantic details. Even longer prompts may include: “A grandmother with neatly combed grey hair stands behind a colorful birthday cake with numerous candles at a wood dining room table, expression is one of pure joy and happiness, with a happy glow in her eye. She leans forward and blows out the candles with a gentle puff, the cake has pink frosting and sprinkles and the candles cease to flicker, the grandmother wears a light blue blouse adorned with floral patterns, several happy friends and family sitting at the table can be seen celebrating, out of focus. The scene is beautifully captured, cinematic, showing a 3/4 view of the grandmother and the dining room. Warm color tones and soft lighting enhance the mood.”

B.4. Formulation of few-shot scoring

All videos in a N -shot batch are input simultaneously, enabling comparison via $P(s_k|v_1, \dots, v_N, s_1, \dots, s_{(k-1)})$. As k represents the index of the video, all videos v are fully referenced. An in-batch video leverages the context of others and significantly outperforms direct scoring without any reference. Inspired by in-context learning, our method groundedly adjusts scoring based on relative quality within the batch.

B.5. Can Machine Surpass Human in Video Evaluation?

Our MLLM-based framework demonstrates superior discrimination ability over human evaluators in specialized content assessment. As shown in Figure 13, MLLM consistently identifies subtle semantic distinctions that human evaluators often overlook. For instance, in object category evaluation (Figure 13 (a,b)), MLLM correctly differentiates between skiing and snowboarding, while humans mistakenly equate

them. Similarly, in action assessment (Figure 13 (c,d)), MLLM precisely distinguishes air drumming from actual drum playing, a nuance that human evaluators miss. These cases reveal that MLLM’s *comprehensive domain knowledge* enables more rigorous semantic understanding, leading to more accurate and reliable video evaluation than human assessments.



Figure 13. (a) demonstrates perfect alignment with the prompt “Skis”, where both MLLM and humans correctly assign high scores for accurate ski equipment representation. (b) shows a critical discrepancy where humans incorrectly rate a snowboard as equivalent to skis, while MLLM appropriately penalizes this object mismatch, demonstrating superior object discrimination. (c) illustrates the accurate generation of “air drumming” action, receiving rightfully high scores from both MLLM and human evaluators for proper action representation. (d) reveals another human evaluation oversight where actual drum set playing is misjudged as equivalent to air drumming, while MLLM correctly identifies this semantic distinction and assigns a lower score.

C. Potential Societal Impacts

Leveraging this inherent cognitive capability of MLLM [58, 61], we can construct automated frameworks for evaluating video generation quality, fundamentally transforming the traditional paradigm that relies on human feedback [7, 9]. This breakthrough carries dual significance: firstly, it liberates human resources, freeing evaluators from the burden of manual annotation; secondly, through continuous and stable model feedback, it substantially accelerates the iterative optimization cycle of video generation technol-

ogy. From a long-term perspective, this technological advancement will significantly propel the development of virtual worlds [6], establishing a more solid technical foundation for frontier applications such as the metaverse and digital humans. However, we must carefully acknowledge its potential societal impacts: as the authenticity of generated content continues to improve, how to effectively prevent and detect the spread of misinformation [50], and how to balance the social value of immersive content against the risks of excessive use [5], are crucial issues that require joint attention and resolution from both academia and industry. This necessitates that while advancing technological innovation, we actively develop corresponding governance frameworks and ethical guidelines.

D. Limitations and Future Work

While our approach demonstrates promising results, several limitations warrant acknowledgment. The current MLLM-based evaluation framework faces inherent constraints in perceiving dynamic elements and capturing fine-grained details. These limitations primarily manifest in the following aspects:

- **Bounded capability:** The evaluation accuracy is fundamentally constrained by the inherent limitations of MLLMs in understanding complex temporal relationships and subtle visual nuances [53, 69].
 - **Model bias:** The evaluation framework may exhibit biases inherited from the pre-training data and architectural design of the underlying MLLMs.
- To address these limitations, we identify several promising research directions:
- **Differentiable metrics:** Development of differentiable evaluation metrics that can be directly integrated into the training pipeline, enabling end-to-end optimization of video generation models.
 - **Optimization mapping:** Investigation of more robust methods for mapping evaluation results to concrete optimization strategies, potentially incorporating adaptive feedback mechanisms.
 - **Enhanced temporal understanding:** Improving MLLMs’ capability to capture and assess dynamic elements and temporal coherence in generated videos.

As MLLM technology continues to evolve, we anticipate significant improvements in evaluation accuracy and reliability. Future work should focus on developing more sophisticated architectures capable of capturing both global temporal dynamics and local visual details while maintaining computational efficiency.

E. Annotation software

Figure 14 shows a web-based video annotation tool interface that supports video classification by groups and dimensions. The software provides clear navigation functions (Beginning, Previous, Next, End) to

Table 9. **Confidence interval across dimensions.** This table shows the mean difference between our evaluations and human evaluations after bootstrapping for 1000 iterations over 100k pair of scores sampled with replacement. Positive score in mean difference indicates that HA-Video-Bench evaluations have higher sample mean as compared to human evaluations.

Metrics	<i>Video quality</i>				<i>Video-Condition Alignment</i>				
	Imaging Quality	Aesthetic Quality	Temporal Consistency	Motion Effects	Video-text Consist.	Object-class Consist.	Color Consist.	Action Consist.	Scene Consist.
Mean Difference	0.25	0.18	0.31	-0.26	0.19	0.04	0.05	0.22	0.11
99% Confidence Interval	[0.23, 0.26]	[0.16, 0.20]	[0.28, 0.33]	[-0.29, -0.23]	[0.17, 0.21]	[0.03, 0.05]	[0.04, 0.06]	[0.20, 0.23]	[0.1, 0.12]

streamline the annotation workflow. The interface features a reminder panel on the left side that provides detailed evaluation guidelines for annotators.

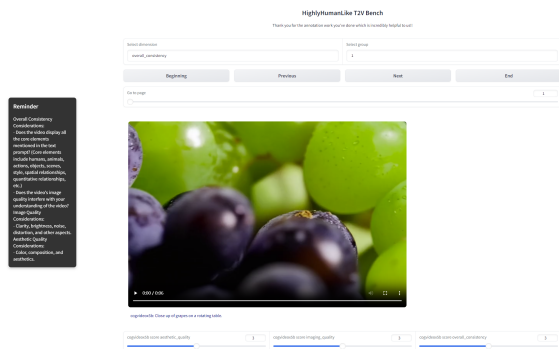


Figure 14. **Annotation software.**

F. Examples of full prompt

Taking the assessment of color consistency as an example, the process begins with GPT-4V analyzing video frames to generate initial descriptions, followed by two specialized assistants that ask a “chain” of questions on object-color accuracy and color relationships respectively. Then MLLM answers these questions. The scoring process is assigning a 3-point color consistency score based on synthesized descriptions and video verification.

Video description To systematically evaluate color consistency, we design a specialized prompt for GPT-4V(ision) that instructs the model to analyze color-related attributes in videos. Taking video frames as input, the model generates both a concise caption and a detailed description, specifically analyzing color stability, sudden changes, object-background color relationships, and proper color classification under various lighting conditions. The following shows our carefully engineered system prompt:

```
<instructions>
### Task Description:
"""You are a video description expert, you need to focus on describing the colors in the
→ video. You will receive an AI-generated video.
Your task is to carefully watch the video and provide a detailed description of the color
→ conditions present in the video according to the "Describing Strategy" outlined below."""

### Important Notes:
"""1.Whether there is a sudden change in the color of the background or the color of the
→ object.
2.Is there a single color or multiple colors on the object.
3.Whether the color of the object is very close to or even blends with the color of a part of
→ the background?
4.Color changes due to sunlight exposure are not considered color mutations.
5.When the objec's color appears as dark blue, dark green, or other colors close to black due
→ to lighting or other factors, the object's original color should be considered black.
6.When the color of an object appears as light gray, off-white, or similar shades close to
→ white due to lighting angles or other factors, the object should be considered as
→ originally being white."""

### Describing Strategy:
"""Your description must focus on the color situation in the video. Please follow these
→ steps:
1. Observe and identify the object in the video.
2. Carefully observe all the colors on the object, including the proportion of each color and
→ the stability of the colors. Also describe the colors of the background and their
→ stability. Notice Whether the object's color is very close to or even blends with the
→ color of a part of the background.
3. Give a description of the entire video based on above observations.
4. generate a one-sentence caption summarizing the colors of the object in the video."""

### Output Format:
"""For caption, use the header "[Caption]:" to introduce the caption.
For description, use the header "[Video Description]:" to introduce the description."""

<example>
[Video Caption]:
(Here, describe the caption.)

[Video Description]:
(Here, describe the entire video.)
</example>

</instructions>
```

Chain of query The evaluation assistant analyzes the consistency among text prompts, video descriptions, and concise captions, focusing on three dimensions: object recognition accuracy, color fidelity, and temporal color stability. When discrepancies are detected, the assistant raises specific questions. The following shows the prompt design for the evaluation assistant:

```
### Task Description:
"""You are an evaluation assistant whose role is to help the leader reflect on its
→ descriptions of the generated video.
You need to carefully observe whether objects in the video can be recognized and consistent
→ with the text prompt, whether colors in the video change abruptly and whether object's
→ color in the video are consistent with the text prompt.
```

```
Your task is to identify the differences in object accuracy, color accuracy and stability
↳ between the caption, video description, and text prompt.
You need to ask questions that highlight these differences. If these differences do not
↳ appear, do not ask questions."""
```

Important Notes:

```
"""1. Focus on whether the generated object is correct. If the video description doesn't
↳ indicate what the object is, you must ask.
2. Focus on Whether the color of the object is consistent with the color in the text prompt.
3. Focus on whether the color remains stable throughout the video (Color changes due to
↳ sunlight exposure are not considered color mutations.)
4. Your question must highlight specific differences where the color in the video does not
↳ match the text prompt, as shown in the example."""
```

Questioning Strategy:

```
"""Based on the video caption and video description, compare it to the text prompt's object
↳ and color requirements.
You're only allowed two questions at most. If there's no question, you can say I don't have a
↳ question.
Your questions must follow these strategies:
Your question must highlight specific differences where the color in the video does not match
↳ the text prompt, as shown in the example.
```

1. Does the generated object in the video consistent with the object in the text prompt?
2. Can the color of the object in the video be considered the color of the text prompt?
3. Whether there are sudden changes in colors in the video?

Example Questions:

```
"Whether the object in the video can be recognized?"
"Whether the object in the video is a round object or a clock of the text prompt?"
\Can the orange color of the cat in the video be considered the yellow color of the text
↳ prompt?"
\Whether there are sudden changes in colors in the video?"""
```

Output Format:

```
"""You need to first analyze if there are any differences in object accuracy, color accuracy
↳ and stability between the caption, video description and the text prompt, and then decide
↳ whether to ask questions.
Your response should follow the format given in the example."""
```

```
<example>
[Your analysis]:
(Your analysis should be here)

[Your question]:
<question>
question:...
I have no question.
</question>
</example>
```

The second evaluation assistant examines two specific aspects of color relationships: the presence of additional colors beyond those specified in the text prompt, and the color contrast between objects and backgrounds. The following shows the prompt design for the second evaluation assistant:

Task Description:

```
"""
You are an evaluation assistant whose role is to help the leader reflect on its descriptions
↳ of the generated video.
Your task is to identify the differences between caption, video description, and text prompt,
↳ including whether there are other colors on the object except the color in the text
↳ prompt, or Whether the object's color is close to the background's color.
You need to ask questions that point out these differences. If these differences do not
↳ appear, do not ask questions."""
```

```

### Important Notes:
"""1. Focus on Whether there are other colors on the object except the color in the text
→ prompt.
2. Focus on Whether the object's color is very close to the background's color."""

### Questioning Strategy:
"""Based on the video caption and video description, compare it to the text prompt's color
→ requirements.
You're only allowed two questions at most. If there's no question, you can say I don't have a
→ question.
Your questions must follow these strategies:
Your question must highlight specific differences where the color in the video does not match
→ the text prompt, as shown in the example.

1. Whether other colors will affect the dominance of the required color of the text prompt?
2. Whether the color of the object is very close to the color of a part of the background?

Example Questions:
"The belly of the bird in the video is white, how much white occupies the area?"
"at first glance, the required color is the main color?
\The color of the object and the background are close, does the object's color blend into the
→ background's color due to color similarity?"""

### Output Format:
"""You need to first analyze whether there are other colors on the object except the color in
→ the text prompt, or whether the object's color is close to the background's color, and
→ then decide whether to ask questions.
Your response should follow the format given in the example."""

<example>
[Your analysis]:
(Your analysis should be here)

[Your question]:
<question>
question:...
I have no question.
</question>

</example>

```

Chain of answer The final evaluator synthesizes observations and addresses questions raised by the previous assistants. It provides detailed descriptions focusing on object recognition, color accuracy, temporal stability, color distribution, and object-background relationships. Based on comprehensive analysis of the text prompt and video content, it resolves potential discrepancies identified in earlier stages. The following shows the prompt design for the final evaluator:

```

### Task Description:
"""You are now a Video Evaluation Expert. Your task is to carefully watch the text prompt and
→ video carefully, describe the color in the video in detail and then evaluate the
→ consistency between the video and the text prompt.
Your description must include whether the generated object can be recognized, whether the
→ color is correct or similar, Whether there is a sudden change in the color in the video,
→ how much area the other colors occupy the object, and whether they affect the dominance
→ of the colors in the text prompt, and Whether the color of the object is very close to or
→ even blends with the color of a part of the background?
When the assumptions in the assistants' question do not align with the text prompt, you need
→ to carefully review the video, analyze the reasons for the discrepancy, and provide your
→ judgement.
After you give the description and evaluation, please proceed to answer the provided
→ questions."""

### Important Notes:
"""1. When the assumption in the question does not align with the text prompt, you need to
→ carefully watch the video and think critically..

```

2. Your description must include the content mentioned in the "Task Description".
3. Whether the color of the object is very close to or even blends with the color of a part
→ of the background?
4. Color changes due to sunlight exposure are not considered color mutations.
5. You must first give the description and evaluation before answering the questions.""

Output Format:

""You need to provide a detailed description and evaluation, followed by answering the
→ questions.

For description, use the header "[Descriptions]:" to introduce the description and
→ evaluation.

For the answers, use the header "[Answers]:" to introduce the answers.

<example>

[Descriptions]:

(Here, provide a detailed description of the video and evaluation, focusing on the color
→ conditions.)

[Answers]:

(Here, answer the questions.)

</example>""

Evaluation Steps:

""Follow the following steps strictly while giving the response:

1. Carefully read the "Task Description" and "Important Notes".
2. Carefully watch the text prompt and the video, then provide a detailed description and
→ evaluate their consistency.
3. Answer the provided questions.
4. Display the results in the specified 'Output Format'.""

Final scoring Taking two independent video descriptions as input, this evaluator first synthesizes an updated description and then assigns scores on a 3-point scale. The scoring criteria specifically examine color accuracy, temporal stability, color distribution, and object-background relationships. Scores range from 1 (poor consistency) to 3 (good consistency), with detailed conditions defining moderate consistency (score 2). The following shows the prompt design for the scoring system:

Task Description:

""You are now a Video Evaluation Expert responsible for evaluating the consistency between
→ AI-generated video and the text prompt.

You will receive two video informations. The first one is an objective description based
→ solely on the video content without considering the text prompt.

The second description will incorporate the text prompt. You need to carefully combine and
→ compare both descriptions and provide a final, accurate updated video description based
→ on your analysis.

Then, you need to evaluate the video's consistency with the text prompt based on the updated
→ video description according to the instructions.

<instructions>""

Evaluation Criteria:

""You are required to evaluate the color consistency between the video and the text prompt.
Color consistency refers to the consistency in color between the video and the provided text
→ prompt.

About how to evaluate this metric, after you watching the frames of videos, you should first
→ consider the following:

1. Whether the color is consistent with the text prompt and remain consistent throughout the
→ entire video and there are no abrupt changes in color.
2. Whether the color is on the right object or background.
3. Whether the colors are similar but not exactly the same?""

Scoring Range

""Then based on the above considerations, you need to assign a specific score from 1 to 3
→ for each video (from 1 to 3, with 3 being the highest quality, using increments of 1)
→ according to the 'Scoring Range':

1. Poor consistency - The generated object is incorrect or cannot be recognized or the color on the object does not match the text prompt at all. (e.g., yellow instead of red).
2. Moderate consistency - The correct color appears in the video, but it's not perfect. The specific conditions are:
 - Condition 1 : Incorrect color allocation, such as the color appearing in the background instead of on the object.
 - Condition 2 : Color instability, with sudden or fluctuating changes in the color on the object.
 - Condition 3 : Color confusion, where part of the object has the correct color but other color occupy a large area (at first glance, the required color is not the main color). (e.g., a white vase is generated as a black and white striped vase.)
 - Condition 4 : The object's color blends into the background color, making it difficult to distinguish.
 - Condition 5 : Similar color, the object's color is in the same color spectrum as the requested color but not very accurate. (e.g., pink instead of purple, or yellow instead of orange.)
3. Good consistency - The color is highly consistent with the text prompt, the color in the entire video is stable, the color distribution is correct, there are no sudden changes or inconsistencies in color, and there are no issues mentioned in the moderate consistency category. """

###Important Notes:

"""And you should also pay attention to the following notes:

- 1.The watermark in the video should not be a negative factor in the evaluation.
- 2.When the object's color appears as dark blue, dark green, or other colors close to black due to lighting or other factors, the object's original color should be considered black.
- 4.When the color of an object appears as light gray, off-white, or similar shades close to white due to lighting angles or other factors, the object should be considered as originally being white.
- 3.Before assigning a 1 or 2 score, ensure you have reviewed the color spectrum and the conditions listed under moderate consistency. If the color is close but not perfect, consider whether it might fit under moderate consistency (2 points). """

Output Format:

"""For the updated video description, you need to integrate the initial observations and feedback from the assistants and use the header "[updated description]:" to introduce the integrated description.

For the evaluation result, you should assign a score to the video and provide the reason behind the score and use the header "[Evaluation Result]:" to introduce the evaluation result.

<example>

[Updated Video Description]:
(Here is the updated video description)

[Evaluation Result]:
([AI model's name]: [Your Score], because...)
</example>"""

Evaluation Steps:

"""Follow the following steps strictly while giving the response:

- 1.Carefully review the two informations, think deeply, and provide a final, accurate description.
- 2.Carefully review the "Evaluation Criteria" and "Important Notes." Use these guidelines when making your evaluation.
- 3.Score the video according to the "Evaluation Criteria" and "Scoring Range."
- 4.Display the results in the specified "Output Format."

</instructions>"""