

Has DESI detected exponential quintessence?

Yashar Akrami,^{1,2,3,*} George Alestas,^{1,†} and Savvas Nesseris^{1,‡}

¹*Instituto de Física Teórica (IFT) UAM-CSIC, C/ Nicolás Cabrera 13-15,
Campus de Cantoblanco UAM, 28049 Madrid, Spain*

²*CERCA/ISO, Department of Physics, Case Western Reserve University,
10900 Euclid Avenue, Cleveland, OH 44106, USA*

³*Astrophysics Group & Imperial Centre for Inference and Cosmology,
Department of Physics, Imperial College London, Blackett Laboratory,
Prince Consort Road, London SW7 2AZ, United Kingdom*

(Dated: April 8, 2025)

The new Dark Energy Spectroscopic Instrument (DESI) DR2 results have strengthened the possibility that dark energy is dynamical, i.e., it has evolved over the history of the Universe. One simple, but theoretically well motivated and widely studied, physical model of dynamical dark energy is minimally coupled, single-field quintessence ϕ with an exponential potential $V(\phi) = V_0 e^{-\lambda\phi}$. We perform a full Bayesian statistical analysis of the model using the DESI DR2 data, in combination with other cosmological observations, to constrain the model's parameters and compare its goodness of fit to that of the standard Λ CDM model. We find that the quintessence model provides a significantly better fit to the data, both when the spatial curvature of the Universe is fixed to zero and when it is allowed to vary. The significance of the preference varies between $\sim 3.3\sigma$ and $\sim 3.8\sigma$, depending on whether the curvature density parameter Ω_K is fixed or varied. We obtain the values $0.698^{+0.173}_{-0.202}$ and $0.722^{+0.182}_{-0.208}$ at the 68.3% (i.e., 1σ) confidence level for the parameter λ in the absence and the presence of Ω_K , respectively, which imply $\sim 3.5\sigma$ preference for a nonzero λ . We also obtain $\Omega_K = 0.003 \pm 0.001$, which implies $\sim 3\sigma$ preference for a positive Ω_K , i.e., a negative curvature. Finally, we discuss the differences between quintessence and phenomenological parametrizations of the dark energy equation-of-state parameter, in particular the Chevallier-Polarski-Linder (CPL) parametrization.

Keywords: cosmic acceleration, dark energy, quintessence, Dark Energy Spectroscopic Instrument (DESI)

1. INTRODUCTION

The recent Dark Energy Spectroscopic Instrument (DESI) baryon acoustic oscillations (BAO) results [1, 2] once again confirmed the nearly-three-decade observations [3, 4] that the Universe is currently accelerating. This is independent of how we parametrize the mechanism behind the cosmic acceleration, whether it is the cosmological constant Λ of the standard cosmological Λ CDM model, one or more dynamical fields that we collectively call dark energy [5], some modification of Einstein's theory of general relativity on cosmological scales [6–13], or something that does not require new physics. This is, however, not the primary reason why one should be excited about the DESI results. As an update on DESI's initial findings [14], the new results provide the first hints of potential deviations from a cosmological constant, which, if confirmed with $> 5\sigma$ significance, will falsify the Λ CDM model.

It has become common for almost all observational collaborations to report their constraints on deviations from Λ through the so-called Chevallier-Polarski-Linder (CPL) parametrization [15, 16]

$$w_{\text{DE}}(a) = w_0 + w_a(1 - a), \quad (1)$$

where a is the scale factor of the Friedmann-Lemaître-Robertson-Walker (FLRW) metric (with a being set to 1 at the present time) and w_0 and w_a are constants; see Refs. [2, 17, 18] for recently proposed alternative parametrizations. Here, w_{DE} is the equation of state parameter for dark energy,

$$w_{\text{DE}} = \frac{P_{\text{DE}}}{\rho_{\text{DE}}}, \quad (2)$$

with P_{DE} the pressure and ρ_{DE} the energy density of dark energy. In terms of the CPL phenomenological parametrization (1), the DESI results, in combination with different supernova datasets, imply a preference for dynamical dark energy over Λ that ranges from 2.8σ to 4.2σ depending on the supernova dataset [1, 2]. Additionally, the best-fit CPL model, if taken at face value, implies that dark energy has crossed the phantom divide at a redshift $z_{\text{PD}} \sim 0.4$, i.e., $w_{\text{DE}} > -1$ at $z < z_{\text{PD}}$ and $w_{\text{DE}} < -1$ at $z > z_{\text{PD}}$. This then implies that simple, minimally coupled, scalar-field models of dark energy, or quintessence [5], may be on the verge of being excluded observationally, since w_{DE} is always larger than -1 in those models.

As some of us argued in Ref. [19], the CPL parametrization is, however, not a physical model based on physical theories and is only the truncation to first order of a Taylor expansion of $w_{\text{DE}}(a)$ around its current value. Unless observations tell us that higher-order terms in the expansion are nearly zero, we may, by choosing the CPL

* yashar.akrami@csic.es

† savvas.nesseris@csic.es

‡ g.alestas@csic.es

parametrization, be injecting an extraordinary amount of information into the data that is not necessarily consistent with the observations. Ref. [19] shows that this is indeed the case for DESI, as the DESI constraints on the two CPL parameters w_0 and w_a are already significantly weaker when we add one or two higher-order Taylor terms and marginalize over the extra parameters, allowing a wide range of dark energy models to be consistent with the data even if they do not feature any phantom-like behavior implied by the CPL parametrization. Ref. [19] then suggested that one should either test the cosmological constant Λ in a frequentist way using data-derived statistics—such as principal components [20]—or directly compare physical models—as opposed to low-dimensional phenomenological parametrizations—to Λ in a Bayesian way. Motivated by these, we place, in this paper, state-of-the-art constraints on arguably the simplest model of dynamical dark energy, i.e., minimally coupled, single-field quintessence with an exponential potential.

Not only are quintessence models interesting from the point of view of cosmology—for providing a simple mechanism for dynamical dark energy—they are also one of the focuses of low-energy phenomenological studies of quantum gravity theories, in particular string theory; see, e.g., Refs. [21–30]. A universe filled with a canonical scalar field ϕ minimally coupled to gravity as dark energy, nonrelativistic matter (composed of baryonic and cold dark matter), and radiation is given by the action

$$S = \int d^4x \sqrt{-g} \left[\frac{1}{2} M_{\text{Pl}}^2 R - \frac{1}{2} g^{\mu\nu} \partial_\mu \phi \partial_\nu \phi - V(\phi) + \mathcal{L}_{\text{m,r}} \right], \quad (3)$$

where M_{Pl} is the reduced Planck mass, R is the Ricci scalar, and $\mathcal{L}_{\text{m,r}}$ is the matter and radiation Lagrangian density. The metric $g_{\mu\nu}$ is assumed to be of an FLRW form describing a homogeneous, isotropic, negatively curved (“hyperbolic”) universe; a homogeneous, isotropic, flat (“Euclidean”) universe; and a homogeneous, isotropic, positively curved (“spherical”) universe. $V(\phi)$ is the potential term for the scalar field, the simplest form of which is, arguably, the exponential function

$$V(\phi) = V_0 e^{-\lambda\phi}, \quad (4)$$

where λ is a free parameter. This simple potential is particularly motivated by the fact that every time one computes a scalar-field potential in ultraviolet-complete theories of quantum gravity such as string theory, it is a sum of exponential functions, and in all known examples ever checked, one obtains only effective single-field models with exponential scalar potentials. It is particularly important to measure the value of λ from observations, as $\lambda \geq \sqrt{2}$ in all known examples of string theory scenarios in the so-called asymptotic regions of moduli space, where the theory is under perturbative control [31–42]—this has been conjectured to hold universally [43]. A number of studies estimated λ using the cosmological observations, both prior to [21–24] and following [26, 28, 44] the DESI DR1 results [14].

In this paper, we perform a full Bayesian statistical analysis of the quintessence model of cosmic acceleration with the exponential potential (4) and provide updated constraints on its parameters, in particular the parameter λ , using the recent DESI DR2 data. We study the model both when spatial flatness is imposed and when the spatial curvature density parameter Ω_K is allowed to vary, place constraints on relevant parameters, and test the model in terms of goodness-of-fit criteria when compared to the standard Λ CDM model. This will allow us to know whether this particular model of dynamical dark energy is favored over Λ CDM, and if it is, at what confidence level. We also compare our findings to those from fitting phenomenological parametrizations such as CPL and discuss the implications of the comparison.

The paper is organized as follows. In Section 2, we describe the models and the parameterizations studied in the paper, the observational data, and the statistical techniques and quantities used in our analysis. In Section 3, we present the constraints we obtain on the free parameters for the models and parametrizations, and compare their goodness of fit through a Bayesian model selection method. We also discuss the significance of our results and their implications for models of dark energy, in particular in relation to phenomenological parametrizations. We conclude in Section 4 and provide additional details in Appendices A and B.

2. DATA AND METHOD

We use the DESI DR2 BAO data [1, 2] in combination with the *Planck* cosmic microwave background (CMB) distance priors [45] and the Dark Energy Survey Year 5 (DES Y5) type Ia supernova data [46]. The CMB distance priors are comprised of the acoustic scale—measuring the CMB temperature in the transverse direction, the CMB shift parameter—measuring the peak spacing of the CMB temperature in the power spectrum, and the baryon density $\omega_b \equiv \Omega_b h^2$. Here, Ω_b is the baryon density parameter and $h \equiv H_0 / (100 \text{ km s}^{-1} \text{ Mpc}^{-1})$, where H_0 is the present value of the Hubble expansion rate H ; see Ref. [47] for details. In order to be consistent with Ref. [14], we also assume the approximate expression of the drag-epoch sound horizon of Ref. [48] and a Big Bang nucleosynthesis prior on the baryon density $\Omega_b h^2 = 0.02218 \pm 0.00055$ [49]. This means that we will have $N = 1845$ data points in total.

With these, we perform a Markov chain Monte Carlo (MCMC) analysis of flat Λ CDM, Λ CDM + Ω_K , flat quintessence ϕ CDM, and the quintessence model with free Ω_K , ϕ CDM + Ω_K , as well as the CPL parametrization of the dark energy equation-of-state parameter $w_{\text{DE}}(z)$ with $\Omega_K = 0$, which we simply call flat CPL, in order to compare the goodness of fit of these models and parametrizations and to place constraints on their free parameters. In each case, we generate at least $\sim 150,000$ points and ensure that the chains are well converged.

Parameter/Quantity	Flat Λ CDM	Λ CDM+ Ω_K	Flat ϕ CDM	ϕ CDM+ Ω_K	Flat CPL
Ω_m	0.305 ± 0.003	0.306 ± 0.003	0.301 ± 0.054	0.314 ± 0.045	0.320 ± 0.006
Ω_K	...	0.003 ± 0.001	...	0.003 ± 0.001	...
h	0.679 ± 0.002	0.684 ± 0.003	0.692 ± 0.065	0.679 ± 0.049	0.667 ± 0.006
λ	$0.698^{+0.173}_{-0.202}$	$0.722^{+0.182}_{-0.208}$...
V_0	2.207 ± 0.389	2.299 ± 0.332	...
w_0	-1	-1	-0.751 ± 0.058
w_a	0	0	-0.877 ± 0.231
χ^2	1680.70	1672.08	1673.98	1664.11	1660.65
$\Delta \ln B$	0	-1.55	4.03	3.55	6.84

Table I. The 1σ (i.e., 68.3% confidence level) constraints on model parameters obtained through MCMC scans of the parameter space for the models and parametrizations studied in the present work, along with their corresponding minimum χ^2 and $\Delta \ln B$, where $\Delta \ln B_X = \ln B_X - \ln B_{\text{flat}\Lambda\text{CDM}}$ for a given model or parametrization X . $\Delta \ln B_X > 0$ implies evidence in favor of model X over flat Λ CDM, while $\Delta \ln B_X < 0$ implies evidence in favor of flat Λ CDM over model X . These can be interpreted through the updated Jeffreys’ scale: $\Delta \ln B_X < 1.1$ implies that model X is comparable with flat Λ CDM, with neither one being distinctly preferred to the other; $1.1 < \Delta \ln B_X < 3$ implies weak evidence favoring model X to flat Λ CDM; $3 < \Delta \ln B_X < 5$ implies moderate evidence favoring model X to flat Λ CDM; $\Delta \ln B_{X,Y} > 5$ implies strong support for model X over flat Λ CDM. We use $N = 1845$ data points in our statistical analysis.

Finally, we use the `MCEvidence` code [50] to compute the Bayes factors B_X of Λ CDM+ Ω_K , flat ϕ CDM, ϕ CDM+ Ω_K , and flat CPL relative to flat Λ CDM, in order to assess their quality of fit; see also Appendix A. The results can be interpreted through the Jeffreys’ scale [51, 52] and the updated Jeffreys’ scale [53, 54], which are empirically calibrated with thresholds corresponding to the odds at specific ratios [52]. Based on the updated scale, if we form the differences $\Delta \ln B_{X,Y} \equiv \ln B_X - \ln B_Y$ for models X and Y , then $\Delta \ln B_{X,Y} < 1.1$ implies that the two models are comparable, with neither one being distinctly preferred to the other. When $1.1 < \Delta \ln B_{X,Y} < 3$, there is weak evidence favoring model X to model Y . For $3 < \Delta \ln B_{X,Y} < 5$, the evidence is moderate, and if $\Delta \ln B_{X,Y} > 5$, there is strong support for model X over model Y .

3. RESULTS AND DISCUSSION

The main results of our MCMC analysis are presented in Table I, as well as in Figs. 1 and 2. In Table I, we provide 1σ (i.e., 68.3% confidence level) constraints on the free parameters obtained through the MCMC exploration of the parameter space for each model or parametrization. We also provide the values of the minimum χ^2 and $\Delta \ln B_X$ corresponding to each model, where, again, $\Delta \ln B_X = \ln B_X - \ln B_{\text{flat}\Lambda\text{CDM}}$. This means that $\Delta \ln B_X > 0$ implies evidence in favor of model X over flat Λ CDM, while $\Delta \ln B_X < 0$ implies evidence in favor of flat Λ CDM over model X . Our results have several implications.

We first notice that Λ CDM in the presence of free Ω_K is weakly disfavored compared to flat Λ CDM, according to the Jeffreys’ scale, even though it offers a lower minimum χ^2 . The exponential quintessence model, on

the other had, is moderately favored over flat Λ CDM (with $\Delta \ln B \sim 4$, corresponding to $\sim 3.3\sigma$ significance,¹ for flat ϕ CDM and with $\Delta \ln B \sim 3.5$, corresponding to $\sim 3.2\sigma$ significance, for ϕ CDM+ Ω_K), while it is strongly favored over Λ CDM+ Ω_K (with $\Delta \ln B \sim 5.6$, corresponding to $\sim 3.8\sigma$ significance, for flat ϕ CDM and with $\Delta \ln B \sim 5.1$, corresponding to $\sim 3.6\sigma$ significance, for ϕ CDM+ Ω_K). Comparing the results for flat CPL to the ones for other cases shows, however, that flat CPL provides a better fit to the data (with $\Delta \ln B \sim 6.8$, corresponding to $\sim 4.1\sigma$ significance, compared to flat Λ CDM and with $\Delta \ln B \sim 8.4$, corresponding to $\sim 4.5\sigma$ significance, compared to Λ CDM+ Ω_K), but it is important to note that CPL is only a phenomenological parametrization of the dark energy equation-of-state parameter, while quintessence is a physical model.

In any Bayesian model selection, one should, in principle, also take into account the theoretical priors on the models. Even though these are difficult to quantify, if not impossible, one should be very careful when drawing conclusions about the models—this effect of priors would almost certainly (and potentially strongly) weaken any preference for a phenomenological parametrization like CPL over a theoretically motivated model like quintessence.

In terms of the constraints on free parameters, the most interesting ones are the limits on the parameter λ for quintessence and on the spatial curvature density parameter Ω_K for both Λ CDM and quintessence. Our results show that the data prefer a nonzero value for λ at the $\sim 99.95\%$ confidence level (CL), corresponding to $\sim 3.5\sigma$ significance, implying that quintessence is preferred to Λ CDM both with and without varying Ω_K —this is consistent with our previous discussions of the

¹ See Appendix B for details.

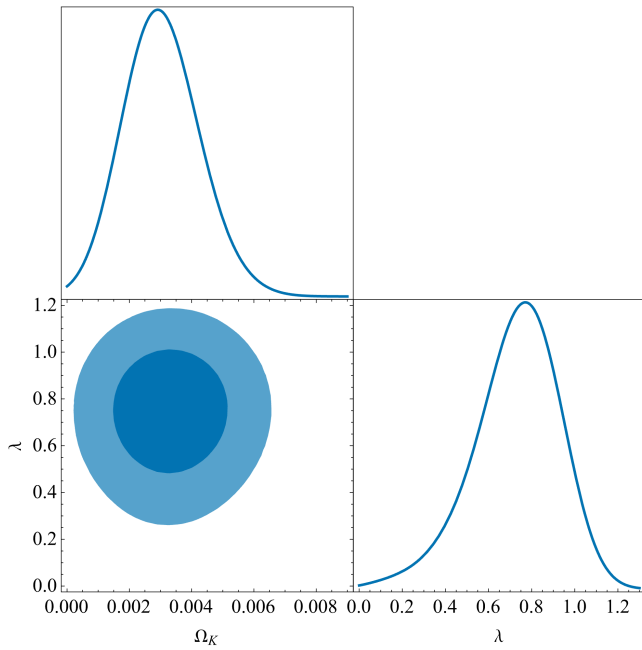


Figure 1. A triangle plot showing the two-dimensional, marginalized λ - Ω_K 68.3% and 95.5% confidence error contours (lower left panel) and the one-dimensional, marginalized posterior probability distribution functions for Ω_K (upper panel) and λ (lower right panel) for the quintessence model of dark energy with an exponential potential, $V(\phi) = V_0 e^{-\lambda\phi}$, when the spatial curvature density parameter Ω_K is allowed to vary as a free parameter with a uniform prior.

Bayes factor quantification of goodness of fit and model selection. Additionally, our results show that there is an about 3σ preference for a positive Ω_K in both Λ CDM and quintessence scenarios. In Fig. 1, we provide the 68.3% and 95.5% two-dimensional confidence contours and one-dimensional marginalized probability density functions for the quintessence model when the spatial curvature parameter Ω_K is allowed to vary as a free parameter with a uniform prior. We also notice from Table I that the preferred value of the Hubble constant varies slightly from model to model, and it is particularly interesting to note that the data prefers a lower value of h for ϕ CDM+ Ω_K (comparable to flat Λ CDM) compared to flat ϕ CDM.

In Fig. 2, we show the evolution of the quintessence equation-of-state parameter $w_\phi(z)$ as a function of redshift z for the (Bayesian) mean ϕ CDM+ Ω_K model (blue solid curve) versus the mean $w_{\text{CPL}}(z)$ for the CPL parametrization (gray solid curve). The shaded regions show the corresponding 68.3% confidence regions, estimated via standard error propagation and using the covariance matrices obtained from the MCMC analysis. As expected, $w_\phi(z)$ remains above -1 at all times, while $w_{\text{CPL}}(z)$ crosses the phantom line at $z \sim 0.4$. Since quintessence provides a good fit to the data, the figure clearly shows that the recent DESI measurements do not necessarily imply phantom crossing for dark energy. Note, again, that even though the CPL parametrization is statistically

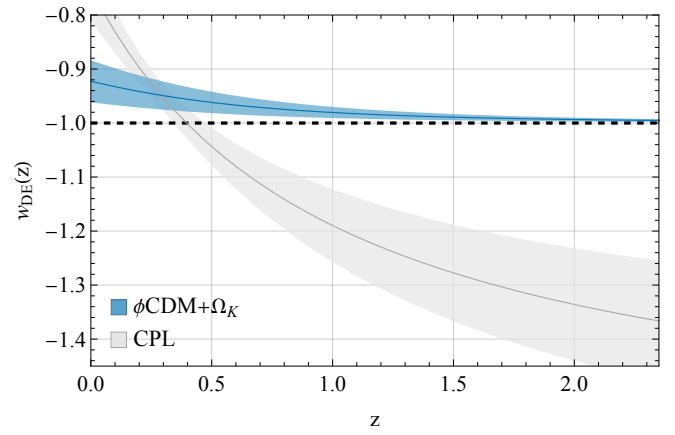


Figure 2. The redshift evolution of the dark energy equation-of-state parameter corresponding to the Bayesian mean quintessence model with an exponential potential when the spatial curvature density parameter Ω_K is allowed to vary as a free parameter (blue solid curve). For comparison, we have also shown the best-fit CPL parametrization with $\Omega_K = 0$ (gray solid curve). The color-shaded regions show the corresponding 1σ (i.e., 68.3% confidence level) error regions.

preferred to the quintessence model, the preference is not very significant, and additionally, CPL is not a physical model—it is only a simple, two-parameter, phenomenological parametrization of the dark energy equation-of-state parameter $w_{\text{DE}}(z)$. Our results, therefore, demonstrate that it is too early to conclude that the DESI data (in combination with other observations)—if remains significant in the future—imply the need for dark energy to cross the phantom line.

As an additional investigation, it is interesting to know how well the CPL parametrization can mimic the quintessence equation-of-state parameter over different ranges of redshift. This will shed light on why CPL provides a better fit to the data. For that reason, we compute the $w_{\text{CPL}}(z)$ that follows our mean $w_\phi(z)$ as closely as possible, with the condition that w_0 exactly matches $w_\phi(z=0)$. In order to ensure that CPL is the truncated, first-order Taylor expansion of $w_\phi(z)$ around $a=1$, we compute the fitted $w_{\text{CPL}}(z)$ in terms of a . The mean $w_\phi(z)$ and its corresponding $w_{\text{CPL}}(z)$ are shown in Fig. 3, where the upper panels are for the CPL fit to quintessence over a small range of redshift, $z \in [0, 2.35]$, and the lower panels are for the CPL fit over a large range of redshift, $z \in [0, 1100]$. The figure shows that CPL is able to provide a $\lesssim 2\%$ fit to quintessence at all redshifts, all the way to the redshift of recombination, even though the best-fit $w_{\text{CPL}}(z)$ goes slightly below -1 at high redshifts, which is forbidden by quintessence [55]. This is a very good fit given the sensitivity of current and upcoming cosmological surveys. The question then is, why is the quintessence's fit to the data not as good as the CPL's fit if CPL provides such a good approximation to the quintessence equation-of-state parameter? Comparing Fig. 3 with Fig. 2 may suggest that the reason is

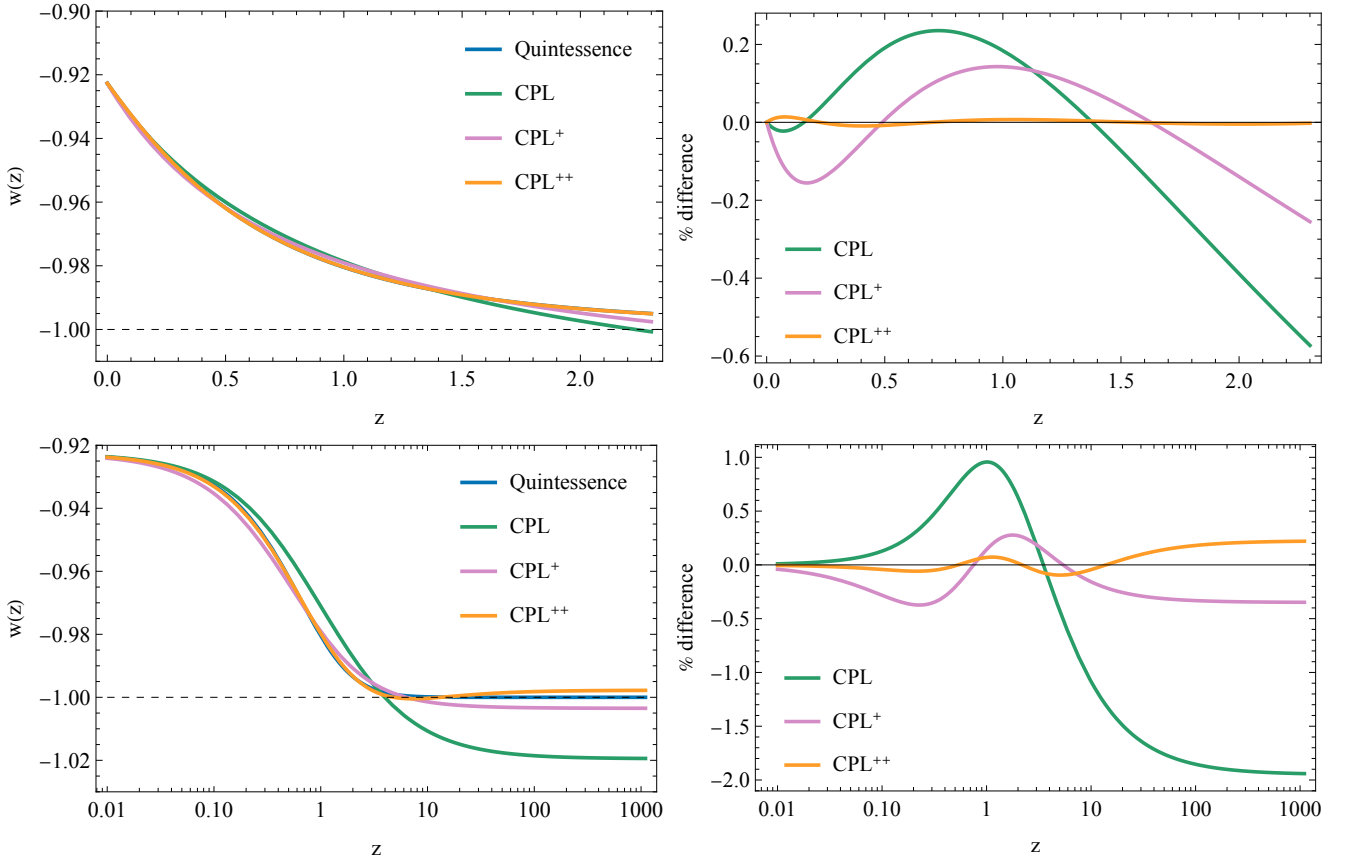


Figure 3. Right panels: the Bayesian mean quintessence equation-of-state parameter $w_\phi(z)$ in comparison to the equation-of-state parameters $w_{\text{CPL}}(z)$, $w_{\text{CPL}^+}(z)$, and $w_{\text{CPL}^{++}}(z)$ for the CPL, CPL^+ , and CPL^{++} parametrizations, respectively, best fit to the $w_\phi(z)$ over a small range of redshift, $z \in [0, 2.35]$ (upper panels), and a large range of redshift, $z \in [0, 1100]$ (lower panels). Left panels: percentage differences between the $w_{\text{CPL}}(z)$, $w_{\text{CPL}^+}(z)$, and $w_{\text{CPL}^{++}}(z)$ of the right panels and the mean $w_\phi(z)$ over the same ranges of redshift.

in the high-redshift behavior of the $w_{\text{CPL}}(z)$ that is best fit to the data, as the data seems to require phantom crossing with values of $w_{\text{DE}}(z)$ significantly (i.e., with $> 3\sigma$) less than -1 while the CPL fit to quintessence does not provide that behavior.

In order to know whether this is in fact the reason, we also compute two higher-order extensions of CPL that best fit the quintessence equation-of-state parameter over the same redshift ranges, again with their w_0 fixed to $w_\phi(z=0)$. These are the CPL^+ and CPL^{++} parametrizations introduced in Ref. [19]. By extending the CPL equation-of-state parameter to

$$w_{\text{DE}}(a) = w_0 + w_a(1-a) + w_b(1-a)^2 + w_c(1-a)^3, \quad (5)$$

CPL^+ corresponds to varying w_0 , w_a , and w_b while fixing $w_c = 0$, and CPL^{++} corresponds to varying all the parameters w_0 , w_a , w_b , and w_c . In Fig. 3, we show the CPL^+ and CPL^{++} parametrizations that best fit our $w_\phi(z)$. The figure shows that these simple extensions—especially CPL^{++} —provide better fits to quintessence, especially when the large range of redshift is considered—this is expected, as discussed in Ref. [19].

These effects can be seen more clearly by computing the values of the additional parameters for the CPL^+ and CPL^{++} parametrizations that best fit the quintessence model. We obtain $(w_a, w_b) = (-0.126, 0.027)$ and $(w_a, w_b, w_c) = (-0.101, -0.090, 0.125)$ for CPL^+ and CPL^{++} , respectively, when fitted over the low range of redshift, and $(w_a, w_b) = (-0.145, 0.064)$ and $(w_a, w_b, w_c) = (-0.110, -0.050, 0.086)$, respectively, when fitted over the large range of redshift. The fact that CPL^+ and CPL^{++} require nonzero values for the additional parameters is the reason why they provide better fits to quintessence, but what is interesting is that now the error regions around the CPL^+ and CPL^{++} $w_{\text{DE}}(z)$ best fit to the data increase significantly and include almost entirely the mean non-phantom $w_\phi(z)$ —cf. Fig. 2 in Ref. [19]. These again tell us that the results of dark energy searches using simple Taylor expansions should be interpreted with great care, as these parametrizations may easily miss physical models and lead to incorrect conclusions.

4. CONCLUSIONS

In this work, we have performed a full Bayesian statistical analysis of minimally coupled, single-field quintessence with an exponential potential as a theoretically highly motivated and arguably the simplest model of dynamical dark energy. We have used the latest results of the DESI large-scale structure survey in combination with the *Planck* microwave background distance priors and the DESY5 type Ia supernova data. We have assessed the quality of fit of the quintessence model compared to the standard Λ CDM model and have estimated its free parameters.

We have found that the exponential quintessence model is significantly preferred by the data to Λ CDM regardless of whether we vary the spatial curvature density parameter Ω_K as a free parameter or fix it to zero, i.e., assuming a flat universe. We have estimated the significance for this preference to be between $\sim 3.3\sigma$ and $\sim 3.8\sigma$, corresponding to a difference in the log Bayes factors of $\Delta \ln B \sim 4$ to $\Delta \ln B \sim 5.6$, depending on whether or not Ω_K is varied. These results imply moderate to strong evidence for quintessence compared to Λ CDM. In terms of the constraints on parameters, we have estimated $\sim 3.5\sigma$ and $\sim 3\sigma$ preferences for nonzero values of the quintessence parameter λ and of the curvature density parameter Ω_K , respectively.

We have also compared Λ CDM and the quintessence model to the flat CPL parameterization of the dark energy equation-of-state parameter. We have found a $\Delta \ln B$ of ~ 6.8 for flat CPL compared to flat Λ CDM, implying strong evidence, but only a $\Delta \ln B$ of ~ 2.8 when compared to the flat quintessence model, implying weak evidence. One should also note that CPL is only a phenomenological parametrization of the dark energy equation-of-state parameter $w_{\text{DE}}(z)$, while quintessence is a well motivated physical model, with a (potentially much stronger) theoretical prior compared to CPL—this must be taken into account in any Bayesian comparison of models.

In order to better understand the reason behind the small observational preference for CPL compared to quintessence, we have also investigated the ability of the CPL parametrization to mimic the quintessence equation-of-state parameter over small and large ranges of redshift, when the present value of $w_{\text{CPL}}(z)$, i.e., w_0 , is fixed to the present value of $w_\phi(z)$, i.e., when $w_0 = w_\phi(z=0)$ —we have assumed this due to the fact that the CPL parametrization is the first-order Taylor expansion of $w_{\text{DE}}(1-a)$, valid at low redshifts. We have found that the CPL best fit to the quintessence $w_\phi(z)$ exhibits phantom behavior at high redshifts, even though this behavior is forbidden by quintessence [55]. An additional investigation of higher-order extensions of the CPL parametrization has shown that they provide better fits to the quintessence equation-of-state parameter while simultaneously exhibiting larger error regions around their best-fit equation-of-state parameters that include non-phantom models like

quintessence. Our analysis of the exponential quintessence model, therefore, explicitly confirms the concern raised in Ref. [19] about using low-dimensional phenomenological parameterizations like CPL. Our results, along with those of Ref. [19], demonstrate that dark energy searches using simple Taylor expansions, and in general, phenomenological parameterizations, should be interpreted with great care, as they tend to inject information into the data that is not necessarily consistent with the observations, and not necessarily demanded by physical models.

ACKNOWLEDGMENTS

Y.A. acknowledges support by the Spanish Research Agency (Agencia Estatal de Investigación)’s grant RYC2020-030193-I/AEI/10.13039/501100011033, by the European Social Fund (Fondo Social Europeo) through the Ramón y Cajal program within the State Plan for Scientific and Technical Research and Innovation (Plan Estatal de Investigación Científica y Técnica y de Innovación) 2017-2020, by the Spanish Research Agency through the grant IFT Centro de Excelencia Severo Ochoa No CEX2020-001007-S funded by MCIN/AEI/10.13039/501100011033, and by the Spanish National Research Council (CSIC) through the Talent Attraction grant 20225AT025. S.N. acknowledges support from the research project PID2021-123012NB-C43 and the Spanish Research Agency (Agencia Estatal de Investigación) through the grant IFT Centro de Excelencia Severo Ochoa No CEX2020-001007-S, funded by MCIN/AEI/10.13039/501100011033. G.A. is supported by the Spanish Attraccion de Talento Contract No. 2019-T1/TIC-13177 granted by the Comunidad de Madrid. We thank the IFT pizza club for helpful discussions. This work made use of the IFT Hydra cluster.

Appendix A: Information criteria

In the Bayesian model comparison framework, one must consider not only the goodness of fit for competing models, as measured by the corresponding minimum χ^2 values, but also the number of free parameters in each model. The more free parameters a model possesses, the more it should be penalized. Although the most proper way of performing the Bayesian model selection procedure is by computing the Bayes factors for the models compared to each other, as we have done in Section 3, here we discuss two other approaches to model selection and the caution one should exercise when using them.

These are the co-called Akaike information criterion (AIC) [56], defined as

$$\text{AIC} \equiv -2 \ln \mathcal{L}_{\text{max}} + 2n = \chi_{\text{min}}^2 + 2n, \quad (\text{A1})$$

and the Bayesian information criterion (BIC) [57], defined as

$$\text{BIC} \equiv \chi_{\text{min}}^2 + n \ln N, \quad (\text{A2})$$

Model/Parametrization	AIC	ΔAIC	BIC	ΔBIC
Flat ΛCDM	1684.70	0	1695.74	0
$\Lambda\text{CDM}+\Omega_K$	1678.08	6.62	1694.64	1.10
Flat ϕCDM	1681.98	2.72	1704.06	-8.32
$\phi\text{CDM}+\Omega_K$	1674.11	10.59	1701.71	-5.97
Flat CPL	1668.65	16.05	1690.73	5.01

Table II. Values of the Akaike information criterion (AIC) and the Bayesian information criterion (BIC) for the models and parametrizations considered in the present work, along with their differences, ΔAIC and ΔBIC , compared to the ones computed for flat ΛCDM ; cf. Table I.

where \mathcal{L}_{max} is the maximum likelihood, χ_{min} is the minimum χ^2 , n is the total number of free parameters of the considered model, and N is the total number of data points used in the statistical analysis.

Using the definitions (A1) and (A2), we compute the AIC and BIC values for all the models and parametrizations considered in the present work. We provide in Table II the differences $\Delta\text{AIC} \equiv \text{AIC}_{\text{flat } \Lambda\text{CDM}} - \text{AIC}_X$ and $\Delta\text{BIC} \equiv \text{BIC}_{\text{flat } \Lambda\text{CDM}} - \text{BIC}_X$ for each model or parametrization X .

The results of Table II illustrate a number of issues. We first notice that the ΔAIC and ΔBIC values do not show a trend similar to the one we obtained in Section 3 using the Bayes factor computations. Even though both ΔAIC and ΔBIC show the strongest preference for flat CPL, similarly to the $\Delta \ln B$ values of Section 3, their values for ΛCDM and quintessence do not necessarily imply the same conclusions as those obtained by the $\Delta \ln B$ analysis.

The ΔAIC values show that the quintessence model when the curvature parameter Ω_K is allowed to vary, i.e., $\phi\text{CDM}+\Omega_K$, is very strongly favored over flat ΛCDM and moderately favored over $\Lambda\text{CDM}+\Omega_K$, which does not agree with our results of Table I showing moderate preference for $\phi\text{CDM}+\Omega_K$ over flat ΛCDM and strong preference over $\Lambda\text{CDM}+\Omega_K$. Additionally, our $\Delta \ln B$ analysis of Table I shows that flat ΛCDM is weakly favored compared to $\Lambda\text{CDM}+\Omega_K$, while the ΔAIC results imply that flat ΛCDM is strongly disfavored compared to $\Lambda\text{CDM}+\Omega_K$. Table I also tells us that flat ϕCDM and $\phi\text{CDM}+\Omega_K$ are comparable, with a slight preference for flat ϕCDM , while Table II implies that flat ϕCDM is strongly disfavored compared to $\phi\text{CDM}+\Omega_K$.

The ΔBIC results are even more confusing. Now both flat ϕCDM and $\phi\text{CDM}+\Omega_K$ are found to be strongly disfavored compared to flat ΛCDM , $\Lambda\text{CDM}+\Omega_K$, and flat CPL, which is in complete disagreement with the $\Delta \ln B$ and ΔAIC findings.

We should, however, note that both ΔAIC and ΔBIC are only computationally fast approximations to statis-

tically proper measures such as the Bayes factor, and if these proper statistical measures are available, one should use them instead of the approximations which may not always agree with them—that is why we only report our $\Delta \ln B$ results in Section 3 and use them to draw conclusions. The reason why the ΔAIC values agree better with the $\Delta \ln B$ values compared to the ΔBIC values is that BIC penalizes a model with a higher number of free parameters much more strongly, as the term $2n$ in AIC is replaced by the term $n \ln N$ in BIC, which becomes significantly larger by increasing the number of data points N .

Appendix B: Conversion of Bayes factors to frequentist significance (p -values)

Here we briefly summarize the procedure we followed in Section 3 to translate the Bayes factors we obtained for different models, through a Bayesian model comparison analysis, into frequentist significance quantities (i.e., p -values and number of sigmas).

Let us assume a complex model X and a simpler model Y for which the Bayes factor is $B_{XY} = 1/B_{YX}$. The lower bound on the p -value \wp , defined as the probability that a test statistic would be as large as or larger than the observed value assuming the null hypothesis (i.e., the simpler model) is true, can be determined by [52, 58]

$$B_{XY} \leq -\frac{1}{e \wp \ln \wp}, \quad (\text{B1})$$

where $e \approx 2.71828$ is Euler's number. Given a value for B_{XY} or $\Delta \ln B_{XY}$, such as the ones given in Table I, we can invert (B1) to find the corresponding p -value in terms of the Lambert W function $W_k(z)$, for some integer k , by taking the correct branch ($k = -1$). Then, the p -value can be translated into the frequentist number of sigmas by assuming a normal distribution via the usual expression $\sigma = \sqrt{2} \text{erf}^{-1}(1 - \wp)$, where $\text{erf}^{-1}(z)$ is the inverse error function.²

² The Lambert W function $W_k(z)$ and the inverse error function $\text{erf}^{-1}(z)$ can be calculated, to arbitrary precision,

with `Mathematica` and via commands `ProductLog[k,z]` and `InverseErf[z]`, respectively.

-
- [1] M. Abdul Karim *et al.* (DESI), “DESI DR2 Results II: Measurements of Baryon Acoustic Oscillations and Cosmological Constraints,” (2025), [arXiv:2503.14738 \[astro-ph.CO\]](#).
- [2] K. Lodha *et al.*, “Extended Dark Energy analysis using DESI DR2 BAO measurements,” (2025), [arXiv:2503.14743 \[astro-ph.CO\]](#).
- [3] S. Perlmutter *et al.* (Supernova Cosmology Project), “Measurements of Ω and Λ from 42 high redshift supernovae,” *Astrophys. J.* **517**, 565–586 (1999), [arXiv:astro-ph/9812133](#).
- [4] Adam G. Riess *et al.* (Supernova Search Team), “Observational evidence from supernovae for an accelerating universe and a cosmological constant,” *Astron. J.* **116**, 1009–1038 (1998), [arXiv:astro-ph/9805201](#).
- [5] Edmund J. Copeland, M. Sami, and Shinji Tsujikawa, “Dynamics of dark energy,” *Int. J. Mod. Phys. D* **15**, 1753–1936 (2006), [arXiv:hep-th/0603057](#).
- [6] Timothy Clifton, Pedro G. Ferreira, Antonio Padilla, and Constantinos Skordis, “Modified Gravity and Cosmology,” *Phys. Rept.* **513**, 1–189 (2012), [arXiv:1106.2476 \[astro-ph.CO\]](#).
- [7] Kazuharu Bamba, Salvatore Capozziello, Shin’ichi Nojiri, and Sergei D. Odintsov, “Dark energy cosmology: the equivalent description via different theoretical models and cosmography tests,” *Astrophys. Space Sci.* **342**, 155–228 (2012), [arXiv:1205.3421 \[gr-qc\]](#).
- [8] Austin Joyce, Bhuvnesh Jain, Justin Khoury, and Mark Trodden, “Beyond the Cosmological Standard Model,” *Phys. Rept.* **568**, 1–98 (2015), [arXiv:1407.0059 \[astro-ph.CO\]](#).
- [9] Kazuya Koyama, “Cosmological Tests of Modified Gravity,” *Rept. Prog. Phys.* **79**, 046902 (2016), [arXiv:1504.04623 \[astro-ph.CO\]](#).
- [10] Philip Bull, Yashar Akrami, *et al.*, “Beyond Λ CDM: Problems, solutions, and the road ahead,” *Phys. Dark Univ.* **12**, 56–99 (2016), [arXiv:1512.05356 \[astro-ph.CO\]](#).
- [11] Mustapha Ishak, “Testing General Relativity in Cosmology,” *Living Rev. Rel.* **22**, 1 (2019), [arXiv:1806.10122 \[astro-ph.CO\]](#).
- [12] Pedro G. Ferreira, “Cosmological Tests of Gravity,” *Ann. Rev. Astron. Astrophys.* **57**, 335–374 (2019), [arXiv:1902.10503 \[astro-ph.CO\]](#).
- [13] Yashar Akrami *et al.* (CANTATA), *Modified Gravity and Cosmology. An Update by the CANTATA Network*, edited by Emmanuel N. Saridakis, Ruth Lazkoz, Vincenzo Salzano, Paulo Vargas Moniz, Salvatore Capozziello, Jose Beltrán Jiménez, Mariafelicia De Laurentis, and Gonzalo J. Olmo (Springer, 2021) [arXiv:2105.12582 \[gr-qc\]](#).
- [14] A. G. Adame *et al.* (DESI), “DESI 2024 VI: cosmological constraints from the measurements of baryon acoustic oscillations,” *JCAP* **02**, 021 (2025), [arXiv:2404.03002 \[astro-ph.CO\]](#).
- [15] Michel Chevallier and David Polarski, “Accelerating universes with scaling dark matter,” *Int. J. Mod. Phys. D* **10**, 213–224 (2001), [arXiv:gr-qc/0009008](#).
- [16] Eric V. Linder, “Exploring the expansion history of the universe,” *Phys. Rev. Lett.* **90**, 091301 (2003), [arXiv:astro-ph/0208512](#).
- [17] Daniel A. Kessler, Luis A. Escamilla, Supriya Pan, and Eleonora Di Valentino, “One-parameter dynamical dark energy: Hints for oscillations,” (2025), [arXiv:2504.00776 \[astro-ph.CO\]](#).
- [18] David Shlivko, Paul J. Steinhardt, and Charles L. Steinhardt, “Optimal parameterizations for observational constraints on thawing dark energy,” (2025), [arXiv:2504.02028 \[astro-ph.CO\]](#).
- [19] Savvas Nesseris, Yashar Akrami, and Glenn D. Starkman, “To CPL, or not to CPL? What we have not learned about the dark energy equation of state,” (2025), [arXiv:2503.22529 \[astro-ph.CO\]](#).
- [20] Dragan Huterer and Glenn Starkman, “Parameterization of dark-energy properties: A Principal-component approach,” *Phys. Rev. Lett.* **90**, 031301 (2003), [arXiv:astro-ph/0207517](#).
- [21] Prateek Agrawal, Georges Obied, Paul J. Steinhardt, and Cumrun Vafa, “On the Cosmological Implications of the String Swampland,” *Phys. Lett. B* **784**, 271–276 (2018), [arXiv:1806.09718 \[hep-th\]](#).
- [22] Yashar Akrami, Renata Kallosh, Andrei Linde, and Valeri Vardanyan, “The Landscape, the Swampland and the Era of Precision Cosmology,” *Fortsch. Phys.* **67**, 1800075 (2019), [arXiv:1808.09440 \[hep-th\]](#).
- [23] Marco Raveri, Wayne Hu, and Savdeep Sethi, “Swampland Conjectures and Late-Time Cosmology,” *Phys. Rev. D* **99**, 083518 (2019), [arXiv:1812.10448 \[hep-th\]](#).
- [24] Yashar Akrami, Misao Sasaki, Adam R. Solomon, and Valeri Vardanyan, “Multi-field dark energy: Cosmic acceleration on a steep potential,” *Phys. Lett. B* **819**, 136427 (2021), [arXiv:2008.13660 \[astro-ph.CO\]](#).
- [25] David Andriot, Sussha Parameswaran, Dimitrios Tsimpis, Timm Wrase, and Ivonne Zavala, “Exponential quintessence: curved, steep and stringy?” *JHEP* **08**, 117 (2024), [arXiv:2405.09323 \[hep-th\]](#).
- [26] Sukannya Bhattacharya, Giulia Borghetto, Ameek Malhotra, Sussha Parameswaran, Gianmassimo Tasinato, and Ivonne Zavala, “Cosmological constraints on curved quintessence,” *JCAP* **09**, 073 (2024), [arXiv:2405.17396 \[astro-ph.CO\]](#).
- [27] David Andriot, “Quintessence: an analytical study, with theoretical and observational applications,” (2024), [arXiv:2410.17182 \[hep-th\]](#).
- [28] George Alestas, Matilda Delgado, Ignacio Ruiz, Yashar Akrami, Miguel Montero, and Savvas Nesseris, “Is curvature-assisted quintessence observationally viable?” *Phys. Rev. D* **110**, 106010 (2024), [arXiv:2406.09212 \[hep-th\]](#).
- [29] Sukannya Bhattacharya, Giulia Borghetto, Ameek Malhotra, Sussha Parameswaran, Gianmassimo Tasinato, and Ivonne Zavala, “Cosmological tests of quintessence in quantum gravity,” (2024), [arXiv:2410.21243 \[astro-ph.CO\]](#).
- [30] David Andriot, Muthusamy Rajaguru, and George Tringas, “Single versus multifield scalar potentials from string theory,” (2025), [arXiv:2501.17775 \[hep-th\]](#).
- [31] Juan Martin Maldacena and Carlos Nunez, “Supergravity description of field theories on curved manifolds and a no go theorem,” *Int. J. Mod. Phys. A* **16**, 822–855 (2001), [arXiv:hep-th/0007018](#).
- [32] Mark P. Hertzberg, Shamit Kachru, Washington Taylor, and Max Tegmark, “Inflationary Constraints on Type IIA String Theory,” *JHEP* **12**, 095 (2007), [arXiv:0711.2512](#)

- [hep-th].
- [33] Georges Obied, Hiroshi Ooguri, Lev Spodyneiko, and Cumrun Vafa, “De Sitter Space and the Swampland,” (2018), [arXiv:1806.08362 \[hep-th\]](#).
 - [34] David Andriot, “Open problems on classical de Sitter solutions,” *Fortsch. Phys.* **67**, 1900026 (2019), [arXiv:1902.10093 \[hep-th\]](#).
 - [35] David Andriot, Niccolò Cribiori, and David Erkinger, “The web of swampland conjectures and the TCC bound,” *JHEP* **07**, 162 (2020), [arXiv:2004.00030 \[hep-th\]](#).
 - [36] José Calderón-Infante, Ignacio Ruiz, and Irene Valenzuela, “Asymptotic accelerated expansion in string theory and the Swampland,” *JHEP* **06**, 129 (2023), [arXiv:2209.11821 \[hep-th\]](#).
 - [37] Gary Shiu, Flavio Tonioni, and Hung V. Tran, “Late-time attractors and cosmic acceleration,” *Phys. Rev. D* **108**, 063528 (2023), [arXiv:2306.07327 \[hep-th\]](#).
 - [38] Gary Shiu, Flavio Tonioni, and Hung V. Tran, “Accelerating universe at the end of time,” *Phys. Rev. D* **108**, 063527 (2023), [arXiv:2303.03418 \[hep-th\]](#).
 - [39] Sera Cremonini, Eduardo Gonzalo, Muthusamy Rajaguru, Yuezhong Tang, and Timm Wrase, “On asymptotic dark energy in string theory,” *JHEP* **09**, 075 (2023), [arXiv:2306.15714 \[hep-th\]](#).
 - [40] Arthur Hebecker, Simon Schreyer, and Gerben Venken, “No asymptotic acceleration without higher-dimensional de Sitter vacua,” *JHEP* **11**, 173 (2023), [arXiv:2306.17213 \[hep-th\]](#).
 - [41] Thomas Van Riet, “No accelerating scaling cosmologies at string tree level?” *JCAP* **01**, 055 (2024), [arXiv:2308.15035 \[hep-th\]](#).
 - [42] Min-Seok Seo, “Asymptotic bound on slow-roll parameter in stringy quintessence model,” *JCAP* (2024), [arXiv:2402.00241 \[hep-th\]](#).
 - [43] Tom Rudelius, “Asymptotic observables and the swampland,” *Phys. Rev. D* **104**, 126023 (2021), [arXiv:2106.09026 \[hep-th\]](#).
 - [44] Omar F. Ramadan, Jeremy Sakstein, and David Rubin, “DESI constraints on exponential quintessence,” *Phys. Rev. D* **110**, L041303 (2024), [arXiv:2405.18747 \[astro-ph.CO\]](#).
 - [45] N. Aghanim *et al.* (Planck), “Planck 2018 results. VI. Cosmological parameters,” *Astron. Astrophys.* **641**, A6 (2020), [Erratum: *Astron. Astrophys.* 652, C4 (2021)], [arXiv:1807.06209 \[astro-ph.CO\]](#).
 - [46] T. M. C. Abbott *et al.* (DES), “The Dark Energy Survey: Cosmology Results with ~ 1500 New High-redshift Type Ia Supernovae Using the Full 5 yr Data Set,” *Astrophys. J. Lett.* **973**, L14 (2024), [arXiv:2401.02929 \[astro-ph.CO\]](#).
 - [47] Zhongxu Zhai and Yun Wang, “Robust and model-independent cosmological constraints from distance measurements,” *JCAP* **07**, 005 (2019), [arXiv:1811.07425 \[astro-ph.CO\]](#).
 - [48] Samuel Brieden, Héctor Gil-Marín, and Licia Verde, “A tale of two (or more) h’s,” *JCAP* **04**, 023 (2023), [arXiv:2212.04522 \[astro-ph.CO\]](#).
 - [49] Nils Schöneberg, “The 2024 BBN baryon abundance update,” *JCAP* **06**, 006 (2024), [arXiv:2401.15054 \[astro-ph.CO\]](#).
 - [50] Alan Heavens, Yabebal Fantaye, Araykrisna Mootooyaloo, Hans Eggers, Zafairah Hosenie, Steve Kroon, and Elena Sellentin, “Marginal Likelihoods from Monte Carlo Markov Chains,” (2017), [arXiv:1704.03472 \[stat.CO\]](#).
 - [51] Harold Jeffreys, *The Theory of Probability*, Oxford Classic Texts in the Physical Sciences (1939).
 - [52] Roberto Trotta, “Bayes in the sky: Bayesian inference and model selection in cosmology,” *Contemp. Phys.* **49**, 71–104 (2008), [arXiv:0803.4089 \[astro-ph\]](#).
 - [53] Moncy V. John and J. V. Narlikar, “Comparison of cosmological models using bayesian theory,” *Phys. Rev. D* **65**, 043506 (2002), [arXiv:astro-ph/0111122](#).
 - [54] Savvas Nesseris and Juan Garcia-Bellido, “Is the Jeffreys’ scale a reliable tool for Bayesian model comparison in cosmology?” *JCAP* **08**, 036 (2013), [arXiv:1210.7652 \[astro-ph.CO\]](#).
 - [55] S. Nesseris and Leandros Perivolaropoulos, “Crossing the Phantom Divide: Theoretical Implications and Observational Status,” *JCAP* **01**, 018 (2007), [arXiv:astro-ph/0610092](#).
 - [56] H. Akaike, “A New Look at the Statistical Model Identification,” *IEEE Transactions on Automatic Control* **19**, 716–723 (1974).
 - [57] Gideon Schwarz, “Estimating the dimension of a model,” *The Annals of Statistics* **6**, 461–464 (1978).
 - [58] Thomas Sellke, M. J. Bayarri, and James O Berger and, “Calibration of p values for testing precise null hypotheses,” *The American Statistician* **55**, 62–71 (2001).