

MG-Gen: Single Image to Motion Graphics Generation with Layer Decomposition

Takahiro Shirakawa, Tomoyuki Suzuki, Daichi Haraguchi
CyberAgent, Japan

{shirakawa-takahiro, suzuki-tomoyuki, haraguchi-daichi_xa}@cyberagent.co.jp

Abstract

General image-to-video generation methods often produce suboptimal animations that do not meet the requirements of animated graphics, as they lack active text motion and exhibit object distortion. Also, code-based animation generation methods typically require layer-structured vector data which are often not readily available for motion graphic generation. To address these challenges, we propose a novel framework named MG-Gen that reconstructs data in vector format from a single raster image to extend the capabilities of code-based methods to enable motion graphics generation from a raster image in the framework of general image-to-video generation. MG-Gen first decomposes the input image into layer-wise elements, reconstructs them as HTML format data and then generates executable JavaScript code for the reconstructed HTML data. We experimentally confirm that MG-Gen generates motion graphics while preserving text readability and input consistency. These successful results indicate that combining layer decomposition and animation code generation is an effective strategy for motion graphics generation.

1. Introduction

Motion graphics are animated videos combining text and design elements to deliver concise messages. As short-form video content grows on social media, motion graphics demand has surged for web advertisements, music videos, and personal content. Unlike static design, motion graphics production is complex, requiring advanced scripting, precise motion control, and appropriate selection from numerous effects and techniques.

Motion graphics differ from natural videos in several ways. First, text must remain readable during motion to clearly convey messages. Second, object shapes must be maintained to protect brand integrity, as distortion can negatively impact brand value. Lastly, animations must stay consistent with the original imagery to avoid con-

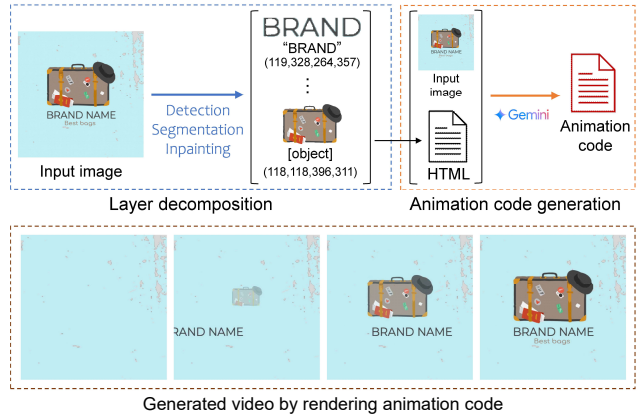


Figure 1. Overview of our image-to-video generation method (MG-Gen). First, we decompose the input image to each layer. Then, we create animation code, which includes the motions of each layer. By rendering the code, we can make a video.

fusion or misinformation. General image-to-video methods [4, 20, 28] generate high-quality natural videos but struggle with motion graphics generation. We experimentally confirm that these models face difficulties maintaining text readability, visual comfort, and consistency with the original image. Another approach, code-based animation generation [2, 16, 23, 27, 33], utilizes large language models (LLMs) including multimodal models, to create code specifying animation parameters. While effective at preserving content consistency and generating dynamic motion, this method requires layered vector format documents such as PDF, which are frequently unavailable.

As a solution to these two major challenges, we propose an extension method to existing code-based animation generation methods that effectively decomposes a single image into layer elements. This enables motion graphics generation that maintains the advantages of code-based approaches, namely text readability and input consistency, while allowing for the general generation of motion graphics within an image-to-video framework. We named this end-to-end motion graphics generation framework MG-

Gen. MG-Gen allows motion graphics generation from a single raster image. We present the overall framework of MG-Gen in Figure 1. We first decompose an input image into layer elements such as text, objects, and background components by performing text detection, object detection, object segmentation, and image inpainting, then reconstruct the input image as layered HTML data. Subsequently, we generate animations for these HTML data using an existing code-based animation generation method. MG-Gen fundamentally differs from the general image-to-video methods and is naturally suited for generating motion graphics, which require text readability and input consistency.

In the experiments, we first observe that MG-Gen can generate motion graphics with dynamic text motion and high readability with less object distortion. Then, we compare results generated by MG-Gen with state-of-the-art general image-to-video generation methods and confirm that MG-Gen outperforms existing methods in terms of dynamic text motion, while maintaining superior readability and consistency with the input image. We also perform a human evaluation and confirm that MG-Gen achieves the highest scores across multiple criteria. Additionally, we demonstrate practical applications of MG-Gen through use cases such as animation customization by integrating MG-Gen with general image-to-video models and user instructions for the layer decomposition. MG-Gen easily incorporates diverse motions through this integration and enables detailed animation control via user-driven layer decomposition. This approach allows animations to be added flexibly at any granularity level.

Our main contributions are summarized as follows:

- We consider a novel task of generating motion graphics from an image, as motion graphics have unique characteristics that set them apart from natural video generation.
- We propose an approach based on layer decomposition and animation code generation, named MG-Gen. MG-Gen can generate motion graphics with dynamic text and object motion while maintaining text readability and object consistency.
- Experimental results demonstrate that MG-Gen outperforms state-of-the-art general image-to-video methods in generating motion graphics.
- MG-Gen also offers additional options for animation customization through the integration of general image-to-video methods and user directions, enabling the creation of more dynamic and appealing motion graphics.

2. Related Work

2.1. Image-to-Video Generation

With recent advancements in video generation methods [8, 9, 30], image-to-video generation [4, 10, 12, 22, 26, 29, 35] is gaining attention due to its enhanced ability to reflect

user intent with greater spatial detail. Several approaches accept not only images (and prompts) but also incorporate additional conditions, such as motion trajectory [29] and image depth [35], among others. Recent advancements in image-to-video generation, such as Gen-3 Alpha [28], Leonardo [15], Stable Video Diffusion (SVD) [4], and Dream Machine [20], have shown promising results in producing high-quality videos with substantial frame-to-frame consistency. However, few studies have focused on generating videos in the domain of motion graphics. This study aims to address this gap by enabling the generation of motion graphics videos.

2.2. Animated Text Generation

Animated text with visual effects is widely used across various fields, including movies, lyric videos, advertisements, and social media. However, creating these videos is time-consuming, prompting the development of support tools [5, 13, 36] and automated generation methods [19, 24, 37] to reduce the workload. Xie et al. [37] proposed a method to transfer animations from GIFs to vector-based text. Park et al. [24] introduced a diffusion-based approach for generating kinetic typography videos in raster space based on user instructions. However, these methods focus exclusively on generating text motion. For motion graphics, it is essential to generate both text and object motion.

2.3. Video Generation with LLMs

Video generation utilizing LLMs has been explored in several works. One approach is to use LLMs as planners that generate prompts or conditions for video generation [11, 17, 18]. Another direction is code-based video generation [1, 19, 21, 34]. These methods leverage the code generation capabilities of LLMs to produce code representing animations directly. LogoMotion [19] and Keyframer [34] animate static PDF and SVG files by generating JavaScript and CSS animation code through LLMs, respectively. While these animations appear more natural than those generated by general image-to-video methods, they cannot accept raster images as input and are limited to predefined animations. Our goal is to generate motion graphics from raster images by proposing a method that decomposes an image into layers and produces animation code using LLMs. Specifically, our method generates motion graphics within an image-to-video framework by converting a single image into layered data, effectively leveraging LLMs’ animation code generation capabilities.

3. Method

3.1. Overview

Given an input image, MG-Gen generates motion graphics that accurately display dynamic animations while main-

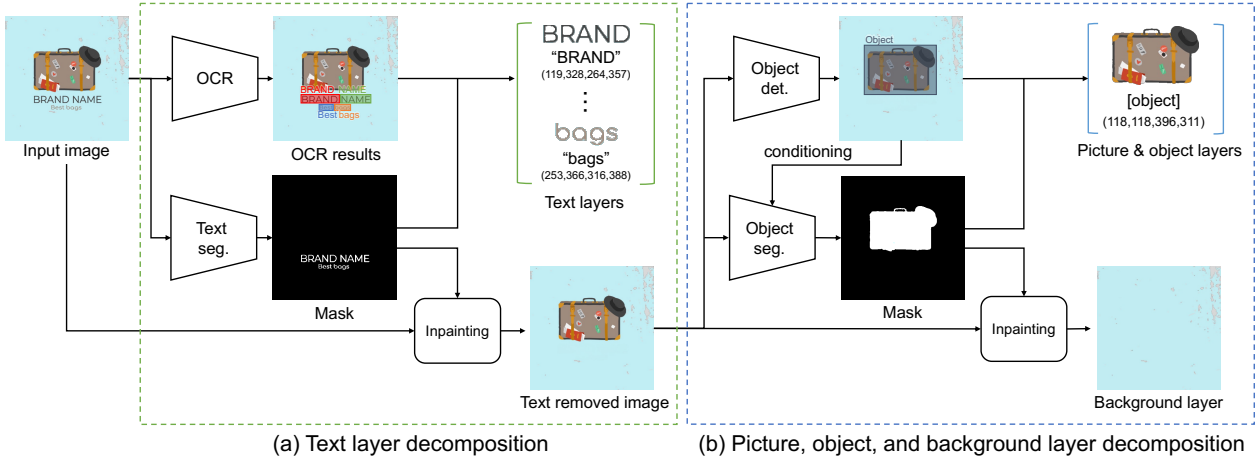


Figure 2. Overview of layer decomposition, which consists of two steps: (a) text layer decomposition and (b) the other layer decomposition.

taining text readability and preserving input consistency, such as products, logos, people, and other features in the image. MG-Gen is an end-to-end framework that automatically generates a motion graphics video from a single raster image without any user operation. As shown in Figure 1, MG-Gen decomposes an input image into layered vector data as HTML and generates animation code for the HTML by using LLMs. Main part of MG-Gen is the layer-decomposition process which converts the input image into layered vector data represented as HTML. MG-Gen first decomposed an input image into layer-wise components using OCR [6], object detection [14], object segmentation [25, 39], and image inpainting [31] then reconstructs the extracted layers as HTML data, which appears identical to the input image. Subsequently, it generates JavaScript animation code using a multimodal LLM, specifically Gemini [7], which has shown strong performance in image understanding and code generation tasks, following the approach used in LogoMotion [19].

Definition of each layer We define four types of layers: text layer, picture layer, object layer, and background layer. The input image is decomposed into these layers. We present examples in Figure 3 and provide details below.

- **A text layer** represents text within images as individual layers for each word, based on OCR results. Each text layer is treated as a discrete image rather than in vector format.
- **A picture layer** represents product or person photographs as a single layer, consisting of rectangular photographic elements. Care is taken to avoid decomposing the internal elements within these photographs into smaller components.
- **An object layer** constitutes the surrounding decorative elements as a single layer. This includes character illustrations and various visual effects.

- **A background layer** comprises all elements not categorized within the aforementioned three layers, consolidated as a single background layer.

3.2. Layer Decomposition

We present an overview of the layer-decomposition process of MG-Gen in Figure 2. First, only text layers are extracted using OCR and segmentation models. Next, picture layers and object layers are extracted using object detection and segmentation models. Finally, an image inpainting model is applied to generate the background behind the extracted components, creating a separate background layer.

Text layer extraction In the text layer extraction process, we extract only textual elements from the input image, with each word isolated as a separate image layer. We first perform OCR using DocumentAI [6] to obtain the text contents and their bounding boxes from the input image. In addition, we obtain text layer masks using Hi-SAM [39], a specialized segmentation model for text strokes. This two-step process involves treating each bounding box obtained from OCR as an individual layer and employing masks generated by the segmentation model as alpha channels for these text layers, thereby producing text image layers containing only the text stroke regions. By using Hi-SAM [39], a segmentation model specialized for text strokes, instead of SAM2 [25], it becomes possible to extract text segmentation with greater clarity and precision. Finally, we remove the text from the input image using an image inpainting model, LaMa [31], to obtain the text-removed image. The image is used for the following picture and object layer extraction process.

Object and picture layer extraction In the object and picture layer extraction process, we extract object layers,

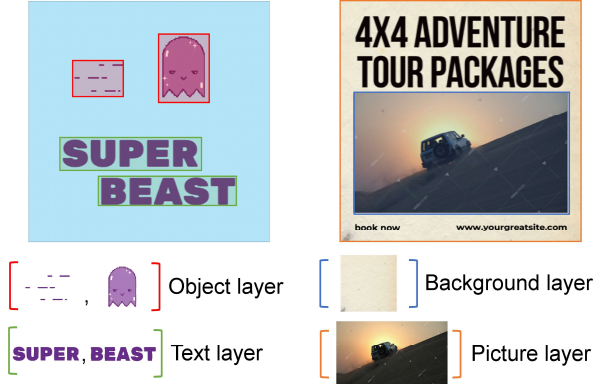


Figure 3. Examples of each layer.

including character illustrations or decorative text elements, and picture layers, such as photographs of products or people, from the text-removed image. We first perform layer detection to obtain the bounding boxes of each object and picture layer. For layer detection, we train YOLOv11 [14] on the Crello dataset [38] which is a collection of graphic designs with a layer structure. We create images without text layers and generate bounding boxes for the foreground layers and label the layer types (picture/object) to the bounding boxes based on criteria such as having rectangular shapes. We finally obtain 18,864 training images and 1,772 validation images, which we use to train YOLOv11. The trained model detects the layer elements corresponding to a picture layer and an object layer from the text-removed image and outputs their positions using bounding boxes. Also, it classifies each detected layer object as either a picture layer or an object layer.

Next, we obtain object and picture layer masks. picture layers are extracted as a single layer by directly using the bounding box, output by YOLOv11, as the mask due to its inherent rectangular shape; in contrast, an object layers are extracted as a separate layer by estimating the mask using SAM2 [25] and then applying that mask. By conditioning SAM2 on the bounding boxes from YOLOv11, we can accurately estimate masks for objects located within these bounding boxes.

Background generation In the background generation process, we generate a background layer by removing all layer elements using LaMa [31] which is an image inpainting model. LaMa generates the image for the masked region based on surrounding image information, conditioned on the image mask estimated during the object and picture layer extraction process.

3.3. Animation Generation

We present an overview of the animation generation from layer-decomposed images in Figure 4. Following Lo-

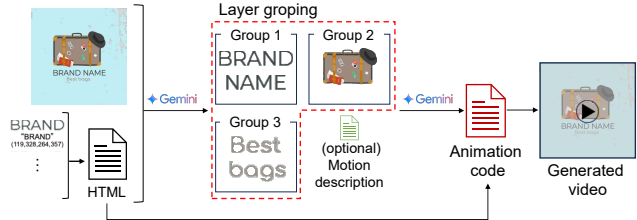


Figure 4. Overview of animation generation.

goMotion [19], we reconstruct the layer-decomposed data into HTML, generate animation code using an LLM, and render the animated HTML to produce a video. We first compose each layer-decomposed text, object, picture and background layers into HTML using `` tags based on the bounding box information. Also, we incorporated two techniques from LogoMotion: classifying each layer into several groups to form clusters and generating image captions for all non-text layers using Gemini. It enables effective animation code generation for each group. Next, we generate animation code for the HTML using Gemini. The animation code is based on Anime.js ¹, a lightweight JavaScript library. It works with any CSS properties in HTML such as position, color, and scale, and it can generate diverse animations. Once the animation code is generated, the animation code and HTML are rendered on a web browser. We use Playwright ² to automate the rendering of HTML and recording the rendered result to create a video file. Animations are recorder at 25 fps by default to ensure smooth playback.

4. Experiments

4.1. Experimental Settings

Evaluation Dataset We used the Crello Animation dataset [32], which consists of a collection of motion graphics videos. We perform validation for each method using the validation set and report the evaluation results on the test set. For image-to-video generation, we create thumbnail images from each video to use as input images. We perform OCR on these input images to collect ground-truth data for evaluating text readability in the generated videos.

Comparative Methods We evaluate our approach against three state-of-the-art image-to-video generation methods: Dream Machine [20], Gen-3 [28], and SVD [4]. SVD generates videos from only an input image. We utilize SVD-XT [3], which is the minor updated version of SVD. Dream Machine and Gen-3 generate videos from both an input prompt and an image. Notably, Dream Machine offers the option to use the input image as either the first or the last

¹<https://animejs.com/>

²<https://github.com/microsoft/playwright>




Figure 5. Motion graphics generated by MG-Gen.




Figure 6. Visual comparisons of generated motion graphics by Gen-3, [28] Dream Machine, [20] and MG-Gen.

frame of the generated video. The other method only accepts first-frame images. To determine the most effective prompt, we generated several candidates using GPT-4o and by ourselves. We finally selected the prompt that best captured dynamic text motion among the candidates. Consequently, we employ the prompt “pop up animation of a text and illustration.” SVD generates videos solely from input images.

4.2. Qualitative Evaluation

Figure 5 shows the generated motion graphics by MG-Gen. The four examples demonstrate that optimal motion graph-

ics can be generated, as the layer decomposition appropriately extracts elements from images, while Gemini correctly understands the input image and each layer’s information, enabling it to generate optimal animation code. In the first row example, MG-Gen extracts elements including the text “HAPPY VALENTINES DAY,” “I’d never seen love before I met you,” a heart illustration, and a green frame object from the input image. The generated animation sequence shows “HAPPY VALENTINES DAY” sliding in from both the left and right sides, followed by the heart illustration popping up, and finally, the green frame appearing to display the text. In the second row example,

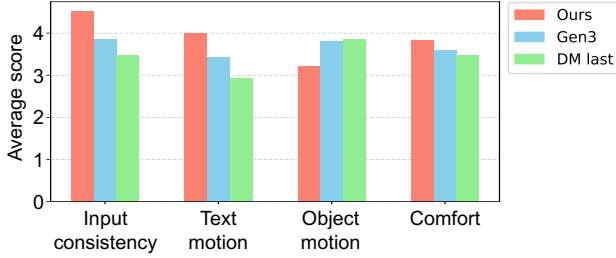


Figure 7. The result of user study.

texts pop up from both left and right sides while the Earth appears from below, expanding in size, creating a dynamic animation sequence. In the third row example, the animation shows a part of the logo appearing with a rotating motion to capture the viewer’s attention, followed by the text “CAR SERVICE” sliding in from the top, and finally, text message from both sides simultaneously converging toward the center. In the fourth row example, an illustration of a female model appears first, followed by text sliding in from the left. MG-Gen can generate dynamic motion graphics from a single image while generating dynamic text motion with readability and preserving the shapes of content elements.

4.3. Visual Comparisons to State-of-the-Art Image-to-Video Methods

Figure 6 shows visual comparisons of generated motion graphics by MG-Gen and state-of-the-art methods. Compared to the others, MG-Gen displays text and objects accurately while generating more dynamic animations, as shown in the bottom two rows. In the upper examples, the example by MG-Gen accurately displays text while incorporating dynamic text motions. The text “ONLINE BOOKING” slides in from the right, followed by a woman’s photo fading in from the bottom, and finally, “5% OFF” appears with a scaling animation to enlarge it. The Dream Machine example creates more attention-grabbing animations with moving text and blue lines, but the text appears distorted. The Gen-3 example generates irrelevant characters and illustrations, containing errors such as displaying “OFT” instead of “GET”. In the bottom examples, the company name slides in from both the left and right sides, followed by a star that appears while rotating in the example by MG-Gen. Gen-3 generates incorrect characters. The Dream Machine example generates irrelevant noise-like artifacts in the background, resulting in poor animation quality.

4.4. Human Evaluation

We compare MG-Gen with the two most competitive approaches, Dream Machine (last frame) and Gen-3, through a user study. We evaluate each video from four viewpoints: consistency with the input image (input consistency), dy-

Figure 8. Comparison of generated results by Gen-3 and MG-Gen with Gen-3. By using Adobe Acrobat Reader (available for free download at <https://get.adobe.com/reader/>), you can play the videos directly in the PDF.

amic text motion with readability (text motion), dynamic object motion with shape consistency (object motion), and the comfort of the video (comfort). Participants rate the videos on the five-point Likert scale. The specific explanatory text for each aspect was presented to the participants as follows:

- “The video is consistent with the input image” (input consistency)
- “The text elements include sufficient animation while remaining readable” (text motion)
- “Non-text elements include sufficient animation without unnatural collapse” (object motion)
- “The video provides a sense of comfort as a finished product when viewed in daily life” (comfort)

Note that we include the validation question that requires the no answer to guarantee the quality of users’ answers. Fortunately, nobody answers to the question. We randomly select 20 input images from Crello Animation [32] and divide them into two groups. Videos are generated for each image using MG-Gen, Dream Machine [20], and Gen-3 [28]. We recruit 10 participants for each group. The




Figure 9. Motion Customization results. Motion graphics generated based on two different layer decomposition customs. The top row shows three men decomposed as a single layer by automatic approach, and the bottom row shows three men decomposed as separate individual layers by the user’s operation.

videos generated by each method from the same image are displayed in random order, and participants are asked to evaluate them based on the four aspects. In total, we obtained evaluation responses from 10 participants for each aspect of each video.

We show the result of the user study in Figure 7. MG-Gen outperforms the other three viewpoints, aside from object motion. In particular, MG-Gen shows a much better performance in input consistency. This viewpoint is very important for accurately reflecting users’ intentions in the video. Additionally, high input consistency and comfort indicate less object distortion compared to other methods. Although the comparative methods impress users with dynamic motion due to their arbitrary motion, they are likely to be inappropriate due to their low input consistency and comfort. Additionally, in Section 5.1, we will show that we can incorporate arbitrary motion more appropriately into MG-Gen by leveraging layer decomposition.

5. Applications

5.1. Integrating with SoTA Video Generation Model

Overview We integrate MG-Gen and the state-of-the-art image-to-video generation methods to achieve more dynamic animated graphics generation by adding arbitrary motion to the objects and the background. We employ Gen-3, which can perform motion generation well. General image-to-video methods can generate high-quality natural videos but struggle with dynamic and readable text animations, which are crucial in motion graphics. Since we can perform layer decomposition, we are able to leverage the strengths of MG-Gen and general image-to-video methods by selectively applying motion generation to individual layers. We target the background and object layers for image-to-video methods. For the background, we directly apply Gen-3 to generate motion. For the object layer, we first place the object on a green background, apply Gen-3 to it,

and then perform chroma-key synthesis with the other layers.

Results The generated videos in Figure 8 show two generated examples: one by Gen-3 only and one by MG-Gen with Gen-3. The first row shows Gen-3 applied to the background layer. The text and objects are accurately displayed by MG-Gen with Gen-3 while also having active motion. By adding motion to the background image of a man and woman riding bicycles using Gen-3, the result becomes more appealing. The second-row examples show Gen-3 applied to the object layer. The motion graphics become more dynamic through MG-Gen’s active text motion and Gen-3’s terrifying monster animation.

5.2. Motion Customization

Overview MG-Gen provides motion customization capabilities by allowing users to manually control layer decomposition at user-specified levels rather than relying on automatic object detection. Many code-based animation generation methods are acceptable only for layere-structured vector data, such as PDFs, as input data, resulting in animations that are inherently constrained by the structure of the input data. In contrast, MG-Gen first decomposes images into layers before applying animation code generation, thereby enabling variations in the resulting animations based on different layer decomposition strategies.

Results Figure 9 demonstrates the difference of animation by the different level layer decompositions. The first row is decomposed by automatic layer decomposition based on YOLO. In this example, three men are decomposed as a single layer, and therefore, the three men fall down simultaneously. On the other hand, the bottom row’s decomposition is influenced by the user’s bounding box annotation direction. In this example, the user specifies every three men

separately; thereby, the animation of men is falling down one by one. While code-based approaches can only generate animation code that depends on the layer structure of the input data, MG-Gen has customizability in layer decomposition and is independent of the structure of the input data.

6. Limitation

MG-Gen has several limitations arising from the capability of layer decomposition. Although MG-Gen generally shows text with high readability, small texts tend to have poor readability. This is because the precise decomposition of small text layers is difficult. Precise decomposition of multiple overlapping layers is also challenging, resulting in unnatural object animations. Additionally, precise inpainting becomes difficult with large decomposed objects, leading to unnatural and visually unappealing results.

7. Conclusion

This paper proposes an approach to automatically generate motion graphics from a single raster image named MG-Gen. MG-Gen decomposes an input image into multiple layers using object detection, inpainting, and segmentation model, then generates animation code through multimodal LLMs. It ensures active text motion with text readability and object motion with less object distortion. Our experiments show that MG-Gen outperforms state-of-the-art image-to-video methods for generating motion graphics. We also demonstrate that MG-Gen can integrate with Gen-3 for arbitrary animation generation. Additionally, MG-Gen can customize animation based on the user’s direction and user-specified layer decomposition. In the future, we hope to support a broader set of motions using more professional tools, such as Adobe After Effects, which can handle more complicated animations.

References

- [1] Generative manim: <https://github.com/marcelo-earth/generative-manim>. Last accessed 8 November, 2024. **2**
- [2] Josh Achiam, Steven Adler, Sandhini Agarwal, Lama Ahmad, Ilge Akkaya, Florencia Leoni Aleman, Diogo Almeida, Janko Altschmidt, Sam Altman, Shyamal Anadkat, et al. GPT-4 technical report. *arXiv preprint arXiv:2303.08774*, 2023. **1**
- [3] Stability AI. Stable video diffusion image-to-video model card: <https://huggingface.co/stabilityai/stable-video-diffusion-img2vid-xt>. Last accessed 14 November, 2024. **4**
- [4] Andreas Blattmann, Tim Dockhorn, Sumith Kulal, Daniel Mendelvitich, Maciej Kilian, Dominik Lorenz, Yam Levi, Zion English, Vikram Voleti, Adam Letts, et al. Stable video diffusion: Scaling latent video diffusion models to large datasets. *arXiv preprint arXiv:2311.15127*, 2023. **1, 2, 4**
- [5] Jodi Forlizzi, Johnny Lee, and Scott Hudson. The kinedit system: affective messages using dynamic texts. In *CHI*, 2003. **2**
- [6] Google. DocumentAI: <https://cloud.google.com/document-ai>, . Last accessed 8 November, 2024. **3**
- [7] Google. Gemini-1.5-Pro: <https://ai.google.dev/gemini-api/docs/models/gemini>, . Last accessed 8 November, 2024. **3**
- [8] Jonathan Ho, William Chan, Chitwan Saharia, Jay Whang, Ruiqi Gao, Alexey Gritsenko, Diederik P Kingma, Ben Poole, Mohammad Norouzi, David J Fleet, et al. Imagen video: High definition video generation with diffusion models. *arXiv preprint arXiv:2210.02303*, 2022. **2**
- [9] Jonathan Ho, Tim Salimans, Alexey Gritsenko, William Chan, Mohammad Norouzi, and David J Fleet. Video diffusion models. In *NeurIPS*, 2022. **2**
- [10] Yaosi Hu, Chong Luo, and Zhenzhong Chen. Make it move: controllable image-to-video generation with text descriptions. In *CVPR*, 2022. **2**
- [11] Hanzhuo Huang, Yufan Feng, Cheng Shi, Lan Xu, Jingyi Yu, and Sibe Yang. Free-Bloom: Zero-shot text-to-video generator with LLM director and LDM animator. In *NeurIPS*, 2024. **2**
- [12] Yuming Jiang, Tianxing Wu, Shuai Yang, Chenyang Si, Dahua Lin, Yu Qiao, Chen Change Loy, and Ziwei Liu. VideoBooth: Diffusion-based video generation with image prompts. In *CVPR*, 2024. **2**
- [13] Jun Kato, Tomoyasu Nakano, and Masataka Goto. TextAlive: Integrated design environment for kinetic typography. In *CHI*, 2015. **2**
- [14] Rahima Khanam and Muhammad Hussain. YOLOv11: An overview of the key architectural enhancements. *arXiv preprint arXiv:2410.17725*, 2024. **3, 4**
- [15] Leonardo.AI. Leonardo: <https://leonardo.ai/>. Last accessed 8 November, 2024. **2**
- [16] Yujia Li, David Choi, Junyoung Chung, Nate Kushman, Julian Schrittwieser, Rémi Leblond, Tom Eccles, James Keeling, Felix Gimeno, Agustin Dal Lago, et al. Competition-level code generation with alphacode. *Science*, 378(6624): 1092–1097, 2022. **1**
- [17] Long Lian, Baifeng Shi, Adam Yala, Trevor Darrell, and Boyi Li. LLM-grounded video diffusion models. In *ICLR*, 2024. **2**
- [18] Han Lin, Abhay Zala, Jaemin Cho, and Mohit Bansal. VideoDirectorGPT: Consistent multi-scene video generation via llm-guided planning. In *COLM*, 2024. **2**
- [19] Vivian Liu, Rubaiat Habib Kazi, Li-Yi Wei, Matthew Fisher, Timothy Langlois, Seth Walker, and Lydia Chilton. Lo-goMotion: Visually grounded code generation for content-aware animation. *arXiv preprint arXiv:2405.07065*, 2024. **2, 3, 4**
- [20] Luma. Dream machine: <https://lumalabs.ai/dream-machine>. Last accessed 8 November, 2024. **1, 2, 4, 5, 6**
- [21] Jiayi Lv, Yi Huang, Mingfu Yan, Jiancheng Huang, Jianzhuang Liu, Yifan Liu, Yafei Wen, Xiaoxin Chen, and Shifeng Chen. GPT4Motion: Scripting physical motions in text-to-video generation via blender-oriented GPT planning. In *CVPR*, 2024. **2**
- [22] Haomiao Ni, Changhao Shi, Kai Li, Sharon X Huang, and Martin Renqiang Min. Conditional image-to-video generation with latent flow diffusion models. In *CVPR*, 2023. **2**
- [23] Erik Nijkamp, Bo Pang, Hiroaki Hayashi, Lifu Tu, Huan Wang, Yingbo Zhou, Silvio Savarese, and Caiming Xiong. Codegen: An open large language model for code with multi-turn program synthesis. In *ICLR*, 2023. **1**
- [24] Seonmi Park, Inhwan Bae, Seunghyun Shin, and Hae-Gon Jeon. Kinetic typography diffusion model. In *ECCV*, 2024. **2**
- [25] Nikhila Ravi, Valentin Gabeur, Yuan-Ting Hu, Ronghang Hu, Chaitanya Ryali, Tengyu Ma, Haitham Khedr, Roman Rädle, Chloe Rolland, Laura Gustafson, et al. SAM 2: Segment anything in images and videos. *arXiv preprint arXiv:2408.00714*, 2024. **3, 4**
- [26] Weiming Ren, Huan Yang, Ge Zhang, Cong Wei, Xinrun Du, Wenhao Huang, and Wenhui Chen. ConsistI2V: Enhancing visual consistency for image-to-video generation. *Transactions on Machine Learning Research*, 2024. **2**
- [27] Baptiste Roziere, Jonas Gehring, Fabian Gloeckle, Sten Sootla, Itai Gat, Xiaoqing Ellen Tan, Yossi Adi, Jingyu Liu, Romain Sauvestre, Tal Remez, et al. Code llama: Open foundation models for code. *arXiv preprint arXiv:2308.12950*, 2023. **1**
- [28] Runway. Gen-3 alpha: <https://runwayml.com/research/introducing-gen-3-alpha>. Last accessed 8 November, 2024. **1, 2, 4, 5, 6**
- [29] Xiaoyu Shi, Zhaoyang Huang, Fu-Yun Wang, Weikang Bian, Dasong Li, Yi Zhang, Manyuan Zhang, Ka Chun Cheung, Simon See, Hongwei Qin, et al. Motion-I2V: Consistent and controllable image-to-video generation with explicit motion modeling. In *SIGGRAPH*, 2024. **2**
- [30] Uriel Singer, Adam Polyak, Thomas Hayes, Xi Yin, Jie An, Songyang Zhang, Qiyuan Hu, Harry Yang, Oron Ashual, Oran Gafni, Devi Parikh, Sonal Gupta, and Yaniv Taigman. Make-a-video: Text-to-video generation without text-video data. In *ICLR*, 2023. **2**

- [31] Roman Suvorov, Elizaveta Logacheva, Anton Mashikhin, Anastasia Remizova, Arsenii Ashukha, Aleksei Silvestrov, Naejin Kong, Harshith Goka, Kiwoong Park, and Victor Lempitsky. Resolution-robust large mask inpainting with fourier convolutions. In *WACV*, 2022. 3, 4
- [32] Tomoyuki Suzuki, Kotaro Kikuchi, and Kota Yamaguchi. Fast sprite decomposition from animated graphics. In *ECCV*, 2024. 4, 6
- [33] Gemini Team, Rohan Anil, Sebastian Borgeaud, Jean-Baptiste Alayrac, Jiahui Yu, Radu Soricut, Johan Schalkwyk, Andrew M Dai, Anja Hauth, Katie Millican, et al. Gemini: a family of highly capable multimodal models. *arXiv preprint arXiv:2312.11805*, 2023. 1
- [34] Tiffany Tseng, Ruijia Cheng, and Jeffrey Nichols. Keyframer: Empowering animation design using large language models. *arXiv preprint arXiv:2402.06071*, 2024. 2
- [35] Xiang Wang, Hangjie Yuan, Shiwei Zhang, Dayou Chen, Jiniu Wang, Yingya Zhang, Yujun Shen, Deli Zhao, and Jingren Zhou. VideoComposer: Compositional video synthesis with motion controllability. In *NeurIPS*, 2024. 2
- [36] Liwenhan Xie, Xinhuan Shu, Jeon Cheol Su, Yun Wang, Siming Chen, and Huamin Qu. Creating Emordle: Animating word cloud for emotion expression. *IEEE Transactions on Visualization and Computer Graphics*, 30(8):5198–5211, 2023. 2
- [37] Liwenhan Xie, Zhaoyu Zhou, Kerun Yu, Yun Wang, Huamin Qu, and Siming Chen. Wakey-Wakey: Animate text by mimicking characters in a gif. In *UIST*, 2023. 2
- [38] Kota Yamaguchi. CanvasVAE: Learning to generate vector graphic documents. In *ICCV*, 2021. 4
- [39] Maoyuan Ye, Jing Zhang, Juhua Liu, Chenyu Liu, Baocai Yin, Cong Liu, Bo Du, and Dacheng Tao. Hi-SAM: Marrying segment anything model for hierarchical text segmentation. *arXiv preprint arXiv:2401.17904*, 2024. 3