

PrivPetal: Relational Data Synthesis via Permutation Relations

Kuntai Cai
National University of Singapore
Singapore, Singapore
caikt@comp.nus.edu.sg

Xiaokui Xiao
National University of Singapore
Singapore, Singapore
xkxiao@nus.edu.sg

Yin Yang
Hamad bin Khalifa University
Al Rayyan, Qatar
yyang@hbku.edu.qa

Abstract

Releasing relational databases while preserving privacy is an important research problem with numerous applications. A canonical approach is to generate synthetic data under differential privacy (DP), which provides a strong, rigorous privacy guarantee. The problem is particularly challenging when the data involve not only entities (e.g., represented by records in tables) but also relationships (represented by foreign-key references), since if we generate random records for each entity independently, the resulting synthetic data usually fail to exhibit realistic relationships. The current state of the art, PrivLava, addresses this issue by generating random join key attributes through a sophisticated expectation-maximization (EM) algorithm. This method, however, is rather costly in terms of privacy budget consumption, due to the numerous EM iterations needed to retain high data utility. Consequently, the privacy cost of PrivLava can be prohibitive for some real-world scenarios.

We observe that the utility of the synthetic data is inherently sensitive to the join keys: changing the primary key of a record t , for example, causes t to join with a completely different set of partner records, which may lead to a significant distribution shift of the join result. Consequently, join keys need to be kept highly accurate, meaning that enforcing DP on them inevitably incurs a high privacy cost. In this paper, we explore a different direction: synthesizing a *flattened* relation and subsequently decomposing it down to base relations, which eliminates the need to generate join keys. Realizing this idea is challenging, since naively flattening a relational schema leads to a rather high-dimensional table, which is hard to synthesize accurately with differential privacy.

We present a sophisticated PrivPetal approach that addresses the above issues via a novel concept: *permutation relation*, which is constructed as a surrogate to synthesize the flattened relation, avoiding the generation of a high-dimensional relation directly. The synthesis is done using a refined Markov random field mechanism, backed by fine-grained privacy analysis. Extensive experiments using multiple real datasets and the TPC-H benchmark demonstrate that PrivPetal significantly outperforms existing methods in terms of aggregate query accuracy on the synthetic data.

CCS Concepts

• **Security and privacy** → **Data anonymization and sanitization.**

Keywords

differential privacy, data synthesis, data release, foreign key

ACM Reference Format:

Kuntai Cai, Xiaokui Xiao, and Yin Yang. 2025. PrivPetal: Relational Data Synthesis via Permutation Relations. In *Proceedings of ACM SIGMOD/PODS International Conference on Management of Data (SIGMOD'25)*. ACM, New York, NY, USA, 21 pages. <https://doi.org/XXXXXXXX.XXXXXXX>

1 Introduction

Releasing relational databases while preserving privacy is an important and challenging research problem with a wide range of applications, e.g., in fields such as finance and healthcare. A common methodology is to generate synthetic data under differential privacy (DP) [11], which provides strong, rigorous privacy guarantees. Specifically, DP ensures that given the released synthetic data, the adversary cannot derive with high confidence (controlled by a parameter called the *privacy budget*) the presence or absence of a given record in the original database. Unlike other DP-based solutions, which release specific statistical information about the underlying data, differentially private synthesis outputs a complete database that retains the statistical properties of the original data, which can be used in downstream applications as if it were the original database. This offers significant convenience for the user; hence, the problem has attracted much research attention in recent years, e.g., [2, 5–7, 9, 10, 12, 17, 18, 20, 25, 27, 29–31, 37, 39, 41, 42, 44].

Earlier work primarily focused on synthesizing *single-relation* databases with DP. In practice, however, a relational database must capture not only entities (represented by records in a table), but also relationships (represented by foreign-key references across multiple tables). If we directly use existing solutions to generate random records for each relation, the result would likely fail to preserve the true relationships between entities, particularly the cross-table correlations induced by foreign keys. For example, consider the census database illustrated in Table 1, which includes an individual table R_I and a household table R_H . R_I contains a foreign key H-ID referencing R_H to indicate each individual's corresponding household. To effectively synthesize this database, it is necessary to preserve three types of correlations in the synthetic data:

- **Inter-attribute correlations** among attributes in the same relation, e.g., how individuals' ages correlate with their education levels.
- **Intra-group correlations** among individual tuples with the same foreign key, e.g., what types of individuals (as indicated by their attributes in R_I) tend to reside in the same household.

Permission to make digital or hard copies of all or part of this work for personal or classroom use is granted without fee provided that copies are not made or distributed for profit or commercial advantage and that copies bear this notice and the full citation on the first page. Copyrights for components of this work owned by others than the author(s) must be honored. Abstracting with credit is permitted. To copy otherwise, or republish, to post on servers or to redistribute to lists, requires prior specific permission and/or a fee. Request permissions from permissions@acm.org.

SIGMOD'25, June 22–27, 2025, Berlin, Germany

© 2025 Copyright held by the owner/author(s). Publication rights licensed to ACM.

ACM ISBN 978-1-4503-XXXX-X/18/06

<https://doi.org/XXXXXXXX.XXXXXXX>

Table 1: Example data in a relational database.

(a) Individual relation R_I .					(b) Household relation R_H .	
AGE	EMP	EDU	MAR	H-ID	H-ID	OWN
40	Yes	Mid	Yes	1	1	No
35	Yes	High	Yes	1	2	No
12	No	Low	No	1	3	Yes
10	No	Low	No	1		
55	No	High	Yes	2		
60	No	Mid	Yes	2		
25	Yes	Mid	No	2		
30	Yes	High	Yes	3		
25	Yes	High	Yes	3		

Inter-attribute

- **Inter-relational correlations** between tuples in R_I and R_H , e.g., what kinds of individuals are likely to own their homes (indicated by the OWN attribute in R_H).

Previous single-relation data synthesis methods have demonstrated the capability to capture inter-attribute correlations. However, extending these methods to multi-relation cases is non-trivial. For example, if we synthesize R_I and R_H separately using a single-relation method and then randomly associate the tuples using H-ID, each individual tuple will have exactly the same probability of being associated with each household tuple, which breaks the inter-relational correlations between the individual and household tables. Similarly, intra-group correlations are also lost, as individual tuples are grouped into households randomly.

The task of generating appropriate join keys for synthetic relations is particularly challenging, as foreign keys (e.g., H-ID of the above example) follow a rather complex distribution that depends on attributes in both the referencing table (i.e., R_I) and the referenced table (R_H). For instance, to generate H-ID accurately, we must address two key aspects: (i) tracking which individual tuples have been assigned to specific H-ID values, and (ii) ensuring that the assigned household tuples align with the relationships observed in the original data. These challenges become increasingly difficult as the number of referencing tuples and attributes increases.

Given the difficulties of generating foreign keys to accurately link synthetic tuples across relations, an alternative solution is to synthesize the join of R_I and R_H directly. Two possible strategies can be considered. The first involves removing H-ID, synthesizing the join using single-relation methods, and then randomly grouping synthetic individual tuples into households. While this method partially retains inter-relational correlations, it fails to capture intra-group correlations. Specifically, without H-ID, it is impossible to accurately infer the coexistence of individuals within the same household. The second strategy preserves H-ID and synthesizes the join directly. However, this introduces significant challenges due to the large domain size of H-ID. Existing single-relation synthesis methods (e.g. [5, 6, 9, 17, 29, 30, 39, 41]) are not well-equipped to handle such large domains, as they typically require querying the distribution of attribute values, and the noise of DP injected into H-ID’s distribution can severely compromise its statistical properties, resulting in poor-quality synthetic data.

In the DP data synthesis literature, a notable solution for synthesizing multi-relation data is PrivLava [7], which works by introducing *type attributes* as a means of modeling intra-group and inter-relational correlations. In the above example, PrivLava first

clusters households into different types, represented by a new TYPE column in R_H (elaborated later in Section 2.3), based on attributes of its composing individuals (e.g., one type might be households with two employed, married and highly educated individuals). Then, PrivLava synthesizes R_H along with the calculated TYPE attribute. After that, the algorithm generates R_I by creating random individuals corresponding to the types of households.

The type attributes in PrivLava are essentially surrogates for the join keys, which mitigate the difficulty of generating effective keys directly, as the type attributes have a coarser granularity.

However, the underlying challenges persist: the type attributes still follow a complex distribution, in that the types (i.e., clustering results) depend not only on the corresponding individuals but also on other types. This self-dependency compels PrivLava to use an iterative approach to refine and determine the types, and each iteration inevitably queries information, resulting in a high overall privacy cost. The problem is exacerbated when the data is highly diverse, as more types are required to model the data accurately. Indeed, as we show later in Section 6.4, PrivLava performs poorly when the privacy budget is restricted. This observation further reinforces that there is considerable room for improvement over PrivLava.

Our contribution. In this paper, we present PrivPetal (differentially private data synthesis via permutation relations), a novel solution for synthesizing multi-relation databases with foreign key references under DP. PrivPetal avoids the hard problem of generating join keys under DP altogether, and instead synthesizes a *flattened relation* that merges data from both the referencing and the referenced tables. Because the flattened relation has a very high dimensionality and, thus, is hard to synthesize directly under DP, PrivPetal introduces a novel concept of *permutation relations* (PRs), which enumerate all possible permutations of data tuples in the referencing relation (e.g., R_I).

Specifically, PrivPetal (i) computes the PR from the flattened relation, (ii) queries marginal distributions from the PR, (iii) constructs graphical models based on these marginals, (iv) uses the constructed models to synthesize the flattened relation, and finally (v) decomposes the synthetic flattened relation to obtain the base relations. As the marginals are built upon the original flattened data encompassing both tables, the generated synthetic database effectively preserves inter-attribute, intra-group, and inter-relations correlations. Here, step (iii) is performed using an adapted PrivMRF [6] algorithm, with rigorous, fine-grained privacy analysis that exploits properties of the permutation relation. PrivPetal naturally extends to the general case with multiple tables and foreign keys, by processing each pair of relations linked by a foreign key.

We evaluate PrivPetal empirically on real-world datasets and the TPC-H benchmark, against state-of-the-art DP synthesis methods, including PrivLava and single-relation methods. The results demonstrate that PrivPetal significantly and consistently outperforms all its competitors in terms of data utility measured by the accuracy of join-aggregate queries on the synthetic database. We have open-sourced the code of PrivPetal at <https://github.com/caicre/PrivPetal>.

2 Preliminaries

2.1 Problem Setting

Let R be a relation and \mathcal{A} denote the set of all attributes in R , excluding primary and foreign keys. We assume that each attribute $A \in \mathcal{A}$ takes values from a discrete domain \mathcal{X}_A . This aligns with previous data synthesis methods [5–7, 9, 17, 24], and does not compromise generality, since continuous attributes can be discretized in a preprocessing step.

For any tuple $t \in R$, the value of t in column A is denoted as $t[A] \in \mathcal{X}_A$. Furthermore, for a set of attributes $S \subset \mathcal{A}$, we denote the domain of S by \mathcal{X}_S , and the values of t for the attributes in S by $t[S] \in \mathcal{X}_S$. A database is a collection of relations $\mathcal{R} = \{R_0, R_1, R_2, \dots\}$. For any two relations $R_i, R_j \in \mathcal{R}$ where R_i contains a foreign key referencing the primary key of R_j , we say R_i refers to R_j , and denote the foreign key as $\text{FK}(R_i, R_j)$. A tuple $t_i \in R_i$ refers to a tuple $t_j \in R_j$, if the foreign key of t_i equals the primary key of t_j . Further, a tuple t depends on t_j , if t either refers to t_j , or refers to another tuple that depends on t_j , i.e., t_i connects to t_j via a chain of foreign-key-to-primary-key relationships. Similarly, a relation R_i depends on R_j , if R_i either directly refers to R_j , or refers to another relation depending on R_j .

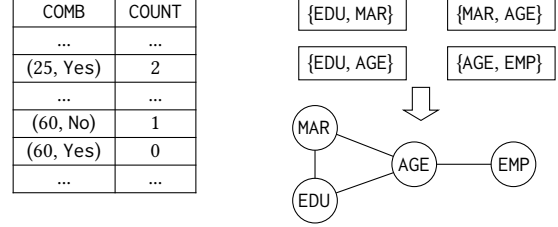
Without loss of generality, we assume that R_0 (called the *primary private relation*) contains sensitive information that must be protected under differential privacy (DP). All relations that depend on R_0 are called *secondary private relations*, which are also considered sensitive. Relations not included in these categories are considered public, and can be released freely without compromising individuals' privacy. These assumptions are consistent with previous work, e.g., in PrivLava [7]. We call a foreign key $\text{FK}(R_i, R_j)$ a *private foreign key* if R_i is a private relation. Following PrivLava, we assume that the private foreign key references form a directed acyclic graph (DAG), i.e., a private R is not allowed to depend on itself.

Given a database \mathcal{R} and any tuple in its primary relation $t_0 \in R_0$, we can obtain a *neighbor database* \mathcal{R}' of \mathcal{R} by removing t_0 and all tuples in \mathcal{R} dependent on t_0 . Then, DP is defined as follows.

Definition 2.1 (Differential Privacy [11]). Let F be an algorithm that takes a database as input. F satisfies (ϵ, δ) -differential privacy, if and only if for any two neighboring databases \mathcal{R} and \mathcal{R}' and any possible set \mathcal{O} of outputs from F ,

$$\Pr[F(\mathcal{R}) \in \mathcal{O}] \leq e^\epsilon \cdot \Pr[F(\mathcal{R}') \in \mathcal{O}] + \delta.$$

In the literature, ϵ is commonly referred to as the *privacy budget*, which indicates the level of privacy protection (a smaller ϵ corresponds to a stronger privacy guarantee), and δ is usually fixed to a small constant not exceeding the inverse of the dataset size. In our setting, DP ensures that the presence or absence of any single tuple t_0 in the primary private relation R_0 , as well as all other tuples that depend on t_0 , do not affect the outcome of algorithm F significantly. Therefore, the adversary cannot confidently determine whether t_0 is included in R_0 based on the output of F , even with extensive background knowledge of other tuples and relationships in \mathcal{R} . Our objective is then to synthesize a relational database with high utility, while satisfying DP. The specific definition of data utility depends on the application; intuitively, it should incorporate inter-attribute, intra-group, and inter-relational correlations described in Section 1.



(a) Marginal on $\{\text{AGE}, \text{EMP}\}$. (b) From marginals to graphical model.
Figure 1: Marginal and graphical model.

In Section 6, we present example utility measures based on the accuracy of join-aggregate query results on the synthetic data compared to the result of the same query on the original real data.

2.2 Marginal-Based Data Synthesis

State-of-the-art DP synthesis methods [5, 6, 9, 29, 30, 41, 42] typically focus on single-relation databases, and rely on marginal distributions (hereafter referred to as *marginals*). We illustrate these methods using R_I from our running example in Table 1a; here, we ignore the foreign key H-ID of R_I as we are discussing a single-relation setting. A marginal is a contingency table that counts the occurrences of attribute value combinations. For example, Figure 1a presents the marginal on the attribute set $\{\text{AGE}, \text{EMP}\}$. The combination (60, No) occurs once in R_I ; hence, there is a record in the marginal with count 1 for this attribute combination. Similarly, the combination (25, Yes) appears twice, hence the corresponding count of 2 in the marginal. Clearly, a marginal represents the joint data distribution for a subset of attributes, capturing their correlations.

A typical DP-compliant single-relation data synthesis method follows these steps: (i) select marginals with correlated attributes, (ii) inject noise into the marginal counts to preserve DP, (iii) construct a graphical model [36] from the noisy marginals, and (iv) use this graphical model to sample tuples and synthesize R_I . In particular, a graphical model is a statistical tool for describing probability distributions. As exemplified by Figure 1b, it can be constructed from the marginals on $\{\text{EDU}, \text{MAR}\}$, $\{\text{EDU}, \text{AGE}\}$, $\{\text{MAR}, \text{AGE}\}$, $\{\text{AGE}, \text{EMP}\}$, and produces an overall distribution $\Pr[\text{AGE}, \text{EMP}, \text{EDU}, \text{MAR}]$, which approximates the original distribution of tuples in R_I , as both share the same marginals included in the graphical model. Thus, sampling tuples from this model typically results in a synthetic R_I with high utility, in the sense that the synthetic data preserve the real data's inter-attribute correlations for attributes involved in the marginals.

In particular, the sampling process utilizes the conditional distributions derived from the graphical model. In the example shown in Figure 1a, a typical single-relation data synthesis method first computes $\Pr[\text{EDU}]$, $\Pr[\text{MAR} \mid \text{EDU}]$, $\Pr[\text{AGE} \mid \text{MAR}, \text{EDU}]$, and $\Pr[\text{EMP} \mid \text{AGE}]$ from the graphical model using standard algorithms. Then, it samples attributes sequentially, with each attribute conditioned on previously sampled attributes, e.g.,

- (1) Sample $\text{EDU} = x_1$ with $\Pr[\text{EDU} = x_1]$.
- (2) Sample $\text{MAR} = x_2$ with $\Pr[\text{MAR} = x_2 \mid \text{EDU} = x_1]$.
- (3) Sample $\text{AGE} = x_3$ with $\Pr[\text{AGE} = x_3 \mid \text{MAR} = x_2, \text{EDU} = x_1]$.
- (4) Sample $\text{EMP} = x_4$ with $\Pr[\text{EMP} = x_4 \mid \text{AGE} = x_3]$.

This produces a synthetic tuple with $\text{EDU} = x_1$, $\text{MAR} = x_2$, $\text{AGE} = x_3$, and $\text{EMP} = x_4$. The sampling is repeated until a sufficient number of tuples are generated to form the synthetic R_I .

Table 2: PrivLava example.

(a) Augmented R_I .					(b) Augmented R_H .			
AGE	EMP	EDU	MAR	H-ID	TYPE	TYPE	H-ID	OWN
40	Yes	Mid	Yes	1	A	A	1	No
35	Yes	High	Yes	1		B	2	No
12	No	Low	No	1		C	3	Yes
10	No	Low	No	1				
55	No	High	Yes	2	B			
60	No	Mid	Yes	2				
25	Yes	Mid	No	2				
30	Yes	High	Yes	3	C			
25	Yes	High	Yes	3				

2.3 PrivLava

To our knowledge, PrivLava [7] is currently the only solution optimized for synthesizing multiple-relation databases under DP, which generates join keys guided by *type attributes* learned from the data. Table 2a illustrates PrivLava for our running example, assuming that R_H is the primary private relation (explained in Section 2.1). First of all, PrivLava clusters the tuples in the referenced table (i.e., R_H) into different *types*, and adds them as a derived attribute in R_H (TYPE in Table 2b). Note that the computation of record types takes into account attribute values of the join partners in the referencing table (R_I). For instance, TYPE-A can be households with a middle-aged employed couple and two children, and TYPE-B can be those with an elderly unemployed couple and a young individual, etc.

Then, PrivLava applies a single-relation method to synthesize the augmented R_H , which includes the derived TYPE attribute. After that, PrivLava augments the referencing relation R_I by adding the TYPE of each individual's corresponding household, and then proceeds to synthesize R_I by creating a group of random individuals for each synthetic household, i.e., a tuple in the generated R_H . Specifically, the algorithm first constructs a graphical model to approximate the tuple distribution in the original R_I , including the TYPE attribute. Then, the method samples attributes for each individual, conditioned on TYPE, using the sampling process described in Section 2.2. This approach ensures that the synthetic individuals are consistent with their respective TYPE attribute, which helps preserve intra-group and inter-relational correlations.

As mentioned in Section 1, PrivLava still suffers from the complex distribution that the new TYPE attributes follow. In particular, they are clustering results depending not only on the corresponding individuals but also on other types. In PrivLava, the computation of TYPE is based on an iterative expectation-maximization algorithm. Each iteration involves private information, and, thus, incurs a privacy cost under DP. To obtain accurate record types, PrivLava often needs many iterations, leading to a high overall privacy cost, or, equivalent, suboptimal result utility under a given limited privacy budget ϵ . Further, when the underlying data exhibit high diversity, the benefit of clustering records into coarser types diminishes, as the TYPE attribute needs to have a large number of distinct values to properly model various clusters, making it even harder to synthesize accurately under DP, leading to degraded quality of the output synthetic data.

Table 3: Flattened relation for the running example.

I_1 .AGE	I_1 .EMP	I_2 .AGE	I_2 .EMP	...	I_N .AGE	I_N .EMP	H .OWN	H .SIZE
40	Yes	35	Yes	...	10	No	No	4
55	No	60	No	...	NULL	NULL	No	3
30	Yes	25	Yes	...	NULL	NULL	Yes	2

Individual 1
Individual 2
...
Individual N
Household

3 Main Ideas of PrivPetal

Recall from Section 1 and Section 2.3 that generating synthetic join keys under DP that effectively capture intra-group and inter-relation correlations is a difficult problem, as correct keys are vital for the output data utility, and yet the keys follow complex distributions that are expensive to approximate in terms of privacy cost. Motivated by this, we explore a radically different direction that avoids generating join keys altogether: synthesizing a *flattened relation (FR)* that merges multiple tables under DP, and subsequently decomposing the FR to obtain the base tables.

Our PrivPetal algorithm builds on this idea, tackling several non-trivial challenges along the way, including the high dimensionality of the FR and the complexities of its synthesis. In the following, Section 3.1 presents the concepts of FR and *permutation relation (PR)*, a surrogate for synthesizing the high-dimensional FR. Section 3.2 introduces *normalized permutation marginals (NPMs)*, derived from PRs, to capture correlations in the FR. Section 3.3 explains how PrivPetal creates a synthetic FR through NPMs.

3.1 Flattened and Permutation Relations

Flattened relation. Consider again our running example, with primary private relation R_H and secondary private relation R_I . Table 3 illustrates the FR, in which each tuple represents a household, formed by concatenating a tuple in R_H with all its join partners in R_I , i.e., individual members of the household (for brevity, only AGE and EMP attributes from R_I are shown). To distinguish attributes from different tables, we prefix them with H (for the household tuple), I_1 (the first join partner), I_2 (second individual), ..., I_N , where N is the maximum number of individuals in any household ($N = 4$ in this example). The FR also includes a derived attribute H .SIZE, which records the number of individuals in each household.

Formally, consider two relations R_I and R_H , with a foreign key A_{FK} in R_I referencing the primary key A_{ID} of R_H . We denote the attribute sets of R_I and R_H by $\mathcal{A}_I = \{I.A_1, I.A_2, \dots\}$ and $\mathcal{A}_H = \{H.A_1, H.A_2, \dots\}$, respectively, excluding the join keys. We assume that R_H is augmented to include a special attribute $H.A_{size} \in \mathcal{A}_H$ (e.g., the derived H .SIZE in Table 3), which represents the number of tuples in R_I referencing each household tuple.

To construct the FR, we group tuples in R_I by their foreign key A_{FK} . A *flattened tuple* in the FR is then obtained by concatenating all R_I tuples in a group and the associated R_H tuple. For instance, in Table 1, the top four individuals in R_I (with the same foreign key $H-ID = 1$) are concatenated with the first household in R_H , to form the first row in Table 3. Given the maximum group size N , we pad NULLs in a flattened tuple, if its corresponding group contains less than N tuples from R_I (e.g., in the second and third rows of Table 3). Then, the FR of R_I and R_H , denoted by $F(R_I, R_H)$, consists of all the flattened tuples produced this way.

As in Table 3, in the FR, we prefix the attributes that come from the i -th member of the household with I_i . We denote the attribute

set of the i -th individual by $\mathcal{A}_{I_i} = \{I_i.A_1, I_i.A_2, \dots\}$. Finally, for each $s \leq N$, let n_s be the number of flattened tuples of group size s in $F(R_I, R_H)$, and $n = \sum_{s \leq N} n_s$ be the total number of flattened tuples in the FR. For flattened tuples with group size s , we denote its attribute set by $\mathcal{A}_s = \mathcal{A}_H \cup \mathcal{A}_{I_1} \cup \dots \cup \mathcal{A}_{I_s}$. Then, \mathcal{A}_N denotes the attribute set of $F(R_I, R_H)$.

Observe that an FR typically has a high dimensionality, since each flattened tuple is produced by concatenating N records from R_I (including padded ones) and one from R_H . This poses a serious problem when applying DP-compliant data synthesis: recall from Section 2.2 that a relation is typically synthesized through marginals, each corresponding to an attribute set. Clearly, the number of possible marginals grows exponentially with the data dimensionality, which is prohibitively expensive for a table with numerous columns such as an FR, as the computation of each marginal incurs a privacy cost under DP. Even if we restrict the number of attributes in a marginal, the number of possible marginals still grows rapidly with N , which can be impractical with a larger N .

To tackle this problem, we introduce a novel concept of *permutation relation* (PR), which approximates an FR using possible combinations of individual tuples, explained below.

Permutation relation. As mentioned above, directly synthesizing the FR is challenging due to its high dimensionality. In addition, two more subtle yet critical issues arise when attempting to synthesize the FR. First, the FR introduces an *artificial order* in each flattened tuple, for its R_I components. For instance, in Table 3, the first flattened tuple contains the attributes of 4 individuals in R_I who belong to the same household, labeled as I_1, I_2, I_3 , and I_4 . The order of these individuals is completely arbitrary; it affects the marginal-based data synthesis process described in Section 2.2. For instance, a marginal with the attributes $\{I_1.AGE, H.OWN\}$ clearly depends on *who* in this household is designated as I_1 , which is an arbitrary decision. Preserving such a marginal in the synthetic data is rather pointless.

Second, the number of marginals grows exponentially with the cardinality of its attribute set. In practice, this forces data synthesis solutions to limit the number of attributes in a marginal. Clearly, this also limits the number of base tuples whose attributes can be included in a marginal, which implies that a flattened tuple only needs to include a much smaller number of base records.

The above insights lead to the concept of permutation relation (PR), in which (i) each tuple contains one record from the referenced table R_H and a small number ($\ll N$) of records from the referencing table R_I , and (ii) the records from R_I are permuted, forming multiple tuples in the PR. Table 4 shows a portion of the PR for our running example, for households with 3 members, i.e., $H.SIZE = 3$. Each tuple contains the attributes of a household (e.g., the second row in Table 1b), as well as 2 individuals (out of the 3 members in the household). The PR includes all permutations of the 2 individuals, e.g., the first two rows in Table 4 differ only by the order of the two individuals. Attributes are prefixed with I_a, I_b, \dots instead of I_1, I_2, \dots to indicate that they are not tied to specific positions.

PrivPetal synthesizes tuples in the FR for each group size separately. Consider synthesizing flattened tuples of group size s , and permutations involving at most o individuals. The *order- o permutation relation* for group size s , denoted as $P_{s,o}(R_I, R_H)$, enumerates all possible o -individual permutations from flattened tuples of group

Table 4: Permutation relation for group size 3.

$I_a.AGE$	$I_a.EMP$	$I_b.AGE$	$I_b.EMP$	$H.OWN$	$H.SIZE$
55	No	60	No	No	3
60	No	55	No	No	3
55	No	25	Yes	No	3
25	Yes	55	No	No	3
...

Individual a
Individual b
Household

size s . For example, Table 4 shows $P_{3,2}(R_I, R_H)$. In PrivPetal, o is a system parameter; thus, we omit o and use $P_s(R_I, R_H)$ to denote the PR with group size s , and use \mathcal{A}_{P_s} to denote the attribute set of $P_s(R_I, R_H)$, excluding primary and foreign keys.

3.2 Normalized Permutation Marginals

Recall from Section 2.2 that DP-compliant data synthesis methods typically use marginals to preserve statistical properties of the underlying data. Formally, given a relation R and a subset S of its attributes, the marginal of R on S , denoted by M_S , is a contingency table such that for each specific attribute value combination $x \in \mathcal{X}_S$, the cell $M_S[x]$ counts the occurrences of x in the column set S , as explained in Section 2.2. Marginals computed from a permutation relation $P_s(R_I, R_H)$ are referred to as *permutation marginals*, which can be utilized to capture different types of correlations in the FR. For instance, in the PR in Table 4 derived from the FR in Table 3:

- The permutation marginal on $\{H.OWN, I_a.EMP\}$ captures the inter-relational correlation for attribute sets $\{H.OWN, I_1.EMP\}$, $\{H.OWN, I_2.EMP\}$, etc., in the FR.
- The permutation marginal on $\{I_a.EMP, I_b.EMP\}$ captures the intra-group correlation for attribute sets $\{I_1.EMP, I_2.EMP\}$, $\{I_1.EMP, I_3.EMP\}$, $\{I_2.EMP, I_3.EMP\}$, etc., in the FR.
- The permutation marginal on $\{I_a.AGE, I_a.EMP\}$ captures the inter-attribute correlation for attribute sets $\{I_1.AGE, I_1.EMP\}$, $\{I_2.AGE, I_2.EMP\}$, etc., in the FR.

Formally, let m be an arbitrary injective mapping from any letter x to an integer. By replacing each individual identifier I_x in S with $I_{m(x)}$, we obtain the corresponding attribute set $S' \subset \mathcal{A}_N$ in the FR. Let $S \rightarrow S'$ denote the relationship between S and S' .

Normalization. Unlike ordinary relations, a PR contains rows with redundant information, causing the counts in the permutation marginals to be larger compared to those derived directly from the original data, i.e., from the FR. For example, consider the attribute set $S = \{I_a.EMP, I_b.EMP\}$ in the running example. The first two rows in the PR shown in Table 4 both contribute to the count for cell (No, No) in marginal M_S . However, these two rows should only be counted once, as they originate from the same row in the FR (i.e., second row in Table 3), with different permutations of the two individuals. This motivates us to introduce *normalized permutation marginals* (NPMs), which are normalized such that the total in each NPM equals n_s , i.e., the number of flattened tuples of group size s in the FR. Formally, for any attribute set $S \subset \mathcal{A}_{P_s}$, the NPM on S for group size s is denoted by $M_{S,s}$. For any attribute value combination $x \in \mathcal{X}_S$, the cell $M_{S,s}[x]$ counts the occurrences of x in columns S

in $P_s(R_I, R_H)$, multiplied by a normalizing factor $\frac{1}{W_s}$, where

$$W_s = \begin{cases} \frac{s!}{(s-o)!}, & \text{if } s \geq o, \\ s!, & \text{if } s < o, \end{cases} \quad (1)$$

is the number of permutation tuples generated by each flattened tuple, and o is the order of the PR which is a system parameter, as described in the previous subsection. After normalization, the contributions of each flattened tuple sum up to 1, which bounds the sensitivity of each flattened tuple, which is important to limit the privacy cost of producing the NPM under DP.

Equivalence to FR marginals. Intuitively, if we permute all individual tuples within each flattened tuple in the FR, then $M_{S,s}$ is equivalent to the marginals counted directly from the FR. By this equivalence, we can construct graphical models from NPMs to approximate the distribution of flattened tuples of each group size s , while preserving the underlying correlations. Formally, we have the following result (proof can be found in Appendix A).

THEOREM 3.1 (APPLICABILITY OF NPMs). *For any group size $s \leq N$, let $F_s(R_I, R_H) \subseteq F(R_I, R_H)$ be the subset of flattened tuples of group size s . Let $\mathbb{F}_s(R_I, R_H)$ be the collection of all the tuples, each given by removing NULLs and then permuting the individual tuples in a flattened tuple in $F_s(R_I, R_H)$. For any attribute sets $S \subset \mathcal{A}_P$ and $S' \subset \mathcal{A}_S$ such that $S \rightarrow S'$, and any $x \in \mathcal{X}_S$:*

$$M_{S,s}[x] = \frac{1}{s!} \mathbb{M}_{S',s}[x],$$

where $\mathbb{M}_{S',s}$ is the marginal counted from $\mathbb{F}_s(R_I, R_H)$ on S' .

By definition, an NPM can be rolled up to obtain another NPM with a smaller attribute set. Specifically, for any attribute set $S' \subset S$, we can obtain $M_{S',s}$ by summing over $M_{S,s}$, i.e., $\forall x' \in \mathcal{X}_{S'}$, we have:

$$M_{S',s}[x'] = \sum_{x \in \mathcal{X}_S, x[S'] = x'} M_{S,s}[x]. \quad (2)$$

This property is particularly useful when $M_{S,s}$ is queried from data, but only a subset S' is required for constructing graphical models. For example, we may have queried $M_{S,s}$ for $S = \{I_a.AGE, I_a.EMP, I_b.AGE\}$, while the NPM on $S' = \{I_a.AGE, I_a.EMP\}$ is required. In this case, we can roll up $M_{S,s}$ to $M_{S',s}$ and use it to construct the model. In the next subsection, we explain how PrivPetal builds graphical models and samples synthetic data using NPMs.

3.3 Data Synthesis via NPMs

Recall that the main idea of PrivPetal is to synthesize a flattened relation (FR) by processing flattened tuples with different group sizes s separately, and subsequently decompose the synthetic FR into base relations as the final output data. As explained before, the FR has rather high dimensionality, meaning that it is infeasible to synthesize an FR, even with a state-of-the-art marginal-based single-relation solution, e.g., [6, 29]. Instead, we need a novel, scalable solution for generating a synthetic FR with NPMs.

Observe that the FR contains all the rows and columns of the referenced relation (R_H in our running example), except for its primary key column. Therefore, this part of the FR can be obtained by running an existing single-relation solution, which produces a synthetic R_H . Next, PrivPetal generates the columns of the FR

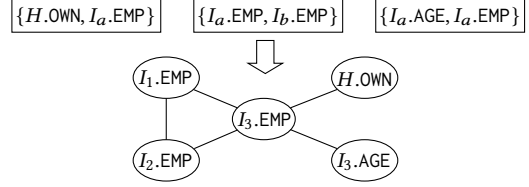


Figure 2: Sample $I_3.EMP$ using NPMs.

corresponding to each of the N partners in a sequential manner, using graphical models computed from the NPMs. Unlike existing solutions that apply a single graphical model for the entire data synthesis process, PrivPetal builds multiple graphical models, one for each column in the FR corresponding to the N join partners. As we explain soon, each graphical model deals with only a selected subset of the columns in the FR (i.e., only a few selective NPMs are involved in the construction of each graphical model), and an NPM can be re-used to estimate multiple marginals in these graphical models, which effectively limits the impact of the high dimensionality of the FR.

We explain the idea of PrivPetal's attribute synthesis process through a concrete example. Consider the synthesis of $I_3.EMP$ in the FR shown in Table 3. Suppose all other attributes have been synthesized. The graphical model for sampling $I_3.EMP$ is depicted in Figure 2, which contains 5 attributes $I_1.EMP, I_2.EMP, I_3.EMP, I_3.AGE$, and $H.OWN$. PrivPetal constructs this graphical model to approximate $\Pr[H.OWN, I_1.EMP, I_2.EMP, I_3.EMP, I_3.AGE]$, conditioned on group size = 3, using three NPMs:

- The NPM on $\{H.OWN, I_a.EMP\}$ is used for $\{H.OWN, I_3.EMP\}$.
- The NPM on $\{I_a.EMP, I_b.EMP\}$ is used for $\{I_1.EMP, I_2.EMP\}$, $\{I_2.EMP, I_3.EMP\}$, and $\{I_1.EMP, I_3.EMP\}$.
- The NPM on $\{I_a.AGE, I_a.EMP\}$ is used for $\{I_3.AGE, I_3.EMP\}$.

Observe that one NPM can be used to approximate multiple marginals of the FR corresponding to different attribute groups, meaning that the number of NPMs that need to be computed can be far lower than the number of marginals involved in the graphical model, which significantly improves the efficiency of the algorithm, since computing each NPM (or marginal) incurs a privacy cost under DP.

PrivPetal then computes $\Pr[I_3.EMP \mid H.OWN, I_1.EMP, I_2.EMP, I_3.AGE]$ with this graphical model, and samples $I_3.EMP$ conditioned on the other attributes. In general, for each individual attribute $I_i.A_j \in \mathcal{A}_N$ to be sampled and each possible group size $s \geq i$, PrivPetal constructs a graphical model to derive such a sampling probability, denoted as $p_s(I_i.A_j \mid C)$, where C is the set of selected attributes correlated to $I_i.A_j$. Then, the values of $I_i.A_j$ for each tuple t in the synthetic FR are sampled using the model corresponding to group size $t[H.A_{size}]$. If every attribute $I_i.A_j$ is sampled in this manner, the synthetic FR will mimic the original FR, and preserve the underlying correlations captured by NPMs.

The above description of the FR synthesis process leaves out a few important details, such as the choice of C , what NPMs are used for constructing graphical models, and how to build such a model under DP. We elaborate on them in the next section.

4 Detailed PrivPetal Algorithm

Sections 4.1- 4.3 focus on how PrivPetal synthesizes two relations linked by a foreign key, covering the overall flow (Section 4.1), the selection of relevant attributes from the FR (Section 4.2), and the

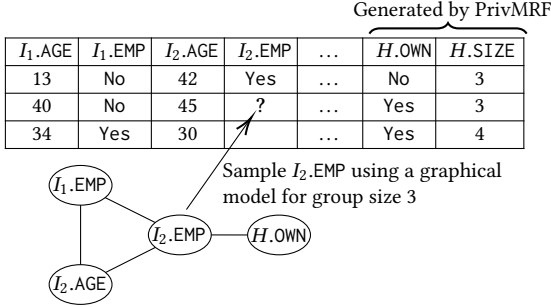


Figure 3: Attribute value synthesis in PrivPetal.

construction of the graphical models (Section 4.3). Then, Section 4.4 extends PrivPetal to the general case with multiple private relations and foreign keys.

4.1 Solution Overview

Given a referencing relation R_I and a referenced relation R_H , PrivPetal creates a synthetic version of the flattened relation $F(R_I, R_H)$, denoted as $\widetilde{F}(R_I, R_H)$. To do so, the solution first adapts a state-of-the-art single-relation method, PrivMRF [6], to synthesize R_H , which constitutes the columns of $F(R_I, \widetilde{R}_H)$ corresponding to R_H . Then, PrivPetal synthesizes each individual attribute $I_i.A_j$ sequentially to complete $\widetilde{F}(R_I, \widetilde{R}_H)$, as demonstrated by Figure 3, with the following steps:

- **Selecting Correlated Attributes:** Identify a set C of attributes that have already been synthesized, which are correlated to $I_i.A_j$.
- **Constructing Graphical Models:** For each group size s , construct a graphical model from NPMs to derive a distribution $p_s(C \cup \{I_i.A_j\})$, and compute $p_s(I_i.A_j | C)$ accordingly.
- **Sampling Attribute Values:** For each tuple $t \in F(R_I, \widetilde{R}_H)$, inspect its group size $s_t = t[H.A_{size}]$ and use the corresponding $p_{s_t}(I_i.A_j | C)$ to sample $t[I_i.A_j]$ based on $t[C]$.

Algorithm 1 overviews the PrivPetal algorithm, where the inputs consist of the two private relations R_I, R_H , as well as 4 scale parameters for injecting random noise required to satisfy DP. The values of these scale parameters are determined later in Section 5. In particular, we assume that the input relation R_H is already augmented with the derived attribute $H.A_{size}$, which records the number of join partners in R_I for each R_H tuple, as described in Section 3.1.

The algorithm starts by invoking an adapted version of PrivMRF [6] (explained soon) to synthesize R_H (Line 1), populating columns in the synthetic FR corresponding to R_H . Additionally, it obtains NPMs from the marginals queried by PrivMRF, and stores them in the initial $\widetilde{\mathcal{M}}_{all}$ (Line 2). Specifically, for any marginal M_S of R_H such that $H.A_{size} \in S$. Let s be any possible group size. The cells for $H.A_{size} = s$ in M_S can be used as an NPM for group size s , since both the cells and the NPM are computed from the R_H tuples with $H.A_{size} = s$, and the normalizing factor $\frac{1}{W_s}$ for the NPM ensures that its total equals n_s . For this purpose, we adapt the original PrivMRF algorithm by modifying the step that creates a set of candidate marginals for selection, by removing all candidates that do not include $H.A_{size}$. This adjustment allows PrivPetal to decompose all

Algorithm 1: PrivPetal For One Foreign Key Reference

Input: Referencing relation R_I , referenced relation R_H , R-score noise scale σ_R , NPM noise scale σ_M , h-score noise scale σ_h , group size noise scale σ_n .

Output: Synthetic relations R_H and R_I .

- 1 Invoke PrivMRF to synthesize R_H , producing \widetilde{R}_H , which constitutes the columns of $\widetilde{F}(R_I, \widetilde{R}_H)$ corresponding to R_H ;
- 2 Decompose the noisy marginals queried by PrivMRF into NPMs, and let them be $\widetilde{\mathcal{M}}_{all}$;
- 3 Calculate the R-scores $\widetilde{R}(\cdot, \cdot)$ for all attribute pairs, each injected with $\mathcal{N}(0, \sigma_R)$ noise independently // Section 4.2;
- 4 Count the number of tuples n_s in $F(R_I, R_H)$ for each group size $s \leq N$, each injected with $\mathcal{N}(0, \sigma_n)$ noise independently;
- 5 $\mathcal{A}_{syn} \leftarrow \mathcal{A}_H$;
- 6 **for each attribute** $I_i.A_j \in \mathcal{A}_N$ **in** $F(\widetilde{R}_I, \widetilde{R}_H)$ **do**
- 7 Construct graphical models and update $\widetilde{\mathcal{M}}_{all}$ by invoking Algorithm 2($I_i.A_j, \widetilde{\mathcal{M}}_{all}, \mathcal{A}_{syn}, \widetilde{R}(\cdot, \cdot), \{\widetilde{n}_s\}, \sigma_M, \sigma_h$);
- 8 Compute $p_s(I_i.A_j | C)$ for each group size $s \geq i$ using the graphical models;
- 9 Sample $t[I_i.A_j]$ for each tuple $t \in F(\widetilde{R}_I, \widetilde{R}_H)$ based on $t[C]$ using $p_{s_t}(I_i.A_j | C)$;
- 10 $\mathcal{A}_{syn} \leftarrow \mathcal{A}_{syn} \cup \{I_i.A_j\}$;
- 11 Decompose $\widetilde{F}(R_I, \widetilde{R}_H)$ to obtain \widetilde{R}_I ;
- 12 **return** $\widetilde{R}_I, \widetilde{R}_H$;

marginals queried by PrivMRF into NPMs, which are subsequently stored in the initial $\widetilde{\mathcal{M}}_{all}$ (Line 2).¹

Next, PrivPetal calculates the R-scores [41] (which signify attribute correlations, detailed in Section 4.2), and injects each with Gaussian noise of scale σ_R independently to satisfy DP (Line 3). Then, for each possible group size $s \leq N$, PrivPetal counts the number of flattened tuples n_s in the FR with group size s , and obtains a noisy version \widetilde{n}_s under DP (Line 4). After that, PrivPetal sets the synthesized attributes \mathcal{A}_{syn} as the household attributes \mathcal{A}_H (Line 5) and sequentially samples individual attributes using graphical models (Lines 6-9). Specifically, for each individual attribute $I_i.A_j \in \mathcal{A}_N$ to be sampled, PrivPetal constructs a graphical model to estimate $p_s(\{I_i.A_j\} \cup C)$ for each group size $s \geq i$ (Line 7), which is elaborated in Section 4.3. Then, for each flattened tuple $t \in F(R_I, \widetilde{R}_H)$, the algorithm uses the corresponding graphical model for group size $s_t = t[H.A_{size}]$ to calculate a conditional probability $p_{s_t}(I_i.A_j | C)$, and samples $t[I_i.A_j]$ based on $t[C]$ (Line 8).

After sampling $I_i.A_j$ for all flattened tuples, PrivPetal adds $I_i.A_j$ to \mathcal{A}_{syn} (Line 9) and proceeds to sample the next individual attribute. Once all individual attributes are sampled, Algorithm 1 recovers groups from $\widetilde{F}(R_I, \widetilde{R}_H)$ to form the synthetic base relation \widetilde{R}_I (Line 10), and returns \widetilde{R}_I and \widetilde{R}_H as the final output.

4.2 Selecting Correlated Attributes

Consider the step in PrivPetal, that synthesizes an $I_i.A_j$ in the FR, i.e., the j -th attribute of the i -th join partner. Let \mathcal{A}_{syn} be the

¹In fact, initializing $\widetilde{\mathcal{M}}_{all}$ by reusing the marginals queried by PrivMRF is just one of the various strategies for identifying NPMs capturing correlations among attributes in the FR. We discuss this issue further in Appendix D.

Algorithm 2: MRF Construction

Input: Target attribute $I_i.A_j$, synthesized attribute set \mathcal{A}_{syn} , noisy NPM set $\widetilde{\mathcal{M}}_{\text{all}}$, noisy R-scores $\widetilde{R}(\cdot, \cdot)$, noisy group sizes $\{\widetilde{n}_s\}$, NPM noise scale σ_M , h-score noise scale σ_h .

Output: MRF structure \mathcal{S} , MRF parameters θ , updated noisy NPM set $\widetilde{\mathcal{M}}_{\text{all}}$.

- 1 Let C be the set of top N_{MRF} attributes in $\mathcal{A}_{\text{gen}} \setminus \{H.A_{\text{size}}\}$ with the highest noisy R-scores pertinent to $I_i.A_j$;
- 2 Let C_{all} be a set such that (i) each $S \in C_{\text{all}}$ is a subset of $\{I_i.A_j\} \cup C$ and (ii) the NPMs on S are in $\widetilde{\mathcal{M}}_{\text{all}}$;
- 3 $\mathcal{S} \leftarrow \emptyset$;
- 4 **for** $t \in [T_1]$ **do**
- 5 Select $S \in C_{\text{all}}$ with the highest h-score $h(S)$;
- 6 Insert S into \mathcal{S} , and remove S from C_{all} ;
- 7 Estimate the parameters of the MRFs from $\widetilde{\mathcal{M}}_{\mathcal{S},s}$ for each $s \geq i$;
- 8 Construct a set C_{new} of candidate attribute sets such that each candidate satisfies λ -usefulness [41];
- 9 **for** $t \in [T_2]$ **do**
- 10 Sample a set C of k attribute sets from C_{new} ;
- 11 Select $S \in C$ with the highest noisy h-score $\widetilde{h}(S)$;
- 12 Insert S into \mathcal{S} , and remove S from C_{new} ;
- 13 $\widetilde{\mathcal{M}}_{\text{all}} \leftarrow$ Algorithm 3($\mathcal{S}, \widetilde{\mathcal{M}}_{\text{all}}, \{\widetilde{n}_s\}, \sigma_M$);
- 14 Estimate the parameters of the MRFs from $\widetilde{\mathcal{M}}_{\mathcal{S},s}$ for each $s \geq i$;
- 15 **return** MRFs for group sizes $s \geq i$, $\widetilde{\mathcal{M}}_{\text{all}}$;

set of previously synthesized attributes. The algorithm needs to identify a subset $C \subset \mathcal{A}_{\text{syn}}$ of attributes that are correlated to $I_i.A_j$. For any attribute pair $A_1, A_2 \in \mathcal{A}_N$, we use the R-score [41] to measure their correlation, which has been shown to be robust under DP. Specifically, the R-score is the difference between the actual marginal on $\{A_1, A_2\}$ and the marginal assuming independence between A_1 and A_2 . In PrivPetal, these marginals are replaced with NPMs to measure attribute correlations in the permutation relation. Since NPMs are parameterized with the group size s , the R-score is adapted to take into account all group sizes:

$$R(A_1, A_2) = \frac{1}{2} \sum_s \left\| M_{\{A_1, A_2\},s} - \frac{1}{n_s} M_{\{A_1\},s} \otimes M_{\{A_2\},s} \right\|_1, \quad (3)$$

where $M_{\{A_1, A_2\},s}$, $M_{\{A_1\},s}$, and $M_{\{A_2\},s}$ are the NPMs for group size s on attribute sets $\{A_1, A_2\}$, $\{A_1\}$, and $\{A_2\}$, respectively. $\|\cdot\|_1$ represent the L_1 norm. \otimes represents the outer product, which produces a marginal on $\{A_1, A_2\}$ under the assumption of their independence. The factor $\frac{1}{n_s}$ normalizes the product to match the original total.

The above R-score measures the correlation by evaluating the difference between $M_{\{A_1, A_2\},s}$ and $\frac{1}{n_s} M_{\{A_1\},s} \otimes M_{\{A_2\},s}$. The summation over s ensures the generality across different group sizes. Based on the R-scores, PrivPetal selects the correlated attribute set C as the top- N_{MRF} (N_{MRF} is system parameter) attributes in $\mathcal{A}_{\text{syn}} \setminus \{H.A_{\text{size}}\}$ with the highest noisy R-scores pertinent to $I_i.A_j$.

4.3 Building Graphical Models

Building Markov random fields (MRFs). Following the state-of-the-art single-relation synthesis method PrivMRF [6], PrivPetal uses MRF as its graphical model, for computing each $p_s(C \cup \{I_i.A_j\})$ from a given set of NPMs $\mathcal{M}_{\mathcal{S},s} = \{M_{\mathcal{S},s} \mid S \in \mathcal{S}\}$, where \mathcal{S}

is the set of attribute sets corresponding to these NPMs (the selection of these NPMs is detailed soon). For any possible tuple $t \in \mathcal{X}_{C \cup \{I_i.A_j\}}$, the MRF defines the distribution value $p_s(t)$ as $p_s(t) \propto \prod_{S \in \mathcal{S}} \exp(\theta_S(t[S]))$, where θ_S is a vector of parameters associated with the attribute set S , and $\theta_S(t[S])$ represents the parameter allocated for $t[S]$. The distribution values are normalized to ensure that $\sum_t p_s(t) = 1$. We refer to \mathcal{S} as the *structure* of the MRF (which is the attribute sets of the given NPMs $\mathcal{M}_{\mathcal{S},s}$ in PrivPetal) and denote the concatenated parameter vector by $\theta = (\theta_S)_{S \in \mathcal{S}}$, which is estimated from $\mathcal{M}_{\mathcal{S},s}$ through maximum likelihood estimation [22].

Next, we detail how PrivPetal constructs an MRF for each individual attribute $I_i.A_j$ and each group size $s = i, \dots, N$, to produce $p_s(C \cup \{I_i.A_j\})$. It suffices to consider the case that the group size $s \geq i$, since otherwise (i.e., $s < i$) $I_i.A_j$ is always NULL. We follow the general framework of PrivMRF [6], adapting it to handle NPMs. Algorithm 2 presents the pseudocode for MRF construction in PrivPetal, which comprises three steps. First, it selects a set of correlated attributes C (Line 1), as described in the previous subsection. Second, it runs T_1 iterations to select queried NPMs in $\widetilde{\mathcal{M}}_{\text{all}}$ (represented by the set C_{all} of corresponding attribute sets) to construct the MRFs (Lines 2-7). Third, it runs T_2 iterations to select new permutation marginals yet to be queried to further refine the MRFs (Lines 8-14). Finally, the algorithm returns the MRFs for all group sizes $s \geq i$ and the updated noisy NPM set $\widetilde{\mathcal{M}}_{\text{all}}$ (Line 15).

The second and third steps follow Algorithm 4 from PrivMRF [6], which iteratively finds the marginal with the largest error, and add it to the MRF to mitigate the error. Specifically, for any candidate attribute set S , the error is measured using the h-score [6]:

$$h(S) = \sum_{s:s \geq i} \|M_{\mathcal{S},s} - p_{\mathcal{S},s}\|_1,$$

where $p_{\mathcal{S},s}$ is the marginal distribution of p_s on S , and is calculated from the MRF through standard algorithms (e.g., junction tree algorithm). To preserve DP, these h-scores are injected with Gaussian noise of scale σ_h to preserve DP, resulting in the noisy h-scores $\widetilde{h}(S)$. Once an attribute set S is added to the structure \mathcal{S} , Algorithm 2 updates the parameters of all MRFs using the corresponding permutation marginals $\widetilde{\mathcal{M}}_{\mathcal{S},s} \subset \widetilde{\mathcal{M}}_{\text{all}}$ (Lines 7 and 14). The hyperparameters T_1, λ, k from PrivMRF are set to be their default values, except for T_2 , which we set to 1 because the Step 2 already yields high-quality MRFs, and only a single iteration is needed to select an additional permutation marginal.

Compared to PrivMRF, Algorithm 2 introduces three non-trivial adaptations. First, the computation of the correlated attributes C is based on the method explained in Section 4.2. Second, it employs a novel module for querying NPMs in Line 13, elaborated soon. Third, it uses the noisy permutation marginals $\widetilde{\mathcal{M}}_{\mathcal{S},s}$ instead of the true marginals $M_{\mathcal{S},s}$ when computing the h-score in Line 5. This avoids direct access to private data, thereby reducing the privacy cost.

Querying NPMs. Algorithm 3 presents the pseudocode for the proposed module for querying NPMs. Among its inputs, S_T is a subset of the attribute set \mathcal{A}_N of $F(R_I, R_H)$, and contains at most o different individual identifiers. The set $\widetilde{\mathcal{M}}_{\text{all}}$ is used to store queried NPMs. The algorithm aims to query $M_{S_T,s}$ for each possible group

Algorithm 3: NPM Querying

Input: Target attribute set S_T , NPM set $\widetilde{\mathcal{M}}_{\text{all}}$, noisy group sizes $\{\widetilde{n}_s\}$, noise scale σ .
Output: Updated NPM set $\widetilde{\mathcal{M}}_{\text{all}}$.

- 1 Let D be the number of different individual identifiers in S_T ;
- 2 Identify S satisfying $S \rightarrow S_T$ in permutation relations;
- 3 **for** each group size $s = D, \dots, N$ **do**
- 4 Count $M_{S,s}$ from the permutation relation $P_s(R_I, R_H)$;
- 5 **if** the group size merging interval I is non-empty **then**
- 6 Merge $M_{S,s}$ over I and inject independent noise $\mathcal{N}(0, \sigma)$ into each merged count;
- 7 Rescale the noisy counts to the original total to obtain $\widetilde{M}_{S,s}$ for each $s \in I$;
- 8 Inject independent noise $\mathcal{N}(0, \sigma)$ into each count of $M_{S,s}$ to obtain $\widetilde{M}_{S,s}$ for each $s \in \{D, \dots, N\} \setminus I$;
- 9 **for** each group size $s = D, \dots, N$ **do**
- 10 **for** each $S' \subset \mathcal{A}_s$ satisfying $S \rightarrow S'$ **do**
- 11 $\widetilde{M}_{S',s} \leftarrow \widetilde{M}_{S,s}$;
- 12 Roll up $\widetilde{M}_{S',s}$ to smaller NPMs;
- 13 Add all the noisy NPMs to $\widetilde{\mathcal{M}}_{\text{all}}$;
- 14 **return** $\widetilde{\mathcal{M}}_{\text{all}}$;

size s , and find all other NPMs that can be represented by $M_{S_T,s}$. It stores all these NPMs in $\widetilde{\mathcal{M}}_{\text{all}}$ for later use.

Let D be the number of different individual identifiers in S_T (Line 1). Algorithm 3 only queries $M_{S_T,s}$ for $s \geq D$. This is because $M_{S_T,s}$ contains more individuals than flattened tuples of group size $s < D$, and cannot be used to synthesize them. Algorithm 3 identifies the attribute set S satisfying $S \rightarrow S_T$ in the permutation relation $P_s(R_I, R_H)$ (Line 2). Then, for each group size $s = D, \dots, N$, it counts the NPM $M_{S,s}$ from $P_s(R_I, R_H)$ (Line 4).

Algorithm 3 then injects noise into $M_{S,s}$ for each s to preserve DP. Note that the total of $M_{S,s}$ equals n_s . If n_s is sufficiently large, Algorithm 3 directly injects Gaussian noise of scale σ into the counts of $M_{S,s}$ (Line 8). Otherwise, a group size merging interval I should be given, and Algorithm 3 merges NPMs across I to improve their resilience to the DP noise (Lines 5-6). It then rescales the merged NPM to the original totals (Line 7). Specifically, for each attribute value combination $x \in \mathcal{X}_S$ and each group size $s \in I$, we have:

$$\text{MergedCount} = \sum_{s' \in I} M_{S,s'}[x],$$

$$\text{NoisyCount} = \text{MergedCount} + \mathcal{N}(0, \sigma),$$

$$\widetilde{M}_{S,s}[x] = \frac{\widetilde{n}_s}{\sum_{s' \in I} \widetilde{n}_{s'}} \text{NoisyCount},$$

where \widetilde{n}_s is the noisy version of n_s , as required by DP. Rescaling with \widetilde{n}_s ensures that merged NPMs maintain the original totals. Intuitively, Algorithm 3 merges the counts over group sizes, and for each $x \in \mathcal{X}_S$ separately. Merged NPMs capture the general correlations for different group sizes and, while potentially introducing some bias, are less susceptible to noise.

Regarding the choice of I , since larger group sizes are often less frequent in real-world data, an optimization is to merge all sizes

Algorithm 4: PrivPetal for Multiple Foreign Keys

Input: Database \mathcal{R} .
Output: Synthetic database $\widetilde{\mathcal{R}}$.

- 1 **for** each public relation $R \in \mathcal{R}$ **do**
- 2 $\widetilde{R} \leftarrow R$;
- 3 Create a list L of private relations in \mathcal{R} by applying a topological sort to the graph of private foreign key references and reverse L ;
- 4 **for** each relation $R \in L$ **do**
- 5 **if** R does not have any foreign keys **then**
- 6 Invoke PrivMRF to synthesize R , producing \widetilde{R} ;
- 7 **else**
- 8 **for** each foreign key $\text{FK}(R, R')$ of R **do**
- 9 Invoke Algorithm 1 with R and R' , producing \widetilde{R} ;
- 10 Merge all resulting \widetilde{R} by merging their foreign keys;
- 11 Set $\widetilde{\mathcal{R}}$ as the collection of all \widetilde{R} ;
- 12 **return** $\widetilde{\mathcal{R}}$;

exceeding a threshold. Alternatively, we can determine the optimal interval by comparing the expected errors of the merged NPMs for different intervals. For brevity, we leave this for future work, and explain the merging in our experiments in Section 6.

After noise injection, Algorithm 3 enumerates all attribute sets $S' \subset \mathcal{A}_s$ satisfying $S \rightarrow S'$ for each $s = D, \dots, N$. It then copies $\widetilde{M}_{S,s}$ to $\widetilde{M}_{S',s}$, projects them into smaller NPMs, and stores all these NPMs in $\widetilde{\mathcal{M}}_{\text{all}}$ (Lines 9-13). We note that the enumeration of S' includes S_T , as we also have $S \rightarrow S_T$. Finally, the updated set $\widetilde{\mathcal{M}}_{\text{all}}$ contains all these noisy NPMs and is returned for later use (Line 14).

4.4 Handling Multiple Foreign Keys

So far, our discussions have focused on the scenario with two relations R_I and R_H and one foreign key $\text{FK}(R_I, R_H)$. Next, we extend PrivPetal to the general case with multiple relations, including one primary private relation and several other secondary private relations depending on it. Given such a database \mathcal{R} , Algorithm 4 presents the pseudocode of PrivPetal for generating a synthetic version $\widetilde{\mathcal{R}}$. Since releasing public relations R does not incur any privacy cost, they are denoted as \widetilde{R} and are preserved in the synthetic database (Lines 1-2). The algorithm then focuses on synthesizing private relations and their foreign keys.

The main idea is to synthesize private relations sequentially, and apply Algorithm 1 to process each of the foreign keys. Since the private foreign key references form a DAG, Algorithm 4 applies a topological sort on the private relations to produce a list L of relations, and reverses L (Line 3). The algorithm then synthesizes private relations in the order of L , by which a referenced relation (e.g., R_H) always precedes its referencing relations (e.g., R_I).

For each private relation R in L , if R does not have any foreign key, PrivPetal simply invokes PrivMRF to generate its synthetic version \widetilde{R} (Line 6). Otherwise, PrivPetal processes the foreign keys sequentially: for each such $\text{FK}(R, R')$, PrivPetal invokes Algorithm 1 with R as R_I and R' as R_H (Line 9). As R references R' , the synthetic version \widetilde{R} is either synthesized in previous iterations according to the order of L or is a public relation released directly. Thus, we

modify Algorithm 1 to avoid regenerating \widetilde{R}' by removing Lines 1-2, and replacing the synthesized \widetilde{R}_H with the existing \widetilde{R}' .

One remaining issue is that we need an alternative method to obtain the initial NPM set $\widetilde{M}_{\text{all}}$ after removing Lines 1-2 in Algorithm 1. Specifically, if \widetilde{R}' is synthesized by the previous iterations of Algorithm 4 using PrivMRF, we decompose its marginals into NPMs and store them in the initial $\widetilde{M}_{\text{all}}$. Otherwise (i.e., \widetilde{R}' is released as a public relation), we apply PrivMRF to R' to obtain the NPMs, without accounting for any privacy cost, as R' does not contain any private information.

When relation R has multiple foreign keys $\text{FK}(R, R')$, multiple \widetilde{R} are synthesized during the above process, with each \widetilde{R} having its respective $\text{FK}(R, R')$. To reconcile the differences among these \widetilde{R} and merge their foreign keys, we synthesize the first \widetilde{R} without any modifications and adjust the subsequent invocations of Algorithm 1. Specifically, in Line 8 of Algorithm 1, only tuples in the first \widetilde{R} are allowed to be sampled, ensuring that all \widetilde{R} share the same collection of tuples. Algorithm 4 then merges all \widetilde{R} and their foreign keys into a single \widetilde{R} by matching their tuples (Line 10). Finally, the algorithm finishes by returning the synthetic database $\widetilde{\mathcal{R}}$, which is the collection of all synthetic relations (Lines 11-12).

Discussion. PrivPetal strives to generate a synthetic database that statistically mimics the input database, and preserves various dependencies and integrity constraints. For row-level dependencies, when rows in a relation follow different distributions conditioned on an attribute, such as YEAR, PrivPetal can capture inter-attribute correlations specific to the YEAR attribute. It then synthesizes different tuples for each year, preserving the corresponding row-level dependencies. Similarly, for functional dependencies $X \rightarrow Y$, PrivPetal seeks to preserve these by capturing the inter-attribute correlations for X and Y . The same case applies to multivalued dependencies, provided PrivPetal captures all inter-attribute correlations related to these dependencies. We note that, however, the preservation of such dependencies is not guaranteed, since PrivPetal may omit inter-attribute correlations that are either weak or involve too many attributes. Furthermore, the synthetic database may deviate from these dependencies due to the noise introduced by DP.

Regarding integrity constraints, PrivPetal enforces primary key constraints by assigning a unique primary key value to each tuple and enforces foreign key constraints by generating values that correspond exclusively to existing primary keys. Additionally, NOT NULL and CHECK constraints are enforced by limiting the domains of attributes. One limitation of PrivPetal is that it cannot effectively enforce composite key constraints, since the method cannot ensure the uniqueness of each combination of attribute values in a composite key.

5 Privacy Analysis

In this section, we demonstrate that PrivPetal satisfies (ϵ, δ) -DP. We begin by introducing the concept of L_2 sensitivity and a foundational result on the application of Gaussian noise.

Definition 5.1 (L_2 Sensitivity [11]). Let f be a function that maps a database to a real vector. The L_2 sensitivity of f , denoted as $\Delta(f)$, is the maximum value of $\|f(\mathcal{R}) - f(\mathcal{R}')\|_2$ for any two neighbor databases \mathcal{R} and \mathcal{R}' , where $\|\cdot\|_2$ denotes the L_2 norm.

THEOREM 5.2 (ANALYTIC GAUSSIAN MECHANISM [3]). Let $\{f_1, \dots, f_k\}$ be a set of functions. For any $i = 1, \dots, k$, suppose that we inject independent Gaussian noise $\mathcal{N}(0, \sigma_i^2)$ into each element in f_i 's output. Then, the perturbed functions as a whole satisfy (ϵ, δ) -DP, iff

$$\Phi\left(\frac{\gamma}{2} - \frac{\epsilon}{\gamma}\right) - e^\epsilon \cdot \Phi\left(-\frac{\gamma}{2} - \frac{\epsilon}{\gamma}\right) \leq \delta, \quad (4)$$

where Φ is the cumulative distribution function of the standard normal distribution, and

$$\gamma = \sqrt{\sum_{i=1}^k \left(\frac{\Delta(f_i)}{\sigma_i}\right)^2}. \quad (5)$$

Since PrivPetal injects Gaussian noise into all its query results, we leverage this theorem to demonstrate its DP guarantee. Given the desired privacy parameters ϵ and δ , we find the largest γ such that Eq. (4) is satisfied, and then select the noise scales σ_i according to Eq. (5). Specifically, we refer to $\sum_{i=1}^k \left(\frac{\Delta(f_i)}{\sigma_i}\right)^2$ as the *privacy cost* associated with $\{f_i\}$. We then quantify the privacy costs of the algorithms using noise scales, and ensure that the square root of the total privacy costs is smaller than γ .

Consider using Algorithm 4 to synthesize a database. Neighbor databases differ by adding or removing a tuple from the primary private relation and all its dependent tuples, as described in Section 2.1. The number of added or removed tuples can vary for different foreign keys $\text{FK}(R, R')$, leading to different privacy costs for the subroutines of PrivPetal. To quantify these costs, we let τ denote the maximum number of tuples in R' that can change.

Next, we quantify the privacy cost of each algorithm. Both Algorithm 1 and Algorithm 4 use PrivMRF as a subroutine. As PrivMRF also uses the analytic Gaussian mechanism, we can denote its privacy cost by C_H , as given by Lemma 2 in [6]. We then have the following theorems, with proofs deferred to Appendix B and Appendix C.

THEOREM 5.3. The privacy cost of applying PrivMRF to R' is:

$$C_{\text{PrivMRF}} = \tau^2 C_H. \quad (6)$$

THEOREM 5.4. The privacy cost of applying Algorithm 1 to R and R' , with Lines 1-2 removed, is:

$$C_{\text{one-FK}} = 2\tau^2 \frac{|\mathcal{A}_H|^2 + 2|\mathcal{A}_H||\mathcal{A}_I| + 2|\mathcal{A}_I|^2 - |\mathcal{A}_H|}{\sigma_R^2} + \frac{\tau^2}{\sigma_h^2} + \tau^2 T_2 N |\mathcal{A}_I| \left(\frac{k}{\sigma_h^2} + \frac{1}{\sigma_M^2} \right). \quad (7)$$

Finally, the total privacy cost of Algorithm 4 is given by summing the privacy costs of applying PrivMRF and applying Algorithm 1. For example, in the simplest case where the database contains only two private relations R_I and R_H , the total privacy cost is $C_{\text{PrivMRF}} + C_{\text{one-FK}}$, with $\tau = 1$.

For the distribution of the privacy cost in Algorithm 1, we allocate the three summation terms in Eq. (7) in a 1 : 1 : 8 ratio. This is because the third term is used for constructing MRFs with Algorithm 2, and should incur the highest privacy cost. Additionally, we let $\frac{k}{\sigma_h^2} : \frac{1}{\sigma_M^2} = 1 : 9$ because h-scores are used for selecting NPMs, while NPMs are used for capturing correlations directly and are more informative. In Algorithm 4, the distribution of privacy costs

Table 5: Statistics of census datasets.
(a) California

Relation	# records	# attributes	domain size
Individual	1,690,642	23	$\approx 6.77 \times 10^{12}$
Household	616,115	10	$\approx 3.24 \times 10^7$

(b) Île-de-France

Relation	# records	# attributes	domain size
Individual	4,297,133	14	$\approx 1.84 \times 10^{10}$
Household	1,911,412	10	$\approx 1.24 \times 10^7$

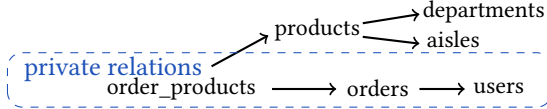


Figure 4: Foreign key dependencies in Instacart.

among the invocations of PrivMRF and Algorithm 1 depends on the scales of relations and the overall database schema. In particular, the number of NPMs queried by PrivPetal increases linearly with the number of attributes in the relations. Consequently, the scale of noise also increases, resulting in a higher error in the synthetic database. To mitigate this problem, relations with more attributes should be allocated a higher privacy cost. Furthermore, when the input database contains a larger number of foreign keys, the privacy cost allocated to each relation decreases, which can lead to increased error. Particularly, relations located downstream in the DAG of the foreign key dependencies should be allocated a higher privacy cost, as queries on these relations usually incur higher sensitivity. We explain the specifics of privacy budget allocation in our experiments in Section 6.4.

6 Experiments

We evaluate the performance of PrivPetal using census datasets, the Instacart dataset, and the TPC-H benchmark, on a Linux server configured with a 32-core 3.0GHz CPU. Each run of PrivPetal was completed within 11 hours. Section 6.1 describes the experimental setup. Sections 6.2, 6.3 and 6.4 present the evaluation results.

6.1 Setup

Datasets. We use two real-world census datasets collected from [8, 34]. Their statistics are presented in Table 5. Both the California and Île-de-France datasets contain an individual relation and a household relation, with each individual referencing a household. We set the household relation as the primary private relation, and the individual relation as the secondary private relation.

The Instacart dataset [35] is a real-world e-commerce dataset from a grocery ordering and delivery application, and comprises approximately 3,000,000 orders and 200,000 users. It includes six tables with five foreign key dependencies, as shown in Figure 4. We assume that the users relation is the primary private relation, and orders and order_products are secondary private relations, resulting in three private foreign keys in total.

For the TPC-H benchmark [1], its schema is depicted in Figure 5. Orders and Lineitem are designated as the primary private relation and the secondary private relation, respectively, resulting in three private foreign keys. The original TPC-H benchmark generates tuples and foreign keys using uniform distributions. Therefore, the correlations in the database are negligible, making it unsuitable for

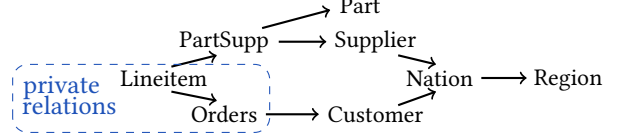


Figure 5: Foreign key dependencies in TPC-H.

evaluating synthesis methods. To address this problem, we adopt similar modifications as in [7] to introduce significant correlations into TPC-H. This ensures a fair comparison between PrivPetal and PrivLava [7], and highlights their capability to synthesize correlated relational data. Specifically, we apply the following modifications:

- (1) We assign a weight to the P_TYPE attribute in Part, ranging from [0.2, 1], and another weight to the P_BRAND attribute, ranging from [0.2, 2]. The L_QUANTITY attribute in Lineitem is then multiplied by the product of these two weights. This step introduces inter-relational correlations between Lineitem and PartSupp, as well as intra-group correlations among lineitems that share the same PartSupp.
- (2) For each year, we redistribute the orders such that 40% of them refer to 15% of the customers, while the remaining 60% of orders refer to the other 85% of customers. This creates an inter-relational correlation between Customer and Orders.
- (3) For each year y , we drop orders with a 75% probability, except for those containing $(y - 1992)$ lineitems. This introduces a correlation between order size and order year.
- (4) If the O_ORDERPRIORITY attribute in Orders is 1-URGENT or 2-HIGH, then the L_SHIPMODE attribute in Lineitem has a 50% chance of being AIR or REG AIR. Otherwise, that probability is reduced to 10%. This induces an inter-relational correlation between Orders and Lineitem.

Baselines. PrivLava [7] is the state-of-the-art method for synthesizing multi-relation databases under DP. We adopt PrivLava alongside three DP single-relation synthesis methods as baselines: PrivMRF [6], PB-PGM [30], and PrivBayes [41]. In addition, we modify these single-relation methods to synthesize foreign keys. First, we use 80% of the privacy cost to create synthetic versions for private relations. Then, we generate a noisy histogram \tilde{H} recording the group size distribution for each private foreign key $FK(R, R')$, with the remaining 20% of the privacy cost. Finally, we randomly link the synthetic tuples in R with those in R' , ensuring that the group size distribution in \tilde{H} is maintained.

Privacy Parameters. We vary the privacy parameter ϵ for (ϵ, δ) -DP, fixing δ to the inverse of the number of tuples in the secondary private relation, which aligns with previous work [4, 6, 7, 13, 19].

6.2 Results on California

In this experiment, we evaluate the performance of each method based on the utility of the synthetic census datasets. Our evaluation, aligned with the approach in PrivLava [7], involves a set of queries on both the synthetic and original data. The utility of the synthetic data is then measured by the relative errors of these queries. Evaluations on more complex tasks, such as machine learning or exploratory data analytics, are left as future work.

Each query, denoted by $Q(s, P_H, c, \{P_i\})$, counts the number of households h in data, based on three criteria: (i) the household contains a total of s individuals; (ii) the household meets a predicate

P_H on its attributes; and (iii) the household includes c individuals p_1, \dots, p_c , such that each p_i meets a predicate P_i on its attributes.

We use queries that have $c = 1$ and $c = 2$, with a randomly selected s . For P_H and $\{P_i\}$, we use 1- and 2-attribute conjunctive predicates. Specifically, we randomly select each household/individual attribute A , and a subset S_A from its domain \mathcal{X}_A , avoiding duplicated attributes in a predicate. Then, a tuple t meets the predicate if $t[A] \in S_A$ for each A . We set S_A such that the overall selectivity of attributes is 0.2 when the query is imposed on uniformly distributed data. This is achieved by setting each $|S_A| = \lfloor (0.2)^{\frac{1}{k}} |\mathcal{X}_A| \rfloor$, where k is the total number of attributes in the query.

Let \mathcal{R} be the input census database, and $\tilde{\mathcal{R}}$ be a synthetic census database generated by a DP synthesis method. The error of Q indicates if $\tilde{\mathcal{R}}$ preserves the inter-relational correlations of $\tilde{\mathcal{R}}$ as Q involves both household attributes and individual attributes. Additionally, it indicates if $\tilde{\mathcal{R}}$ preserves the intra-group correlations when $c > 1$, and the inter-attribute correlations when the predicates are 2-attribute conjunctive predicates. We evaluate the performance of the synthesis methods by the relative error of $\tilde{\mathcal{R}}$ w.r.t Q :

$$\frac{\text{absolute error of } Q}{\max\{\text{actual result of } Q, 0.01n\}}, \quad (8)$$

where n is the number of households in \mathcal{R} , and $0.01n$ is a regularization term to mitigate the impact of very small query results.

For PrivPetal, we adopt order-3 permutation relations and set the group size merging interval I as $[5, +\infty)$. The relative errors for the California and Ile-de-France datasets are presented in Figures 6 and 8, respectively. The results are averaged over ten runs, each with 10,000 queries. To accommodate the wide range of errors produced by different methods, we break the y-axis and omit intermediate ticks. These results demonstrate that PrivPetal significantly outperforms all baselines, often by a considerable margin. The errors for single-relation methods remain constant regardless of the variations of ϵ , indicating their inability to capture correlations induced by foreign keys. Conversely, the errors for PrivPetal decrease as ϵ increases, demonstrating its effective modeling for foreign keys. Furthermore, when ϵ is sufficiently large (e.g., $\epsilon = 1.60, 3.20$), the errors of PrivPetal are much smaller than those of PrivLava, indicating a more nuanced modeling for foreign keys.

In addition, to clearly demonstrate the correlations captured by the synthesis methods, we measure the Pearson correlation coefficients for continuous attributes in the synthetic data and present these results in Figure 7. The black dashed lines indicate the coefficients measured on the original input data. The closer the other methods' correlation coefficients are to these black dashed lines, the better the synthesis methods, as it shows that correlations in the synthetic data retain the same strength as in the original data. Specifically, for inter-relational correlations, we join the synthetic individual relation and household relation, and measure the Pearson correlation coefficients of two continuous attributes taken respectively from these two relations, as presented in Figures 7 (a)(b)(c). For intra-group correlations, we apply a self-join to the synthetic individual relation, and measure the Pearson correlation coefficients of one continuous attribute from the two joined parts, as shown in Figure 7 (d). This presents the correlations of attributes from co-existing individuals. These results consistently indicate that PrivPetal's correlation coefficients lie closest to the true correlation

coefficients, thereby outperforming all baselines. This aligns with the findings from our earlier evaluation based on relative errors of queries.

6.3 Results on Instacart

In this experiment, we evaluate the performance of all methods on the Instacart dataset by applying the same relative error metric defined in Eq. (8), where referencing tuples are treated as individual tuples and referenced tuples are treated as household tuples. Compared with the census datasets, the Instacart dataset contains significantly larger groups of referencing tuples. As such, the random predicates Q are much easier to be satisfied, resulting in uniformly high selectivity for all methods. Consequently, to better distinguish the quality of the generated synthetic data, we reduce the overall selectivity of attributes from 0.2 to 0.01.

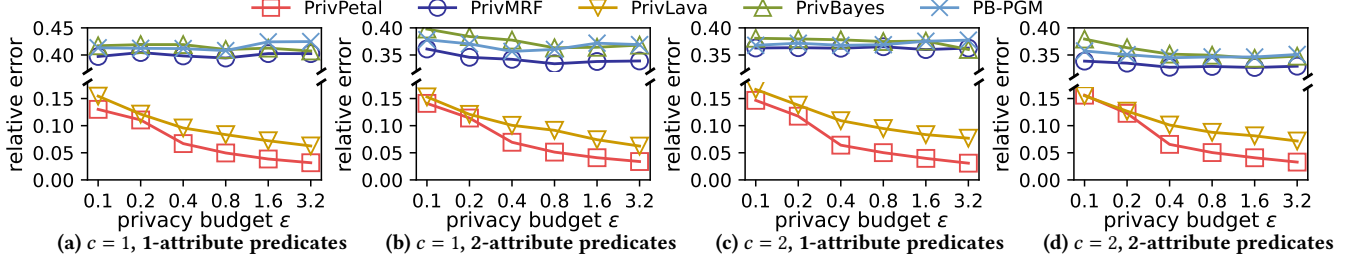
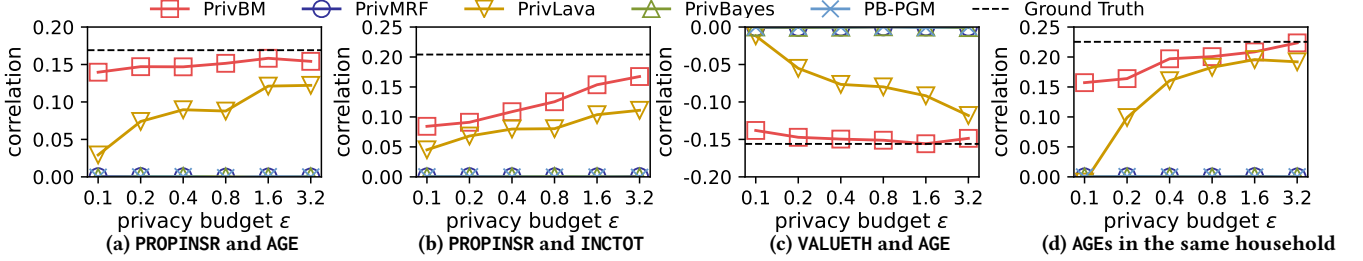
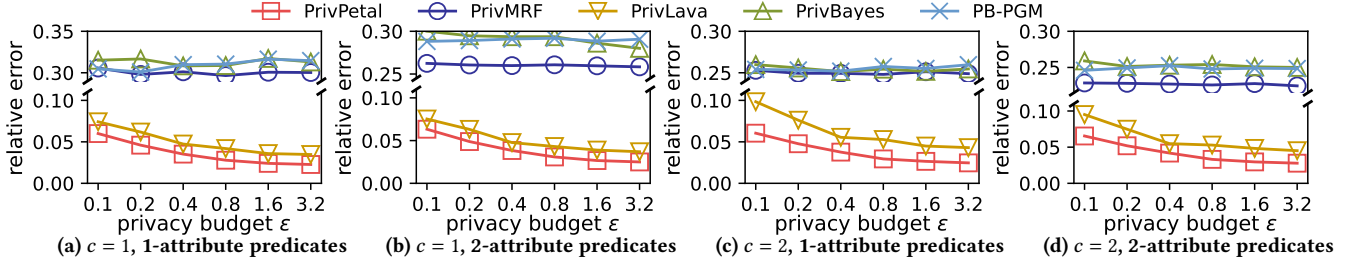
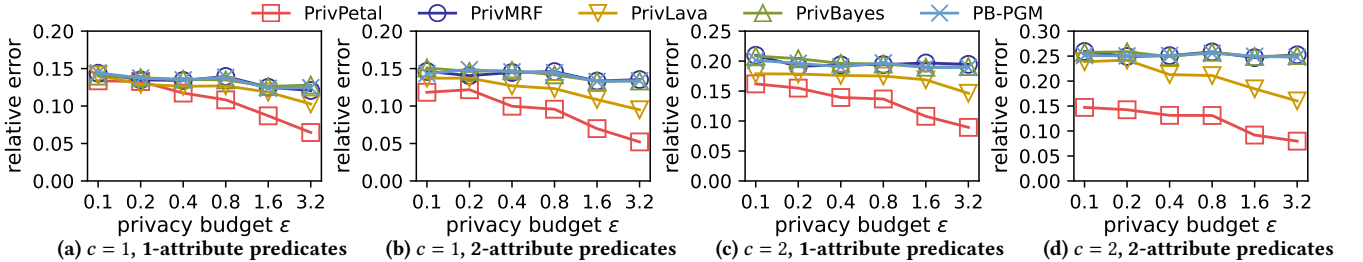
The results are presented in Figures 9 and 10. Specifically, Figure 9 illustrates the relative errors of all methods measured from the `order_products` and `orders` relations, while Figure 10 shows the relative errors measured from the `orders` and `users` relations. We observe that PrivPetal consistently outperforms all other methods by a substantial margin, further demonstrating its superiority in generating high-utility synthetic data under DP.

6.4 Results on TPC-H

In this experiment, we use 8 aggregate queries: Q4, Q5, Q7, Q9, Q12, Q14, Q17, and Q19 from the TPC-H benchmark to assess the performance of each method with relative errors. The regularization term is excluded, as the query answers are all of significant magnitude. For PrivPetal, we use 50% of the privacy cost for the foreign key from `Orders` to `Customer` since the number of tuples in `Customer` is small. Then, each of the remaining two foreign keys shares 25% of the privacy cost. This allocation avoids hyperparameter tuning that may disclose private information about the data.

We adopt 3-order permutation relations and set the group size merging interval I as $[2, +\infty)$ for PrivPetal. The relative errors of all methods averaged over ten runs, are presented in Figure 11. Consistent with the experimental results of the census datasets, PrivPetal outperforms its competitors significantly by a large margin in most cases. This demonstrates its superiority in synthesizing databases with foreign keys under DP. PrivLava performs poorly on Q7, Q14, Q17, and Q19 when $\epsilon = 0.2, 0.4$. This observation supports our claim that PrivLava struggles to maintain data utility when the privacy budget is highly restricted. Meanwhile, the errors of PrivPetal and PrivLava regarding Q4 are close. This is because Q4 mainly depends on the accuracy of group sizes, which are effectively captured by both PrivPetal and PrivLava. In addition, PrivPetal and PrivLava exhibit comparable errors regarding Q9 when $\epsilon = 1.6, 3.20$. The reason is that Q9 depends on the two foreign keys of `Lineitem`. Both PrivPetal and PrivLava rely on merging synthetic relations to merge foreign keys, which equally affects their capability to precisely preserve correlations.

Since TPC-H does not contain continuous attributes across any two relations linked by a foreign key, we cannot measure inter-relational correlations using Pearson correlation coefficients. Instead, we focus on intra-group correlations, as shown in Figure 12. Following the approach in Section 6.2, we perform a self-join of the `Lineitem` relation on its `PART_KEY`, then measure the correlation

Figure 6: California: relative error vs. ϵ .Figure 7: California: Pearson correlation coefficient vs. ϵ .Figure 8: Île-de-France: relative error vs. ϵ .Figure 9: Insacart: relative error of order_products and orders tables vs. ϵ .

among L_QUANTITY values that share the same PART_KEY. The results demonstrate that PrivPetal outperforms all baselines with a large margin, as its coefficients are the closest to the true values in all cases.

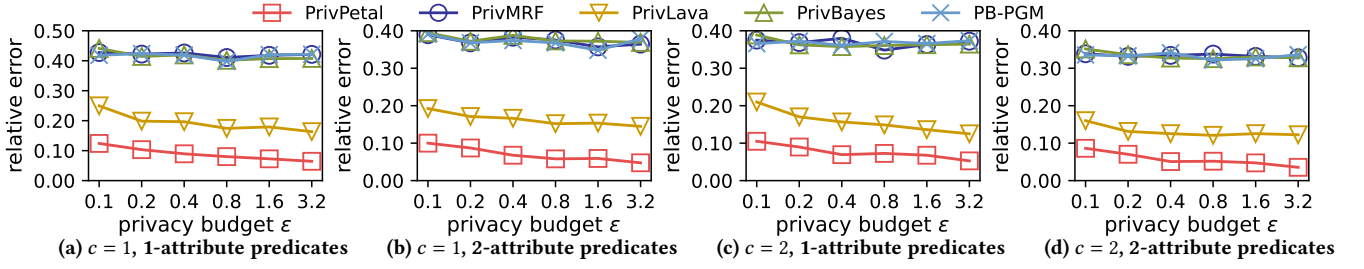
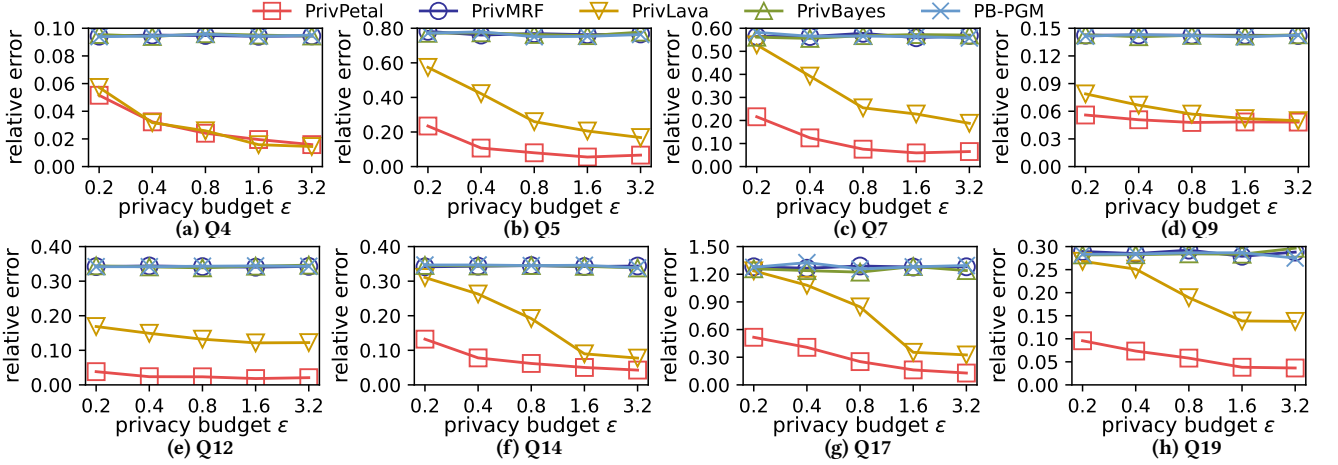
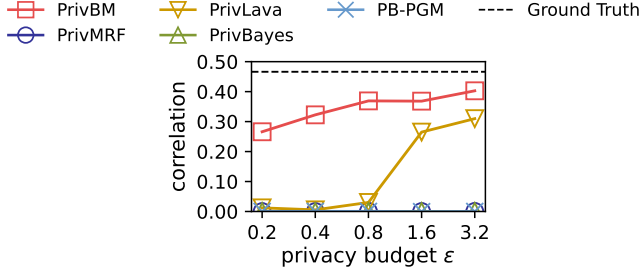
7 Related Work

There has been significant progress in synthesizing single-relation databases under DP. Among these, marginal-based methods [5, 6, 9, 25, 29, 30, 33, 41–43] have achieved state-of-the-art results. These methods employ statistical models constructed from marginals to generate synthetic data under DP. For example, PrivBayes [41] constructs a Bayesian network using marginal distributions, while PGM [30] uses MRFs to mitigate the inconsistencies in marginals caused by the noise of DP. More recently, PrivMRF [6] introduces a structure-learning framework for MRFs under DP. However, these

methods are limited to single-relation databases and do not account for the complex inter-relational and intra-group correlations introduced by foreign keys.

There are also non-marginal-based methods [17, 18, 20, 24, 27, 31, 32, 37, 37–40, 44] for synthesizing single-relation databases. For instance, MWEM [17] assumes a workload of queries as input and improves the quality of the synthetic data by optimizing the errors of the workload. Alternatively, Table-GAN [32] utilizes generative adversarial networks to synthesize relations. Although these methods provide valuable contributions to the toolkit for DP synthesis, they similarly fall short in handling foreign keys.

Regarding synthesizing databases with foreign keys under DP, PrivLava [7] proposes to group tuples based on foreign key values and classifies them into different types. Then, it synthesizes relations by synthesizing groups corresponding to each type. However,

Figure 10: Insacart: relative error of orders and users tables vs. ϵ .Figure 11: TPC-H: relative error vs. ϵ .Figure 12: TPC-H: Pearson correlation coefficient vs. ϵ .

PrivLava incurs a high privacy cost as it needs to refine the types accurately in an iterative manner. Additionally, it must define a large number of types to represent a variety of groups, which increases the difficulty of learning each type. Our method, on the contrary, synthesizes relations linked by foreign keys with possible permutations of tuples. This strategy avoids the high privacy cost for learning types and provides a more granular method for synthesizing relations.

Notably, Ghazi et al. [14] propose a novel algorithm for releasing relational data and establishing lower bounds on the errors of their queries, demonstrating that their algorithms achieve near-optimal performance. Although this work significantly advances the field of DP data synthesis, it is not directly comparable with PrivPetal due to fundamental differences in its DP definition and ours. Specifically, the privacy notion in [14] defines databases as neighboring if one can be converted into the other by adding or removing a single tuple, without considering foreign key constraints. In contrast, our

definition assumes that deleting one tuple has the cascading effect of removing all tuples dependent on it. Both definitions have been used in the literature of DP, and our privacy notion provides stronger privacy protection, as we demonstrate in Appendix E with analysis and experiments. Additionally, [14] is a theoretical study focusing on synthesizing data to answer linear queries over multi-table joins, whereas PrivPetal is task-agnostic and applicable to a broad range of applications.

There are also non-DP synthesis methods for relational databases with foreign keys. Previous work [13, 15] uses predefined constraints to guide the generation of foreign keys. However, the derivation of these constraints under DP remains unresolved. One approach [26] proposes to use a parametric factor graph to model the database and sample tuples from the model to obtain the synthetic data. Other approaches [21, 23, 28] preserve the original foreign keys while perturbing other attributes to protect privacy. These methods, however, do not provide strong privacy guarantees.

8 Conclusion

This paper presents PrivPetal, a novel algorithm for synthesizing relational data with foreign keys under (ϵ, δ) -DP. PrivPetal enumerates possible permutations of tuples in permutation relations, and uses marginals queried from them to synthesize attributes sequentially. As these NPMs capture inter-attribute, intra-group, and inter-relational correlations, the generated synthetic data mimics the original database with high utility. Extensive experiments demonstrate the superiority of PrivPetal against state-of-the-art DP synthesis methods. For future work, we plan to explore how large language models (LLMs) can be utilized to enhance data synthesis

under DP. For example, we might utilize a public pre-trained LLM to reduce the number of NPM queries since we can already obtain

an educated guess for data correlations through the LLM, which promises a significant reduction of privacy cost.

References

- [1] 2022. TPC-H benchmark homepage. <https://www.tpc.org/tpch/>.
- [2] Nazmiye Ceren Abay, Yan Zhou, Murat Kantarcioglu, Bhavani Thuraisingham, and Latanya Sweeney. 2018. Privacy Preserving Synthetic Data Release Using Deep Learning. In *Machine Learning and Knowledge Discovery in Databases - European Conference*, Vol. 11051. 510–526.
- [3] Borja Balle and Yu-Xiang Wang. 2018. Improving the gaussian mechanism for differential privacy: Analytical calibration and optimal denoising. In *Proceedings of the 35th International Conference on Machine Learning*. 394–403.
- [4] Johes Bater, Yongjoo Park, Xi He, Xiao Wang, and Jennie Rogers. 2020. Saqe: Practical privacy-preserving approximate query processing for data federations. *Proceedings of the VLDB Endowment* 13, 12 (2020), 2691–2705.
- [5] Vincent Bindschaedler, Reza Shokri, and Carl A Gunter. 2017. Plausible deniability for privacy-preserving data synthesis. *Proceedings of the VLDB Endowment* 10, 5 (2017), 481–492.
- [6] Kuntai Cai, Xiaoyu Lei, Jianxin Wei, and Xiaokui Xiao. 2021. Data synthesis via differentially private Markov random fields. *Proceedings of the VLDB Endowment* 14, 11 (2021), 2190–2202.
- [7] Kuntai Cai, Xiaokui Xiao, and Graham Cormode. 2023. Privlava: synthesizing relational data with foreign keys under differential privacy. *Proceedings of the ACM on Management of Data* 1, 2 (2023), 1–25.
- [8] Minnesota Population Center. 2020. Integrated public use microdata series, international: Version 7.3 [dataset]. Minneapolis, MN: IPUMS. <https://doi.org/10.18128/D020.V7.3>.
- [9] Xue Chen, Cheng Wang, Qing Yang, Teng Hu, and Changjun Jiang. 2023. Locally differentially private high-dimensional data synthesis. *Science China Information Sciences* 66, 1 (2023).
- [10] Graham Cormode, Cecilia Procopiuc, Divesh Srivastava, and Thanh TL Tran. 2012. Differentially private summaries for sparse data. In *Proceedings of the 15th International Conference on Database Theory*. 299–311.
- [11] Cynthia Dwork, Frank McSherry, Kobbi Nissim, and Adam Smith. 2006. Calibrating noise to sensitivity in private data analysis. In *Theory of Cryptography*. 265–284.
- [12] Marco Gaboardi, Emilio Jesús Gallego Arias, Justin Hsu, Aaron Roth, and Zhiwei Steven Wu. 2014. Dual query: Practical private query release for high dimensional data. In *Proceedings of the 31th International Conference on Machine Learning*. 1170–1178.
- [13] Chang Ge, Shubhankar Mohapatra, Xi He, and Ihab F Ilyas. 2021. Kamino: Constraint-aware differentially private data synthesis. *Proceedings of the VLDB Endowment* 14, 10 (2021), 1886–1899.
- [14] Badih Ghazi, Xiao Hu, Ravi Kumar, and Pasin Manurangsi. 2023. Differentially Private Data Release over Multiple Tables. In *Proceedings of the 42nd ACM SIGMOD-SIGACT-SIGAI Symposium on Principles of Database Systems*. 207–219.
- [15] Amir Gilad, Shweta Patwa, and Ashwin Machanavajjhala. 2021. Synthesizing linked data under cardinality and integrity constraints. In *Proceedings of the 2021 ACM SIGMOD International Conference on Management of Data*. 619–631.
- [16] Mark A. Hall. 2000. Correlation-based Feature Selection for Discrete and Numeric Class Machine Learning. In *ICML*. 359–366.
- [17] Moritz Hardt, Katrina Ligett, and Frank McSherry. 2012. A simple and practical algorithm for differentially private data release. In *Advances in Neural Information Processing Systems* 25. 2348–2356.
- [18] Stella Ho, Youyang Qu, Bruce Gu, Longxiang Gao, Jianxin Li, and Yong Xiang. 2021. DP-GAN: Differentially private consecutive data publishing using generative adversarial nets. *Journal of Network and Computer Applications* 185 (2021), 103066.
- [19] Noah Johnson, Joseph P Near, and Dawn Song. 2018. Towards practical differential privacy for SQL queries. *Proceedings of the VLDB Endowment* 11, 5 (2018), 526–539.
- [20] James Jordon, Jinsung Yoon, and Mihaela Van Der Schaar. 2019. PATE-GAN: Generating synthetic data with differential privacy guarantees. In *Proceedings of the 7th International Conference on Learning Representations*.
- [21] Christopher T Kenny, Shiro Kuriwaki, Cory McCartan, Evan TR Rosenman, Tyler Simko, and Kosuke Imai. 2021. The use of differential privacy for census data and its impact on redistricting: The case of the 2020 US Census. *Science Advances* 7, 41 (2021), eabk3283.
- [22] Daphne Koller and Nir Friedman. 2009. *Probabilistic graphical models: principles and techniques*.
- [23] Amy Lauger, Billy Wisniewski, and Laura McKenna. 2014. Disclosure avoidance techniques at the US Census Bureau: Current practices and research. *Center for Disclosure Avoidance Research, US Census Bureau* (2014).
- [24] Haoran Li, Li Xiong, and Xiaoqian Jiang. 2014. Differentially private synthesization of multi-dimensional data using copula functions. In *Proceedings of the 17th International Conference on Extending Database Technology*. 475–486.
- [25] Gaoyuan Liu, Peng Tang, Chengyu Hu, Chongshi Jin, and Shanqing Guo. 2023. Multi-Dimensional Data Publishing With Local Differential Privacy. In *Proceedings 26th International Conference on Extending Database Technology*. 183–194.
- [26] Málte Luttermann, Ralf Möller, and Mattis Hartwig. 2024. Towards Privacy-Preserving Relational Data Synthesis via Probabilistic Relational Models. In *German Conference on Artificial Intelligence (Künstliche Intelligenz)*. 175–189.
- [27] Chuan Ma, Jun Li, Ming Ding, Bo Liu, Kang Wei, Jian Weng, and H Vincent Poor. 2023. RDP-GAN: A rényi-differential privacy based generative adversarial network. *IEEE Transactions on Dependable and Secure Computing* 20, 6 (2023), 4838–4852.
- [28] Laura McKenna. 2018. *Disclosure avoidance techniques used for the 1970 through 2010 decennial censuses of population and housing*. Technical Report. US Census Bureau, Center for Economic Studies.
- [29] Ryan McKenna, Brett Mullins, Daniel Sheldon, and Gerome Miklau. 2022. AIM: An Adaptive and Iterative Mechanism for Differentially Private Synthetic Data. *Proceedings of the VLDB Endowment* 15, 11 (2022), 2599–2612.
- [30] Ryan McKenna, Daniel Sheldon, and Gerome Miklau. 2019. Graphical-model based estimation and inference for differential privacy. In *Proceedings of the 36th International Conference on Machine Learning*. 4435–4444.
- [31] Noman Mohammed, Rui Chen, Benjamin CM Fung, and Philip S Yu. 2011. Differentially private data release for data mining. In *Proceedings of the 17th ACM SIGKDD International Conference on Knowledge Discovery and Data Mining*. 493–501.
- [32] Noseong Park, Mahmoud Mohammadi, Kshitij Gorde, Sushil Jajodia, Hongkyu Park, and Youngmin Kim. 2018. Data synthesis based on generative adversarial networks. *Proceedings of the VLDB Endowment* 11, 10 (2018), 1071–1083.
- [33] Xuebin Ren, Chia-Mu Yu, Weiren Yu, Shusen Yang, Xinyu Yang, Julie A McCann, and S Yu Philip. 2018. LoPub: high-dimensional crowdsourced data publication with local differential privacy. *IEEE Transactions on Information Forensics and Security* 13, 9 (2018), 2151–2166.
- [34] Steven Ruggles, Sarah Flood, Ronald Goeken, Megan Schouweiler, and Matthew Sobek. 2022. IPUMS USA: Version 12.0 [dataset]. Minneapolis, MN: IPUMS. <https://doi.org/10.18128/D010.V12.0>.
- [35] Jeremy Stanley, Meg Risdal, Sharathrao, and Will Cukierski. 2017. Instacart Market Basket Analysis. <https://kaggle.com/competitions/instacart-market-basket-analysis>. Kaggle.
- [36] Martin J Wainwright and Michael Irwin Jordan. 2008. *Graphical models, exponential families, and variational inference*. Now Publishers Inc.
- [37] Teng Wang, Xinyu Yang, Xuebin Ren, Wei Yu, and Shusen Yang. 2019. Locally private high-dimensional crowdsourced data release based on copula functions. *IEEE Transactions on Services Computing* 15, 2 (2019), 778–792.
- [38] Xiaokui Xiao, Guozhang Wang, and Johannes Gehrke. 2010. Differential privacy via wavelet transforms. *IEEE Transactions on knowledge and data engineering* 23, 8 (2010), 1200–1214.
- [39] Chugui Xu, Ju Ren, Yaoyue Zhang, Zhan Qin, and Kui Ren. 2017. DPPro: Differentially private high-dimensional data release via random projection. *IEEE Transactions on Information Forensics and Security* 12, 12 (2017), 3081–3093.
- [40] Lei Xu, Maria Skoulariidou, Alfredo Cuesta-Infante, and Kalyan Veeramachaneni. 2019. Modeling tabular data using conditional GAN. In *Advances in Neural Information Processing Systems* 32. 7333–7343.
- [41] Jun Zhang, Graham Cormode, Cecilia M Procopiuc, Divesh Srivastava, and Xiaokui Xiao. 2017. PrivBayes: Private data release via Bayesian networks. *ACM Transactions on Database Systems* 42, 4 (2017), 25:1–25:41.
- [42] Zhikun Zhang, Tianhao Wang, Ninghui Li, Jean Honorio, Michael Backes, Shibo He, Jiming Chen, and Yang Zhang. 2021. PrivSyn: Differentially Private Data Synthesis. In *30th USENIX Security Symposium, USENIX Security 2021, August 11–13, 2021*. 929–946.
- [43] Fangyuan Zhao, Zitao Li, Xuebin Ren, Bolin Ding, Shusen Yang, and Yaliang Li. 2024. VertiMRF: Differentially Private Vertical Federated Data Synthesis. In *Proceedings of the 30th ACM SIGKDD Conference on Knowledge Discovery and Data Mining*. 4431–4442.
- [44] Zilong Zhao, Aditya Kunar, Robert Birke, Hiek Van der Scheer, and Lydia Y. Chen. 2024. CTAB-GAN+: enhancing tabular data synthesis. *Frontiers Big Data* 6 (2024).

A Proof of Theorem 3.1

By the definitions of $\mathbb{M}_{S',s}$ and NPMs, we have:

$$\mathbb{M}_{S',s}[x] = \sum_{t \in \mathbb{F}_s(R_I, R_H), t[S'] = x} 1, \quad (9)$$

$$M_{S,s}[x] = \frac{1}{W_s} \sum_{t \in P_s(R_I, R_H), t[S] = x} 1. \quad (10)$$

Let m be an injective mapping, from each letter x to its order in the alphabet, i.e., $m(a) = 1, m(b) = 2, \dots$. Let S'' be given by replacing each individual identifier I_x in S with $I_{m(x)}$.

Recall that $P_s(R_I, R_H)$ enumerates s -individual permutations, instead of o -individual permutations, when $s < o$. Let $o' = \min\{s, o\}$. Then, $P_s(R_I, R_H)$ contains all the o' -individual permutations. In addition, $\mathbb{F}_s(R_I, R_H)$ contains all the s -individual permutations.

Notice that the first o' -individuals in the s -individual permutations, are also o' -individual permutations, with each repeated by $(s - o')$ times. As such, counting S values from $P_s(R_I, R_H)$ is equivalent to counting S'' values from $\mathbb{F}_s(R_I, R_H)$, with a multiplier $\frac{1}{(s - o)!}$. By Eq. (10), we have:

$$M_{S,s}[x] = \frac{1}{W_s} \cdot \frac{1}{(s - o)!} \sum_{t \in \mathbb{F}_s(R_I, R_H), t[S''] = x} 1.$$

Substituting W_s with Eq. (1), we have:

$$M_{S,s}[x] = \begin{cases} \frac{(s - o)!}{s!} \cdot \frac{1}{(s - o)!} \sum_{t \in \mathbb{F}_s(R_I, R_H), t[S''] = x} 1, & \text{if } s \geq o, \\ \frac{1}{s!} \cdot \frac{1}{(s - o)!} \sum_{t \in \mathbb{F}_s(R_I, R_H), t[S''] = x} 1, & \text{if } s < o, \end{cases} \quad (11)$$

$$= \frac{1}{s!} \sum_{t \in \mathbb{F}_s(R_I, R_H), t[S''] = x} 1.$$

Since both S'' and S' can be obtained by an injective mapping from S , there exists an injective mapping m' from integers to integers, such that we can convert S'' to S' by applying m' to the individual identifiers in S'' . We can then move the individual columns in $\mathbb{F}_s(R_I, R_H)$, following this mapping m' , to create a new relation $\mathbb{F}'_s(R_I, R_H)$. Specifically, $\forall i, j \in [N]$ if $m'(i) = j$, then all I_i columns in $\mathbb{F}_s(R_I, R_H)$ will be the I_j columns in $\mathbb{F}'_s(R_I, R_H)$. As such, counting S'' values in $\mathbb{F}_s(R_I, R_H)$ is equivalent to counting S' values in $\mathbb{F}'_s(R_I, R_H)$. By Eq. (11), we have

$$M_{S,s}[x] = \frac{1}{s!} \sum_{t \in \mathbb{F}'_s(R_I, R_H), t[S'] = x} 1.$$

Noticing that moving individuals in all permutations results in the same set of permutations, $\mathbb{F}_s(R_I, R_H)$ is the same as $\mathbb{F}'_s(R_I, R_H)$. As such, we have:

$$M_{S,s}[x] = \frac{1}{s!} \sum_{t \in \mathbb{F}_s(R_I, R_H), t[S'] = x} 1.$$

Combining it with Eq. (9), we conclude:

$$M_{S,s}[x] = \frac{1}{s!} \mathbb{M}_{S',s}[x].$$

B Proof of Theorem 5.3

We first introduce a lemma regarding the L_2 sensitivity when neighbor databases differ by at most τ tuples in a relation. Then, we quantify the privacy cost of PrivMRF.

LEMMA B.1. *Let f be a function that maps a relation to a real vector. Let $\Delta(f)$ denote its L_2 sensitivity when the neighbor database is defined by removing/adding a tuple from a single-relation database. Let $\Delta'(f)$ denote the L_2 sensitivity when the input relation differs by at most τ tuples in the neighbor databases. We have:*

$$\Delta'(f) = \tau \Delta(f).$$

PROOF. Let R and R' be two relations such that R' differs from R by at most τ tuples. We have:

$$\Delta'(f) = \max_{R, R'} \|f(R) - f(R')\|_2.$$

We can create a sequence of relation $R_1, R_2, \dots, R_{\tau'+1}$ such that (i) $\tau' \leq \tau$, (ii) $\forall i < \tau' + 1$, R_i and R_{i+1} differ by at most one tuple, and (iii) $R_1 = R$ and $R_{\tau'+1} = R'$. By the triangle inequality of L_2 norm, we have:

$$\begin{aligned} \Delta'(f) &\leq \max_{R, R'} \sum_{i < \tau'+1} \|f(R_i) - f(R_{i+1})\|_2 \\ &\leq \sum_{i < \tau'+1} \Delta(f) \\ &\leq \tau \Delta(f). \end{aligned} \quad \square$$

In PrivMRF, the input database contains a single relation, and neighbor databases are defined by removing/adding a tuple from that relation. In our method, the number of tuples in relation R' can change is τ . The above lemma shows that the L_2 sensitivity of any query imposed by PrivMRF is τ times the original L_2 sensitivity. By definition, its privacy cost is proportional to its squared L_2 sensitivities. As such, the privacy cost of applying PrivMRF to R' is $\tau^2 C_H$.

C Proof of Theorem 5.4

As Algorithm 2 is a subroutine of Algorithm 1, we begin by bounding the L_2 sensitivities of the queries used by Algorithm 2 and Algorithm 1. Then, we quantify the privacy costs.

LEMMA C.1. *The L_2 sensitivity of querying $M_{S,s}$ for some given attribute set S and all possible group sizes s as a whole is at most τ .*

PROOF. For any neighbor database, we denote the number of removed/added tuples of group size s in R_H (or R') as τ_s . Then, we have $\sum_s \tau_s \leq \tau$, and $P_s(R_I, R_H)$ differs by at most $W_s \tau_s$ tuples in the neighbor database. Let $M'_{S,s}$ be the corresponding NPM counted from the neighbor database. Since NPMs are contingency tables weighted by $\frac{1}{W_s}$, we have:

$$\begin{aligned} \|M_{S,s} - M'_{S,s}\|_1 &\leq \frac{1}{W_s} \cdot W_s \tau_s \\ &= \tau_s \end{aligned} \quad (12)$$

Then, we have:

$$\begin{aligned} \|M_{S,s} - M'_{S,s}\|_2 &\leq \|M_{S,s} - M'_{S,s}\|_1 \\ &\leq \tau_s. \end{aligned}$$

Then, the L_2 sensitivity of NPMs for all group sizes is bounded by:

$$\sqrt{\sum_s \|M_{S,s} - M'_{S,s}\|_2^2} \leq \sqrt{\sum_s \tau_s^2} \leq \sum_s \tau_s \leq \tau. \quad \square$$

LEMMA C.2. *The L_2 sensitivity of the h-score is at most τ .*

PROOF. Let $h(S)$ and $h'(S)$ be two h-scores queried from two neighbor databases, respectively. Let $M'_{S,s}$ be the NPM counted from the neighbor database. By definition, we have:

$$\begin{aligned} \|h(S) - h'(S)\|_2 &= \left\| \sum_{s:s \geq i} \|M_{S,s} - p_{S,s}\|_1 - \sum_{s:s \geq i} \|M'_{S,s} - p_{S,s}\|_1 \right\|_2 \\ &= \left| \sum_{s:s \geq i} \|M_{S,s} - p_{S,s}\|_1 - \sum_{s:s \geq i} \|M'_{S,s} - p_{S,s}\|_1 \right| \\ &= \left| \sum_{s:s \geq i} \left(\|M_{S,s} - p_{S,s}\|_1 - \|M'_{S,s} - p_{S,s}\|_1 \right) \right| \\ &\leq \sum_{s:s \geq i} \left| \|M_{S,s} - p_{S,s}\|_1 - \|M'_{S,s} - p_{S,s}\|_1 \right| \\ &\leq \sum_{s:s \geq i} \|M_{S,s} - p_{S,s} - (M'_{S,s} - p_{S,s})\|_1 \\ &= \sum_{s:s \geq i} \|M_{S,s} - M'_{S,s}\|_1, \end{aligned}$$

The second equation is because h-scores are scalars. Similar to the proof of Lemma C.1, by Eq. (12), we then have:

$$\|h(S) - h'(S)\|_2 \leq \sum_{s:s \geq i} \tau_s \leq \tau. \quad \square$$

LEMMA C.3. *The L_2 sensitivity of the R-score is at most 2τ .*

PROOF. For any attributes $A_1, A_2 \in \mathcal{A}_N$, and any possible group size s , we define:

$$R_s(A_1, A_2) = \|C_{\{A_1, A_2\}, s} - \frac{1}{n_s W_s} C_{\{A_1\}, s} \otimes C_{\{A_2\}, s}\|_1,$$

where $C_{\{A_1, A_2\}, s}$, $C_{\{A_1\}, s}$, and $C_{\{A_2\}, s}$ are marginals counted from $P_s(R, R')$. We similarly define $R'_s(A_1, A_2)$ as the corresponding value obtained from the neighbor database. Let $R'(A_1, A_2)$ be the R-score obtained from the neighbor database. By Eq. (3), we have:

$$\begin{aligned} \|R(A_1, A_2) - R'(A_1, A_2)\|_2 &= |R(A_1, A_2) - R'(A_1, A_2)| \\ &\leq \sum_s \frac{1}{W_s} |R_s(A_1, A_2) - R'_s(A_1, A_2)|. \end{aligned}$$

Since $n_s W_s$ is the total number of tuples in $P_s(R, R')$, $R_s(A_1, A_2)$ is exactly the same as the R-score in [41]. By Lemma 4 of [6], the L_2 sensitivity of this R-score is 2 when neighbor databases differ by at most one tuple.

Let τ_s be the number of tuples of group size s removed/added in R' in our neighbor database. Then, our neighbor databases differ by at most $\tau_s W_s$ tuples in $P_s(R, R')$. The difference between R_s and R'_s is

correspondingly scaled by $\tau_s W_s$, similar to the proof in Lemma B.1. As such, we have:

$$\begin{aligned} \|R(A_1, A_2) - R'(A_1, A_2)\|_2 &\leq \sum_s \frac{1}{W_s} \tau_s W_s \cdot 2 \\ &\leq 2\tau. \end{aligned} \quad \square$$

Next, we quantify the privacy cost of Algorithm 2 with the above lemmas.

LEMMA C.4. *The privacy cost of applying Algorithm 2 is*

$$C_{MRF} = \tau^2 \frac{kT_2}{\sigma_h^2} + \tau^2 \frac{T_2}{\sigma_M^2}. \quad (13)$$

PROOF. Its queries and the corresponding privacy costs are listed as follows:

- (1) **h-scores:** Algorithm 2 samples k attribute sets at each of its T_2 iterations and queries their h-scores in Line 11. The total number of h-scores is kT_2 . By Lemma C.2, the L_2 sensitivity of h-score is τ . The privacy cost of these h-scores is $\tau^2 \frac{kT_2}{\sigma_h^2}$.
- (2) **NPMs:** Algorithm 2 queries NPMs for an attribute set S at each of its T_2 iterations in Line 13. The total number of these queries is T_2 . By Lemma C.1, the L_2 sensitivity of each query is τ . The privacy cost of these queries is $\tau^2 \frac{T_2}{\sigma_M^2}$.

Then, the privacy cost of applying Algorithm 2 is the summation of these terms. \square

Now, we are ready to quantify the privacy cost of Algorithm 1 with Lines 1-2 removed. Its queries and the corresponding privacy costs are listed as follows:

- (1) **R-scores:** It queries the R-scores of for all attribute pairs in Line 3. By the definition of Eq. (3), R-scores are calculated from NPMs. As NPMs can be derived from other NPMs, R-scores are similarly derived from other R-scores, by mapping individual identifiers. Therefore, it suffices to query the basic R-scores, and derive all other R-scores accordingly. Each R-score query has a L_2 sensitivity of 2τ . The number of such basic R-score queries is list as follows.
 - (a) A total of $|\mathcal{A}_H| |\mathcal{A}_I|$ queries for $R(A_1, A_2)$, $\forall A_1 \in \mathcal{A}_H, A_2 \in \mathcal{A}_I$.
 - (b) A total of $|\mathcal{A}_H| |\mathcal{A}_H - 1|$ queries for $R(A_1, A_2)$, $\forall A_1, A_2 \in \mathcal{A}_H$ and $A_1 \neq A_2$.
 - (c) A total of $|\mathcal{A}_I| |\mathcal{A}_I - 1|$ queries for $R(A_1, A_2)$, $\forall A_1, A_2 \in \mathcal{A}_I$ and $A_1 \neq A_2$.
 - (d) A total of $\frac{|\mathcal{A}_I| |\mathcal{A}_I + 1|}{2}$ queries for $R(I_1.A_i, I_2.A_j)$, $\forall I_1.A_i \in \mathcal{A}_I, I_2.A_j \in \mathcal{A}_I$, and $i \leq j$.

Then, the total number of all these queries is the summation:

$$\begin{aligned} &|\mathcal{A}_H| |\mathcal{A}_I| + |\mathcal{A}_H| |\mathcal{A}_H - 1| + |\mathcal{A}_I| |\mathcal{A}_I - 1| + \frac{|\mathcal{A}_I| |\mathcal{A}_I + 1|}{2} \\ &= \frac{1}{2} (|\mathcal{A}_H|^2 + 2|\mathcal{A}_H| |\mathcal{A}_I| + 2|\mathcal{A}_I|^2 - |\mathcal{A}_H|). \end{aligned}$$

By Lemma C.3, the L_2 sensitivity of R-score is 2τ . The privacy cost is $2\tau^2 \frac{|\mathcal{A}_H|^2 + 2|\mathcal{A}_H| |\mathcal{A}_I| + 2|\mathcal{A}_I|^2 - |\mathcal{A}_H|}{\sigma_R^2}$.

Algorithm 5: Initialization of the Noisy NPM Set

Input: Referencing relation R_I , referenced relation R_H , privacy cost C , noisy R-scores $\widetilde{R}(\cdot, \cdot)$, noisy group sizes $\{\widetilde{n}_s\}$.

Output: $\widetilde{\mathcal{M}}_{\text{all}}$.

// Inter-attribute correlations

- 1 Invoke PrivMRF to synthesize R_H , producing \widetilde{R}_H , with privacy cost $\frac{C}{4}$;
- 2 Decompose the noisy marginals queried by PrivMRF into NPMs;
- 3 Invoke PrivMRF to synthesize $\pi_{\mathcal{A}_{I_1}}(P_s(R_I, R_H))$ for each group size $s \leq N$, each with privacy cost $\frac{C}{4}$;
- 4 Roll up all the noisy NPMs obtained by PrivMRF to smaller NPMs, and store all NPMs in $\widetilde{\mathcal{M}}_{\text{all}}$;
- 5 Calculate noise scales $\sigma_{\text{inter}}, \sigma_{\text{intra}}$, each based on a privacy cost of $\frac{C}{4}$;

// Inter-relational correlations

- 6 Let C_{inter} be a set such that each $S \in C_{\text{inter}}$ (i) is a subset of $\mathcal{A}_H \cup \mathcal{A}_I$, (ii) contains at least one attribute from \mathcal{A}_H and one attribute from \mathcal{A}_I , and (iii) satisfies λ -usefulness [41];
- 7 **for** $A \in \mathcal{A}_H \cup \mathcal{A}_{I_1}$ **do**
- 8 Select $S \in C_{\text{inter}}$ for attribute A with CFS [16];
- 9 $\widetilde{\mathcal{M}}_{\text{all}} \leftarrow$ Algorithm 3($S, \widetilde{\mathcal{M}}_{\text{all}}, \{\widetilde{n}_s\}, \sigma_{\text{inter}}$);

// Intra-group correlations

- 10 **for** $i = 2$ **to** o **do**
- 11 Let C_{intra} be a set such that each $S \in C_{\text{intra}}$ (i) is a subset of $\bigcup_{j=1}^i \mathcal{A}_{I_j}$, (ii) contains all i different individual identifiers, and (iii) satisfies λ -usefulness;
- 12 **for** $A \in \mathcal{A}_{I_i}$ **do**
- 13 Select $S \in C_{\text{intra}}$ for attribute A with CFS;
- 14 $\widetilde{\mathcal{M}}_{\text{all}} \leftarrow$ Algorithm 3($S, \widetilde{\mathcal{M}}_{\text{all}}, \{\widetilde{n}_s\}, \sigma_{\text{intra}}$);

- 15 **return** $\widetilde{\mathcal{M}}_{\text{all}}$;

(2) **Number of Flattened Tuples for Each Group Size:** Algorithm 1 queries the number n_s of flattened tuples for each group size $s < N$ in the FR in Line 4. Such counting queries as a whole have a L_2 sensitivity of τ , because removing or adding τ tuples in R_H (or R') can change all counts n_s by at most τ . The privacy cost is $\frac{\tau^2}{\sigma_n^2}$.

(3) **MRF Construction:** It invokes Algorithm 2 to construct MRFs for each individual attribute in Line 7. The total number of invocations is $N|\mathcal{A}_I|$. The total privacy cost for these invocations is $N|\mathcal{A}_I|C_{\text{MRF}}$.

Therefore, the total privacy cost is:

$$C_{\text{One-FK}} = 2\tau^2 \frac{|\mathcal{A}_H|^2 + 2|\mathcal{A}_H||\mathcal{A}_I| + 2|\mathcal{A}_I|^2 - |\mathcal{A}_H|}{\sigma_R^2} + \frac{\tau^2}{\sigma_n^2} + \tau^2 T_2 N |\mathcal{A}_I| \left(\frac{k}{\sigma_n^2} + \frac{1}{\sigma_M^2} \right).$$

D Initialization of the noisy NPM set $\widetilde{\mathcal{M}}_{\text{all}}$

This section presents a general approach for initializing $\widetilde{\mathcal{M}}_{\text{all}}$ in Algorithm 1. The initialized $\widetilde{\mathcal{M}}_{\text{all}}$ is subsequently sent to Algorithm 2 to construct MRFs for synthesizing individual attributes iteratively in Lines 6-9.

Recall that our Algorithm 2 mostly uses the NPMs from the given $\widetilde{\mathcal{M}}_{\text{all}}$ to construct MRFs, and only selects $T_2 = 1$ new NPM. The quality of the resulting MRFs largely depends on whether $\widetilde{\mathcal{M}}_{\text{all}}$ contains the most correlated NPMs. This problem is particularly important during the initial iterations of individual attribute synthesis, as $\widetilde{\mathcal{M}}_{\text{all}}$ may not yet include sufficient newly added NPMs and primarily depends on the initial ones.

To address this, our goal is to systematically initialize $\widetilde{\mathcal{M}}_{\text{all}}$ to capture three types of correlations: inter-attribute, intra-group, and inter-relational. The pseudocode is provided in Algorithm 5. Among the inputs, privacy cost C is used for querying NPMs to initialize $\widetilde{\mathcal{M}}_{\text{all}}$. We include a discussion of this privacy cost at the end of this section.

Inter-Attribute Correlations. Similar to Lines 1-2 in Algorithm 1, Algorithm 5 applies a modified version of PrivMRF to R_H , with a privacy cost of $\frac{C}{4}$ (Line 1), and decomposes the queried marginals into NPMs (Line 2).

In addition, Algorithm 5 applies another modified version of PrivMRF to the I_1 part of each PR, i.e., $\pi_{\mathcal{A}_{I_1}}(P_s(R_I, R_H))$ for each group size $s < N$, to capture the inter-attribute correlations in R_I (Line 3). Specifically, we simply change every marginal used by PrivMRF to the corresponding NPM, i.e., weight it with $\frac{1}{\widetilde{w}_s}$. Algorithm 5 then rolls up the NPMs obtained in Lines 1 and 3 to smaller NPMs, and stores all these NPMs in $\widetilde{\mathcal{M}}_{\text{all}}$ (Line 4). The privacy cost of Line 3 is $\frac{C}{4}$ by the parallel composition of DP, since data of different group sizes are disjoint.

Inter-Relational Correlations. Algorithm 5 first calculates the noise scales σ_{inter} and σ_{intra} in Line 5 (explained later). Then, it constructs a candidate set C_{inter} such that each $S \in C_{\text{inter}}$ (i) is a subset of $\mathcal{A}_H \cup \mathcal{A}_I$, (ii) contains at least one attribute from \mathcal{A}_H and one attribute from \mathcal{A}_I , and (iii) satisfies λ -usefulness [41] (Line 6). The λ -usefulness ensures that each NPM $M_{S,s}$ remains high utility after the injection of Gaussian noise, and is defined as:

$$\frac{\widetilde{n}}{\sum_s |M_{S,s}|} \geq \lambda \sqrt{\frac{2}{\pi}} \sigma_{\text{inter}},$$

where the right side is the product of a hyperparameter λ and the mean absolute deviation of Gaussian noise with scale σ_{inter} . This ensures that the mean ratio of NPM counts to noise level is at least λ , which is set to 6 as recommended by previous work [6].

Then, Algorithm 5 applies the *correlation-based feature selector* (CFS) [16] to select one NPM capturing inter-relational correlation, for each attribute $A \in \mathcal{A}_H \cup \mathcal{A}_{I_1}$ (Lines 7-9). Using noisy R-scores to measure correlations, for each candidate $S \in C_{\text{inter}}$, the CFS metric is defined as:

$$\rho(A, S) = \frac{\sum_{A' \in S \setminus \{A\}} \widetilde{R}(A, A')}{\sqrt{|S| + \sum_{A' \in S \setminus \{A\}} \sum_{A'' \in S \setminus \{A, A'\}} \widetilde{R}(A', A')}}. \quad (14)$$

This metric rewards the correlations between the target attribute A and the remaining attributes in $S \setminus \{A\}$ while penalizing the correlations among the attributes in $S \setminus \{A\}$. The penalty term aims to minimize the redundant information contained by the attributes in S . By selecting one S with the highest $\rho(A, S)$ for each $A \in \mathcal{A}_H \cup \mathcal{A}_I$, Algorithm 5 ensures the inclusion of at least one NPM that captures strong inter-relational correlations for each A .

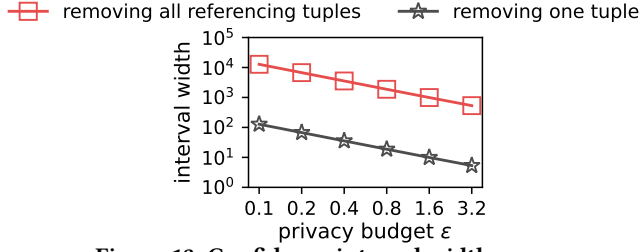


Figure 13: Confidence interval width vs. ϵ .

Intra-Group Correlations. Algorithm 5 selects NPMs capturing intra-group correlations for each order $i = 2, \dots, o$, i.e., NPMs containing $i = 2, \dots, o$ different individual identifiers (Lines 10-14). It selects NPMs for each order i separately to ensure that both low-order correlations and high-order correlations can be captured. Similar to selecting NPMs for inter-relational correlations, for each order i , it constructs a candidate set C_{intra} such that each $S \in C_{\text{intra}}$ (i) is a subset of $\bigcup_{j=1}^i \mathcal{A}_{I_j}$, (ii) contains all i different individual identifiers, and (iii) satisfies λ -usefulness (Line 11).

Then, for each attribute $A \in \mathcal{A}_{I_i}$, Algorithm 5 applies CFS to select one NPM capturing intra-group correlation (Line 13), and queries the corresponding NPM (Line 14). Intuitively, the selected S contains intra-group correlations that can be used for synthesizing each A .

Privacy Analysis. Algorithm 5 spends the privacy cost as follows. Recall that PrivMRF also utilizes analytic Gaussian mechanism, Algorithm 5 simply provides the required privacy cost $\frac{C}{4}$ to the invocations of PrivMRF in Lines 1 and 3, to run PrivMRF for inter-attribute correlations.

Since Algorithm 5 uses the given noisy R-scores to select NPMs for inter-relational and intra-group correlations, the selection process does not incur any privacy cost. Thus, it can use all the remaining privacy costs to query NPMs. Specifically, it splits the remaining $\frac{C}{2}$ evenly for inter-relational and intra-group correlations, and thus, calculates the noise scales as:

$$\begin{aligned} (|\mathcal{A}_H| + |\mathcal{A}_I|) \frac{\tau^2}{\sigma_{\text{inter}}} &= \frac{C}{4}, \\ (o-1)|\mathcal{A}_I| \frac{\tau^2}{\sigma_{\text{intra}}} &= \frac{C}{4}. \end{aligned}$$

In summary, (i) the invocation of PrivMRF for household attributes spends $\frac{C}{4}$, (ii) the invocations of PrivMRF for individual attributes spend $\frac{C}{4}$, (iii) querying NPMs for inter-relational correlations spends $\frac{C}{4}$, and (iv) querying NPMs for intra-group correlations spends $\frac{C}{4}$. The total privacy cost is C , as designated in the inputs of Algorithm 5.

Finally, Algorithm 5 returns $\widetilde{\mathcal{M}}_{\text{all}}$ as the output, which stores all the obtained NPMs. Algorithm 1 can replace its Lines 1-2 with Algorithm 5 to initialize $\widetilde{\mathcal{M}}_{\text{all}}$, and accordingly, incurs a larger privacy cost.

THEOREM D.1. *The privacy cost of applying Algorithm 1 to R and R' , with Lines 1-2 replaced by Algorithm 5, is:*

$$\begin{aligned} C_{\text{one-FK}} &= C + 2\tau^2 \frac{|\mathcal{A}_H|^2 + 2|\mathcal{A}_H||\mathcal{A}_I| + 2|\mathcal{A}_I|^2 - |\mathcal{A}_H|}{\sigma_R^2} \\ &\quad + \frac{\tau^2}{\sigma_n^2} + \tau^2 T_2 N |\mathcal{A}_I| \left(\frac{k}{\sigma_h^2} + \frac{1}{\sigma_M^2} \right). \end{aligned}$$

In general, Algorithm 4 utilizes Algorithm 1, with Lines 1-2 replaced by Algorithm 5, to process each foreign key. Since the privacy cost C is used for querying NPMs to capture basic correlations, and can be used to construct all MRFs, we typically set $C = \frac{1}{2} C_{\text{one-FK}}$ to ensure a good initialization.

E Comparative Study of Different Definitions of Neighboring Databases

As explained in Section 2.1, in our problem setting, a neighboring database is obtained by removing one tuple from the primary private relation and all other tuples that depend on it. In contrast, Ghazi et al. [14] adopt a different notion of neighboring databases, which is defined as follows:

Definition E.1 (Neighboring Database Without Enforcing Foreign Key Constraints). Two databases are considered neighboring if and only if one can be derived from the other by removing exactly one tuple from any relation in the database.

Both definitions are widely used in the DP literature, but our privacy notion provides stronger protection. For example, consider the users and orders tables in the Instacart dataset. Suppose that an adversary knows that a specific user, Alice, has the largest number of orders among all users, and the adversary aims to infer the exact number of Alice's orders, denoted by α . Intuitively, a stricter privacy guarantee should makes it more difficult for the adversary to estimate α accurately.

Suppose that we use the analytic Gaussian mechanism to release the maximum number of orders any user actually has (i.e., α in this case). Let M be the largest number of orders that a user can have. Under our definition of neighboring databases, the L_2 sensitivity of α , denoted as Δ_1 , is equal to M . This is because, in the worst case, (i) one user may have M orders while all other users have none, and (ii) removing the user with M orders could reduce the maximum number of orders by at most 1. Accordingly, the release value is computed as:

$$\widetilde{\alpha}_1 = \alpha + \mathcal{N}(0, \sigma_1),$$

where

$$\begin{aligned} \gamma &= \sqrt{\left(\frac{\Delta_1}{\sigma_1}\right)^2}, \\ \Delta_1 &= M, \end{aligned}$$

and γ is determined by the desired (ϵ, δ) -DP guarantee. We can compute γ using Eq. (4), and then solve for σ_1 to obtain $\widetilde{\alpha}_1$.

If we instead adopt Definition E.1, the L_2 sensitivity of α is 1, as removing any single tuple from the database changes the maximum number of orders by at most 1. In this case, the released value is:

$$\widetilde{\alpha}_2 = \alpha + \mathcal{N}(0, \sigma_2),$$

where

$$\begin{aligned} \gamma &= \sqrt{\left(\frac{\Delta_2}{\sigma_2}\right)^2}, \\ \Delta_2 &= 1. \end{aligned}$$

The ratio of the noise scales between these two definitions is $\frac{M}{1}$, indicating that our definition can provide significantly stronger privacy protection when M is large.

To validate the above analysis, we conduct experiments using the Instacart dataset, where a user can have at most 100 orders (i.e., $M = 100$). Figure 13 reports the width of the adversary’s 95% confidence interval for each definition when inferring α . (This interval is derived from the 95% confidence interval of the Gaussian noise added to α .) Results based on our definition are labeled as “removing all referencing tuples”, while results based on Definition E.1 are labeled as “removing one tuple”. A narrower confidence interval

indicates a more accurate estimate of the true value. Under our definition of neighboring databases, the adversary’s estimate for α is much less precise compared to the estimate obtained using Definition E.1. In particular, when $\epsilon = 3.2$, the width of the confidence interval pertinent to Definition E.1 is about 5.33. That is, the adversary can infer with 95% confidence that the true number of Alice’s orders lies within an interval of width less than 5.33. In contrast, when our definition is adopted, the width of the confidence interval is around 533, and hence, Alice’s privacy is much better protected. These results support our analysis that our privacy notion can offer a stronger guarantee.