

Mass-unspecific classifiers for mass-dependent searches

J. A. Aguilar-Saavedra, S. Rodríguez-Benítez

Instituto de Física Teórica IFT-UAM/CSIC, c/Nicolás Cabrera 13–15, 28049 Madrid, Spain

Abstract

Searches for new particles often span a wide range of mass scales, where the shape of both potential signals and the SM background varies significantly. We introduce a multivariate method that fully exploits the correlation between signal and background features and the explored mass scale, and is trained on a sample that is balanced across the entire mass range. The classifiers, either a neural network or a boosted decision tree, produce a continuous output across the full mass range and, at a given mass, achieve nearly the same performance of a classifier specifically trained for that mass.

1 Introduction

The Large Hadron Collider (LHC), its high-luminosity upgrade (HL-LHC) and a potential future circular collider (FCC) will explore increasingly higher scales in the search for new physics. And, at lower scales, feebler interactions will be probed as more statistics is accumulated. A priori it is not known where new particles might manifest: whether at the multi-TeV scale with a coupling of order unity, or at the TeV scale but with a smaller coupling. New physics searches must therefore be sensitive to the presence of new particles in all the allowed parameter space. This cannot be achieved with traditional cut-based methods for a simple reason: while heavier particles produce highly-energetic decay products, lighter particles do not so, and fixed cuts on, say, transverse momenta (p_T) of jets and leptons cannot be simultaneously optimised for new particles over a wide mass range.

The ATLAS and CMS experiments have addressed this difficulty by using a parameterised neural network (pNN) [1]. Following that proposal, the set of features included in a multivariate discriminant is extended with a mass label; for signal samples it corresponds to the mass of the new particle (or new particles, in general), while for the background the value is randomly assigned within the mass interval considered. The pNN classifier is able to learn to interpolate for signal masses not used in the training. In this work we apply the mass unspecific supervised tagging (MUST) concept [2] to tackle this issue. MUST was originally developed for efficient tagging of ‘new physics’ jets¹ against the QCD background, over an arbitrary range of jet mass and p_T . The key to that goal was the inclusion of jet mass and p_T (both for signal and background) along with subjettiness variables [3, 4] in a multivariate classifier such as a neural network (NN) [2] or boosted decision tree (BDT) [5], with subsequent training over all possible jet masses and p_T .

¹By new physics jets we refer to multi-pronged jets originating from the hadronic decay of a boosted heavy particle.

For new physics searches using a mass-unspecific classifier, which we dub as μ NN or μ BDT, the ‘mass label’ to be included in the set of features is the characteristic scale where the new particle is expected to show over the background. This can be the reconstructed particle mass or a transverse mass, for example. Such a scale is natural in many experimental analyses that have used a pNN, including searches for new scalars [6–8], vector bosons [9,10], leptoquarks [11] and supersymmetric particles [12,13]. This replacement for the ‘mass label’ defined in terms of a characteristic mass scale is meaningful for *both* the signal and the background. And, most importantly, it captures the differences in the background distributions that arise at different mass scales. Interpolation is not an issue here because, due to detector and reconstruction effects, one has a practically continuous variation of the mass parameter when the signal is generated at discrete points with a separation of the order of the experimental resolution.

Here we take as benchmark process the single production of a vector-like quark singlet T with charge $2/3$ [14] at the HL-LHC. The cross section is proportional to the square of a mixing angle $|V_{Tb}|^2$, and it also depends on the quark mass m_T via the amplitudes and parton density functions. This process can then probe not only T masses of several TeV with mixing $V_{Tb} \sim 1$, but also small V_{Tb} for $m_T \sim 1$ TeV, and is suited to test the application of mass-unspecific classifiers for a mass-dependent search. We note that pair production of vector-like quarks has a cross section independent of the heavy quark mixing, and is able to set constraints on mass alone. However, these constraints are model-dependent and relaxed if additional decay modes are present, for example in models with extra scalars [15]. Therefore, the exploration of the full range of T masses accessible in single production is well motivated. We address signal to background discrimination via a μ NN or a μ BDT, which have the same performance, and compare our results with a pNN. We also show that a μ NN or a μ BDT easily allow to preserve the background shape upon a selection on the classifier output, thereby allowing for a background normalisation from sidebands, if required.

2 Event generation and pre-selection

Our signal process is single production of a T quark, $pp \rightarrow T\bar{b}j$, with decay $T \rightarrow tZ \rightarrow \ell^+\nu b\ell^+\ell^-$, with $\ell = e, \mu$. As background we include the leading one, which is $pp \rightarrow ZW^+jj$.² Both processes are generated with MADGRAPH [16]. For the signal, the T interactions are implemented in FEYNRULES [17] and interfaced to MADGRAPH using the universal Feynrules output [18]. Hadronisation and parton showering performed with Pythia [19] and detector simulation with Delphes [20] using the configuration for HL-LHC. The reconstruction of jets and the analysis of their substructure is done using FastJet [21], using the anti- k_T algorithm [22]. We build two collections of jets, with radius $R = 0.8$ and $R = 0.4$ respectively.

We restrict ourselves to the kinematical region where the top quark from T decay is

²A more accurate evaluation of the contribution from this background involves matching with ZW^+ and ZW^+j processes but this is not relevant to our purposes.

boosted, so the b quark and charged lepton are contained within a $R = 0.8$ jet. Signal samples of 1.5×10^5 events are generated for T masses from 1 TeV to 6.4 TeV in intervals of 200 GeV. The background samples used to train the μ NN and μ BDT, as well as for tests, are generated placing cuts on the invariant mass of the Z , W and the jet closest to the W (m_{ZWj}). This parton-level quantity serves as a proxy for the reconstructed T mass after hadronisation and detector simulation. Samples of 4×10^5 events are generated in 200 GeV intervals starting at $0.8 \leq m_{ZWj} \leq 1$ TeV and up to $6.4 \leq m_{ZWj} \leq 6.6$ TeV. With the background generated in this fashion, the entire range of reconstructed T masses up to and above 6 TeV is populated. A second background sample of 6×10^6 events, generated with a lower cut $m_{ZWj} \geq 800$ GeV, is used for training and validation of the pNN.

Preselected events must have three charged leptons with pseudorapidity $|\eta| \leq 2.5$ and $p_T \geq 25$ GeV, the leading lepton with $p_T \geq 40$ GeV. The Z boson is reconstructed with an opposite-sign same-flavour pair, $p_Z = p_{\ell_1} + p_{\ell_2}$, where we label the most energetic of the two as ℓ_1 . If there are more than one opposite-sign same-flavour pair we select the one with invariant mass closest to the Z boson mass. The reconstructed Z must have $p_T \geq 60$ GeV. The third lepton, labelled as ℓ_3 , is assumed to result from a W boson decay.

We require a $R = 0.8$ fat jet J with $p_T \geq 80$ GeV and $|\eta| \leq 2.5$, containing the third lepton ℓ_3 . In the case of the signal this jet corresponds to the top quark. This jet must be b -tagged and separated from the reconstructed Z by a distance $\Delta R(J, Z) \geq 1$, where $\Delta R = [(\Delta\eta)^2 + (\Delta\phi)^2]^{1/2}$ has the usual definition. We also require a $R = 0.4$ jet with $p_T \geq 25$ GeV, $|\eta| \leq 5$ that is not b -tagged.

The momentum of the escaping neutrino p_ν is determined assuming it is produced in the decay of a W boson. The transverse components of its momentum are set equal to the missing energy in the event, $(p_\nu)_{x,y} = (\cancel{E}_T)_{x,y}$. The kinematical constraint $(p_{\ell_3} + p_\nu)^2 = M_W^2$ provides a second-order equation with two solutions for $(p_\nu)_z$, of which we choose the one that gives a top reconstructed mass $m_t^{\text{rec}} = [(p_J + p_\nu)^2]^{1/2}$ closest to the top quark mass. If there is no real solution we set the discriminant of the equation to zero. The reconstructed top momentum is defined as $p_t = p_J + p_\nu$.

The T signal produces a peak in the reconstructed T mass $m_T^{\text{rec}} = [(p_t + p_Z)^2]^{1/2}$. Additional signal to background discrimination is provided by the following variables:

- The transverse momenta of the Z boson and $R = 0.8$ jet, p_T^Z , and p_T^J respectively.
- The transverse momenta of the two leptons from Z decay, $p_T^{\ell_1}$, and $p_T^{\ell_2}$.
- The reconstructed top quark mass.
- The azimuthal angle between the reconstructed Z and the third lepton, $\Delta\phi(Z, \ell_3)$.
- The multiplicity of forward $R = 0.4$ jets, with $2.5 \leq |\eta| \leq 5$.

Several kinematical distributions are quite different at low and high scales, not only for the signal but also for the background. We illustrate the differences in Fig. 1 with examples for p_T^Z and p_T^J , at mass scales $m_T^{\text{rec}} \simeq 1$ TeV, 6 TeV. For the lepton transverse momenta the behaviour is similar. It is evident that the correlation between the actual background shape and the mass scale can aid in distinguishing signal from background. This is precisely the advantage of mass-unspecific classifiers, as we will see in the next section. Other distributions, however, do not change shape significantly from 1 TeV to 6 TeV, namely the reconstructed top quark mass and the forward jet multiplicity.

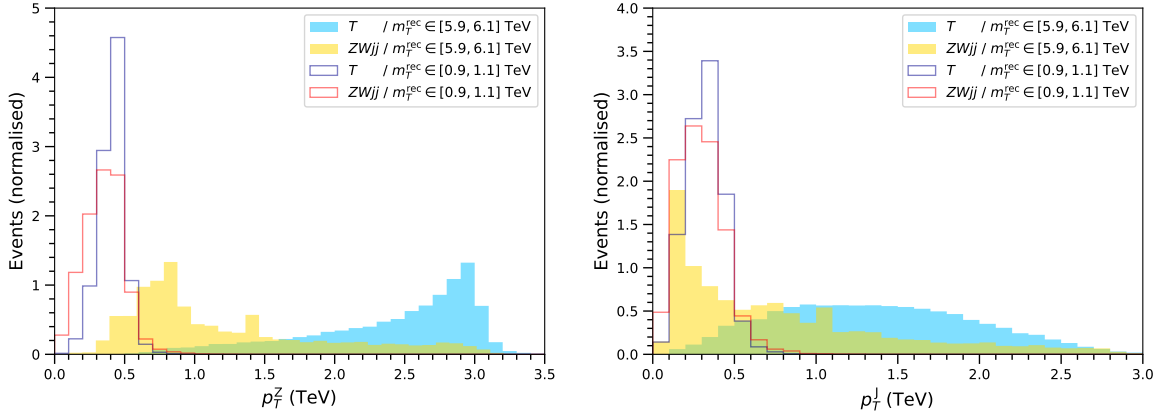


Figure 1: Kinematical distributions of p_T^Z (left) and p_T^J (right) for the signal and background, at different mass scales $m_T^{\text{rec}} \simeq 1$ TeV, 6 TeV.

3 Mass-unspecific classifiers

Following the MUST concept [2], the event sample used to train the μ NN and μ BDT includes 5000 background events for each interval of m_T^{rec} , from [0.9, 1.1] TeV up to [6.3, 6.5] TeV, totaling 1.4×10^5 events. The same number of signal events is selected for each interval, generated with T masses between 1 and 6.4 TeV. In order to prevent overtraining we use a sample built in a similar fashion, but with 3500 signal and 3500 background events per m_T^{rec} bin. The pNN also uses signal samples of 5000 and 3500 events for training and validation, respectively, for each T mass. On the other hand, according to the pNN proposal [1] the background samples are generated inclusively, with a posterior cut $m_T^{\text{rec}} \geq 0.9$ TeV. For training and validation the number of background events is 1.4×10^5 and 9.6×10^4 , respectively.

For the training of the multivariate discriminators we use the kinematical variables listed in the previous section, properly standardised in order to improve the efficiency and convergence of the training. The μ NN and pNN are implemented using Keras [23] with a TensorFlow backend [24]. Both have two hidden layers of 64 nodes each with Rectified Linear Unit (ReLU) activation for the hidden layers and a sigmoid function for the output one. The NN

optimisation relies on the binary cross-entropy loss function, using the Adam [25] algorithm. We perform 5 trainings with different initial seeds, and select the one that gives the highest area under the receiver operating characteristic curve (AUC) for the validation sample. Since the training samples are quite large, the spread in the AUC between trainings is at the 10^{-3} level. The μ BDT is built using eXtreme Gradient Boosting (XGBOOST) [26], with a maximum of 500 boosting trees and a depth of 5, a learning rate of 0.15, and otherwise default parameters. Here we also perform 5 trainings and select the μ BDT with the highest AUC.

In order to compare the performance of the various discriminators we select two T masses $m_T = 1$ and 6 TeV, and consider a m_T^{rec} interval of 200 GeV around m_T . In addition to the μ NN, μ BDT and pNN that are trained as mentioned before, we consider specific μ BDTs trained only in the interval of m_T^{rec} tested (instead of the full interval [0.9, 6.5] TeV).

Figure 2 (left) shows the receiver operating characteristic (ROC) curves for $m_T = 1$ TeV. It can be seen that all discriminators perform equally, even the dedicated one μ BDT₁₀₀₀ trained in the interval $m_T^{\text{rec}} \in [0.9, 1.1]$ TeV. The right panel shows the results for $m_T = 6$ TeV. Here the μ NN and μ BDT largely improve over the pNN, for example at a background rejection $\varepsilon_{\text{bkg}}^{-1} = 100$ the signal efficiency is a factor of 1.6 larger. This is expected, as in this interval the background p_T distributions drastically differ from the ones at lower masses (see Fig. 1), and the pNN does not capture their correlation with mass. Nevertheless, the pNN still performs well at this mass, since some of the variables used (e.g. m_t^{rec} and the forward jet multiplicity) remain relatively stable across mass scales. A discriminator μ BDT₆₀₀₀ trained in the interval $m_T^{\text{rec}} \in [5.9, 6.1]$ TeV performs marginally better.

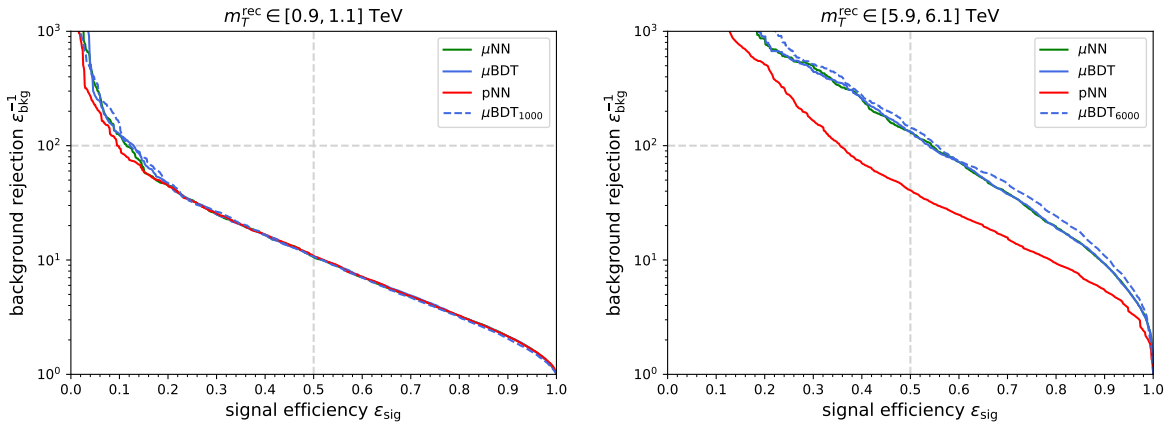


Figure 2: ROC curves for several multivariate discriminators, for $m_T = 1$ TeV (left) and $m_T = 6$ TeV (right).

4 Application to new physics searches

In close analogy to mass decorrelation for jet taggers, it is possible to preserve the background shape after the application of mass-unspecific classifiers by the simple method of a varying threshold. An example is shown in Fig. 3, for T masses of 2 and 4 TeV, using the μ BDT classifier. The same results are obtained with the μ NN. Such event selection, with varying threshold but fixed background rejection as a function of m_T^{rec} , enhances the visibility and significance of the signal peaks, whose shape is also preserved. Therefore, a precise background normalisation is not essential in order to observe the presence of a localised excess over a smooth background. Figure 3 also shows that, despite being trained in bins of m_T^{rec} , the μ BDT produces a continuous output across bins.

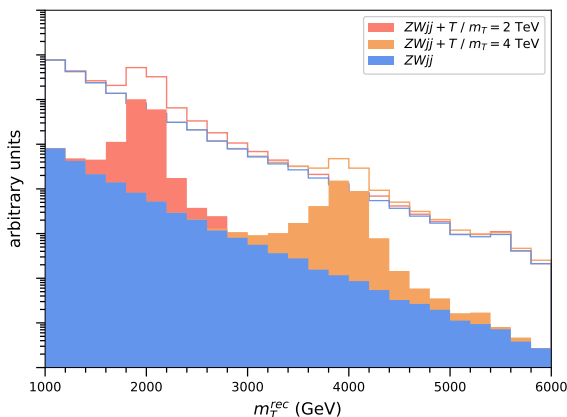


Figure 3: Kinematical distributions of the ZW^+jj background, and with two injected T signals with $m_T = 2$ and 4 TeV. The upper lines correspond to the preselection level, and the lower, filled distributions are obtained after a selection corresponding to $\varepsilon_{\text{bkg}}^{-1} = 100$.

Fig. 4 presents the signal efficiency as a function of the T quark mass, at the preselection level and after selections on the μ BDT score corresponding to $\varepsilon_{\text{bkg}}^{-1} = 10$ and 100. At the preselection level the efficiency is smaller at lower masses because often the top quark is not sufficiently boosted so that the b quark and charged lepton are contained in a $R = 0.8$ jet.³ At high masses the signal efficiency decreases due to the b tagging. The selection on the μ BDT score has an increasing efficiency for the signals because, as it can already be seen in Fig. 2, the signal to background discrimination improves at higher masses.

³Experimental searches usually consider a ‘merged’ as well as a ‘resolved’ event selection to encompass the cases where the decay products are more or less boosted. This complication is out of the scope of the current work.

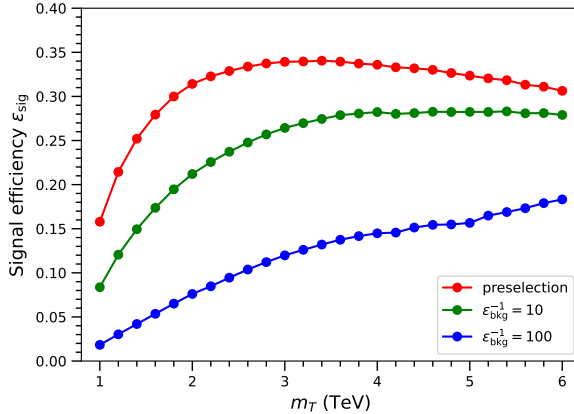


Figure 4: Signal efficiency at the preselection level and after selections on the μ BDT score.

5 Discussion

In this paper we have built mass-unspecific classifiers (μ NN and μ BDT) that use the full correlation between the signal and background features and the mass scale explored. We have compared the μ NN and μ BDT, which produce a continuous output across all the mass range, to classifiers trained on a specific narrow mass interval. It is found that the performance of the μ NN and μ BDT is quite close to those specific classifiers. In this sense, the performance of mass-unspecific classifiers is nearly optimal.

We have also seen that the μ NN and μ BDT perform as well as or better than a pNN. This advantage arises from two key factors:

- The background mass scale is correlated with the actual background shape, enabling a more effective background identification at all mass scales.
- The training sample includes events spanning the entire mass scale, setting equal weight for high as well as for low scales, thereby allowing the classifier to learn those differences.

We have also tested a pNN trained on the same background sample as the μ NN, that is, with equal number of events taken from each bin $m_T^{\text{rec}} \in [0.9, 1.1], \dots, [6.3, 6.5]$ TeV. Results improve at higher masses but are worse for $m_T = 1$ TeV and intermediate masses.

An additional point warrants discussion. We have deliberately designed discriminators that do not use the reconstructed new particle mass (in our benchmark example, m_T^{rec}) as input, allowing us to later use this variable to spot the presence of a signal. This is what most of the experimental searches using a pNN do. When adding it to the list of input variables, the signal to background discrimination within a given m_T^{rec} interval does not improve, since its value is the same for the signal and background. One can envisage a ‘global discriminator’ that uses the reconstructed mass and allows to detect the presence of an excess anywhere in

the spectrum. Besides potentially more significant issues with systematic uncertainties, such discriminator would not easily identify the mass of the new particle. For this reason we think it is more sensible to split the discriminating variables between the reconstructed particle mass and all other features.

Finally, we note that, despite the use of a benchmark of single T production at the HL-LHC, our conclusions extend to other new physics processes and colliders. Mass-unspecific classifiers offer a good performance and are especially useful when a wide mass range can be explored.

Acknowledgements

This work has been supported by the Spanish Research Agency (Agencia Estatal de Investigación) through projects PID2022-142545NB-C21, CEX2020-001007-S and grant PRE2022-101860 funded by MCIN/AEI/10.13039/501100011033.

References

- [1] P. Baldi, K. Cranmer, T. Faucett, P. Sadowski and D. Whiteson, “Parameterized neural networks for high-energy physics,” *Eur. Phys. J. C* **76**, no.5, 235 (2016) [arXiv:1601.07913 [hep-ex]].
- [2] J. A. Aguilar-Saavedra, F. R. Joaquim and J. F. Seabra, “Mass Unspecific Supervised Tagging (MUST) for boosted jets,” *JHEP* **03**, 012 (2021) [arXiv:2008.12792 [hep-ph]].
- [3] J. Thaler and K. Van Tilburg, “Identifying Boosted Objects with N-subjettiness,” *JHEP* **03**, 015 (2011) [arXiv:1011.2268 [hep-ph]].
- [4] K. Datta and A. Larkoski, “How Much Information is in a Jet?,” *JHEP* **06**, 073 (2017) [arXiv:1704.08249 [hep-ph]].
- [5] J. A. Aguilar-Saavedra, E. Arganda, F. R. Joaquim, R. M. Sandá Seoane and J. F. Seabra, “Gradient boosting MUST taggers for highly-boosted jets,” *Eur. Phys. J. Plus* **139**, no.11, 1019 (2024) [arXiv:2305.04957 [hep-ph]].
- [6] A. M. Sirunyan *et al.* [CMS], “Search for a charged Higgs boson decaying into top and bottom quarks in events with electrons or muons in proton-proton collisions at $\sqrt{s} = 13$ TeV,” *JHEP* **01**, 096 (2020) [arXiv:1908.09206 [hep-ex]].
- [7] A. Hayrapetyan *et al.* [CMS], “Search for Higgs boson pair production in the $b\bar{b}W^+W^-$ decay mode in proton-proton collisions at $\sqrt{s} = 13$ TeV,” *JHEP* **07**, 293 (2024) [arXiv:2403.09430 [hep-ex]].

- [8] G. Aad *et al.* [ATLAS], “Search for a resonance decaying into a scalar particle and a Higgs boson in the final state with two bottom quarks and two photons in proton–proton collisions at $\sqrt{s} = 13$ TeV with the ATLAS detector,” JHEP **11**, 047 (2024) [arXiv:2404.12915 [hep-ex]].
- [9] G. Aad *et al.* [ATLAS], “Search for a new Z' gauge boson in 4μ events with the ATLAS experiment,” JHEP **07**, 090 (2023) [arXiv:2301.09342 [hep-ex]].
- [10] G. Aad *et al.* [ATLAS], “Search for a new Z' gauge boson via the $pp \rightarrow W^{\pm(*)} \rightarrow Z'\mu^{\pm}\nu \rightarrow \mu^{\pm}\mu^{\mp}\mu^{\pm}\nu$ process in pp collisions at $\sqrt{s}=13$ TeV with the ATLAS detector,” Phys. Rev. D **110**, no.7, 072008 (2024) [arXiv:2402.15212 [hep-ex]].
- [11] G. Aad *et al.* [ATLAS], “Search for pair production of third-generation leptoquarks decaying into a bottom quark and a τ -lepton with the ATLAS detector,” Eur. Phys. J. C **83**, no.11, 1075 (2023) [arXiv:2303.01294 [hep-ex]].
- [12] A. Tumasyan *et al.* [CMS], “Search for electroweak production of charginos and neutralinos in proton-proton collisions at $\sqrt{s} = 13$ TeV,” JHEP **04**, 147 (2022) [arXiv:2106.14246 [hep-ex]].
- [13] G. Aad *et al.* [ATLAS], “Search for supersymmetry in final states with missing transverse momentum and three or more b-jets in 139 fb^{-1} of proton–proton collisions at $\sqrt{s} = 13$ TeV with the ATLAS detector,” Eur. Phys. J. C **83**, no.7, 561 (2023) [arXiv:2211.08028 [hep-ex]].
- [14] J. A. Aguilar-Saavedra, R. Benbrik, S. Heinemeyer and M. Pérez-Victoria, “Handbook of vectorlike quarks: Mixing and single production,” Phys. Rev. D **88**, no.9, 094010 (2013) [arXiv:1306.0572 [hep-ph]].
- [15] J. A. Aguilar-Saavedra, D. E. López-Fogliani and C. Muñoz, “Novel signatures for vectorlike quarks,” JHEP **06**, 095 (2017) [arXiv:1705.02526 [hep-ph]].
- [16] J. Alwall, R. Frederix, S. Frixione, V. Hirschi, F. Maltoni, O. Mattelaer, H. S. Shao, T. Stelzer, P. Torrielli and M. Zaro, “The automated computation of tree-level and next-to-leading order differential cross sections, and their matching to parton shower simulations,” JHEP **07**, 079 (2014) [arXiv:1405.0301 [hep-ph]].
- [17] A. Alloul, N. D. Christensen, C. Degrande, C. Duhr and B. Fuks, “FeynRules 2.0 - A complete toolbox for tree-level phenomenology,” Comput. Phys. Commun. **185**, 2250-2300 (2014) [arXiv:1310.1921 [hep-ph]].
- [18] C. Degrande, C. Duhr, B. Fuks, D. Grellscheid, O. Mattelaer and T. Reiter, “UFO - The Universal FeynRules Output,” Comput. Phys. Commun. **183**, 1201-1214 (2012) [arXiv:1108.2040 [hep-ph]].

- [19] T. Sjostrand, S. Mrenna and P. Z. Skands, “A Brief Introduction to PYTHIA 8.1,” *Comput. Phys. Commun.* **178**, 852-867 (2008) [arXiv:0710.3820 [hep-ph]].
- [20] J. de Favereau *et al.* [DELPHES 3], “DELPHES 3, A modular framework for fast simulation of a generic collider experiment,” *JHEP* **02**, 057 (2014) [arXiv:1307.6346 [hep-ex]].
- [21] M. Cacciari, G. P. Salam and G. Soyez, “FastJet User Manual,” *Eur. Phys. J. C* **72**, 1896 (2012) [arXiv:1111.6097 [hep-ph]].
- [22] M. Cacciari, G. P. Salam and G. Soyez, “The anti- k_t jet clustering algorithm,” *JHEP* **04**, 063 (2008) [arXiv:0802.1189 [hep-ph]].
- [23] F. Chollet, “Keras: Deep Learning for Python (2015),” <https://github.com/fchollet/keras>.
- [24] M. Abadi *et. al.*, “TensorFlow: Large-Scale Machine Learning on Heterogeneous Systems (2015),” <http://tensorflow.org/>
- [25] D. P. Kingma and J. Ba, “Adam: A Method for Stochastic Optimization,” arXiv:1412.6980 [cs.LG].
- [26] T. Chen and C. Guestrin, “XGBoost: A Scalable Tree Boosting System” *Proceedings of the 22nd ACM SIGKDD International Conference on Knowledge Discovery and Data Mining (KDD’16)*, 785 (2016) [arXiv:1603.02754 [hep-ph]].