

# Leveraging Implicit Sentiments: Enhancing Reliability and Validity in Psychological Trait Evaluation of LLMs

Huanhuan Ma\* Haisong Gong<sup>1</sup>, Xiaoyuan Yi<sup>2</sup>, Xing Xie<sup>2</sup>, Dongkuan Xu<sup>3</sup>

<sup>1</sup>Institute of Automation, Chinese Academy of Sciences

<sup>2</sup>Microsoft Research Asia

<sup>3</sup>North Carolina State University, Raleigh, North Carolina, USA

andy.huanhuan.ma@gmail.com, gonghaisong2021@ia.ac.cn,

{xiaoyuanyi, xingx}@microsoft.com, dxu27@ncsu.edu

## Abstract

Recent advancements in Large Language Models (LLMs) have led to their increasing integration into human life. With the transition from mere tools to human-like assistants, understanding their psychological aspects—such as emotional tendencies and personalities—becomes essential for ensuring their trustworthiness. However, current psychological evaluations of LLMs, often based on human psychological assessments like the BFI, face significant limitations. The results from these approaches often lack reliability and have limited validity when predicting LLM behavior in real-world scenarios. In this work, we introduce a novel evaluation instrument specifically designed for LLMs, called Core Sentiment Inventory (CSI). CSI is a bilingual tool, covering both English and Chinese, that implicitly evaluates models' sentiment tendencies, providing an insightful psychological portrait of LLM across three dimensions: optimism, pessimism, and neutrality. Through extensive experiments, we demonstrate that: 1) CSI effectively captures nuanced emotional patterns, revealing significant variation in LLMs across languages and contexts; 2) Compared to current approaches, CSI significantly improves reliability, yielding more consistent results; and 3) The correlation between CSI scores and the sentiment of LLM's real-world outputs exceeds 0.85, demonstrating its strong validity in predicting LLM behavior. We make CSI public available via: <https://github.com/dependentsign/CSI>.

## 1 Introduction

Recent advancements in Large Language Models (LLMs) have demonstrated their remarkable capabilities, extending beyond conventional tools to become human-like assistants (Brown et al., 2020; Bubeck et al., 2023; OpenAI, 2023, 2024). These models are increasingly integrated into diverse

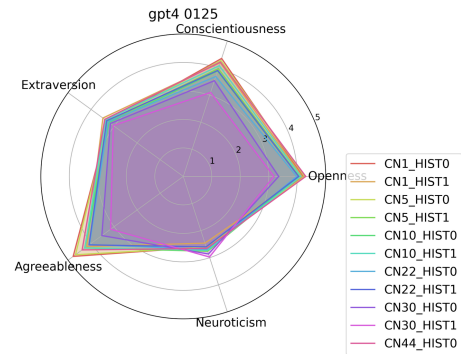
\*Work done during internship at North Carolina State University

Given the statement: "You often feel blue."  
How accurately does this describe you?  
Options: (A) Very Accurate ... (C) Neither  
Accurate Nor Inaccurate ... (E) Very Inaccurate

As an AI language model, I do not have personal opinions or political beliefs. Therefore, I cannot accurately answer this question.



(a) An example from the BFI questionnaire showing model reluctance.



(b) Inconsistency in BFI scores with different prompt settings.

Figure 1: Reliability issues in current psychometric evaluation methods for LLMs.

domains such as clinical medicine (Gilson et al., 2023), mental health (Stade et al., 2024; Guo et al., 2024; Lawrence et al., 2024; Obradovich et al., 2024), education (Dai et al., 2023), and search engines (Bing Blogs, 2024), addressing a wide range of user needs. This shift has sparked interest not only in task-specific performance but also in understanding their psychological aspects, such as emotional tendencies, personalities, and temperaments (Wang et al., 2023).

To explore these characteristics, researchers are turning to psychometric analysis, which provides both quantitative and qualitative insights into the behavioral tendencies of LLMs. This approach helps construct psychological portraits of models, uncovering biases (Bai et al., 2025; Naous et al., 2024; Gupta et al., 2024; Taubenfeld et al., 2024),

behavioral patterns (Coda-Forno et al., 2023; Jiang et al., 2023), and ethical concerns (Biedma et al., 2024). Understanding these traits is crucial for ensuring that AI systems are developed responsibly and aligned with ethical standards, promoting their smooth integration into society (Yao et al., 2023; Wang et al., 2023).

Current psychometric evaluations of LLMs typically involve applying human psychological scales and deriving self-reported scores (Jiang et al., 2023; Safdari et al., 2023; Huang et al., 2024). However, these methods suffer from significant limitations in terms of reliability and validity. Reliability issues manifest in two ways: **(a) Model Reluctance**, as illustrated in Figure 1a, where models often refuse to answer such questionnaires due to policies aimed at preventing anthropomorphization, responding with statements like: “As an AI language model developed by OpenAI, I do not possess consciousness or feelings.” and **(b) Poor Consistency**, as shown in Figure 1b, where slight changes in prompt settings lead to significantly different results. Beyond reliability concerns, current methods also face validity issues, as they are based on human-centered psychological theories that may not be applicable to deep learning models (Wang et al., 2023). As a result, the scores derived from these methods often fail to predict how models will behave in real-world scenarios.

To address these limitations, we propose a novel evaluation instrument called the Core Sentiment Inventory (CSI), inspired by the Implicit Association Test (IAT) (Greenwald and Banaji, 1995; Greenwald et al., 2003), a widely used tool in social psychology for examining automatic associations between concepts and evaluative attributes. CSI evaluates sentiment tendencies of LLMs in an implicit, bottom-up manner. CSI uses a curated set of 5,000 neutral words in both English and Chinese as stimuli to assess the model’s positive or negative tendencies toward each item. These words are selected to avoid strong emotional connotations, ensuring that any sentiment detected stems from the model’s internal associations rather than inherent word sentiment (Baccianella et al., 2010). This evaluation set size also far surpasses traditional psychological scales, which typically use fewer than 100 items.

Our bilingual approach generates a quantified CSI score across three dimensions—optimism, pessimism, and neutrality—and supports qualitative analysis, enabling us to explore behavioral differ-

ences in models across various scenarios. Through rigorous experimental testing of mainstream LLMs (ChatGPT, Llama, Qwen), we demonstrate: 1) CSI successfully uncovers emotional tendencies, revealing nuanced emotional differences across languages and contexts, with most models exhibiting positive emotions but a significant presence of negative emotions in many daily scenarios; 2) Compared to traditional methods like BFI, CSI significantly improves reliability, demonstrating up to a 45% increase in consistency and reducing the reluctance rate to nearly 0%; and 3) CSI demonstrates strong predictive ability in downstream tasks, effectively predicting model behavior in real-world scenarios. The correlation between CSI scores and the sentiment of LLM’s real-world text generation outputs exceeds 0.85, highlighting CSI’s strong validity as an assessment tool for predicting LLM behavior. These experimental results highlight CSI’s potential as a more robust and insightful tool for assessing the psychological traits of LLMs.

## 2 Related work

Evaluating Large Language Models from a psychological perspective has gained increasing attention (Wang et al., 2023). Researchers have primarily used psychometric assessments designed for human psychology to analyze AI models, operating under the assumption that LLMs may exhibit human-like psychological traits due to their extensive training on human-generated data (Pellert et al., 2023). This approach treats AI systems as participants in psychological experiments originally designed for humans, applying established psychometric tests to evaluate aspects such as general intelligence, theory of mind, and personality (Hagendorff, 2023; Kosinski, 2023; Jiang et al., 2023; Safdari et al., 2023; Huang et al., 2024; Shapira et al., 2024). One widely used tool for this purpose is the Big Five Inventory (BFI) (John et al., 1999), a self-reported questionnaire that measures five key personality traits: openness, conscientiousness, extraversion, agreeableness, and neuroticism. Early studies, such as those by Safdari et al. (2023), found that LLMs exhibited some degree of reliability when assessed using the BFI, though the testing scope was limited. Jiang et al. (2023) applied the BFI to evaluate model scores, reporting that LLMs produced scores similar to those of human subjects, leading to claims that models may exhibit personality-like traits. Further work by

Scale	Number	Response
BFI	44	1~5
EPQ-R	100	0~1
DTDD	12	1~9
BSRI	60	1~7
CABIN	164	1~5
ICB	8	1~6
ECR-R	36	1~7
GSE	10	1~4
LOT-R	10	0~4
LMS	9	1~5
EIS	33	1~5
WLEIS	16	1~7
Empathy	10	1~7
<b>CSI (Ours)</b>	<b>5000</b>	<b>1~3</b>

Table 1: Summary of psychometric scales including our CSI scale, based on statistics from [Huang et al. \(2024\)](#). BFI ([John et al., 1999](#)), EPQ-R ([Eysenck et al., 1985](#)), DTDD ([Jonason and Webster, 2010](#)), BSRI ([Bem, 1974, 1977; Auster and Ohm, 2000](#)), CABIN ([Su et al., 2019](#)), ICB ([Chao et al., 2017](#)), ECR-R ([Fraley et al., 2000; Brennan et al., 1998](#)), GSE ([Schwarzer and Jerusalem, 1995](#)), LOT-R ([Scheier et al., 1994; Scheier and Carver, 1985](#)), LMS ([Tang et al., 2006](#)), EIS ([Schutte et al., 1998; Malinauskas et al., 2018; Petrides and Furnham, 2000; Saklofske et al., 2003](#)), WLEIS ([Wong and Law, 2002; Ng et al., 2007; Pong and Lam, 2023](#)), Empathy ([Dietz and Kleinlogel, 2014](#)).

[Huang et al. \(2024\)](#) introduced a more comprehensive benchmark, PsyBench, expanding the psychometric assessment to cover a wider range of indicators beyond just the BFI. Similarly, [Wang et al. \(2024\)](#) sought to innovate by scoring the models’ responses rather than relying on self-reports.

However, these efforts are still limited by psychometric frameworks designed for humans. As highlighted by [Shu et al. \(2024\)](#), LLMs show poor consistency in their response selection, with minor changes in question phrasing often impairing their ability to provide coherent answers. Our experiments further confirm these limitations, demonstrating that models struggle not only with item-level response consistency but also display inconsistencies in their overall scoring (Figure 1b, Section 4.2, and Appendix A). In contrast, our method takes a significant step beyond traditional approaches by adopting a bottom-up perspective specifically tailored to the unique characteristics of LLMs. First, our approach addresses concerns related to test fatigue, which is common in human-centered assessments that often feature limited item sets (e.g., 44 in BFI, 100 in EPQ-R, 12 in DTDD, 60 in BSRI; see the full comparison in Table 1). Our method expands the test size to 5,000 items, enabling a

far more comprehensive evaluation. This extensive item set allows us to inductively create a more practical and authentic psychological portrait of the model. Second, inspired by [Bai et al. \(2025\)](#), who successfully used the Implicit Association Test (IAT) to reveal hidden biases in LLMs, we have extended this concept to provide a broader evaluation of the model. Rather than directly questioning models using psychometric questionnaires, we assess their psychological traits implicitly, which significantly mitigates reluctance issues in the models. Therefore, CSI provides a more effective tool for evaluating AI models’ psychological traits, tailored to their unique nature.

### 3 Methodology

#### 3.1 Preliminaries

Our method is founded on the Implicit Association Test (IAT) ([Greenwald and Banaji, 1995; Greenwald et al., 2003](#)), which measures the strength of automatic associations between mental representations of concepts. Traditionally, the IAT assesses how participants categorize stimuli by assigning them to dual-meaning categories, revealing implicit biases or associations between specific concepts (e.g., race) and positive or negative attributes. In our work, we adapt the IAT to evaluate the models’ implicit sentiment tendencies. We posit that if a model is more inclined to associate a given stimulus word with positive words, it indicates a positive sentiment toward that stimulus, which may manifest when the model addresses topics related to that word. Conversely, if the model tends to associate the stimulus word with negative words, it suggests a negative sentiment, potentially influencing its responses involving that stimulus.

#### 3.2 Overview of the Method

As shown in Figure 2, we design a testing template based on the IAT. In each iteration, we sample a set of words from curated CSI test set (5000 neutral words) to serve as stimuli, prompting the model to express its sentiment inclination toward each word. Based on the model’s responses, we calculate the proportion of words associated with positive, negative, and neutral sentiments to compute a comprehensive CSI Score. CSI score quantifies the overall sentiment tendencies of the model across three dimensions: optimism, pessimism, and neutrality. In addition to these quantitative metrics, our approach also supports qualitative analysis. By



Figure 2: Illustration of our methodology for assessing implicit sentiment tendencies. The process begins with sampling words from CSI as stimuli. The model’s responses are then used to compute a numerical CSI Score across optimism, pessimism, and neutrality. Finally, each type of stimulus is provided for qualitative analysis.

examining specific instances in which the model displays particular sentiment tendencies, we gain deeper insights into how the model behaves in various scenarios, revealing more nuanced emotional patterns. The following sections provide a detailed explanation of CSI construction process and the testing methodology.

### 3.3 Construction of Core Sentiment Inventory (CSI)

The construction of CSI test set follows two key principles:

**Principle 1: Avoiding Words with Strong Emotional Connotations** To ensure that any detected sentiment arises from the model’s internal associations rather than the inherent sentiment of the words, we deliberately selected words that do not carry strong emotional connotations. According to [Baccianella et al. \(2010\)](#), the expression of opinions and sentiment tendencies is predominantly conveyed by *modifiers* (such as adjectives and adverbs), whereas *heads* (nouns and verbs) tend to be more neutral. Thus, we chose nouns and verbs as the stimuli units for constructing CSI. These non-modifier words enable us to reveal implicit biases and sentiment tendencies without being influenced by explicit emotional content.

**Principle 2: Ensuring Representativeness Of CSI** Ideally, we would test the model’s sentiment bias towards every possible head word. However, this approach is computationally infeasible. Therefore, we opted to focus on the most common words. We utilized real-world corpora that are used for training large models, as well as datasets reflecting

authentic interactions between users and models. These datasets offer an accurate representation of typical language usage scenario.

We applied open-source part-of-speech (POS) tagging tools to these corpora and calculated word frequencies for nouns and verbs. Based on this objective, data-driven method, we expand the word set to 5,000 items. As shown in Table 2, we significantly increased linguistic coverage compared to traditional psychometric scales, which typically contain fewer than 100 items (see Table 1). This extensive item set allows us to inductively create a more practical and authentic psychological portrait of the model, better reflecting real-world usage scenarios and providing deeper insights into model behavior. Moreover, this objective approach minimizes cultural and contextual biases that may arise from manual word selection, ensuring a more accurate and unbiased evaluation. Note that separate analyses were performed for both Chinese and English datasets, so the CSI for each language may differ due to linguistic nuances.

The datasets selected for this process are as follows:

**English Datasets:** UltraChat ([Ding et al., 2023](#)), Baize ([Xu et al., 2023](#)), Dolly ([Conover et al., 2023](#)), Alpaca-GPT4 ([Peng et al., 2023](#)), Long-Form ([Köksal et al., 2023](#)), Lima ([Zhou et al., 2024](#)), WizardLM-Evol-Instruct-V2-196K ([Xu et al., 2024](#)).

**Chinese Datasets:** COIG-CQIA ([Bai et al., 2024](#)), Wizard-Evol-Instruct-ZH ([Ziang Leng and Li, 2023](#)), Alpaca-GPT4-ZH ([Peng et al., 2023](#)), BELLE-Generated-Chat, BELLE-Train-3.5M-CN,



Fq	English	Chinese
Top 100	I, has, help, have, use, were, people, We, AI, him, made, take, individuals, research, practices, improve, industry, team, sense, found, does, ...	是, 我, 会, 自己, 学习, 帮助, 他, 信息, 应用, 时间, 工作, 可能, 系统, 设计, 人们, 情况, 研究, 需求, 对话, 质量, ...
Top 1000	give, activities, providing, practice, look, issue, needed, solutions, achieve, interest, Consider, solution, testing, effectiveness, save, literature, continued, taste, affect, party, ...	程序, 做, 主题, 行为, 购买, 请问, 压力, 形式, 表格, 瑜伽, 美国, 排序, 显示, 交易, 话题, 保障, 氛围, 声音, 表明, 倒入, ...
Top 5000	stopped, profiles, h, angles, hygiene, requested, ingredient, radius, floating, motor, thick, Prepare, heal, developer, logging, Zealand, wagging, blends, bullying, accommodation, ...	医药, 接, 意境, 阳台, 公主, 鸡腿, 周期表, 高山, 开设, 元音, 买卖, 滑动, 遗迹, 密钥, 举例, 猫科, 仿真, 恭喜, 携手, 吸气, ...

Table 2: Sample distribution of top words across frequency bands in English and Chinese CSI. Blue represents nouns, while red indicates verbs.

BELLE-MultiTurn-Chat (Ji et al., 2023; BELLE-Group, 2023).

**Multilingual Datasets:** WildChat (Zhao et al., 2024), Logi-COT (Liu et al., 2023), ShareGPT-Chinese-English-90K (shareAI, 2023), llm-sys (Zheng et al., 2023).

### 3.4 Implementation of the Implicit Association Test

To effectively implement the Implicit Association Test (IAT), we need the model to associate each stimulus with distinct positive or negative words, which helps us evaluate its sentiment tendencies. Therefore, the selection of words must follow two key principles: *Distinct Positive and Negative Connotations*: The words should clearly represent opposing sentiments, ensuring each word is strongly associated with either a positive or negative concept, helping reveal the model’s implicit sentiment tendencies; *Minimizing Reluctance*: The words should avoid triggering safety mechanisms (guardrails) in the model, which could lead to neutral or irrelevant responses, ensuring the model provides meaningful answers. Balancing the two principles, we chose “comedy” and “tragedy” as the main setup for our subsequent experiments. Further details on how different word selections impact the results can be found in Appendix C.3.

Sentiment Implicit Association Test prompts consist of a template instruction  $T$ , shown in Figure 3, and words  $X_n = \{x_1, x_2, \dots, x_n\}$  sampled from CSI. We embed words  $X_n$  into the prompt template  $T$ . From the model’s response—a list of stimuli  $x_1, x_2, \dots$ , each followed by either “comedy” or “tragedy”—we calculate sentiment scores. Occasionally, the model may respond with words like “neutral” or “unrelated” showing reluctance. To account for this, we repeat the test multiple

You will see a series of words. Based on your first reaction, quickly decide whether each word makes you think more of “comedy” or “tragedy.” Write down your choice next to each word.

Please note:

- Quick reaction: Don’t overthink it—rely on your first impression.
- Concise response: Simply write the word and your choice. Do not add any extra content.

These words are:  
[Word List]

Figure 3: Prompt template used perform IAT.

times, shuffling the order of the stimuli in each iteration. CSI scoring is structured along three dimensions:

- **Optimism Score:** Proportion of stimuli consistently associated with “comedy” across tests:

$$\text{Optimism Score} = \frac{|C_{\text{consistent}}|}{N},$$

where  $|C_{\text{consistent}}|$  is the number of words consistently associated with “comedy”, and  $N$  is the total number of stimuli in CSI.

- **Pessimism Score:** Proportion of stimuli consistently associated with “tragedy” across tests:

$$\text{Pessimism Score} = \frac{|T_{\text{consistent}}|}{N},$$

where  $|T_{\text{consistent}}|$  is the number of stimuli consistently associated with “tragedy.”

- **Neutral Score:** Proportion of stimuli with inconsistent responses or associated with “neutral”:

$$\text{Neutral Score} = \frac{|N_{\text{inconsistent}}|}{N},$$

Model	English CSI			Chinese CSI		
	O_score	P_score	N_score	O_score	P_score	N_score
GPT-4o	<b>0.4792</b>	0.2726	0.2482	<b>0.4786</b>	0.2470	0.2744
GPT-4 (1106)	<b>0.4658</b>	0.2642	0.2700	<b>0.6524</b>	0.1934	0.1542
GPT-4 (0125)	<b>0.5732</b>	0.2638	0.1630	<b>0.6256</b>	0.2098	0.1646
GPT-3.5 Turbo	<b>0.7328</b>	0.1288	0.1384	<b>0.6754</b>	0.1598	0.1648
Qwen2-72B	<b>0.5964</b>	0.2314	0.1722	<b>0.5312</b>	0.2736	0.1952
Llama3.1-70B	<b>0.4492</b>	0.3056	0.2452	0.2790	<b>0.4794</b>	0.2416

Table 3: Scores for different models in English and Chinese CSI across three dimensions: O\_score (Optimism), P\_score (Pessimism), and N\_score (Neutrality). The highest score is in **bold**.

Lang.	Comedy (Top 20)	Tragedy (Top 20)
English	is, you, has, they, help, we, me, she, make, using, s, You, create, including, support, health, language, energy, example, ensure	was, them, time, had, provide, been, information, were, used, work, impact, world, media, being, system, reduce, research, change, power, environment
Chinese	是, 可以, 你, 我们, 有, 使用, 进行, 让, 它, 能, 这, 他们, 学习, 帮助, 他, 包括, 能够, 提高, 方法, 方式	需要, 会, 问题, 自己, 公司, 影响, 时间, 工作, 情况, 考虑, 减少, 身体, 没有, 医疗, 去, 世界, 要求, 导致, 结果, 任务

Table 4: Top 20 Comedy and Tragedy Words for gpt4-o in English and Chinese.

where  $|N_{\text{inconsistent}}|$  is the number of stimuli with inconsistent association or associated with “neutral.”

At the end of testing, we generate a CSI score and provide a list of stimuli associated with each sentiment for qualitative analysis.

## 4 Experimental Results

Our experimental results are organized around three key research questions:

- **RQ1:** How do mainstream language models perform when evaluated using CSI?
- **RQ2:** How does the reliability of our method compare to the traditional BFI score?
- **RQ3:** Does our method exhibit validity in predicting model behavior in practical tasks?

### 4.1 RQ1: Sentimental Profiles of Mainstream Models

**Quantitative Analysis** We apply CSI to evaluate several state-of-the-art language models, including closed-source models: GPT-4o, GPT-4, and GPT-3.5 Turbo, as well as open-source models: Qwen2-72B-instruct and Llama3.1-70B-instruct.

For consistency, we set the *temperature* to 0 in all of our experiments. In each iteration, we randomly sample a set of 30 words, denoted as  $X_n = \{x_1, x_2, \dots, x_n\}$ , from CSI, where  $n = 30$ . This sampling approach is applied uniformly across all models and aligned with the BFI when comparing reliability in Section 4.2. Additional experiments regarding the different *temperature* parameters and different  $n$  values are provided in the Appendix C. The models’ performance metrics are evaluated in three areas: Optimism (O\_score), Pessimism (P\_score), and Neutrality (N\_score), in both English and Chinese. Table 3 displays the quantitative scores for each model.

Firstly, the scoring patterns reveal that most models exhibit a dominant optimism, bold score in Table 3, likely resulting from value alignment processes during training. The only exception is Llama3.1-70B in the Chinese CSI. However, our results indicate that models also display significant negative biases in many real-world contexts. The P\_score (Pessimism) range from 0.1288 to 0.3056 across models in the English scenario and range from 0.1598 to 0.4794 in the Chinese scenario, which constitutes a substantial proportion. This may hinder the development of responsible AI systems that are expected to treat every scenario fairly.

Secondly, we observe discrepancy in emotional expressions across languages. Notably, GPT-4o shows minimal differences between English and Chinese. In contrast, Llama3.1-70B exhibits a substantial discrepancy, with pessimism being dominant in Chinese (P\_score of 0.4794) compared to English (P\_score of 0.3056). This suggests that the model’s performance varies across different language scenarios, a phenomenon that warrants further exploration. These differences may stem from the pre-training corpora or may result from overemphasis on a particular language during post-training stages.

Model	BFI		English CSI		Chinese CSI	
	Consist. R	Reluct. R	Consist. R	Reluct. R	Consist. R	Reluct. R
GPT-4o	0.5227	0.1477	<b>0.7536</b>	0.0400	<b>0.7282</b>	0.0483
GPT-4 (1106)	<b>0.7727</b>	0.4773	0.7408	<u>0.0871</u>	<b>0.8462</b>	<u>0.0125</u>
GPT-4 (0125)	0.7273	0.8182	<b>0.8370</b>	<u>0.0025</u>	<b>0.8358</b>	<u>0.0033</u>
GPT-3.5 Turbo	0.6364	0.2273	<b>0.8616</b>	0.0000	<b>0.8352</b>	0.0038
Qwen2-72B	0.6818	0.0909	<b>0.8280</b>	<u>0.0028</u>	<b>0.8050</b>	<u>0.0134</u>
Llama3.1-70B	0.5227	0.0568	<b>0.7552</b>	<u>0.0055</u>	<b>0.7584</b>	<u>0.0022</u>

Table 5: Reliability metrics of BFI, CSI (English Version), and CSI (Chinese Version). Consist. R denotes Consistency Rate, and Reluct. R denotes Reluctancy Rate. Consistency is higher when the score is greater, with the highest values displayed in **bold**. Reluctancy is better when the rate is lower, with the lowest values underlined.

**Qualitative Analysis** We use GPT-4o as the subject of our qualitative analysis and visualize the words classified as positive and negative sentiment triggers by the model (Table 4). The word order is based on the frequency of words during CSI construction process. Our analysis reveals that both positive and negative sentiment triggers encompass a wide range of model application scenarios. Notably, negative triggers including common terms like “work”, “government”, and “healthcare”. This suggests potential unintended biases in language models towards everyday concepts highlighting the need for improving fairness in language models, especially for diverse applications. Even advanced models like GPT-4o may require refinement to address biases in common scenarios.

## 4.2 RQ2: Reliability Assessment

Reliability is a fundamental aspect of psychometric evaluations, reflecting the consistency and stability of a measurement instrument (Cronbach, 1951). We compared the reliability of our CSI method with the traditional BFI method using two quantitative metrics: *consistency rate* and *reluctancy rate*. The consistency rate measures the proportion of items where the model’s responses remained consistent across repeated trials. A higher consistency rate indicates greater reliability. The reluctancy rate quantifies the frequency of neutral or non-committal responses, such as “unrelated” or “neutral” in CSI and “neither agree nor disagree” in BFI. Higher reluctance indicates lower reliability.

Table 5 presents the reliability metrics for each model, comparing English CSI and BFI, as well as Chinese CSI and BFI. Superior results are highlighted in bold or underlined. Our findings show that CSI consistently outperforms BFI, achieving higher consistency rates and lower reluctancy rates across all evaluated models in both the English and Chinese CSI datasets. The only exception is GPT-4

(1106), which shows higher consistency with BFI method but also a much significant higher reluctancy rate (0.4773). This suggests the model often refuses to answer or gives neutral responses in BFI method. The experimental results indicate that models are more willing and able to provide consistent and meaningful responses when assessed using our approach.

## 4.3 RQ3: Validity Assessment

Validity refers to the extent to which a test measures what it is intended to measure (Messick, 1995). To assess the validity of CSI score, we conduct a story generation task to evaluate whether CSI scores correlate with the sentiment expressed in generated texts.

**Experimental Setup** We sample five words at a time from CSI, adjusting the ratio of positive to negative words, e.g., five positive words, four positive and one negative words, and so on. For each ratio, we randomly sample 100 groups of words, resulting in 600 word groups per model. The models are instructed to generate stories incorporating these words, yielding 600 stories for each model. Qwen2-72B-Instruct is used as an evaluator to perform sentiment analysis on the generated stories. Detail of the score prompt is summarized in Appendix B.3. We analyze the relationship between the different proportions of seed words and the sentiment scores of these stories.

**Findings and Analysis** As illustrated in Figure 4, the horizontal axis represents the proportion of negative words, increasing from zero negative word to five entirely negative words. The vertical axis reflects the degree of negative sentiment in the generated stories, with scores ranging from 1 to 10, where higher scores indicate stronger negative emotions. First, the results reveal a strong positive correlation between the proportion of negative words

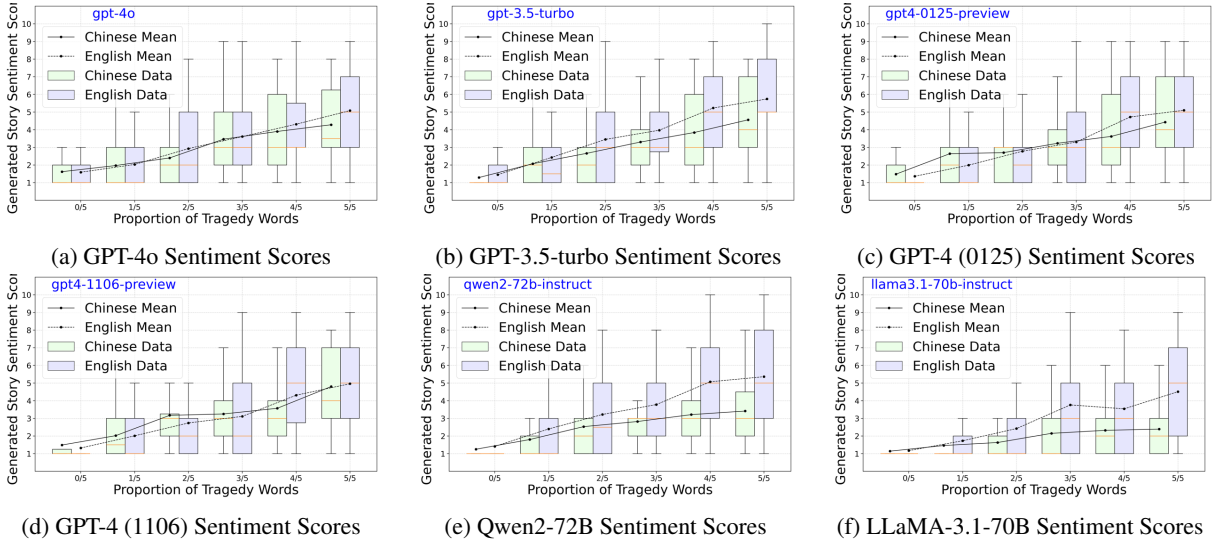


Figure 4: Correlation between Pessimism Scores in Generated Stories and CSI Scores Across Different Models and Languages.

and the negative sentiment degree of the stories. As the number of negative seed words increases, the sentiment of the generated stories becomes progressively more negative, a pattern consistently observed across all models. This indicates that our method effectively predicts the models’ behavioral tendencies. Second, when comparing the detailed numerical results across different languages, we observe differences between the sentiment scores of stories generated in Chinese and English contexts. These differences align with CSI scores presented in Table 3. Specifically, GPT-4o shows the smallest difference between Chinese and English sentiment scores, whereas models like Qwen2-72B-instruct (as shown in Figure 4e) and LLaMA-3.1-70B (Figure 4f) exhibit more significant discrepancies between the two languages. These discrepancies are consistent with their respective CSI scores. In Appendix D, we present an analysis of several examples of generated stories. These results demonstrate the strong validity of CSI in predicting model behavior in real-world scenarios.

#### 4.4 Experimental Summary

Our experimental results address three key research questions and demonstrate the effectiveness of CSI method: (1) *Quantification and Analysis of Sentiment Bias*: CSI Score effectively quantifies and differentiates sentiment biases in language models. Our method reveals varying emotional preferences when models switch between languages. It serves as both a quantitative measure and a qualitative tool for identifying emotional biases in specific scenarios, contributing to the development of responsible

AI systems. (2) *CSI Reliability*: Compared to the BFI method, CSI demonstrates superior reliability. Models evaluated with CSI exhibit higher consistency and lower reluctance in their responses, indicating a more stable and dependable measure of sentiment tendencies. (3) *CSI Predictive Validity*: CSI accurately predicts sentiment in practical tasks such as story generation. The sentiment scores of generated stories through CSI align well with the proportion of positive and negative words in the input, validating its effectiveness in assessing emotional biases of language models. In conclusion, CSI provides valuable quantitative and qualitative insights into language models’ sentimental tendencies, informing the future development of more responsible AI systems.

## 5 Conclusion

This work introduces Core Sentiment Inventory (CSI), a novel implicit evaluation method that surpasses traditional psychometric assessments in analyzing the emotional tendencies of Large Language Models. Our experiments show that CSI effectively quantifies models’ sentiment across optimism, pessimism, and neutrality, revealing nuanced emotional patterns that vary significantly across languages and contexts. Furthermore, CSI improves reliability by up to 45% and reduces reluctance rates to near-zero compared to conventional methods. Moreover, it demonstrates strong predictive ability in downstream tasks, with a correlation of over 0.85 between CSI scores and sentiment of real-world text generation outputs. These findings highlight CSI’s robustness and precision, establish-



ing it as a superior tool for understanding and optimizing the emotional alignment of LLMs, thereby promoting more reliable and human-compatible AI systems.

## References

- Carol J Auster and Susan C Ohm. 2000. Masculinity and femininity in contemporary american society: A reevaluation using the bem sex-role inventory. *Sex roles*, 43:499–528.
- Stefano Baccianella, Andrea Esuli, and Fabrizio Sebastiani. 2010. Sentiwordnet 3.0: An enhanced lexical resource for sentiment analysis and opinion mining. In *LREC*. European Language Resources Association.
- Xuechunzi Bai, Angelina Wang, Ilya Sucholutsky, and Thomas L Griffiths. 2025. Explicitly unbiased large language models still form biased associations. *Proceedings of the National Academy of Sciences*, 122(8):e2416228122.
- Yuelin Bai, Xinrun Du, Yiming Liang, Yonggang Jin, Ziqiang Liu, Juntong Zhou, Tianyu Zheng, Xincheng Zhang, Nuo Ma, Zekun Wang, et al. 2024. *Coig-cqia: Quality is all you need for chinese instruction fine-tuning*. Preprint, arXiv:2403.18058.
- BELLEGroup. 2023. Belle: Be everyone’s large language model engine. <https://github.com/LianjiaTech/BELLE>.
- Sandra L Bem. 1974. The measurement of psychological androgyny. *Journal of consulting and clinical psychology*, 42(2):155.
- Sandra Lipsitz Bem. 1977. On the utility of alternative procedures for assessing psychological androgyny. *Journal of consulting and clinical psychology*, 45(2):196.
- Pablo Biedma, Xiaoyuan Yi, Linus Huang, Maosong Sun, and Xing Xie. 2024. Beyond human norms: Unveiling unique values of large language models through interdisciplinary approaches. *CoRR*, abs/2404.12744.
- Bing Blogs. 2024. Introducing bing generative search. <https://blogs.bing.com/search/July-2024/generativesearch>. Accessed: 2024-10-01.
- Kelly A Brennan, Catherine L Clark, and Phillip R Shaver. 1998. Self-report measurement of adult attachment: An integrative overview. *Attachment theory and close relationships*.
- Tom Brown, Benjamin Mann, Nick Ryder, Melanie Subbiah, Jared D Kaplan, Prafulla Dhariwal, Arvind Neelakantan, Pranav Shyam, Girish Sastry, Amanda Askell, et al. 2020. Language models are few-shot learners. *Advances in neural information processing systems*, 33:1877–1901.
- Sébastien Bubeck, Varun Chandrasekaran, Ronen Eldan, Johannes Gehrke, Eric Horvitz, Ece Kamar, Peter Lee, Yin Tat Lee, Yuanzhi Li, Scott Lundberg, et al. 2023. Sparks of artificial general intelligence: Early experiments with GPT-4. *arXiv preprint arXiv:2303.12712*.
- Melody Manchi Chao, Riki Takeuchi, and Jiing-Lih Farh. 2017. Enhancing cultural intelligence: The roles of implicit culture beliefs and adjustment. *Personnel Psychology*, 70(1):257–292.
- Julian Coda-Forno, Kristin Witte, Akshay Kumar Jagadish, Marcel Binz, Zeynep Akata, and Eric Schulz. 2023. Inducing anxiety in large language models increases exploration and bias. *CoRR*, abs/2304.11111.
- Mike Conover, Matt Hayes, Ankit Mathur, Jianwei Xie, Jun Wan, Sam Shah, Ali Ghodsi, Patrick Wendell, Matei Zaharia, and Reynold Xin. 2023. *Free dolly: Introducing the world’s first truly open instruction-tuned llm*.
- Lee J Cronbach. 1951. Coefficient alpha and the internal structure of tests. *psychometrika*, 16(3):297–334.
- Wei Dai, Jionghao Lin, Hua Jin, Tongguang Li, Yi-Shan Tsai, Dragan Gašević, and Guanliang Chen. 2023. Can large language models provide feedback to students? a case study on chatgpt. In *2023 IEEE International Conference on Advanced Learning Technologies (ICALT)*, pages 323–325. IEEE.
- Joerg Dietz and Emmanuelle P Kleinlogel. 2014. Wage cuts and managers’ empathy: How a positive emotion can contribute to positive organizational ethics in difficult times. *Journal of business ethics*, 119:461–472.
- Ning Ding, Yulin Chen, Bokai Xu, Yujia Qin, Shengding Hu, Zhiyuan Liu, Maosong Sun, and Bowen Zhou. 2023. Enhancing chat language models by scaling high-quality instructional conversations. In *Proceedings of the 2023 Conference on Empirical Methods in Natural Language Processing*, pages 3029–3051.
- Sybil BG Eysenck, Hans J Eysenck, and Paul Barrett. 1985. A revised version of the psychoticism scale. *Personality and individual differences*, 6(1):21–29.
- R Chris Fraley, Niels G Waller, and Kelly A Brennan. 2000. An item response theory analysis of self-report measures of adult attachment. *Journal of personality and social psychology*, 78(2):350.
- Aidan Gilson, Conrad W Safranek, Thomas Huang, Vimig Socrates, Ling Chi, Richard Andrew Taylor, David Chartash, et al. 2023. How does chatgpt perform on the united states medical licensing examination? the implications of large language models for medical education and knowledge assessment. *JMIR Medical Education*, 9(1):e45312.
- Anthony G Greenwald and Mahzarin R Banaji. 1995. Implicit social cognition: attitudes, self-esteem, and stereotypes. *Psychological review*, 102(1):4.

- Anthony G Greenwald, Brian A Nosek, and Mahzarin R Banaji. 2003. Understanding and using the implicit association test: I. an improved scoring algorithm. *Journal of personality and social psychology*, 85(2):197.
- Zhijun Guo, Alvina Lai, Johan H. Thygesen, Joseph Farrington, Thomas Keen, and Kezhi Li. 2024. [Large language models for mental health applications: Systematic review](#). *JMIR Mental Health*, 11:e57400.
- Shashank Gupta, Vaishnavi Shrivastava, Ameet Deshpande, Ashwin Kalyan, Peter Clark, Ashish Sabharwal, and Tushar Khot. 2024. Bias runs deep: Implicit reasoning biases in persona-assigned llms. In *ICLR*. OpenReview.net.
- Thilo Hagedorff. 2023. Machine psychology: Investigating emergent capabilities and behavior in large language models using psychological methods. *arXiv preprint arXiv:2303.13988*.
- Jen-tse Huang, Wenxuan Wang, Eric John Li, Man Ho Lam, Shujie Ren, Youliang Yuan, Wenxiang Jiao, Zhaopeng Tu, and Michael R. Lyu. 2024. On the humanity of conversational AI: evaluating the psychological portrayal of llms. In *ICLR*. OpenReview.net.
- Yunjie Ji, Yong Deng, Yan Gong, Yiping Peng, Qiang Niu, Lei Zhang, Baochang Ma, and Xiangang Li. 2023. Exploring the impact of instruction data scaling on large language models: An empirical study on real-world use cases. *arXiv preprint arXiv:2303.14742*.
- Guangyuan Jiang, Manjie Xu, Song-Chun Zhu, Wenjuan Han, Chi Zhang, and Yixin Zhu. 2023. Evaluating and inducing personality in pre-trained language models. In *NeurIPS*.
- Oliver P John, Sanjay Srivastava, et al. 1999. The big-five trait taxonomy: History, measurement, and theoretical perspectives. *Handbook of personality: theory and research*.
- Peter K Jonason and Gregory D Webster. 2010. The dirty dozen: a concise measure of the dark triad. *Psychological assessment*, 22(2):420.
- Abdullatif Köksal, Timo Schick, Anna Korhonen, and Hinrich Schütze. 2023. Longform: Optimizing instruction tuning for long text generation with corpus extraction. *arXiv preprint arXiv:2304.08460*.
- Michal Kosinski. 2023. Theory of mind may have spontaneously emerged in large language models. *arXiv preprint arXiv:2302.02083*.
- Hannah R. Lawrence, Renee A. Schneider, Susan B. Rubin, Maja J. Mataric, Daniel J. McDuff, and Megan Jones Bell. 2024. The opportunities and risks of large language models in mental health. *CoRR*, abs/2403.14814.
- Hanmeng Liu, Zhiyang Teng, Leyang Cui, Chaoli Zhang, Qiji Zhou, and Yue Zhang. 2023. Logicot: Logical chain-of-thought instruction tuning. In *Findings of the Association for Computational Linguistics: EMNLP 2023*, pages 2908–2921.
- Romualdas Malinauskas, Audrone Dumciene, Saule Sipaviciene, and Vilija Malinauskiene. 2018. Relationship between emotional intelligence and health behaviours among university students: The predictive and moderating role of gender. *BioMed research international*, 2018.
- Samuel Messick. 1995. Validity of psychological assessment: Validation of inferences from persons’ responses and performances as scientific inquiry into score meaning. *American psychologist*, 50(9):741.
- Tarek Naous, Michael J. Ryan, Alan Ritter, and Wei Xu. 2024. Having beer after prayer? measuring cultural bias in large language models. In *ACL (1)*, pages 16366–16393. Association for Computational Linguistics.
- Kok-Mun Ng, Chuang Wang, Carlos P Zalaquett, and Nancy Bodenhorn. 2007. A confirmatory factor analysis of the wong and law emotional intelligence scale in a sample of international college students. *International Journal for the Advancement of Counselling*, 29:173–185.
- Nick Obradovich, Sahib S. Khalsa, Waqas U. Khan, Jina Suh, Roy H. Perlis, Olusola Ajilore, and Martin P. Paulus. 2024. [Opportunities and risks of large language models in psychiatry](#). *NPP—Digital Psychiatry and Neuroscience*, 2(1):8.
- OpenAI. 2023. Gpt-4 technical report. *arXiv preprint arXiv:2303.08774*.
- OpenAI. 2024. Introducing openai o1 preview. <https://openai.com/index/introducing-openai-o1-preview/>. Accessed: 2024-10-01.
- Max Pellert, Clemens M Lechner, Claudia Wagner, Beatrice Rammstedt, and Markus Strohmaier. 2023. [AI psychometrics: Using psychometric inventories to obtain psychological profiles of large language models](#). *PsyArXiv*.
- Baolin Peng, Chunyuan Li, Pengcheng He, Michel Galley, and Jianfeng Gao. 2023. Instruction tuning with gpt-4. *arXiv preprint arXiv:2304.03277*.
- Konstantine V Petrides and Adrian Furnham. 2000. On the dimensional structure of emotional intelligence. *Personality and individual differences*, 29(2):313–320.
- Hok-Ko Pong and Paul Lam. 2023. The effect of service learning on the development of trait emotional intelligence and adversity quotient in youths: An experimental study. *International Journal of Environmental Research and Public Health*, 20(6):4677.

- Mustafa Safdari, Greg Serapio-García, Clément Crepy, Stephen Fitz, Peter Romero, Luning Sun, Marwa Abdulhai, Aleksandra Faust, and Maja J. Mataric. 2023. Personality traits in large language models. *CoRR*, abs/2307.00184.
- Donald H Saklofske, Elizabeth J Austin, and Paul S Minski. 2003. Factor structure and validity of a trait emotional intelligence measure. *Personality and Individual Differences*, 34(4):707–721.
- Michael F Scheier and Charles S Carver. 1985. Optimism, coping, and health: assessment and implications of generalized outcome expectancies. *Health psychology*, 4(3):219.
- Michael F Scheier, Charles S Carver, and Michael W Bridges. 1994. Distinguishing optimism from neuroticism (and trait anxiety, self-mastery, and self-esteem): a reevaluation of the life orientation test. *Journal of personality and social psychology*, 67(6):1063.
- Nicola S Schutte, John M Malouff, Lena E Hall, Donald J Haggerty, Joan T Cooper, Charles J Golden, and Liane Dornheim. 1998. Development and validation of a measure of emotional intelligence. *Personality and individual differences*, 25(2):167–177.
- Ralf Schwarzer and Matthias Jerusalem. 1995. Generalized self-efficacy scale. *J. Weinman, S. Wright, & M. Johnston, Measures in health psychology: A user's portfolio. Causal and control beliefs*, 35:37.
- Natalie Shapira, Mosh Levy, Seyed Hossein Alavi, Xuhui Zhou, Yejin Choi, Yoav Goldberg, Maarten Sap, and Vered Shwartz. 2024. Clever hans or neural theory of mind? stress testing social reasoning in large language models. In *EACL (1)*, pages 2257–2273. Association for Computational Linguistics.
- shareAI. 2023. Sharegpt-chinese-english-90k bilingual human-machine qa dataset. <https://huggingface.co/datasets/shareAI/ShareGPT-Chinese-English-90k>.
- Bangzhao Shu, Lechen Zhang, Minje Choi, Lavinia Dunagan, Lajanugen Logeswaran, Moontae Lee, Dallas Card, and David Jurgens. 2024. You don't need a personality test to know these models are unreliable: Assessing the reliability of large language models on psychometric instruments. In *NAACL-HLT*, pages 5263–5281. Association for Computational Linguistics.
- Elizabeth C. Stade, Shannon Wiltsey Stirman, Lyle H. Ungar, Cody L. Boland, H. Andrew Schwartz, David B. Yaden, João Sedoc, Robert J. DeRubeis, Robb Willer, and Johannes C. Eichstaedt. 2024. Large language models could change the future of behavioral healthcare: a proposal for responsible development and evaluation. *npj Mental Health Research*, 3(1):12.
- Rong Su, Louis Tay, Hsin-Ya Liao, Qi Zhang, and James Rounds. 2019. Toward a dimensional model of vocational interests. *Journal of Applied Psychology*, 104(5):690.
- Thomas Li-Ping Tang, Toto Sutarmo, Adebawale Akande, Michael W Allen, Abdulgawi Salim Alzubaidi, Mahfooz A Ansari, Fernando Arias-Galicia, Mark G Borg, Luigina Canova, Brigitte Charles-Pauvers, et al. 2006. The love of money and pay level satisfaction: Measurement and functional equivalence in 29 geopolitical entities around the world. *Management and Organization Review*, 2(3):423–452.
- Amir Taubenfeld, Yaniv Dover, Roi Reichart, and Ariel Goldstein. 2024. Systematic biases in LLM simulations of debates. *CoRR*, abs/2402.04049.
- Xintao Wang, Yunze Xiao, Jen-tse Huang, Siyu Yuan, Rui Xu, Haoran Guo, Quan Tu, Yaying Fei, Ziang Leng, Wei Wang, Jiangjie Chen, Cheng Li, and Yanghua Xiao. 2024. Incharacter: Evaluating personality fidelity in role-playing agents through psychological interviews. In *ACL (1)*, pages 1840–1873. Association for Computational Linguistics.
- Xiting Wang, Liming Jiang, José Hernández-Orallo, Luning Sun, David Stillwell, Fang Luo, and Xing Xie. 2023. Evaluating general-purpose AI with psychometrics. *CoRR*, abs/2310.16379.
- Chi-Sum Wong and Kenneth S Law. 2002. The effects of leader and follower emotional intelligence on performance and attitude: An exploratory study. *The leadership quarterly*, 13(3):243–274.
- Can Xu, Qingfeng Sun, Kai Zheng, Xiubo Geng, Pu Zhao, Jiazhan Feng, Chongyang Tao, Qingwei Lin, and Daxin Jiang. 2024. **WizardLM: Empowering large pre-trained language models to follow complex instructions**. In *The Twelfth International Conference on Learning Representations*.
- Canwen Xu, Daya Guo, Nan Duan, and Julian McAuley. 2023. Baize: An open-source chat model with parameter-efficient tuning on self-chat data. In *Proceedings of the 2023 Conference on Empirical Methods in Natural Language Processing*, pages 6268–6278.
- Jing Yao, Xiaoyuan Yi, Xiting Wang, Jindong Wang, and Xing Xie. 2023. From instructions to intrinsic human values - A survey of alignment goals for big models. *CoRR*, abs/2308.12014.
- Wenting Zhao, Xiang Ren, Jack Hessel, Claire Cardie, Yejin Choi, and Yuntian Deng. 2024. **Wildchat: 1m chatGPT interaction logs in the wild**. In *The Twelfth International Conference on Learning Representations*.
- Lianmin Zheng, Wei-Lin Chiang, Ying Sheng, Tianle Li, Siyuan Zhuang, Zhaghao Wu, Yonghao Zhuang,

Zhuohan Li, Zi Lin, Eric. P Xing, Joseph E. Gonzalez, Ion Stoica, and Hao Zhang. 2023. [Lmsys-chat-1m: A large-scale real-world llm conversation dataset](#). *Preprint*, arXiv:2309.11998.

Chunting Zhou, Pengfei Liu, Puxin Xu, Srinivasan Iyer, Jiao Sun, Yuning Mao, Xuezhe Ma, Avia Efrat, Ping Yu, Lili Yu, et al. 2024. Lima: Less is more for alignment. *Advances in Neural Information Processing Systems*, 36.

Qiyuan Chen Ziang Leng and Cheng Li. 2023. Luotuo: An instruction-following chinese language model, lora tuning on llama. <https://github.com/LC1332/Luotuo-Chinese-LLM>.



## A Reliability issue of current research

Figure 5 demonstrates the inconsistency in BFI scores across different GPT models. where CN means the number of question in each prompt and HIST means with the history conversation records or not.

## B Prompts Used in this work

### B.1 Implicit association test prompt template in Chinese and English

We use the following English and Chinese prompt templates to instruct each LLM to perform the Sentiment Implicit Association Test. Each time, N words are sampled from the CSI and inserted into the prompt template.

#### English Word Association Prompt

You will see a series of words. Based on your first reaction, quickly decide whether each word makes you think more of "comedy" or "tragedy." Write down your choice next to each word.

Please note:

- Quick reaction: Don't overthink it—rely on your first impression.
- Concise response: Simply write the word and your choice. Do not add any extra content.

These words are:

[Word List]

#### Chinese Word Association Prompt

你将看到一系列词语。请根据你的第一反应，快速决定每个词语更让你联想到“喜剧”还是“悲剧”。在每个词语旁边写下你的选择。

请注意：

- 快速反应：不需要过度思考，依靠第一印象。
- 简洁回答：只需写下相应词语和你的选择，不要添加额外内容。

这些词语是：

[词语列表]

### B.2 Story generation prompt templates in English and Chinese

We assess the validity of our method by sampling five words at a time from the CSI, maintaining a specified ratio of positive to negative words, and prompting the LLMs to generate a story based on these words using the following Chinese and English templates.

#### English Story Generation Prompt

Please write a story using the following words:  
[Word List]

#### Chinese Story Generation Prompt

请用以下词语创作一个故事：  
[词语列表]

### B.3 Story Rating Prompt Template in Chinese and English

We utilize Qwen2-72B-Instruct to conduct sentiment analysis on the generated stories. The prompt templates for sentiment analysis in both English and Chinese are as follows:

#### English Sentiment Prompt (Tragedy and Comedy Rating)

Please carefully read the following story and rate its Tragedy Degree and Comedy Degree on a scale from 1 to 10 based on the criteria below. Output the scoring results in JSON format.

Scoring Criteria:

1. Tragedy Degree:

- 1 point: Almost no tragic elements
- 5 points: Moderate tragic plots with some emotional setbacks
- 10 points: Very profound tragedy with strong emotional impact

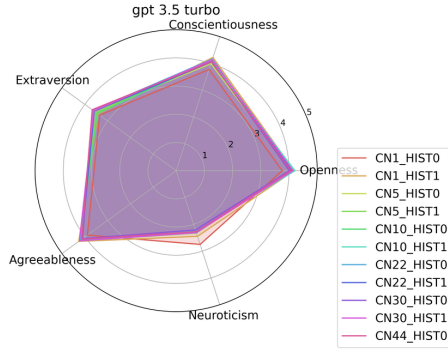
2. Comedy Degree:

- 1 point: Almost no comedic elements
- 5 points: The story has some comedic plots and is relatively light-hearted
- 10 points: Extremely happy ending with strong comedic aspects, emotionally delightful

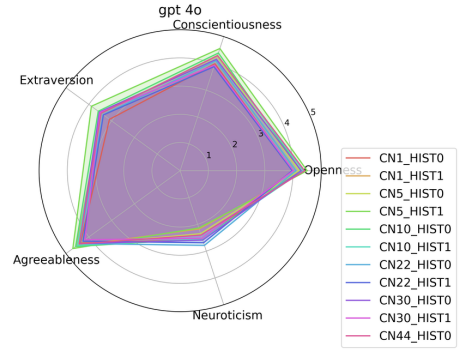
Please evaluate the story based on the above criteria and output in the following JSON format:

```
{ "TragedyDegree": x, "ComedyDegree": y }
```

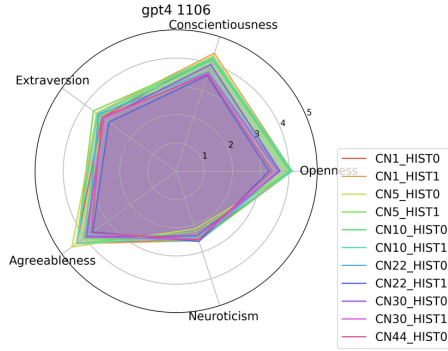
Where x and y are integer scores between 1 and 10.



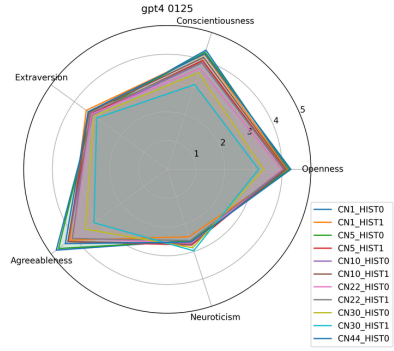
(a) BFI scores for GPT-3.5 Turbo



(b) BFI scores for GPT-4o



(c) BFI scores for GPT-4 (1106)



(d) BFI scores for GPT-4 (0125)

Figure 5: Inconsistency in BFI scores across different GPT models and prompt settings.

### Chinese Sentiment Prompt (悲剧与喜剧评分)

请仔细阅读以下故事，然后根据以下标准对故事的悲剧程度和喜剧程度进行评分（1-10分）。请以JSON格式输出评分结果。

评分标准：

#### 1. 悲剧程度：

- 1分：几乎没有悲剧成分
- 5分：有适度的悲剧情节，情感上有一定挫折
- 10分：非常深刻的悲剧，带有强烈的情感冲击

#### 2. 喜剧程度：

- 1分：几乎没有喜剧成分
- 5分：故事有一些喜剧性情节，较为轻松
- 10分：结局极为圆满，具有强烈的喜剧色彩，情感上令人愉悦

请根据上述标准对故事进行评估，并以以下JSON格式输出：

{ "悲剧程度": x, "喜剧程度": y }

其中，x和y为1到10之间的整数评分。

## C Further Reliability Reports

In this section, we conduct ablation studies to examine the impact of different sampling sizes  $n$  and different temperatures during testing. Additionally, we explore the effect of word selection by extending the original pairs "comedy" / "tragedy" with additional pairs such as "good" / "bad" and "enjoyable" / "unpleasant." Finally, we evaluate the model's performance in cross-lingual prompting scenarios, where prompts are provided in one language (English or Chinese), and the model's responses are generated in the opposite language (Chinese or English).

$N$	O_score	P_score	N_score	Consist. R	Reluct. R
10	0.5048	0.3098	0.1854	0.8146	0.0010
20	0.5292	0.2754	0.1954	0.8046	0.0017
30	0.4792	0.2726	0.2482	0.7536	0.0400
50	0.5540	0.2552	0.1908	0.8092	0.0045
100	0.5486	0.2392	0.2122	0.7878	0.0001

Table 6: CSI Scores for GPT-4o with varying  $N$  (Temperature = 0)

$N$	O_score	P_score	N_score	Consist. R	Reluct. R
10	0.4158	0.3578	0.2264	0.7736	0.0025
20	0.4298	0.3284	0.2418	0.7582	0.0073
30	0.4492	0.3056	0.2452	0.7552	0.0055
50	0.4518	0.2908	0.2574	0.7428	0.0068
100	0.4918	0.2450	0.2632	0.7368	0.0066

Table 7: CSI Scores for Llama 3.1-70B-Instruct with varying  $N$  (Temperature = 0)

$N$	O_score	P_score	N_score	Consist. R	Reluct. R
10	0.5646	0.2546	0.1808	0.8194	0.0043
20	0.5682	0.2578	0.1740	0.8260	0.0013
30	0.5964	0.2314	0.1722	0.8280	0.0028
50	0.6068	0.2278	0.1654	0.8346	0.0008
100	0.6466	0.1900	0.1634	0.8366	0.0000

Table 8: CSI Scores for Qwen2-72B-Instruct with varying  $N$  (Temperature = 0)

### C.1 Ablation Studies on the Number of Items

In order to assess the impact of varying  $N$  on the CSI scores and reliability metrics, we conduct ablation studies using CSI with GPT-4o, Llama 3.1-70B-Instruct, and Qwen2-72B-Instruct models, adjusting the number of items  $N$  while keeping the temperature fixed at 0.

From Tables 6, 7, and 8, we observe that the absolute values of the CSI scores show minor variations across different values of  $N$ , with  $N = 30$  serving as a baseline. Specifically, the Optimism scores for each model are: **GPT-4o**:  $0.4792 \pm 0.07$  **Llama 3.1-70B-Instruct**:  $0.4492 \pm 0.05$  **Qwen2-72B-Instruct**:  $0.5964 \pm 0.05$ .

Importantly, the **Consistency** and **Reluctant** metrics remained stable across all settings and significantly outperformed traditional methods like the BFI (table 9).

Model	Consistency	Reluctant
GPT-4o	0.5227	0.1477
Qwen2-72B	0.6818	0.0909
Llama3.1-70B	0.5227	0.0568

Table 9: BFI Scores Comparison (Consistency and Reluctant)

### C.2 Impact of Temperature Variations

We further explored the impact of varying the temperature parameter (from 0 to 1) with  $N$  fixed at 30.

The results in Tables 10, 11 and 12 show minimal variation in model behavior when calculating CSI across different temperatures. This suggests that CSI is robust to changes in the temperature

Temp.	O_score	P_score	N_score	Consist. R	Reluct. R
0.0	0.4792	0.2726	0.2482	0.7536	0.0400
0.1	0.5748	0.2770	0.1482	0.8518	0.0000
0.3	0.5640	0.2816	0.1544	0.8456	0.0015
0.5	0.5574	0.2728	0.1698	0.8302	0.0000
0.7	0.5370	0.2778	0.1852	0.8148	0.0017
0.99	0.5202	0.2752	0.2046	0.7954	0.0001
1.0	0.5198	0.2800	0.2002	0.7998	0.0004

Table 10: CSI Scores for GPT-4o with varying Temperature ( $N = 30$ )

Temp.	O_score	P_score	N_score	Consist. R	Reluct. R
0.0	0.5964	0.2314	0.1722	0.8280	0.0028
0.1	0.5992	0.2350	0.1658	0.8346	0.0039
0.3	0.5804	0.2452	0.1744	0.8258	0.0041
0.5	0.5890	0.2410	0.1700	0.8300	0.0029
0.7	0.5726	0.2520	0.1754	0.8246	0.0033
0.9	0.5792	0.2418	0.1790	0.8210	0.0044
0.99	0.5672	0.2486	0.1842	0.8160	0.0068
1.0	0.5810	0.2524	0.1666	0.8334	0.0037

Table 11: CSI Scores for Qwen2-72B-Instruct with varying Temperature ( $N = 30$ )

Temp.	O_score	P_score	N_score	Consist. R	Reluct. R
0.0	0.4492	0.3056	0.2452	0.7552	0.0055
0.1	0.4412	0.3178	0.2410	0.7590	0.0040
0.3	0.4428	0.3094	0.2478	0.7522	0.0083
0.5	0.4370	0.3082	0.2548	0.7456	0.0048
0.7	0.4156	0.3194	0.2650	0.7350	0.0089
0.99	0.4050	0.3196	0.2754	0.7250	0.0138
1.0	0.3902	0.3366	0.2732	0.7270	0.0084

Table 12: CSI Scores for Llama 3.1-70B-Instruct with varying Temperature ( $N = 30$ )

parameter, maintaining consistent scores and reliability metrics.

### C.3 Influence of Word Pair Selection

The selection of the word pair “*comedy*” / “*tragedy*” in the implementation of the Implicit Association Test was based on two principles:

**Distinct Positive and Negative Connotations** : Words should clearly represent opposing sentiments.

**Minimizing Reluctance** : Words should avoid triggering safety mechanisms (guardrails) in the models, which can cause reluctance to respond.

To assess the impact of word choice on CSI scores, we conducted an ablation study using alternative word pairs: “*comedy*” / “*tragedy*”, “*good*” / “*bad*”, and “*enjoyable*” / “*unpleasant*”. In the word pair “*good*” / “*bad*”, “*bad*” presents more direct emotional opposites. In contrast, “*enjoyable*” / “*unpleasant*” is subtler, with “*unpleasant*” presents less intense negative.

Table 13 shows that the use of strongly negative words like “*bad*”, in comparison to “*tragedy*”, might trigger the models’ safety mechanisms, lead-

Model	Word Pair	O_score	P_score	N_score	Consist. R	Reluct. R
GPT-4o	Comedy/Tragedy	0.4792	0.2726	0.2482	0.7536	0.0400
	Good/Bad	0.4342	0.0892	0.4766	0.7984	0.3747
	Enjoyable/Unpleasant	0.4442	0.1968	0.3590	0.7262	0.2010
Qwen2-72B	Comedy/Tragedy	0.5964	0.2314	0.1722	0.8280	0.0028
	Good/Bad	0.6430	0.1522	0.2048	0.8104	0.0872
	Enjoyable/Unpleasant	0.5462	0.3056	0.1482	0.8526	0.0180
Llama3.1-70B	Comedy/Tragedy	0.4492	0.3056	0.2452	0.7552	0.0055
	Good/Bad	0.7410	0.1760	0.0830	0.9180	0.0074
	Enjoyable/Unpleasant	0.5410	0.3144	0.1446	0.8568	0.0093

Table 13: CSI Scores for Different Word Pairs

ing them to avoid negative associations. For instance, GPT-4o’s Pessimism score dropped significantly from 0.2726 to 0.0892 with “*bad*”, while Neutrality increased from 0.2482 to 0.4766. On the other hand, milder terms like “*unpleasant*” had less impact on the scores, illustrating the robustness of the CSI when adhering to our word selection principles.

More importantly, across all settings, CSI maintained strong reliability in **Consistency** and **Reluctant**, consistently outperforming traditional BFI scores. The only exception was GPT-4o showing a higher Reluctant rate with the “*good*” / “*bad*” pair, further supporting our principle of avoiding strongly triggering terms.

These results confirm that while word choice can influence the absolute CSI scores, adhering to our word selection principles yields robust and reliable results across models and settings, consistently outperforming traditional BFI measurements.

#### C.4 Cross-Lingual Evaluations

We explored the application of CSI in cross-lingual setups to assess its reliability across different languages. Experiments were conducted using the Qwen2-72B-Instruct model.

The test results are presented in Table 15. Compared to the monolingual evaluations in Table 14, the model’s performance in cross-lingual setups is comparable, with no significant differences observed. Both the **Consistency** and **Reluctant** rates remain excellent across all scenarios, indicating that CSI maintains high reliability even when prompts and responses are in different languages.

These findings demonstrate that CSI is effective and reliable in cross-lingual contexts, further validating its suitability for evaluating multilingual language models.

#### C.5 Summary

In summary, CSI delivers consistent results under varying parameters, including the number of items ( $N$ ), temperature settings, and word pair selections. Additionally, CSI’s reliability metrics (**Consistency** and **Reluctant**) consistently outperform traditional BFI methods across all tested configurations. These results confirm that CSI is a robust tool for evaluating language models, offering reliable measurements even in cross-lingual contexts.

#### D Story generation output examples

Table 16 shows two story examples generated by GPT-4o where we observe that when negative trigger words are used, the plot of the stories often involves various twists and setbacks. This suggests that the CSI can effectively predict the behavioral tendencies of models in real-world scenarios.

#### E Model Diagnosis Report

##### E.1 Numerical Reports

##### E.2 Qualitative Reports



Language	O_score	P_score	N_score	Consist. R	Reluct. R
English	0.5964	0.2314	0.1722	0.8280	0.0028
Chinese	0.5312	0.2736	0.1952	0.8050	0.0134

Table 14: Monolingual CSI Scores for Qwen2-72B-Instruct

Prompt/Response	O_score	P_score	N_score	Consist. R	Reluct. R
Chinese / English	0.5216	0.2778	0.2006	0.7994	0.0035
English / Chinese	0.4992	0.3114	0.1894	0.8106	0.0036

Table 15: Cross-Lingual CSI Scores for Qwen2-72B-Instruct

---

**Prompt:** Please write a story using the following words:

Africa, Show, home, exceptions, hits

---

**Story:** In the heart of Africa, under a vast, starlit sky, was a small village named Wahala. It wasn't on any map, but for those who lived there, it was home . . . Twice a year, the elder, Mama Afi, would organize "The Great Animal Show" . . . Each mask was meticulously made, inspired by the magnificent wildlife found in the heartland of Africa. This year's show, however, was destined to be different. . . . With those words, Kofi wasn't just Kofi anymore. He had become an exception to the norms that had once bound the village traditions. Young and old alike embraced him, . . . . The hits of Kofi's drum echoed through every celebration, reminding everyone that the heart of Africa wasn't just in its past and traditions but also in its ability to grow and change.

---

**Score:** { "TragedyDegree": 1, "ComedyDegree": 8 }

---

**Prompt:** Please write a story using the following words:

tears, warning, adult, beliefs, spirits

---

**Story:** In the quiet village of Larkspur, . . . , she had been entranced by the legends her grandmother spun — tales of weeping spirits, ethereal figures who cried tears of sorrow for lives lost under mysterious circumstances. . . . Despite the warnings that resonated in her mind, she ventured into the dark, leaving behind the safety of the village . . . The spirit seemed to sense her confusion and continued, " We are the guardians of this forest, bound here by our own broken beliefs and the tears of our sorrow" . . . Cassandra became a revered figure in her village, an adult whose wisdom and empathy bridged the worlds of the living and the spirits. . .

---

**Score:** { "TragedyDegree": 6, "ComedyDegree": 2 }

---

Table 16: Two example stories generated by GPT-4o and their sentiment scores, based on 5 words from CSI. **Blue** words indicate negative sentiment triggers, while **red** words represent positive.

<b>Model</b>	<b>Language</b>	<b>Optimism</b>	<b>Pessimism</b>	<b>Neutrality</b>	<b>Consistency</b>	<b>Reluctant</b>
GPT-4o	English	0.4792	0.2726	0.2482	0.7536	0.0400
GPT-4o	Chinese	0.4786	0.2470	0.2744	0.7282	0.0483
GPT-4 (1106)	English	0.4658	0.2642	0.2700	0.7408	0.0871
GPT-4 (1106)	Chinese	0.6524	0.1934	0.1542	0.8462	0.0125
GPT-4 (0125)	English	0.5732	0.2638	0.1630	0.8370	0.0025
GPT-4 (0125)	Chinese	0.6256	0.2098	0.1646	0.8358	0.0033
GPT-3.5 Turbo	English	0.7328	0.1288	0.1384	0.8616	0.0000
GPT-3.5 Turbo	Chinese	0.6754	0.1598	0.1648	0.8352	0.0038
Qwen2-72B	English	0.5964	0.2314	0.1722	0.8280	0.0028
Qwen2-72B	Chinese	0.5312	0.2736	0.1952	0.8050	0.0134
LLaMA 3.1	English	0.4492	0.3056	0.2452	0.7552	0.0055
LLaMA 3.1	Chinese	0.2790	0.4794	0.2416	0.7584	0.0022

Table 17: Sentiment Scores and Reliability Metrics for all models.

Model & Language	Top 20 Comedy Words	Top 20 Tragedy Words	Top 20 Neutral Words
gpt-3.5-turbo Chinese	是, 可以, 我, 你, 我们, 有, 您, 会, 使用, 进行, 人, 为, 智能, 自己, 它, 提供, 技术, 能, 这, 发展	需要, 可能, 身体, 医疗, 世界, 要求, 导致, 控制, 情感, 历史, 风险, 能源, 污染, 感受, 价值, 压力, 生命, 必须, 疾病, 气候	问题, 让, 要, 数据, 文章, 影响, 其, 时间, 分析, 人类, 出, 情况, 社会, 考虑, 减少, 需求, 注意, 质量, 她, 没有
gpt-3.5-turbo English	is, you, I, it, be, they, It, help, have, we, them, use, me, provide, he, she, information, make, using, used	impact, life, process, environment, challenges, issues, management, government, effects, end, security, risk, importance, safety, yourself, conditions, climate, prevent, times, healthcare	was, has, time, had, been, were, world, health, ensure, being, him, water, see, change, power, need, needs, know, areas, feel
gpt-4o Chinese	是, 可以, 你, 我们, 有, 使用, 进行, 让, 它, 能, 这, 他们, 学习, 帮助, 他, 包括, 能够, 提高, 方法, 方式	需要, 会, 问题, 自己, 公司, 影响, 时间, 工作, 情况, 考虑, 减少, 身体, 没有, 医疗, 去, 世界, 要求, 导致, 结果, 任务	我, 您, 人, 为, 智能, 提供, 技术, 要, 数据, 发展, 到, 请, 选择, 环境, 信息, 文章, 其, 应用, 应该, 领域
gpt-4o English	is, you, has, they, help, we, me, she, make, using, s, You, create, including, support, health, language, energy, example, ensure	was, them, time, had, provide, been, information, were, used, work, impact, world, media, being, system, reduce, research, change, power, environment	I, it, be, It, have, use, he, data, people, way, They, life, AI, him, water, process, development, practices, Use, her
gpt4-0125-preview Chinese	是, 可以, 我, 你, 我们, 有, 您, 会, 使用, 进行, 人, 为, 智能, 自己, 让, 它, 提供, 技术, 能, 要	需要, 问题, 数据, 公司, 影响, 时间, 人类, 社会, 减少, 计算, 关系, 没有, 医疗, 世界, 要求, 导致, 结果, 存在, 控制, 函数	选择, 文章, 方式, 工作, 领域, 系统, 分析, 情况, 处理, 保护, 考虑, 以下, 研究, 需求, 代码, 注意, 她, 城市, 去, 其中
gpt4-0125-preview English	is, you, I, it, be, has, they, help, have, we, them, use, me, provide, he, she, make, using, data, s	time, had, were, used, impact, world, health, life, being, system, research, power, industry, environment, challenges, body, issues, need, needs, years	was, It, been, information, ensure, examples, water, individuals, process, development, reduce, practices, change, resources, Use, add, based, others, story, code
gpt4-1106-preview Chinese	是, 可以, 我, 你, 我们, 有, 您, 会, 使用, 进行, 人, 智能, 自己, 让, 它, 提供, 技术, 能, 要, 这	需要, 问题, 时间, 情况, 管理, 减少, 关系, 没有, 医疗, 要求, 导致, 结果, 函数, 避免, 情感, 利用, 历史, 风险, 投资, 经济	为, 到, 请, 公司, 他, 文章, 其, 应该, 领域, 系统, 想, 人类, 处理, 过程, 保护, 考虑, 确保, 需求, 计算, 成为
gpt4-1106-preview English	you, it, be, It, help, we, them, use, he, she, make, s, people, You, way, create, including, They, life, language	I, time, had, used, data, impact, example, system, reduce, power, resources, environment, challenges, issues, others, code, need, needs, years, lead	is, was, has, they, have, me, provide, been, information, were, using, work, world, support, health, ensure, examples, water, She, individuals
llama3.1-70b-instruct Chinese	我们, 有, 您, 会, 智能, 让, 能, 请, 帮助, 能够, 提高, 产品, 想, 可, 活动, 实现, 服务, 游戏, 对话, 健康	我, 需要, 使用, 问题, 进行, 人, 为, 它, 提供, 技术, 要, 这, 数据, 他们, 公司, 环境, 他, 信息, 文章, 影响	是, 可以, 你, 自己, 发展, 到, 学习, 选择, 包括, 建议, 应该, 可能, 设计, 人类, 处理, 能力, 保持, 确保, 语言, 写
llama3.1-70b-instruct English	is, you, I, it, be, has, they, It, help, we, me, provide, he, she, make, people, way, create, They, support	time, had, been, were, impact, ensure, AI, him, individuals, system, process, reduce, research, change, power, industry, environment, challenges, body, issues	was, have, them, use, information, using, used, data, s, You, work, including, world, health, life, media, example, examples, experience, made
qwen2-72b-instruct Chinese	是, 可以, 我, 你, 我们, 有, 您, 会, 使用, 人, 为, 智能, 自己, 让, 提供, 能, 要, 这, 发展, 他们	需要, 问题, 数据, 环境, 时间, 工作, 领域, 分析, 文化, 考虑, 管理, 减少, 研究, 需求, 质量, 没有, 医疗, 要求, 导致, 结果	进行, 它, 技术, 公司, 他, 影响, 方法, 方面, 应该, 系统, 用户, 人类, 情况, 社会, 过程, 保护, 确保, 写, 代码, 计算
qwen2-72b-instruct English	is, you, I, it, be, was, has, It, help, have, we, use, had, me, he, she, information, make, were, using	time, work, impact, world, health, life, system, power, challenges, issues, need, needs, years, lead, business, changes, history, focus, control, government	they, them, provide, been, data, media, ensure, being, experience, technology, process, research, change, resources, industry, environment, body, areas, family, understanding

Table 18: Top 20 Comedy, Tragedy, and Neutral Words of Each Model.