

Sagittarius A* - The Milky Way Supermassive Black Hole

Anna Ciurlo^a and Mark R. Morris^a

^aUniversity of California, Los Angeles, Department of Physics and Astronomy, Los Angeles, CA 90095, USA

© 20xx Elsevier Ltd. All rights reserved.

Chapter Article tagline: update of previous edition., reprint..

Glossary

Active Galactic Nucleus (AGN) A highly energetic region at a galaxy's center, powered by a supermassive black hole accreting matter.

Advection-Dominated Accretion Flow (ADAF) A type of radiatively inefficient accretion flow model in which most of the energy of the hot gas is advected (transported) into the black hole rather than radiated away.

Accretion Flow The process by which gas and other material spiral inward toward a black hole, forming a rotating disk.

Circum-Nuclear Disk (CND) A dense ring of gas and dust surrounding Sgr A* within a few parsecs, which acts as a reservoir for potential star formation and accretion onto the black hole.

Eddington accretion rate The maximum rate at which matter can fall onto a compact object before radiation pressure from the accreting matter balances gravitational pull, limiting further accretion.

Event Horizon The boundary surrounding a black hole beyond which the escape velocity exceeds the speed of light so that any matter or radiation is inevitably pulled toward the singularity at the center of the black hole.

Event Horizon Telescope (EHT) A global array of radio telescopes that uses interferometry at high frequencies to achieve extremely high angular resolution.

Galactic Black Hole (GBH) The supermassive black hole at the center of the Milky Way Galaxy.

Flare A pronounced maximum in the continuously variable light curve emitted by accreting material in the region surrounding the event horizon of a black hole.

Frame Dragging A relativistic effect in which the spin of a massive object, like a black hole, "drags" the surrounding spacetime with it.

Gravitational Redshift A relativistic effect in which light emitted from within a strong gravitational field is stretched to longer, redder wavelengths as it escapes from the source of gravity.

Hot spot A localized, heated region in the black hole's accretion disk. They are thought to be heated through magnetic reconnection, emitting brief flares as they orbit near the Innermost Stable Circular Orbit (ISCO).

Innermost Stable Circular Orbit (ISCO) The smallest orbit around a black hole where an object can stably orbit without spiraling inward.

Mini-spiral A triplet of ionized, orbiting gas streams within the central parsec of the Galaxy, consisting of bright, clumpy arcs that are projected on the plane of the sky to have the appearance of a 3-armed spiral.

Power-law Distribution A mathematical pattern observed in flares emitted by the region around a black hole, quantitatively describing how smaller flares occur more frequently than larger ones.

Quasi-Periodic Oscillations (QPO) Short-term variations in light from an astronomical object that repeat briefly with near-constant frequency, associated with hot spots or orbiting material near the innermost stable circular orbit (ISCO).

Radiatively Inefficient Accretion Flow (RIAF) A model describing low-radiation accretion flows, where most of the energy from infalling matter is carried inward through the event horizon before it can be emitted as electromagnetic radiation.

Sagittarius A* (Sgr A*) The observational manifestation of the Milky Way galaxy's supermassive black hole (the GBH).

Schwarzschild Precession The gradual rotation of the major axis of the orbit of a star or object around a black hole, predicted by general relativity.

Schwarzschild radius The radius at which, an object of a given mass would become a black hole if it were compressed to a size smaller than or equal to it. It corresponds to the radius of the event horizon of a black hole.

Supermassive Black Hole (SMBH) A black hole with a mass ranging from millions to billions of times that of the Sun, typically found at the centers of galaxies.

Synchrotron Emission Radiation produced when charged particles moving at relativistic speeds, usually electrons, are accelerated by a magnetic field.

Synchrotron Self-Compton (SSC) A process in which synchrotron photons are scattered to higher energies by the same population of relativistic electrons that produced them.

Very Long Baseline Interferometry (VLBI) A technique that combines signals from multiple radio telescopes around the world to achieve very high-resolution observations.

Very Large Telescope (VLT) Astronomical facility equipped with four 8 meter class telescopes located in Chile.

Very Large Telescope Interferometer (VLTI) A facility combining light from the telescopes of the VLT to achieve even higher resolution.

Young Nuclear Star Cluster (YNC) A dense group of young (a few million years), massive stars (primarily O-type and Wolf-Rayet stars) orbiting the GBH within a radius of 0.5 pc.

Abstract

2 Sagittarius A* - The Milky Way Supermassive Black Hole

This chapter provides a detailed overview of Sagittarius A* (Sgr A*), the supermassive black hole at the center of the Milky Way, located in the dense Galactic Center region approximately 8 kpc from Earth. Despite its relatively low activity compared to more luminous active galactic nuclei, Sgr A* has provided invaluable insights into black hole physics due to its proximity, enabling high-resolution observations of stellar orbits, gas dynamics, and variable emissions. In addition, Sgr A* illustrates how supermassive black holes influence galaxy evolution through energy feedback and matter redistribution. Early identification as a compact radio source and subsequent measurements of stellar orbits confirmed Sgr A* as a black hole with a mass near 4 million solar masses. Observations of stars moving on tight, short-period orbits around the black hole have allowed direct tests of general relativity, such as gravitational redshift and orbital precession, under the influence of extreme gravitational fields. Sgr A* displays variability across the electromagnetic spectrum, with flares in radio, infrared, and X-rays revealing complex interactions in the accretion flow, while outflows redistribute energy into the surrounding environment. Together, Sgr A* and its environment offer a crucial window into the behavior of galactic nuclei.

Keywords

Supermassive black holes – Galactic Center – Milky Way Galaxy – General relativity – Accretion – Astrometry – Radial velocity – Light curves – Massive stars

Learning Objectives

- **Mass Measurement through Stellar Orbits** The orbits of stars around Sgr A*, especially S0-2/S2, have provided an accurate measurement of the black hole mass, just over 4 million solar masses. This provided definitive evidence of the presence of a supermassive black hole at the Galactic Center, since nothing else could account for such a mass concentration.
- **Testing General Relativity** Observations of S0-2/S2's orbit near Sgr A* allowed for critical tests of general relativity, including gravitational redshift and Schwarzschild precession. These tests have confirmed the theory's predictions in an extreme gravitational field.
- **Multi-wavelength Variability** Sgr A* shows significant variability across wavelengths—from radio to X-rays—with flares observed on short timescales. These emissions provide insights into the complex, turbulent processes in the magnetized accretion flow.
- **Impact on Galactic Environment** Although Sgr A* is relatively inactive, it episodically produces outflows and extreme luminosity events that influence the surrounding circum-nuclear disk (CND) and potentially regulate star formation, illustrating the feedback role that even a quiescent black hole can have on its host galaxy.

1 Introduction: The Center of the Galaxy

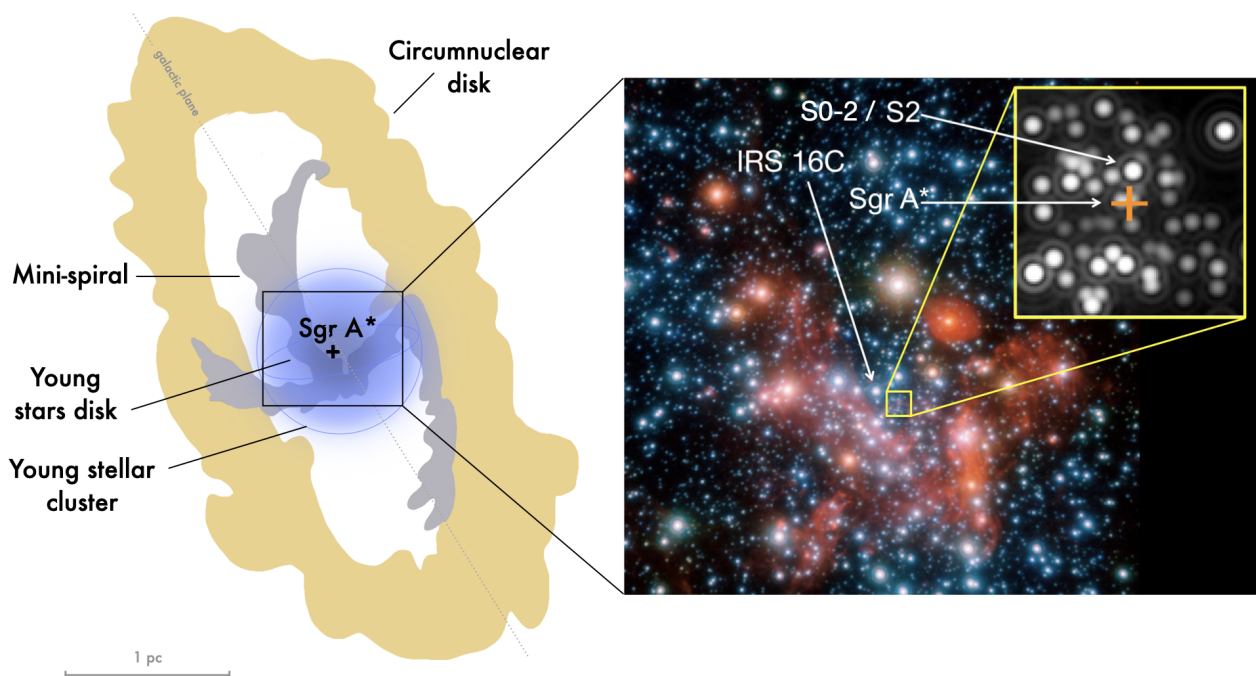


Fig. 1 Schematic of the central few parsecs of the Milky Way Galaxy. The two most prominent interstellar medium structures are the circumnuclear disk (in yellow) and the Mini-spiral (in gray). The radiation field is dominated by luminous young stars organized in the different sub-structures (shown in blue). The inset shows a zoom-in into the S-star cluster through an Infrared image (inset credit: ESO/MPE/S. Gillessen et al.).

The Galactic Center is a dense and complex region located about 8 kilo-parsecs from Earth, in the direction of the Sagittarius constellation. This region harbors a mix of old stars, young, massive stars, and dense molecular clouds, all orbiting a compact object, Sagittarius A* (Sgr A*, see Figure 1). The massive young stars are 4–6 Myrs old and many are organized into at least one coherently orbiting disk-like structure. A separate, distinct population is the “S-star” Cluster, composed of a group of relatively young (6–20 Myrs) stars orbiting closely around Sgr A* with high eccentricities and short periods. A little further out (1.5–3 parsecs) Sgr A* is also surrounded by the circumnuclear disk, a dense ring of gas and dust orbiting Sgr A*, and within that, the Mini-spiral, consisting of three orbiting streams of ionized gas and dust.




Fig. 2 The nucleus of the Milky Way Galaxy observed in the radio and X-rays. Left: image obtained with the JVLA radiotelescope at 1.3 cm with an angular resolution of 0.1 arcsec. Sgr A* appears as the bright, point-like radio source in the middle of the image. The extended emission surrounding Sgr A* is the hot ionized gas within the central 16 arcsec region, often referred to as the Mini-spiral. This image was made from A and B array data at 1.3 cm (Zhao and Goss, 1998). Right: X-ray map (shown in pink, Li et al. 2013) superimposed on the same radio image. Sgr A* shows up as an X-ray source. Both images are 1.2 arcmin across (about 3 parsecs).

The idea of a black hole at the center of the Milky Way began to take shape after advancements in infrared astronomy in the 1960s revealed a dense cluster of stars in the Galactic Center (Becklin and Neugebauer, 1968). Earlier radio observations had identified Sagittarius A (Sgr A) as a dominant radio-emitting complex (Downes and Maxwell, 1966), but it wasn't until 1974 that Balick and Brown (1974) used radio interferometry to discover a compact, bright source, later named Sagittarius A* (Sgr A*), at the Galaxy's dynamical center (see Figure 2). This source's unique properties, including its brightness and rising energy distribution, suggested it was a candidate for a supermassive black hole, in line with predictions by Lynden-Bell and Rees (1971). In the late 1970s and 1980s, measurements of gas and stellar velocities hinted at the presence of a very massive object at roughly the location of Sgr A*. However, the decisive demonstration that it is a black hole would require later evidence of a large mass confined to a small volume.

Despite being less active than some other supermassive black holes, Sgr A* is the focus of a wide variety of research endeavors due to its proximity and therefore the opportunity it provides for detailed observations.

2 The object at the Center

Early observations of Sgr A* using Very Long Baseline Interferometry (VLBI) showed that the source was remarkably small: below 200 AU according to Lo et al. (1975), Shen et al. (2005) pinned it down to about 1 AU. The large mass of the Galactic Black Hole (GBH) was first suggested by observations of gas motions around the Galactic Center, but it wasn't until precise measurements of stellar orbits that astronomers could accurately estimate it. While early studies using gas clouds (Lacy et al., 1979; Serabyn and Lacy, 1985) suggested a central mass of a few million solar masses, these estimates carried uncertainties due to non-gravitational forces affecting the gas. Stellar motions, on the other hand, provided a more reliable means of measuring the mass of Sgr A*.

The breakthrough came when Eckart and Genzel (1997) and Ghez et al. (1998) tracked the proper motions of stars near Sgr A* – their movement across the plane of the sky – using high-resolution imaging techniques on 10-meter-class ground-based telescopes, the Very Large Telescope (VLT) and the W. M. Keck Observatory (Figure 3, left panel). The proper motions of roughly 100 S stars located within several arcseconds of Sgr A* were measured, and the velocity dispersion as a function of radius was interpreted to imply the presence of a

4 Sagittarius A* - The Milky Way Supermassive Black Hole

dark mass of at least 2.6 million solar masses confined within 0.1 arcsec of Sgr A*. In addition to proper motion, acceleration measurements added another layer of precision. By tracking the change in the stars' velocities over time, astronomers were able to measure how strongly they were being pulled toward Sgr A*. Ghez et al. (2000) reported the accelerations of three stars. Later, the time baseline of the astrometric measurements became sufficient to fit orbits (Schödel et al., 2002; Ghez et al., 2005). One star, S0-2 (also referred to as "S2"), was observed to complete an orbit around an unseen, massive object in just 16 years. Radial velocity measurements, which capture the stars' motion toward or away from Earth using the Doppler shift of their spectral lines, further refined the mass estimate. This method added a third dimension to the stars' motion, complementing the proper motion data. This allowed astronomers to construct full three-dimensional orbits for the stars (Figure 3, mid panel). For S0-2/S2, this allowed for an extremely accurate determination of the star's orbit and, in turn, the mass of the black hole: 4.1 million solar masses, with a high level of confidence (first measured by Ghez et al. 2008; Gillessen et al. 2009, see GRAVITY Collaboration 2018; Do et al. 2019a; Kosmo O'Neil 2023 for the most up to date measurements).

Recently, the Event Horizon Telescope (EHT) released an "image" of Sgr A* (EHT Collaboration 2022, Figure 3, right panel), revealing a bright ring surrounding the shadow of the GBH. This image is a reconstructed representation obtained by combining data from a global network of radio telescopes spanning multiple continents. This Very-Long-Baseline-Interferometry (VLBI) technique allowed the EHT to achieve the angular resolution necessary to observe features as small as the event horizon of Sgr A*. The final image required complex modeling and computational algorithms to interpret the data. The EHT team tried a variety of image reconstruction techniques, using a variety of assumptions about how to apply the techniques, and found general commonality in the resulting images. The resulting most likely image matched expectations for how the accretion flow should appear. This groundbreaking view of Sgr A*'s immediate environment confirms its estimated mass, enabling direct tests of black hole physics at the Galactic Center.

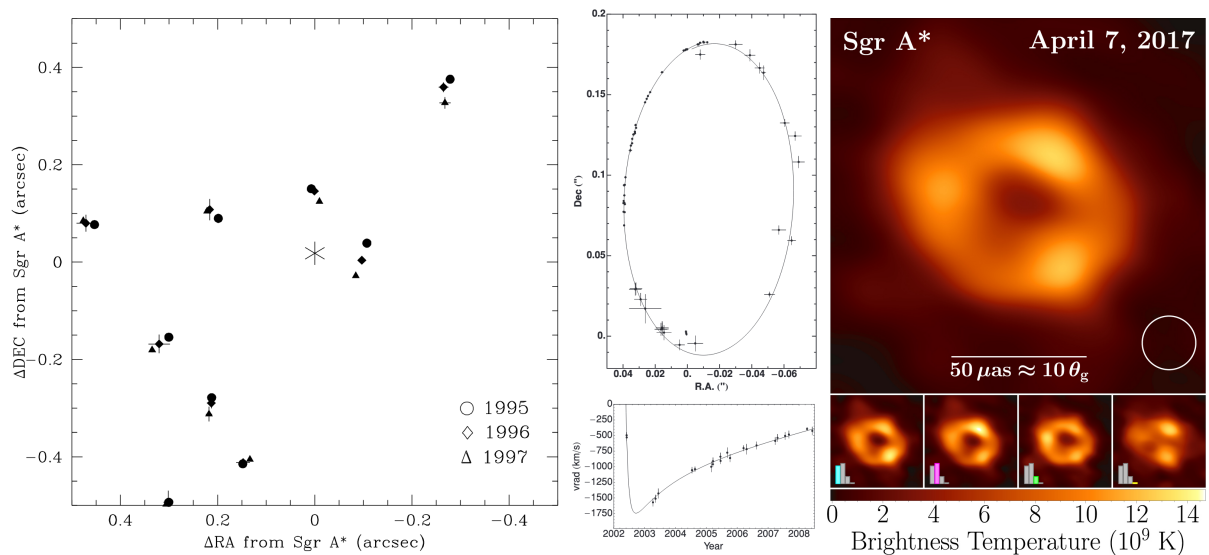


Fig. 3 Looking for the GBH. Left: measured proper motions of stars 1 arcsec^2 from the position of Sgr A* (starred point, which depicts the location of the radio source). Credit: Ghez et al. (1998) Center: S0-2/S2 measured astrometry (top) and radial velocities (bottom) fitted with a Keplerian model. Credit: Gillessen et al. (2009). Right: Representative EHT image of Sgr A* from observations in 2017. This image is an average over different reconstruction methodologies. The bottom panels show average images within subsets having similar morphologies, with their frequency indicated by the inset bars. Credit: EHT Collaboration (2022).

Astronomers considered other exotic alternatives to a black hole. One possibility was a cluster of compact stellar remnants, such as neutron stars or white dwarfs, tightly packed into a small volume. However, such a cluster would be gravitationally unstable and would rapidly collapse into a black hole. Furthermore, the precise stellar orbits did not show any signs of interactions that would be expected if the mass were spread across a cluster rather than concentrated at a single point (Maoz, 1998). Other hypotheses were a degenerate fermion ball, composed of massive particles like sterile neutrinos (Tsiklauri and Viollier, 1998), or a boson star, a theoretical dense configuration of bosons (Torres et al., 2000). Both scenarios were ultimately ruled out due to the extreme density required to fit within the observationally constrained size of Sgr A*. The compactness of the object, combined with the precise measurement of its mass, made these alternative explanations physically infeasible.

3 Physics near the black hole

The GBH provides a unique opportunity to test general relativity in an extreme gravitational environment. One of the most critical tests came from observing the star S0-2/S2, which orbits Sgr A* every 16 years. During its closest approach in 2018, S0-2/S2 reached speeds of about 2.7% of the speed of light at a distance of 120 AU from Sgr A*. This close passage allowed astronomers to measure its gravitational

redshift, a relativistic effect in which light emitted by the star is stretched to longer wavelengths as it moves into the intense gravitational field near the black hole. To measure this redshift, astronomers tracked the star's spectral lines, focusing on the combined Doppler and gravitational wavelength shifts as S0-2/S2 orbited closer to and farther from Sgr A*. Both GRAVITY Collaboration (2018) and Do et al. (2019a) detected significant deviations from Newtonian predictions and confirmed the relativistic redshift effect with high precision. Figure 4 shows the detection using the redshift parameter Υ : its value is 0 in a purely Newtonian model and 1 in what is expected from general relativity. This marked one of the most direct confirmations of general relativity in such an extreme environment.

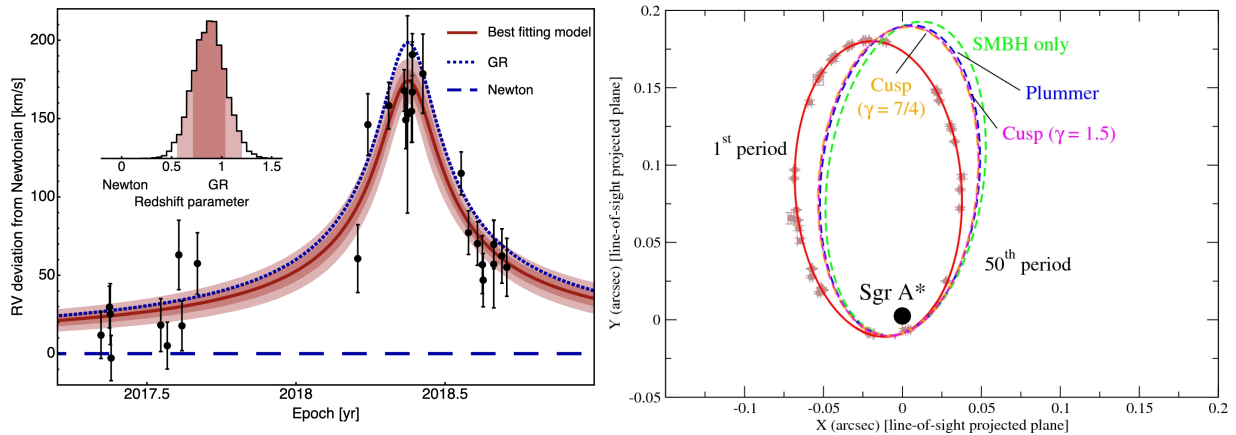


Fig. 4 Testing physics near the GBH. Left: Measured radial velocity deviation from Newtonian predictions. The best-fitting orbit model (red line) corresponds to $\Upsilon=0.88\pm 0.17$. For comparison, the deviation expected for a purely relativistic signal is 1 (dotted line) and for a purely Newtonian model is 0 (dashed line). Credit: Do et al. (2019a). Right: Physics affecting the orbital precession of S0-2/S2. The best-fit orbit of S0-2/S2 data is shown in red. The other ellipses show the predicted future orbits after 50 times the period, considering the presence of the SMBH alone (green) and the SMBH plus extended mass (magenta and blue, with different profiles). Credit: Chan et al. (2022).

Another important prediction of general relativity, more challenging to test, is orbital precession, whereby the star orbiting around a black hole does not return to the same position after completing one full orbit. Instead, the periapse (the point where the star is closest to the black hole) gradually shifts around the mass center, or precesses, over time, causing the star's orbit to slowly rotate around the black hole. In the case of S0-2/S2, two competing mechanisms affect this precession. The first mechanism is Schwarzschild precession, which is a prograde (forward-moving) shift predicted by general relativity. This effect arises from the curvature of spacetime near the black hole. This effect is made even more challenging to measure by the second mechanism, Newtonian precession, which can be caused by the presence of extended mass, such as dark matter, stars, or stellar remnants surrounding the supermassive black hole. This effect would induce a retrograde (backward-moving) precession, counteracting the Schwarzschild precession (see Figure 4). The strength of this effect depends on the amount of extended mass within the minimum and maximum radii of the star's orbit. The initial investigations of this effect to date have reported that the measured precession is consistent with pure general relativity, indicating that any extended mass within the orbit of S0-2/S2 must be far less than the mass of the black hole itself (GRAVITY Collaboration, 2020a). This places strong constraints on the amount of unseen matter in the immediate vicinity of the black hole (up to 1200 solar masses within the orbit of S0-2/S2; Gravity Collaboration (2024)) which is about 3000 times less than the black hole mass.

Future observations of stars with tighter orbits around Sgr A* may allow astronomers to refine this measurement and possibly detect even more subtle relativistic effects, such as frame dragging, where the black hole's spin causes spacetime itself to twist around it. Although these effects are presently much more difficult to observe, improvements in technology, along with continued monitoring, will allow for the exploration of such effects by monitoring the stars orbiting more tightly around Sgr A* so that may soon provide further insights into the extreme physics near the Galactic Center. If a pulsar could be found orbiting closely around the GBH, its potential for precise timing experiments could be the most promising way to investigate general relativistic predictions around a black hole (Pfahl and Loeb, 2004; Torne, 2023)

4 Star formation near the black hole

The presence of a cluster of ~ 100 massive, young stars ~ 0.5 pc around the GBH – the Young Nuclear Cluster (YNC, Lu 2018) – originally led to skepticism that a massive black hole could be present at that location because, as was argued by Sanders (1992), the tidal force of a SMBH would have inhibited the formation of stars. The reason is that, in order for a potential protostellar cloud to exceed the Roche density – needed for the cloud to be self-gravitating against the disrupting tidal forces – the density would have to have been at least 5 orders of magnitude larger than anything that has been measured in the central parsecs of the Galaxy. This situation was termed the "Paradox of Youth".

4.1 Impact of star formation near Sgr A*

The age of YNC has been constrained to be $5 \pm 2 \times 10^6$ years by the presence of a few dozen Wolf-Rayet stars and OB supergiants (Krabbe et al., 1995; Lu et al., 2013). The gas out of which the YNC formed has almost entirely dissipated; only a few tens of solar masses of gas is left in the volume occupied by the cluster. The formation of the YNC must therefore have occurred under conditions far different from those we find there now. First, the cloud or disk out of which the YNC formed must have had a mass of several tens of thousands of solar masses, with particle densities ranging up to 10^{11} cm^{-3} , 4 or 5 orders of magnitude larger than anything observed in the region at present. Second, the formation of this $\sim 10^4$ solar mass cluster in the immediate vicinity of the black hole would create outflows – jets, stellar winds, supernovae – that would push material in all directions, including onto the SMBH. Therefore, this star formation event could not have occurred without causing accretion onto the GBH at a far higher rate than we see now, possibly approaching the limiting Eddington accretion rate. At such a high rate of accretion, the Galactic Center would have been an active galactic nucleus (AGN) with a high luminosity in ultraviolet radiation.

Evidence for such a past AGN phase, compatible with the formation time of the YNC, has been found in the Magellanic Stream of atomic hydrogen, which stretches over the southern pole of the Galaxy in the orbital wake of the Magellanic Clouds. Bland-Hawthorn et al. (2013) pointed out, using observations of $H\alpha$ line emission, that the Stream has been ionized in the section that would have been exposed to the strong ultraviolet radiation emanating from the then presumably active Galactic Center. They estimated that the time needed for the ionized hydrogen to recombine and relax to its currently observed $H\alpha$ surface brightness is consistent with the age of the YNC. Another line of evidence for an outburst from the Galactic Center several million years ago is the presence of the Fermi Bubbles (see Section 7.1) which, in one interpretation, were produced by strong, collimated outflows carrying relativistic particles from the GBH during a high-accretion AGN stage several million years ago (Zubovas et al., 2011; Zubovas and Nayakshin, 2012; Yang et al., 2022), consistent with the age of the YNC.

4.2 Origin of the young stars near Sgr A*

The question remains how star formation could have taken place in the central light-year of the Galaxy. Many of the stars in the YNC are distributed in a disk-like configuration (Levin and Beloborodov, 2003; Paumard et al., 2006; Yelda et al., 2014; Jia et al., 2023; von Fellenberg et al., 2022), suggesting that there must have been a massive disk of gas orbiting closely around the GBH. Such a circumnuclear disk (the CND) exists at the present time, but it has an inner cavity of ~ 1.5 parsec radius, substantially further out from the black hole than the extent of the YNC, so in this scenario the disk must previously have extended much closer to the GBH, as mentioned above. A simulation of how stars might have formed in such a massive, high-density disk was developed by Nayakshin et al. (2007), using various simplifying assumptions. Those authors found that in this extreme situation, massive stars would be favored compared to star formation elsewhere, which is qualitatively in agreement with observations of the YNC (Lu et al., 2013). The computational problem of modeling the formation of the YNC will be very complex when all of the physics is eventually included (magnetic fields, feedback from both the stars and the black hole, a complete treatment of heating and cooling). This will be needed, however, to convincingly solve the Paradox of Youth.

Another class of models for star formation around the GBH is based on an assumed collision between the GBH and a massive cloud that is falling toward it. There are numerous published investigations of this basic idea (Sanders, 1998; Bonnell and Rice, 2008; Generozov et al., 2022, and many others listed by Dinh et al. (2021)). This scenario leads to the formation of a dense disk in which stars can subsequently form. However, Dinh et al. (2021) argue that this scenario is unlikely because it is very difficult to arrange for clouds to fall toward the bottom of the Galaxy’s gravitational potential well on near-zero angular momentum orbits.

The CND is an obvious potential reservoir for future star formation around the GBH. As the CND undergoes viscous evolution, promoted by its strong internal turbulence and strong magnetic field, its inner edge will migrate inward over time until it reaches the GBH, and the next round of star formation and AGN activity might be expected to ensue. As long as the CND is quasi-continuously replenished by inward migration of material from the Central Molecular Zone (Tress et al., 2020), this could be a cyclical phenomenon (Morris et al., 1999), not just in the Milky Way, but in gas-rich spiral galaxies in general.

Star formation takes place continuously on larger scales in the Galactic Center, where the tidal force from the GBH is much reduced, as reviewed by Henshaw et al. (2023) and by Morris (2023a). However, whether star formation is presently ongoing in the tidally affected central parsec around the GBH is currently under debate (Morris, 2023a).

5 Black hole activity

The GBH is known for its low luminosity, but it exhibits pronounced variability across the electromagnetic spectrum, from radio to X-rays. These fluctuations occur on timescales ranging from minutes to hours and provide valuable insight into the physical processes driving the accretion flow and emission mechanisms around the black hole.

5.1 Short term variability

5.1.1 Observed Variability Properties

The variability of Sgr A* has been observed across a broad range of wavelengths (Figure 5), each probing different regions of the accretion flow. Radio wavelengths trace the extended, lower-energy regions of the accretion flow. Observatories like the Jansky Very Large Array (JVLA), the Sub-Millimeter Array (SMA), and the Atacama Large Millimeter Array (ALMA) monitor Sgr A* from centimeter to sub-millimeter wavelengths, where variability is detected over hours to days. Infrared observations, primarily with the VLT and Keck

Observatory, provide high-resolution data on synchrotron emission from hot electrons in the inner accretion flow, often associated with rapid flares. X-ray observations from Chandra and XMM-Newton capture the highest-energy emissions, offering a glimpse into the most energetic processes occurring near the black hole.



Fig. 5 Observed light curves for Sgr A* at different wavelengths. The data are presented without observational gaps between the epochs (hours to years), and each epoch is shown in a different color (same color does not indicate common epochs across panels). From top to bottom: infrared data ($2.2 \mu\text{m}$) from the VLT and Keck, mid-infrared data ($4.5 \mu\text{m}$) from Spitzer, X-ray data from three different detectors on the Chandra X-ray Observatory, and finally radio data obtained with APEX/LABOCA, SMA and ALMA (345 GHz and 230 GHz). Credit: Witzel et al. (2021).

Sgr A* shows continuous, random variability across a broad range of timescales. The emission process is highly dynamic, with fluctuations happening continuously, including flares – prominent peaks in brightness that occur several times a day. The distribution of flare amplitudes follows a power-law pattern characterized as “red noise” on time scales up to several hours (Mauerhan et al., 2005; Do et al., 2009; Witzel et al., 2018), meaning that small-amplitude fluctuations occur more frequently than large ones, but without a characteristic or dominant timescale. This suggests that the underlying processes driving the variability are scale-invariant, possibly related to turbulence, shocks, or magnetic reconnection within the accretion flow (Witzel et al., 2018). The variability could also reflect variations in the instantaneous accretion rate resulting from dynamical instabilities in the accretion flow. This power-law behavior has been observed across the infrared, sub-millimeter, and X-ray regimes, providing important constraints on models of accretion and emission near the black hole.

In the radio and sub-millimeter, variability is moderate, with flux-density changes on the order of 20-30% over timescales of hours to days (Yusef-Zadeh et al., 2006a; Witzel et al., 2021). In the infrared, Sgr A* exhibits more rapid and pronounced variability, with bright flares having rise times of minutes and typical durations of 20-30 minutes (see Figure 5). In the X-ray regime, Sgr A* displays detectable

flares about once per day, some of which can be rather intense, with flux increases over the quiescent background by factors of up to 600 (e.g., Haggard et al., 2019).

One of the key challenges in understanding Sgr A*'s variability is determining how flares across different wavelength regimes are related. X-ray flares are almost always observed to occur nearly simultaneously with near-infrared flares (Boyce et al., 2019). However, many infrared flares are not accompanied by a simultaneous X-ray flare. At radio and sub-millimeter wavelengths, the correlation with higher-energy flares in the infrared and X-rays is less straightforward. Some sub-millimeter maxima have been observed to follow infrared peaks with a delay of 0.5 - 3 hours (Marrone et al., 2008; Morris et al., 2012; Michail et al., 2021; Boyce et al., 2022), possibly due to the time it takes for material to propagate outward from the inner accretion flow. However, the time delay is not well established in a statistical sense, and it remains possible that at least some of the delayed sub-mm maxima that have been reported are coincidental and unrelated. The complex, multi-wavelength behavior of Sgr A*'s variable emission implies that different physical processes dominate at different wavelengths, as discussed in the next section.

5.1.2 Theoretical Models and Interpretation

The observed variability of Sgr A* is generally explained by radiatively inefficient accretion flow (RIAF) models (Narayan and Yi, 1995; Yuan and Narayan, 2014). In these models, the low luminosity of Sgr A* is due to the inefficient conversion of gravitational energy into radiation, while flares result from localized, transient events within the accretion flow.

Infrared flares are believed to consist of synchrotron emission from relativistic electrons in the inner accretion disk or from orbiting "hot spots" near the black hole's innermost stable circular orbit (ISCO). As material approaches the event horizon, its energy increases dramatically, causing many particles to move at relativistic speeds (close to the speed of light). These high-energy particles interact with the magnetic fields generated by the accretion flow, producing synchrotron emission. Magnetic reconnection events can trigger sudden energy releases, creating localized hot spots in the accreting material (Dexter et al., 2020; Ripperda et al., 2020, 2022). Similarly, the colliding winds from the massive stars in the YNC can also form gas clumps within the accretion flow. When these clumps are heated to extreme temperatures, they transform into hot spots where particles become relativistic and emit synchrotron radiation. Inside the ISCO, any orbit becomes unstable, meaning that any material or object would quickly spiral inward toward the black hole. The location of the ISCO depends on the black hole's mass and spin: for a non-rotating black hole, it occurs at 3 times the Schwarzschild radius, but for rotating black holes, it can be closer to the event horizon. The ISCO is critical for understanding the dynamics of accretion disks, as material within this orbit rapidly plunges toward and through the event horizon (Genzel et al., 2003; Do et al., 2019b). Hot spot models propose that quasi-periodic infrared flares result from clumps of plasma orbiting near the ISCO (Yuan et al., 2004). Observations reported by GRAVITY Collaboration (2020b) revealed quasi-periodic oscillations (QPOs) with periods of around 20-30 minutes, which are consistent with material orbiting near the ISCO (Wielgus et al., 2022)¹.

The temporal correlation between infrared and X-ray flares suggests that the emission mechanisms in these two frequency regimes are closely linked and arise from the same population of relativistic electrons. X-ray flares are most often explained as resulting from synchrotron self-Compton (SSC) emission, whereby synchrotron photons produced in the infrared by the relativistic electrons are Compton scattered to X-ray energies by the same population of electrons (Baganoff et al., 2001; Yusef-Zadeh et al., 2006b; Neilsen et al., 2013). However, not all infrared flares are accompanied by X-ray flares, indicating that the electron energy distribution produced in a flare does not always extend to sufficiently high energies to scatter photons up to X-ray energies (Witzel et al., 2021). The X-ray flare's rapid rise and fall (minutes to hours, Baganoff et al. 2001) aligns with the orbital periods of matter near the innermost regions of the accretion flow, within a few Schwarzschild radii of the black hole (von Fellenberg et al., 2023).

Radio variability is often less pronounced and occurs on longer timescales, suggesting that it originates from more extended regions of the accretion flow. Sub-millimeter variability appears to correlate with infrared flares, albeit with a delay of the sub-mm, suggesting a physical connection between these two regions of the accretion flow, as mentioned in Section 5.1.1. The sub-millimeter fluctuations could arise from synchrotron emission in the outer regions of the accretion flow, potentially linked to slow-moving turbulence or evolving magnetic fields (Macquart and Bower, 2006).

Figure 6 summarizes the processes invoked to explain the emission at different wavelengths. While RIAF models provide a good framework for understanding Sgr A*'s variability, future high-resolution observations, particularly with instruments like the EHT and ALMA, will help refine these models by offering more detailed views of the accretion flow and the physical processes driving the flares.

5.2 Long term variability

While the statistical characteristics of Sgr A*'s short-term variability have not changed much over the past quarter century during which the source has been monitored (Chen et al., 2019), there are indications that Sgr A* was unusually active in 2019 (Weldon et al., 2023; Do et al., 2019b), possibly due to delayed accretion of tidally stripped gas from the 2014 passage of the extended, dusty G2 object through its orbital periastron only ~250 AU away from the GBH (Witzel et al., 2014; Gillessen et al., 2019). Other such G objects (a.k.a. dusty stellar objects DSOs, Eckart et al. 2013; Ciurlo et al. 2020) or infalling gas clouds (Ciurlo et al., 2023) can also undergo close passages and contribute to the variability on timescales of years.

On timescales of hundreds of years, there are strong indirect indications from X-ray observations that very energetic activity has occurred. In many places throughout the Central Molecular Zone, which occupies the Galaxy's central few hundred parsecs, fluorescent X-ray line emission from neutral iron atoms has been observed moving away from Sgr A* at apparent speeds comparable to the speed of

¹On short time scales hot spots can repeat at the orbital period and only last a few orbits.

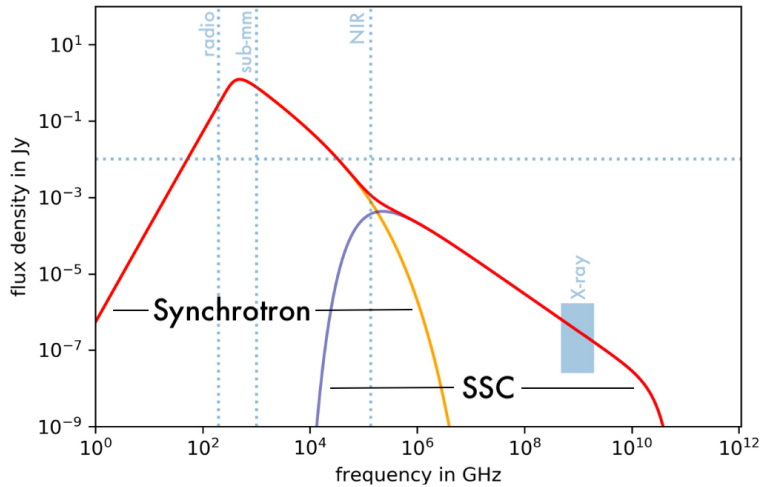


Fig. 6 Model radio-to-X-ray spectral energy distribution (SED) for Sgr A*. Synchrotron emission (orange) is believed to be responsible for the radio, sub-millimeter, and (largely) infrared photons and their variability, Synchrotron self-Compton (SSC, blue) emission explains the high-energy X-ray flares, where synchrotron photons from infrared flares are upscattered to X-ray energies. Their sum is shown in red. Credit: Witzel et al. (2021).

light² (Ponti et al., 2010; Capelli et al., 2012; Clavel et al., 2013; Churazov et al., 2017; Terrier et al., 2018; Khabibullin et al., 2022). This has been interpreted in terms of one, or a few, bright flashes of hard X-rays generated by the GBH a few hundred years ago³, dubbed the "hundred-year events". The implied luminosity of these events can be several orders of magnitude greater than even the brightest flares that have been reported since direct X-ray observations of flares from Sgr A* have been possible (up to several times 10^{39} ergs s^{-1} , Porquet et al. 2003, 2008; Nowak et al. 2012; Haggard et al. 2019). Furthermore, the durations of the "hundred-year events" are 1 to 10 years – rather than 0.5 to 2 hours for the brightest directly observed flares – so the total energy of the hundred-year event(s) is vastly larger than that of any of the X-ray flares that have so far been directly observed. The causes of the hundred year events are unknown, but the candidate possibilities include partial tidal disruption of a star, tidal disruption of a planet, or a direct and lasting encounter of Sgr A* with a dense, compact cloud of gas and dust.

6 Inflow of Material toward Sgr A*

The inflow of material toward Sgr A* occurs on multiple scales and involves complex processes that dictate the dynamics of gas in the surrounding environment. Understanding this inflow is crucial for elucidating how black holes accrete matter and influence their host galaxies. While large-scale inflow provides a reservoir of material, the processes occurring at smaller scales, particularly within the ISCO, dictate the actual amount of material accreting onto the black hole. Ongoing observations and theoretical modeling by many groups are continuously improving our understanding of these inflow mechanisms and their implications for black hole growth and evolution.

6.1 Large-scale inflow

On large scales, the inflow of material toward Sgr A* is primarily governed by the dynamics of the Galactic Center environment. The presence of a dense concentration of stars within a few hundred parsecs creates a gravitational potential well that influences the motion of surrounding material. Observations have shown that the central few parsecs around Sgr A* contain a considerable amount of dense molecular gas, which plays a critical role in feeding the black hole.

The CND (see Figure 1, left panel), a dense ring of gas and dust surrounding Sgr A*, has a mass estimated at a few $10^4 M_{\odot}$ (Requena-Torres et al., 2012; Lau et al., 2013; Hsieh et al., 2021) and is a significant reservoir for potential accretion. This disk is structured by its gravitational interaction with the GBH and with the central concentration of primarily old stars. Winds and supernovae from the young nuclear star cluster impact the inner edge of the disk, at a radius of ~ 1.5 pc, and provoke instabilities that could cause streams of gas to peel off of the disk and fall inward, orbiting closer to the GBH (Blank et al., 2016; Solanki et al., 2023). This interaction might account for the observed arms of the Mini-spiral, and those gas streams presumably add to the accretion flow onto the GBH (see Figure 1, left panel). Recent observations using instruments like ALMA and JVLA have provided detailed insights into the distribution and motion of molecular

²Indeed, the apparent speed on the sky plane even exceeds lightspeed in some cases as a result of projection effects.

³An expanding front of hard X-rays can be scattered by the interstellar matter it encounters but, additionally, X-rays can eject the most tightly bound electrons in various atoms, followed by radiative decay of electrons from higher energy states, producing fluorescent X-ray line emission. The 6.4 keV X-ray line of iron is the most prominent fluorescent line.

gas in the Galactic Center. For example, the presence of high-velocity gas clouds that are being drawn toward Sgr A* suggests that material from the CNB is being accreted onto the black hole, although the process appears to be highly inefficient (Tsuboi et al., 2018; Hsieh et al., 2019). The inflow rate is currently estimated to be low compared to the mass of Sgr A*, indicating that while material is available, it is not rapidly falling into the black hole.

6.2 Small-scale accretion

At smaller scales, the dynamics of material inflow become significantly more intricate. At present, winds emanating from young Wolf-Rayet stars within 0.05 to 0.5 parsecs from Sgr A* (Paumard et al., 2006) represent the main source of accreting material (see Figure 7, Ressler et al. 2018, 2020; Calderón et al. 2020). These potent stellar winds constantly replenish the central parsec with hot ($\sim 10^7$ K) and diffuse plasma as shown by Chandra observations (Baganoff et al., 2003; Wang et al., 2013)⁴. The total mass-loss rate of the Wolf-Rayet stars is roughly 10^{-3} solar masses per year (Martins et al., 2007) but the accretion rate through a radius of hundreds of Schwarzschild radii (10^{-5} pc) is orders of magnitude smaller (10^{-9} – 10^{-7} solar masses per year, as measured by polarized emission at submillimeter wavelengths (Bower et al., 2003; Marrone et al., 2006). Although the present-day accretion rate is extremely low, it has apparently been higher at various times in the past (see Section 7).

Within the ISCO, the dynamical behavior of the gas is dominated by extreme general relativistic effects, as well as by relatively strong magnetic fields. Here, the inflow is largely influenced by the properties of the accretion disk. The accretion flow near Sgr A* is often described by the RIAF model (see Section 5.1.2), which posits that much of the material entering the black hole does so without radiating significant energy. In RIAF models, the inflow is governed by viscous processes and turbulence within the accretion disk, leading to a low radiative efficiency (Narayan and Yi, 1995; Yuan and Narayan, 2014). Advection-Dominated Accretion Flow (ADAF) model is one form of RIAF model in which most of the energy – gained by inspiralling material as it converts gravitational potential energy to kinetic energy – is carried inward across the event horizon rather than being radiated away.

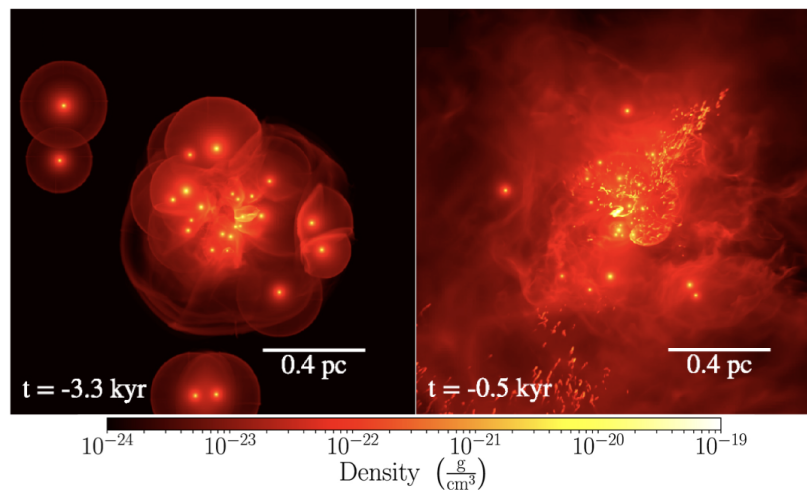


Fig. 7 Impact of stellar winds on accretion. The images show two snapshots of a simulation reproducing the interaction of winds emanating from Wolf-Rayet stars in the region and the subsequent chaotic medium they create. Adapted from Calderón et al. (2020). The snapshot on the right shows the formation of an accretion disk at the very center around Sgr A*; whether such a disk is actually present and detectable at this scale is still under debate (Murchikova et al., 2019; Ciurlo et al., 2021).

Recent observations have highlighted the presence of hot spots in the accretion flow, which are regions of concentrated material that orbit close to the ISCO. These hot spots can lead to the enhanced emission observed as flares (Gravity Collaboration, 2018; Ripperda et al., 2022). The behavior of these hot spots provides critical insights into the accretion processes at play, as they reflect the interplay between gravitational forces and magnetic fields in the inner regions of the accretion disk. Furthermore, theoretical models suggest that fluctuations in the accretion flow can lead to instabilities, resulting in rapid inflow of material during certain episodes. These episodes could be driven by tidal interactions or magnetic reconnection events, causing sudden increases in the inflow rate. As accreting material approaches the black hole, it transfers some of its angular momentum to the outflow, allowing that material to spiral inward until it reaches the ISCO, where it is no longer in a stable orbit and will inevitably fall into the black hole.

⁴the central parsec, while filled with hot plasma and strong ultraviolet radiation, is not devoid of material: diffuse dust and gas are present, arranged in a very clumpy medium (Ciurlo et al., 2016, 2019).

7 Outflow

In addition to accreting material, the GBH also produces outflows. The outflow from Sgr A* occurs across multiple scales and appears to be relatively weak compared to the powerful jets seen in more active galaxies. Nonetheless, the outflows from Sgr A* can significantly impact the surrounding environment. It is a curious fact that the vast majority of the matter that is drawn toward the black hole and participates in the accretion flow eventually gets expelled, rather than actually going through the event horizon and adding to the black hole mass. There are several contributing factors for this, including the conservation of angular momentum, strong heating of the accreting matter, the dynamical role of magnetic fields, and violent instabilities in the rapidly evolving accretion disk.

By carrying away angular momentum and energy, these outflows help regulate the accretion process and limit the amount of material that reaches the black hole. This feedback mechanism is believed to be critical in maintaining Sgr A*'s low luminosity and low accretion rate. Moreover, the outflows interact with the CNM and the surrounding interstellar medium, potentially influencing star formation in the region. The energy carried by these outflows can heat nearby gas, preventing it from cooling and collapsing to form stars. Alternatively, they can compress gas clouds, triggering star formation in certain conditions. Observations of shocked gas and complex velocity structures in the Galactic Center suggest that the interplay between outflows from Sgr A*, along with the strong winds from the massive stars in the YNC, and the surrounding medium plays an active role in shaping the dynamics of the region (Morris et al., 1999; Wang et al., 2013).

7.1 Observational Evidence for Outflows

Direct evidence for outflows from Sgr A* comes from multiple observations across different wavelengths (see Figure 8).

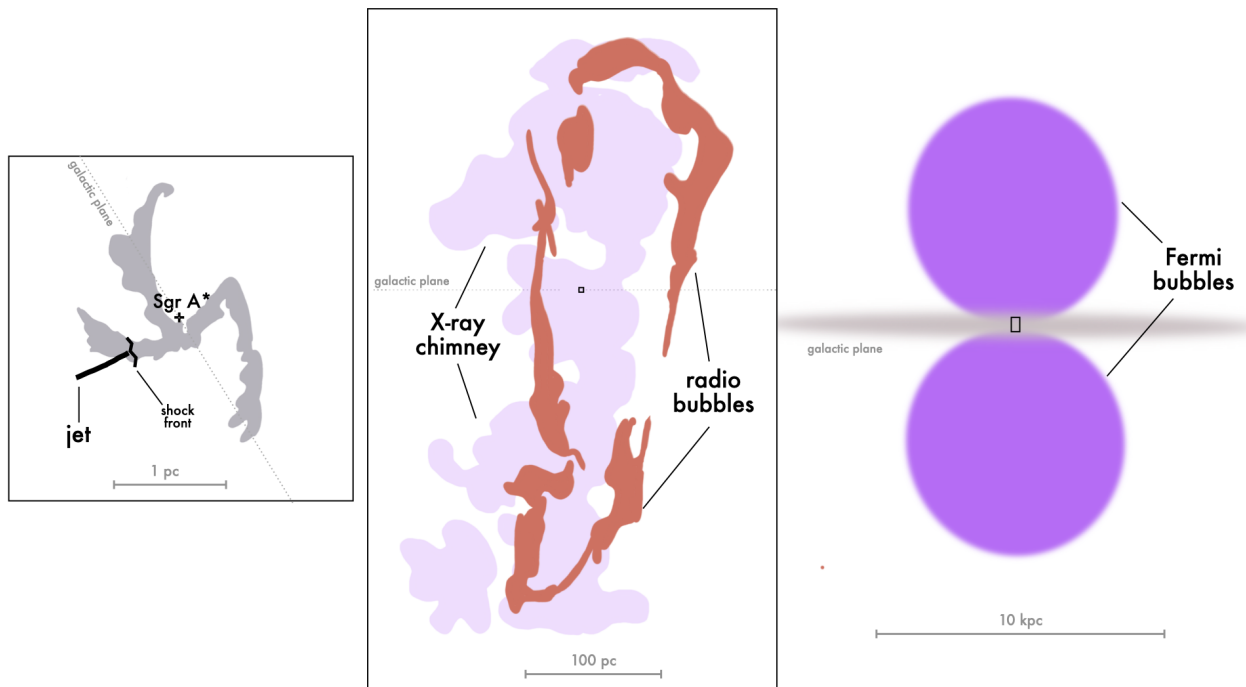


Fig. 8 Cartoon illustrating the main observational evidence of outflows from the Galactic Center that can be found at different scales. The little squares on the mid and right panels illustrate the scale of the panel to the left of each, respectively.

While Sgr A* does not exhibit the powerful relativistic jets often seen in more active galactic nuclei on kilo-parsec scales, there is evidence that the GBH has launched an X-ray emitting jet detectable on scales of a few parsecs (Li et al., 2013). It manifests itself as a linear feature aligned with the GBH (see Figure 2, right panel and Figure 8, left panel), and has a spectrum that steepens with increasing distance from Sgr A* (Zhu et al., 2019), as would be expected because the emitting particles progressively lose energy as they emit and move outward.

There are also indications of weaker, collimated outflows from the GBH. Radio observations using the JVLA have identified elongated features extending away from Sgr A* on scales of 10-20 pc, suggesting the presence of a mildly collimated outflow (Zhao et al., 2016). These features, sometimes referred to as "lobes", are also manifested in X-ray emission (Morris et al. 2003; Ponti et al. 2015). These radio/X-ray features are thought to be the result of synchrotron emission from relativistic electrons that have been accelerated by magnetic processes in the inner accretion flow. The lobes have possibly resulted from past sudden increases in the accretion rate onto the GBH, but they could also have been produced, or enhanced, by supernova explosions of one or more massive stars in the Young Nuclear Cluster.

On scales of several hundred parsecs, X-ray and radio astronomers have recently discovered quasi-cylindrical "chimneys" rising away from the central ~ 100 pc around Sgr A*, on both sides of the Galactic plane (Ponti et al., 2019, 2021; Heywood, 2019). The X-ray morphology strongly suggests that a very hot plasma is rising through the chimneys, forming what might be an "exhaust vent" from the energetic activities in the Galactic center. The radio emission forms "bubbles" that apparently surround the bulk of the X-ray emitting plasma (see Figure 8, middle panel). The source of the hot plasma could be some combination of outflows from sizable accretion events onto the GBH over the past 10^5 years, including stellar tidal disruption events, and relatively frequent supernovae taking place in the Galaxy's Central Molecular Zone (Zhang et al., 2021). One deep X-ray image of the southern chimney shows shock fronts that indicate that the outward flow velocity of the plasma in the central conduit of the chimney might be rather high (Mackey et al., 2024). The placement and size of the chimneys raises the possibility that they are contributing to the inflation of the Fermi Bubbles, perhaps by transporting cosmic rays out from where they are formed near or around Sgr A*.

On a much larger scale (10 kpc), the Fermi Bubbles represent a striking outflow feature carrying very high energy relativistic particles. They are manifested as giant, well-defined gamma-ray-emitting bubbles found by Su et al. (2010) using data from the Fermi Gamma-Ray Space Observatory (see Figure 8, right panel). The Fermi Bubbles are symmetrically placed above and below the Galactic plane, extending about 8 kiloparsecs into the Galactic halo, with their shapes converging on the Galactic Center. They could have been created by a strong, collimated wind from the GBH during a high-accretion AGN stage (see Section 4, Zubovas et al., 2011; Zubovas and Nayakshin, 2012; Yang et al., 2022). However, there are alternative interpretations of how the Fermi Bubbles could have been produced on much longer time scales (Crocker et al., 2015; Yang et al., 2018), so more work is needed to definitively distinguish between these hypotheses.

7.2 Theoretical Models of Outflows

Matter in the accretion flow invariably has angular momentum, and therefore cannot simply fall directly onto the black hole. Instead, the infalling accretion flow reaches a centrifugal barrier, where instead of falling further, it goes into orbit, and can only spiral further inward by losing angular momentum. The accreting matter "circularizes" at that point, forming an accretion disk, the detailed structure of which depends on whether the accretion flow is ordered (e.g., spherically or axially symmetric), time-variable, or chaotic. Continuing rapid infall of material onto the slowly inspiralling accretion disk leads to strong shocks (Melia and Falcke, 2001) that heat the gas to temperatures at which the gas is hot enough to emit thermal X-rays. The circularization and the resulting shocks occur near the Bondi capture radius, which in the case of the GBH is at an angular radius of $1\text{--}1.5$ arcseconds⁵. Because of viscous evolution of the accretion disk, mediated by both turbulence and the magnetic field, angular momentum is transferred outward, and the outer layers of the accretion disk must therefore expel matter. But throughout the accretion disk, as the material approaches the GBH, the magnetic field strength and the gas temperature both rise to very high values. Through complex processes still to be elucidated in detail, the coupling of the magnetic field and the rotation of the disk conspire to drive a wind off of the disk, thereby removing most of its mass and angular momentum. That allows some of the disk material to finally reach the innermost portions of the disk, close to the ISCO, where the gas has become so heated that the particles within it move relativistically, emitting non-thermal radiation.

Theoretical models for the outflow from Sgr A* generally fall within the framework of magnetohydrodynamic processes and RIAF (see also Section 5.1.2). In these models, outflows are driven by magnetic fields threading the accretion disk, which can accelerate and channel material away from the black hole. The interaction between the black hole's spin and the magnetic fields can also drive outflows, as described by the Blandford-Znajek mechanism (Blandford and Znajek, 1977). In the case of Sgr A*, which is relatively inactive compared to more luminous active galactic nuclei, outflows are believed to be weaker and less collimated. This is partly because the accretion flow around Sgr A* is apparently advection-dominated, as described in Section 6.2. Consequently, the resulting outflows are less energetic and more diffuse, often appearing as weak winds rather than focused jets (Narayan and Yi, 1995).

8 Summary and Perspectives

The detailed and extensive observations of the GBH conducted over the past decades have provided significant insights into the behavior of black holes and their interactions with the surrounding environment.

- **Testing General Relativity:** The Galactic Center provides one of the best laboratories to test the predictions of general relativity in the strong gravitational field of a supermassive black hole. Observations of stellar orbits, particularly S0-2/S2, have confirmed effects like gravitational redshift and Schwarzschild precession, consistent with general relativistic predictions. Future observations may also reveal more subtle effects, such as frame dragging, which would provide additional tests for Einstein's theory.
- **Variability and Accretion:** Sgr A* shows variability across all wavelengths, from radio to X-rays, with flare events providing a window into the dynamic processes occurring in the accretion flow. Observations indicate that the variability follows a power-law distribution and is likely driven by turbulent, transient processes such as magnetic reconnection or hot spot formation. Processes like RIAF and SSC emission help explain the observed variability across different wavelengths.
- **Inflow and Outflow Processes:** The accretion of material onto Sgr A* involves a complex interplay of large-scale and small-scale processes. Material flows inward from the circumnuclear disk at large scales, whereas near the black hole, the inflow is shaped by the properties of the accretion disk and the conditions near the innermost stable circular orbit. Simultaneously, outflows, though weaker compared to the powerful jets of more active black holes, are nonetheless an important component that helps regulate accretion and

⁵large enough for the Chandra X-ray Observatory to have resolved the resulting, relatively constant "quiescent" X-ray emission (Baganoff et al., 2003; Wang et al., 2013).

impacts the Galactic Center environment by redistributing energy and momentum.

8.1 Future instrumentation

The next decade or two promises to be transformative for our understanding of Sgr A*, with advancements in instrumentation, observational techniques, and theoretical modeling. Upcoming observatories like the Extremely Large Telescope (ELT) and Thirty Meter Telescope (TMT) will provide unprecedented spatial resolution and sensitivity, enabling the detection and monitoring of stars even closer to Sgr A*. These observations will help refine our understanding of the black hole's mass, the accretion process, and the dynamics of the innermost regions of the Galactic Center. The James Webb Space Telescope (JWST) will add significantly to our understanding by providing high-sensitivity infrared observations, which will help penetrate the dense dust in the Galactic Center and observe fainter stars that are too dim to be seen with current ground-based telescopes. Improvements in sensitivity and time sampling will make it possible to detect more stars closer to the black hole, which may show frame dragging effects caused by the black hole's spin. Detecting and measuring this effect would provide critical insight into the spin properties of Sgr A*, further testing general relativity in extreme conditions. Future millimeter and submillimeter observations, particularly with ALMA and the EHT, will improve our understanding of the small-scale structure of the accretion flow and the formation of jets or outflows. These observations will help constrain models such as RIAFs and provide insights into the physics behind the variability observed in different wavelengths. Observations will also focus on the link between the inflow and outflow mechanisms, examining how the black hole's accretion rate affects the properties and strength of the outflows. This will enhance our understanding of how feedback works on both small and galactic scales. Observing the interaction between Sgr A*'s outflows and the surrounding circum-nuclear disk will shed light on how the black hole affects the local environment, including star formation. With new instruments, we will be able to better understand whether these outflows trigger or suppress star formation in the Galactic Center, contributing to our understanding of the co-evolution of black holes and galaxies. Multi-wavelength campaigns, combining data from radio, infrared, and X-ray observatories, will continue to provide complementary insights into the variability and flare activity of Sgr A*. The development of more sophisticated theoretical models, supported by the increasing observational data, will help clarify the processes behind the variability, the origin of flares, and the coupling between different regions of the accretion flow.

8.2 Conclusions

In the past half-century, Sgr A* has evolved from being a mysterious radio source to becoming a well-characterized supermassive black hole that offers a wealth of information about black hole physics, accretion, and relativistic effects. With the next generation of observatories, both on the ground and in space, we are entering an era where we can probe the dynamics of the Galactic Center in greater detail than ever before. These advancements promise to not only answer existing questions but also reveal new, unexpected phenomena, helping us to understand how SMBHs were formed, how they grew over time, and the impact that they have had on their environments. Since almost all sufficiently large galaxies appear to harbor a central massive black hole, the GBH is a proxy for elucidating black-hole-related physics throughout the universe.

Acknowledgments

We are grateful to the UCLA Galactic Center Group for supporting our research on the topics discussed here, as well as on other Galactic Center science, creating a dynamic environment in which research on this topic is active and ongoing.

See Also: For additional details on Sgr A* see also reviews by Morris (2023b); Genzel et al. (2010), and for a comprehensive review of the Galactic Center region see reviews by Bryant and Krabbe (2021); Morris and Serabyn (1996).

References

- Baganoff FK, Bautz MW, Brandt WN, Chartas G, Feigelson ED, Garmire GP, Maeda Y, Morris M, Ricker GR, Townsley LK and Walter F (2001), Sep. Rapid X-ray flaring from the direction of the supermassive black hole at the Galactic Centre. *Nature* 413 (6851): 45–48. doi:10.1038/35092510. astro-ph/0109367.
- Baganoff FK, Maeda Y, Morris M, Bautz MW, Brandt WN, Cui W, Doty JP, Feigelson ED, Garmire GP, Pravdo SH, Ricker GR and Townsley LK (2003), Jul. Chandra X-Ray Spectroscopic Imaging of Sagittarius A* and the Central Parsec of the Galaxy. *ApJ* 591: 891–915.
- Balick B and Brown RL (1974), Dec. Intense sub-arcsecond structure in the galactic center. *ApJ* 194: 265–270. doi:10.1086/153242.
- Becklin EE and Neugebauer G (1968), Jan. Infrared Observations of the Galactic Center. *ApJ* 151: 145. doi:10.1086/149425.
- Bland-Hawthorn J, Maloney PR, Sutherland RS and Madsen GJ (2013), Nov. Fossil Imprint of a Powerful Flare at the Galactic Center along the Magellanic Stream. *ApJ* 778 (1): 58.
- Blandford RD and Znajek RL (1977), May. Electromagnetic extraction of energy from Kerr black holes. *MNRAS* 179: 433–456. doi:10.1093/mnras/179.3.433.
- Blank M, Morris MR, Frank A, Carroll-Nellenback JJ and Duschl WJ (2016), Jun. The inner cavity of the circumnuclear disc. *MNRAS* 459: 1721–1736M..
- Bonnell IA and Rice WKM (2008), Aug. Star Formation Around Supermassive Black Holes. *Science* 321: 1060–.
- Bower GC, Wright MCH, Falcke H and Backer DC (2003), May. Interferometric Detection of Linear Polarization from Sagittarius A* at 230 GHz. *ApJ* 588: 331–337.

- Boyce H, Haggard D, Witzel G, Willner SP, Neilsen J, Hora JL, Markoff S, Ponti G, Baganoff F, Becklin EE, Fazio GG, Lowrance P, Morris MR and Smith HA (2019), Feb. Simultaneous X-Ray and Infrared Observations of Sagittarius A*'s Variability. *ApJ* 871: 161.
- Boyce H, Haggard D, Witzel G, Fellenberg Sv, Willner SP, Becklin EE, Do T, Eckart A, Fazio GG, Gurwell MA, Hora JL, Markoff S, Morris MR, Neilsen J, Nowak M, Smith HA and Zhang S (2022), May. Multiwavelength Variability of Sagittarius A* in 2019 July. *ApJ* 931 (1): 7.
- Bryant A and Krabbe A (2021), Dec. The episodic and multiscale Galactic Centre. *New A Rev.* 93, 101630. doi:10.1016/j.newar.2021.101630.
- Calderón D, Cuadra J, Schartmann M, Burkert A and Russell CMP (2020), Jan. Stellar Winds Pump the Heart of the Milky Way. *ApJ* 888 (1), L2. doi:10.3847/2041-8213/ab5e81. 1910.06976.
- Capelli R, Warwick RS, Porquet D, Gillessen S and Predehl P (2012), Sep. The X-ray lightcurve of Sagittarius A* over the past 150 years inferred from Fe-K α line reverberation in Galactic centre molecular clouds. *A&A* 545: A35.
- Chan MH, Lee CM and Yu CW (2022), Sep. Investigating the nature of mass distribution surrounding the Galactic supermassive black hole. *Scientific Reports* 12, 15258. doi:10.1038/s41598-022-18946-7. 2208.12471.
- Chen Z, Gallego-Cano E, Do T, Witzel G, Ghez AM, Schödel R, Sitarski BN, Becklin EE, Lu J, Morris MR, Dehghanfar A, Gautam AK, Hees A, Hosek M. W. J, Jia S, Mangian AC and Matthews K (2019), Sep. Consistency of the Infrared Variability of SGR A* over 22 yr. *ApJ* 882 (2): L28.
- Churazov E, Khabibullin I, Sunyaev R and Ponti G (2017), Feb. Not that long time ago in the nearest galaxy: 3D slice of molecular gas revealed by a 110 yr old flare of Sgr A*. *MNRAS* 465 (1): 45–53.
- Ciurlo A, Paumard T, Rouan D and Clénet Y (2016), Oct. Hot molecular hydrogen in the central parsec of the Galaxy through near-infrared 3D fitting. *A&A* 594, A113. doi:10.1051/0004-6361/201527173. 1606.04373.
- Ciurlo A, Paumard T, Rouan D and Clénet Y (2019), Jan. Clumpiness of the interstellar medium in the central parsec of the Galaxy from H₂ flux-extinction correlation. *A&A* 621, A65. doi:10.1051/0004-6361/201731763. 1811.04965.
- Ciurlo A, Campbell RD, Morris MR, Do T, Ghez AM, Hees A, Sitarski BN, Kosmo O'Neil K, Chu DS, Martinez GD, Naoz S and Stephan AP (2020), Jan. A population of dust-enshrouded objects orbiting the Galactic black hole. *Nature* 577 (7790): 337–340. doi:10.1038/s41586-019-1883-y. 2001.08325.
- Ciurlo A, Morris MR, Campbell RD, Ghez AM, Do T and Chu DS (2021), Apr. Upper Limit on Brackett- γ Emission from the Immediate Accretion Flow onto the Galactic Black Hole. *ApJ* 910 (2), 143. doi:10.3847/1538-4357/abe71a. 2102.13096.
- Ciurlo A, Campbell RD, Morris MR, Do T, Ghez AM, Becklin EE, Bentley RO, Chu DS, Gautam AK, Gursahani YA, Hees A, O'Neil KK, Lu JR, Martinez GD, Naoz S, Sakai S and Schödel R (2023), Feb. The Swansong of the Galactic Center Source X7: An Extreme Example of Tidal Evolution near the Supermassive Black Hole. *ApJ* 944 (2), 136. doi:10.3847/1538-4357/acb344. 2301.06562.
- Clavel M, Terrier R, Goldwurm A, Morris MR, Ponti G, Soldi S and Trap G (2013), Oct. Echoes of multiple outbursts of Sagittarius A* revealed by Chandra. *A&A* 558: A32.
- Crocker RM, Bicknell GV, Taylor AM and Carretti E (2015), Aug. A Unified Model of the Fermi Bubbles, Microwave Haze, and Polarized Radio Lobes: Reverse Shocks in the Galactic Center's Giant Outflows. *ApJ* 808: 107.
- Dexter J, Tchekhovskoy A, Jiménez-Rosales A, Ressler SM, Bauböck M, Dallilar Y, de Zeeuw PT, Eisenhauer F, von Fellenberg S, Gao F, Genzel R, Gillessen S, Habibi M, Ott T, Stadler J, Straub O and Widmann F (2020), Oct. Sgr A* near-infrared flares from reconnection events in a magnetically arrested disc. *MNRAS* 497 (4): 4999–5007.
- Dinh CK, Salas JM, Morris MR and Naoz S (2021), Oct. Effects of Turbulence in the Circumnuclear Disk. *ApJ* 920 (2): 79.
- Do T, Ghez AM, Morris MR, Yelda S, Meyer L, Lu JR, Hornstein SD and Matthews K (2009), Feb. A Near-Infrared Variability Study of the Galactic Black Hole: A Red Noise Source with NO Detected Periodicity. *ApJ* 691 (2): 1021–1034. doi:10.1088/0004-637X/691/2/1021. 0810.0446.
- Do T, Hees A, Ghez A, Martinez GD, Chu DS, Jia S, Sakai S, Lu JR, Gautam AK, O'Neil KK, Becklin EE, Morris MR, Matthews K, Nishiyama S, Campbell R, Chappell S, Chen Z, Ciurlo A, Dehghanfar A, Gallego-Cano E, Kerzendorf WE, Lyke JE, Naoz S, Saida H, Schödel R, Takahashi M, Takamori Y, Witzel G and Wizinowich P (2019a), Aug. Relativistic redshift of the star S0-2 orbiting the Galactic Center supermassive black hole. *Science* 365 (6454): 664–668. doi:10.1126/science.aav8137. 1907.10731.
- Do T, Witzel G, Gautam AK, Chen Z, Ghez AM, Morris MR, Becklin EE, Ciurlo A, Hosek Matthew J, Martinez GD, Matthews K, Sakai S and Schödel R (2019b), Sep. Unprecedented Near-infrared Brightness and Variability of Sgr A*. *ApJ* 882 (2), L27. doi:10.3847/2041-8213/ab38c3. 1908.01777.
- Downes D and Maxwell A (1966), Dec. Radio Observations of the Galactic Center Region. *ApJ* 146: 653. doi:10.1086/148943.
- Eckart A and Genzel R (1997), Jan. Stellar proper motions in the central 0.1 PC of the Galaxy. *MNRAS* 284 (3): 576–598. doi:10.1093/mnras/284.3.576.
- Eckart A, Mužić K, Yazici S, Sabha N, Shahzamanian B, Witzel G, Moser L, Garcia-Marin M, Valencia-S. M, Jalali B, Bremer M, Straubmeier C, Rauch C, Buchholz R, Kunneriath D and Moutaka J (2013), Mar. Near-infrared proper motions and spectroscopy of infrared excess sources at the Galactic center. *A&A* 551, A18. doi:10.1051/0004-6361/201219994. 1208.1907.
- EHT Collaboration (2022), may. First sagittarius a* event horizon telescope results. i. the shadow of the supermassive black hole in the center of the milky way. *The Astrophysical Journal Letters* 930 (2): L12. doi:10.3847/2041-8213/ac6674. <https://dx.doi.org/10.3847/2041-8213/ac6674>.
- Generozov A, Nayakshin S and Madigan AM (2022), May. Forming young and hypervelocity stars in the Galactic Centre via tidal disruption of a molecular cloud. *MNRAS* 512 (3): 4100–4115.
- Genzel R, Schödel R, Ott T, Eckart A, Alexander T, Lacombe F, Rouan D and Aschenbach B (2003), Oct. Near-infrared flares from accreting gas around the supermassive black hole at the Galactic Centre. *Nature* 425 (6961): 934–937. doi:10.1038/nature02065. astro-ph/0310821.
- Genzel R, Eisenhauer F and Gillessen S (2010), Oct. The Galactic Center massive black hole and nuclear star cluster. *Reviews of Modern Physics* 82 (4): 3121–3195. doi:10.1103/RevModPhys.82.3121. 1006.0064.
- Ghez AM, Klein BL, Morris M and Becklin EE (1998), Dec. High Proper-Motion Stars in the Vicinity of Sagittarius A*: Evidence for a Supermassive Black Hole at the Center of Our Galaxy. *ApJ* 509 (2): 678–686. doi:10.1086/306528. astro-ph/9807210.
- Ghez AM, Morris M, Becklin EE, Tanner A and Kremenek T (2000), Sep. The accelerations of stars orbiting the Milky Way's central black hole. *Nature* 407 (6802): 349–351. doi:10.1038/35030032. astro-ph/0009339.
- Ghez AM, Salim S, Hornstein SD, Tanner A, Lu JR, Morris M, Becklin EE and Duchêne G (2005), Feb. Stellar Orbits around the Galactic Center Black Hole. *ApJ* 620 (2): 744–757. doi:10.1086/427175. astro-ph/0306130.
- Ghez AM, Salim S, Weinberg NN, Lu JR, Do T, Dunn JK, Matthews K, Morris MR, Yelda S, Becklin EE, Kremenek T, Milosavljevic M and Naiman J (2008), Dec. Measuring Distance and Properties of the Milky Way's Central Supermassive Black Hole with Stellar Orbits. *ApJ* 689 (2): 1044–1062. doi:10.1086/592738. 0808.2870.
- Gillessen S, Eisenhauer F, Trippe S, Alexander T, Genzel R, Martins F and Ott T (2009), Feb. Monitoring Stellar Orbits Around the Massive Black Hole in the Galactic Center. *ApJ* 692 (2): 1075–1109. doi:10.1088/0004-637X/692/2/1075. 0810.4674.
- Gillessen S, Plewa PM, Widmann F, von Fellenberg S, Schartmann M, Habibi M, Jimenez Rosales A, Bauböck M, Dexter J, Gao F, Waisberg I, Eisenhauer F, Pfuhl O, Ott T, Burkert A, de Zeeuw PT and Genzel R (2019), Jan. Detection of a Drag Force in G2's Orbit: Measuring the

- Density of the Accretion Flow onto Sgr A* at 1000 Schwarzschild Radii. *ApJ* 871: 126.
- Gravity Collaboration (2018), Oct. Detection of orbital motions near the last stable circular orbit of the massive black hole SgrA*. *A&A* 618: L10.
- GRAVITY Collaboration (2018), Jul. Detection of the gravitational redshift in the orbit of the star S2 near the Galactic centre massive black hole. *A&A* 615, L15. doi:10.1051/0004-6361/201833718. 1807.09409.
- GRAVITY Collaboration (2020a), Apr. Detection of the Schwarzschild precession in the orbit of the star S2 near the Galactic centre massive black hole. *A&A* 636, L5. doi:10.1051/0004-6361/202037813. 2004.07187.
- GRAVITY Collaboration (2020b), Mar. Modeling the orbital motion of Sgr A*'s near-infrared flares. *A&A* 635, A143. doi:10.1051/0004-6361/201937233. 2002.08374.
- Gravity Collaboration (2024), Dec. Improving constraints on the extended mass distribution in the Galactic center with stellar orbits. *A&A* 692, A242. doi:10.1051/0004-6361/202452274. 2409.12261.
- Haggard D, Nynka M, Mon B, de la Cruz Hernandez N, Nowak M, Heinke C, Neilsen J, Dexter J, Fragile PC, Baganoff F, Bower GC, Corrales LR, Coti Zelati F, Degenaar N, Markoff S, Morris MR, Ponti G, Rea N, Wilms J and Yusef-Zadeh F (2019), Dec. Chandra Spectral and Timing Analysis of Sgr A*'s Brightest X-Ray Flares. *ApJ* 886 (2): 96.
- Henshaw JD, Barnes AT, Battersby C, Ginsburg A, Sormani MC and Walker DL (2023), Jul. Star Formation in the Central Molecular Zone of the Milky Way 534: 83.
- Heywood I (2019), Sep. Inflation of 430-parsec bipolar radio bubbles in the Galactic Centre by an energetic event. *Nature* 573 (7773): 235–237.
- Hsieh PY, Koch PM, Kim WT, Ho PTP, Yen HW, Harada N and Tang YW (2019), Nov. The Nuclear Filaments inside the Circumnuclear Disk in the Central 0.5 pc of the Galactic Center. *ApJ* 885 (1): L20.
- Hsieh PY, Koch PM, Kim WT, Martín S, Yen HW, Carpenter JM, Harada N, Turner JL, Ho PTP, Tang YW and Beck S (2021), Jun. The Circumnuclear Disk Revealed by ALMA. I. Dense Clouds and Tides in the Galactic Center. *ApJ* 913 (2): 94.
- Jia S, Xu N, Lu JR, Chu DS, O'Neil KK, Drechsler WB, Hosek MW, Sakai S, Do T, Ciurlo A, Gautam AK, Ghez AM, Becklin E, Morris MR and Bentley RO (2023), May. Stellar Populations in the Central 0.5 pc of Our Galaxy. III. The Dynamical Substructures. *ApJ* 949 (1), 18. doi:10.3847/1538-4357/acb939. 2302.02040.
- Khabibullin I, Churazov E and Sunyaev R (2022), Feb. SRG/eROSITA view of X-ray reflection in the Central Molecular Zone: a snapshot in September–October 2019. *MNRAS* 509 (4): 6068–6076.
- Kosmo O'Neil K (2023). Is there a Dark Cusp at the Galactic Center? Constraining the Extended Mass Distribution in the Central 0.01 Parsecs of the Galactic Center Using Stellar Orbits. Ph.D. thesis, UCLA. Available at <https://escholarship.org/uc/item/72s459j0>.
- Krabbe A, Genzel R, Eckart A, Najarro F, Lutz D, Cameron M, Kroker H, Tacconi-Garman LE, Thatte N, Weitzel L, Drapatz S, Geballe T, Sternberg A and Kudritzki R (1995), Jul. The Nuclear Cluster of the Milky Way: Star Formation and Velocity Dispersion in the Central 0.5 Parsec. *ApJ* 447: L95.
- Lacy JH, Baas F, Townes CH and Geballe TR (1979), Jan. Observations of the motion and distribution of the ionized gas in the central parsec of the Galaxy. *ApJ* 227: L17–L20. doi:10.1086/182858.
- Lau RM, Herter TL, Morris MR, Becklin EE and Adams JD (2013), Sep. SOFIA/FORCAST Imaging of the Circumnuclear Ring at the Galactic Center. *ApJ* 775: 37.
- Levin Y and Beloborodov AM (2003), Jun. Stellar Disk in the Galactic Center: A Remnant of a Dense Accretion Disk? *ApJ* 590 (1): L33–L36.
- Li Z, Morris MR and Baganoff FK (2013), Dec. Evidence for a parsec-scale jet from the galactic center black hole: Interaction with local gas. *The Astrophysical Journal* 779 (2): 154. ISSN 1538-4357. doi:10.1088/0004-637x/779/2/154. <http://dx.doi.org/10.1088/0004-637x/779/2/154>.
- Lo KY, Schilizzi RT, Cohen MH and Ross HN (1975), Dec. VLBI observations of the compact radio source in the center of the Galaxy. *ApJ* 202: L63–L65. doi:10.1086/181982.
- Lu JR (2018). Massive Young Clusters Near the Galactic Center. *ASSL* 424: 69.
- Lu JR, Do T, Ghez AM, Morris MR, Yelda S and Matthews K (2013), Jan. Stellar Populations in the Central 0.5 pc of the Galaxy II: The Initial Mass Function. *ApJ* 764: 155.
- Lynden-Bell D and Rees MJ (1971), Jan. On quasars, dust and the galactic centre. *MNRAS* 152: 461. doi:10.1093/mnras/152.4.461.
- Mackey SC, Morris MR, Ponti G, Anastasopoulou K and Mondal S (2024), May. X-Rays from a Central “Exhaust Vent” of the Galactic Center Chimney. *ApJ* 966 (2): L32.
- Macquart JP and Bower GC (2006), Apr. Understanding the Radio Variability of Sagittarius A*. *ApJ* 641 (1): 302–318. doi:10.1086/500317. astro-ph/0512288.
- Maoz E (1998), Feb. Dynamical Constraints on Alternatives to Supermassive Black Holes in Galactic Nuclei. *ApJ* 494 (2): L181–L184. doi:10.1086/311194. astro-ph/9710309.
- Marrone DP, Moran JM, Zhao JH and Rao R (2006), Mar. Interferometric Measurements of Variable 340 GHz Linear Polarization in Sagittarius A*. *ApJ* 640 (1): 308–318. doi:10.1086/500106. astro-ph/0511653.
- Marrone DP, Baganoff FK, Morris MR, Moran JM, Ghez AM, Hornstein SD, Dowell CD, Muñoz DJ, Bautz MW, Ricker GR, Brandt WN, Garmire GP, Lu JR, Matthews K, Zhao JH, Rao R and Bower GC (2008), Jul. An X-Ray, Infrared, and Submillimeter Flare of Sagittarius A*. *ApJ* 682 (1): 373–383. doi:10.1086/588806. 0712.2877.
- Martins F, Genzel R, Hillier DJ, Eisenhauer F, Paumard T, Gillessen S, Ott T and Trippe S (2007), Jun. Stellar and wind properties of massive stars in the central parsec of the Galaxy. *A&A* 468 (1): 233–254. doi:10.1051/0004-6361:20066688. astro-ph/0703211.
- Mauerhan JC, Morris M, Walter F and Baganoff FK (2005), Apr. Intraday Variability of Sagittarius A* at 3 Millimeters. *ApJ* 623: L25–L28.
- Melia F and Falcke H (2001). The Supermassive Black Hole at the Galactic Center. *ARA&A* 39: 309–352.
- Michail JM, Wardle M, Yusef-Zadeh F and Kunneriath D (2021), Dec. Multiwavelength Observations of Sgr A*. I. 2019 July 18. *ApJ* 923 (1): 54.
- Morris MR (2023a), Feb., Star Formation in the Extreme Galactic Center Environment, Ossenkopf-Okada V, Schaaf R, Breloy I and Stutzki J, (Eds.), *Physics and Chemistry of Star Formation: The Dynamical ISM Across Time and Spatial Scales*, pp. 49, 2301.13469.
- Morris MR (2023b), Feb. The Galactic Black Hole. *arXiv e-prints*, arXiv:2302.02431doi:10.48550/arXiv.2302.02431. 2302.02431.
- Morris M and Serabyn E (1996), Jan. The Galactic Center Environment. *ARA&A* 34: 645–702. doi:10.1146/annurev.astro.34.1.645.
- Morris M, Ghez AM and Becklin EE (1999), Jan. The galactic center black hole: clues for the evolution of black holes in galactic nuclei. *Advances in Space Research* 23 (5-6): 959–968. doi:10.1016/S0273-1177(99)00219-7.
- Morris M, Baganoff F, Munro M, Howard C, Maeda Y, Feigelson E, Bautz M, Brandt N, Chartas G, Garmire G and Townsley L (2003), Sep. Deep X-Ray Imaging of the Central 20 Parsecs of the Galaxy with Chandra. *Astronomische Nachrichten Supplement* 324: 167–172.
- Morris MR, Meyer L and Ghez AM (2012), Aug. Galactic center research: manifestations of the central black hole. *Research in Astronomy and Astrophysics* 12 (8): 995–1020. doi:10.1088/1674-4527/12/8/007. 1207.6755.
- Murchikova EM, Phinney ES, Pancoast A and Blandford RD (2019), Jun. A cool accretion disk around the Galactic Centre black hole. *Nature* 570 (7759): 83–86. doi:10.1038/s41586-019-1242-z. 1906.08289.
- Narayan R and Yi I (1995), Oct. Advection-dominated Accretion: Underfed Black Holes and Neutron Stars. *ApJ* 452: 710. doi:10.1086/176343. astro-ph/9411059.

- Nayakshin S, Cuadra J and Springel V (2007), Jul. Simulations of star formation in a gaseous disc around Sgr A* - a failed active galactic nucleus. *MNRAS* 379 (1): 21–33.
- Neilsen J, Nowak MA, Gammie C, Dexter J, Markoff S, Haggard D, Nayakshin S, Wang QD, Grosso N, Porquet D, Tomsick JA, Degenaar N, Fragile PC, Houck JC, Wijnands R, Miller JM and Baganoff FK (2013), Sep. A Chandra/HETGS Census of X-Ray Variability from Sgr A* during 2012. *ApJ* 774 (1), 42. doi:10.1088/0004-637X/774/1/42. 1307.5843.
- Nowak MA, Neilsen J, Markoff SB, Baganoff FK, Porquet D, Grosso N, Levin Y, Houck J, Eckart A, Falcke H, Ji L, Miller JM and Wang QD (2012), Nov. Chandra/HETGS Observations of the Brightest Flare Seen from Sgr A*. *ApJ* 759: 95.
- Paumard T, Genzel R, Martins F, Nayakshin S, Beloborodov AM, Levin Y, Trippe S, Eisenhauer F, Ott T, Gillessen S, Abuter R, Cuadra J, Alexander T and Sternberg A (2006), Jun. The Two Young Star Disks in the Central Parsec of the Galaxy: Properties, Dynamics, and Formation. *ApJ* 643: 1011–1035.
- Pfahl E and Loeb A (2004), Nov. Probing the Spacetime around Sagittarius A* with Radio Pulsars. *ApJ* 615 (1): 253–258.
- Ponti G, Terrier R, Goldwurm A, Belanger G and Trap G (2010), May. Discovery of a Superluminal Fe K Echo at the Galactic Center: The Glorious Past of Sgr A* Preserved by Molecular Clouds. *ApJ* 714: 732–747.
- Ponti G, Morris MR, Terrier R, Haberl F, Sturm R, Clavel M, Soldi S, Goldwurm A, Predehl P, Nandra K, Bélanger G, Warwick RS and Tatischeff V (2015), Oct. The XMM-Newton view of the central degrees of the Milky Way. *MNRAS* 453: 172–213.
- Ponti G, Hofmann F, Churazov E, Morris MR, Haberl F, Nandra K, Terrier R, Clavel M and Goldwurm A (2019), Mar. An X-ray chimney extending hundreds of parsecs above and below the Galactic Centre. *Nature* 567 (7748): 347–350.
- Ponti G, Morris MR, Churazov E, Heywood I and Fender RP (2021), Feb. The Galactic center chimneys: the base of the multiphase outflow of the Milky Way. *A&A* 646: A66.
- Porquet D, Predehl P, Aschenbach B, Grosso N, Goldwurm A, Goldoni P, Warwick RS and Decourchelle A (2003), Aug. XMM-Newton observation of the brightest X-ray flare detected so far from Sgr A*. *A&A* 407: L17–L20.
- Porquet D, Grosso N, Predehl P, Hasinger G, Yusef-Zadeh F, Aschenbach B, Trap G, Melia F, Warwick RS, Goldwurm A, Bélanger G, Tanaka Y, Genzel R, Dodds-Eden K, Sakano M and Ferrando P (2008), Sep. X-ray hiccups from Sagittarius A* observed by XMM-Newton. The second brightest flare and three moderate flares caught in half a day. *A&A* 488: 549–557.
- Requena-Torres MA, Güsten R, Weiß A, Harris AJ, Martín-Pintado J, Stutzki J, Klein B, Heyminck S and Risacher C (2012), Jun. GREAT confirms transient nature of the circum-nuclear disk. *A&A* 542: L21.
- Ressler SM, Quataert E and Stone JM (2018), Aug. Hydrodynamic simulations of the inner accretion flow of Sagittarius A* fuelled by stellar winds. *MNRAS* 478 (3): 3544–3563.
- Ressler SM, Quataert E and Stone JM (2020), Mar. The surprisingly small impact of magnetic fields on the inner accretion flow of Sagittarius A* fuelled by stellar winds. *MNRAS* 492 (3): 3272–3293. doi:10.1093/mnras/stz3605. 2001.04469.
- Ripperda B, Bacchini F and Philippov AA (2020), Sep. Magnetic Reconnection and Hot Spot Formation in Black Hole Accretion Disks. *ApJ* 900 (2): 100.
- Ripperda B, Liska M, Chatterjee K, Musoke G, Philippov AA, Markoff SB, Tchekhovskoy A and Younsi Z (2022), Jan. Black Hole Flares: Ejection of Accreted Magnetic Flux through 3D Plasmoid-mediated Reconnection. *ApJ* 924 (2): L32.
- Sanders RH (1992), Sep. The case against a massive black hole at the Galactic Centre. *Nature* 359 (6391): 131–132.
- Sanders RH (1998), Feb. The circumnuclear material in the Galactic Centre - A clue to the accretion process. *MNRAS* 294: 35–+.
- Schödel R, Ott T, Genzel R, Hofmann R, Lehnert M, Eckart A, Mouawad N, Alexander T, Reid MJ, Lenzén R, Lacombe F, Rouan D, Gendron E, Rousset G, Lagrange AM, Brandner W, Ageorges N, Lidman C, Moorwood AFM, Spyromilio J, Hubin N and Menten KM (2002), Oct. A star in a 15.2-year orbit around the supermassive black hole at the centre of the Milky Way. *Nature* 419 (6908): 694–696. doi:10.1038/nature01121. astro-ph/0210426.
- Serabyn E and Lacy JH (1985), Jun. NE II observations of the galactic center : evidence for a massive black hole. *ApJ* 293: 445–458. doi:10.1086/163250.
- Shen ZQ, Lo KY, Liang MC, Ho PTP and Zhao JH (2005), Nov. A size of ~ 1 AU for the radio source Sgr A* at the centre of the Milky Way. *Nature* 438 (7064): 62–64. doi:10.1038/nature04205. astro-ph/0512515.
- Solanki S, Ressler SM, Murchikova L, Stone JM and Morris MR (2023), Aug. The Inner 2 pc of Sagittarius A*: Simulations of the Circumnuclear Disk and Multiphase Gas Accretion in the Galactic Center. *ApJ* 953 (1): 22.
- Su M, Slatyer TR and Finkbeiner DP (2010), Dec. Giant Gamma-ray Bubbles from Fermi-LAT: Active Galactic Nucleus Activity or Bipolar Galactic Wind? *ApJ* 724: 1044–1082.
- Terrier R, Clavel M, Soldi S, Goldwurm A, Ponti G, Morris MR and Chuard D (2018), May. An X-ray survey of the central molecular zone: Variability of the Fe K α emission line. *A&A* 612: A102.
- Torne Pea (2023), Dec. A Search for Pulsars around Sgr A* in the First Event Horizon Telescope Data Set. *ApJ* 959 (1): 14.
- Torres DF, Capozziello S and Lambiase G (2000), Nov. Supermassive boson star at the galactic center? *Phys. Rev. D* 62 (10), 104012. doi:10.1103/PhysRevD.62.104012. astro-ph/0004064.
- Tress RG, Sormani MC, Glover SCO, Klessen RS, Battersby CD, Clark PC, Hatchfield HP and Smith RJ (2020), Dec. Simulations of the Milky Way's central molecular zone - I. Gas dynamics. *MNRAS* 499 (3): 4455–4478.
- Tsiklauri D and Viollier RD (1998), Jun. Dark Matter Concentration in the Galactic Center. *ApJ* 500 (2): 591–595. doi:10.1086/305753. astro-ph/9805273.
- Tsuboi M, Kitamura Y, Uehara K, Tsutsumi T, Miyawaki R, Miyoshi M and Miyazaki A (2018), Oct. ALMA view of the circumnuclear disk of the Galactic Center: tidally disrupted molecular clouds falling to the Galactic Center. *PASJ* 70 (5), 85. doi:10.1093/pasj/psy080. 1806.10246.
- von Fellenberg SD, Gillessen S, Stadler J, Bauböck M, Genzel R, de Zeeuw T, Pfuhl O, Amaro Seoane P, Drescher A, Eisenhauer F, Habibi M, Ott T, Widmann F and Young A (2022), Jun. The Young Stars in the Galactic Center. *ApJ* 932 (1), L6. doi:10.3847/2041-8213/ac68ef. 2205.07595.
- von Fellenberg SD, Witzel G, Bauböck M, Chung HH, Aimar N, Bordoni M, Drescher A, Eisenhauer F, Genzel R, Gillessen S, Marchili N, Paumard T, Perrin G, Ott T, Ribeiro DC, Ros E, Vincent F, Widmann F, Willner SP and Anton Zensus J (2023), Jan. General relativistic effects and the near-infrared and X-ray variability of Sgr A* I. *A&A* 669, L17. doi:10.1051/0004-6361/202245575. 2301.02558.
- Wang QD, Nowak MA, Markoff SB, Baganoff FK, Nayakshin S, Yuan F, Cuadra J, Davis J, Dexter J, Fabian AC, Grosso N, Haggard D, Houck J, Ji L, Li Z, Neilsen J, Porquet D, Ripple F and Shcherbakov RV (2013), Aug. Dissecting X-ray-Emitting Gas Around the Center of Our Galaxy. *Science* 341 (6149): 981–983. doi:10.1126/science.1240755. 1307.5845.
- Weldon GC, Do T, Witzel G, Ghez AM, Gautam AK, Becklin EE, Morris MR, Martinez GD, Sakai S, Lu JR, Matthews K, Hosek MW and Haggard Z (2023), Sep. Near-infrared Flux Distribution of Sgr A* from 2005–2022: Evidence for an Enhanced Accretion Episode in 2019. *ApJ* 954 (1): L33.
- Wielgus M, Moscibrodzka M, Vos J, Gelles Z, Martí-Vidal I, Farah J, Marchili N, Goddi C and Messias H (2022), Sep. Orbital motion near Sagittarius A* . Constraints from polarimetric ALMA observations. *A&A* 665, L6. doi:10.1051/0004-6361/202244493. 2209.09926.
- Witzel G, Ghez AM, Morris MR, Sitarski BN, Boehle A, Naoz S, Campbell R, Becklin EE, Canalizo G, Chappell S, Do T, Lu JR, Matthews K,

- Meyer L, Stockton A, Wizinowich P and Yelda S (2014), Nov. Detection of Galactic Center Source G2 at 3.8 μm during Periapse Passage. *ApJ* 796: L8.
- Witzel G, Martinez G, Hora J, Willner SP, Morris MR, Gammie C, Becklin EE, Ashby MLN, Baganoff F, Carey S, Do T, Fazio GG, Ghez A, Glaccum WJ, Haggard D, Herrero-Illana R, Ingalls J, Narayan R and Smith HA (2018), Aug. Variability Timescale and Spectral Index of Sgr A* in the Near Infrared: Approximate Bayesian Computation Analysis of the Variability of the Closest Supermassive Black Hole. *ApJ* 863 (1), 15. doi:10.3847/1538-4357/aace62. 1806.00479.
- Witzel G, Martinez G, Willner SP, Becklin EE, Boyce H, Do T, Eckart A, Fazio GG, Ghez A, Gurwell MA, Haggard D, Herrero-Illana R, Hora JL, Li Z, Liu J, Marchili N, Morris MR, Smith HA, Subroweit M and Zensus JA (2021), Aug. Rapid Variability of Sgr A* across the Electromagnetic Spectrum. *ApJ* 917 (2), 73. doi:10.3847/1538-4357/ac0891. 2011.09582.
- Yang HY, Ruszkowski M and Zweibel E (2018), Feb. Unveiling the Origin of the Fermi Bubbles. *Galaxies* 6 (1): 29.
- Yang HYK, Ruszkowski M and Zweibel EG (2022), Mar. Fermi and eROSITA bubbles as relics of the past activity of the Galaxy's central black hole. *Nature Astronomy* 6: 584–591.
- Yelda S, Ghez AM, Lu JR, Do T, Meyer L, Morris MR and Matthews K (2014), Mar. Properties of the Remnant Clockwise Disk of Young Stars in the Galactic Center. *ApJ* 783: 131.
- Yuan F and Narayan R (2014), Aug. Hot Accretion Flows Around Black Holes. *ARA&A* 52: 529–588. doi:10.1146/annurev-astro-082812-141003. 1401.0586.
- Yuan F, Quataert E and Narayan R (2004), May. On the Nature of the Variable Infrared Emission from Sagittarius A*. *ApJ* 606 (2): 894–899. doi:10.1086/383117. astro-ph/0401429.
- Yusef-Zadeh F, Roberts D, Wardle M, Heinke CO and Bower GC (2006a), Oct. Flaring Activity of Sagittarius A* at 43 and 22 GHz: Evidence for Expanding Hot Plasma. *ApJ* 650: 189–194.
- Yusef-Zadeh F, Roberts D, Wardle M, Heinke CO and Bower GC (2006b), Oct. Flaring Activity of Sagittarius A* at 43 and 22 GHz: Evidence for Expanding Hot Plasma. *ApJ* 650 (1): 189–194. doi:10.1086/506375. astro-ph/0603685.
- Zhang M, Li Z and Morris MR (2021), May. A Supernova-driven, Magnetically Collimated Outflow as the Origin of the Galactic Center Radio Bubbles. *ApJ* 913 (1): 68.
- Zhao JH and Goss WM (1998), Jun. Radio Continuum Structure of IRS 13 and Proper Motions of Compact H II Components at the Galactic Center. *ApJ* 499 (2): L163–L167. doi:10.1086/311374.
- Zhao JH, Morris MR and Goss WM (2016), Feb. A New Perspective of the Radio Bright Zone at The Galactic Center: Feedback from Nuclear Activities. *ApJ* 817: 171.
- Zhu Z, Li Z, Morris MR, Zhang S and Liu S (2019), Apr. A Deep Chandra View of a Candidate Parsec-scale Jet from the Galactic Center Supermassive Black Hole. *ApJ* 875 (1): 44.
- Zubovas K and Nayakshin S (2012), Jul. Fermi bubbles in the Milky Way: the closest AGN feedback laboratory courtesy of Sgr A*? *MNRAS* 424: 666–683.
- Zubovas K, King AR and Nayakshin S (2011), Jul. The Milky Way's Fermi bubbles: echoes of the last quasar outburst? *MNRAS* 415: L21–L25.