

LANGALIGN: Enhancing Non-English Language Models via Cross-Lingual Embedding Alignment

Jong Myoung Kim^{1,2} Young-Jun Lee² Ho-Jin Choi² Sangkeun Jung³

¹SK-telecom ²School of Computing, KAIST

³The Division of Computer Convergence, Chugnam National University

gray.apl@gmail.com {yj2961,hojinc}@kaist.ac.kr hugman@cnu.ac.kr

Abstract

While Large Language Models have gained attention, many service developers still rely on embedding-based models due to practical constraints. In such cases, the quality of fine-tuning data directly impacts performance, and English datasets are often used as seed data for training non-English models. In this study, we propose LANGALIGN, which enhances target language processing by aligning English embedding vectors with those of the target language at the interface between the language model and the task header. Experiments on Korean, Japanese, and Chinese demonstrate that LANGALIGN significantly improves performance across all three languages. Additionally, we show that LANGALIGN can be applied in reverse to convert target language data into a format that an English-based model can process.

1 Introduction

The rapid advancement of large language models (LLMs) has significantly improved AI services. However, due to high computational costs, latency, and limited controllability, embedding-based LMs remain essential for certain tasks. These models require effective tuning and large-scale domain-specific data—resources that are relatively scarce for the non-English language. This study addresses this limitation by leveraging English data.

We focus on a chatbot system that extracts user profiles from conversations and uses them to generate responses. This involves detecting and managing conflicts between existing profiles and newly extracted ones. To address this, we frame the task as a Natural Language Inference (NLI) problem using RoBERTa, while employing a larger LLM for the more complex task of profile extraction.

To minimize costs before full-scale dataset construction, we first experimented with English NLI data to assess its feasibility. English datasets offer advantages in quality, quantity, and diversity, mak-

ing them a cost-effective alternative (Wang et al., 2022; Achiam et al., 2023; Bubeck et al., 2023; Joshi et al., 2020). However, applying English data to Korean tasks typically requires translation into Korean, which improves performance (Gaim et al., 2023) but incurs significant costs. To address this, we propose Language Aligner (LANGALIGN).

LANGALIGN improves training efficiency by aligning English data embeddings with target-language embeddings between the LM and task head. This enables: (1) effective use of rich English datasets, (2) retention of performance benefits from translated data, and (3) reduction of data processing costs.

We evaluate LANGALIGN on NLI and Sentiment Analysis (SA) tasks across Korean, Japanese, and Chinese. Experimental results show that LANGALIGN outperforms English-only models and achieves performance comparable to models trained on target-language data, demonstrating its cost-effectiveness.

We also explore a reverse application of LANGALIGN for transfer inference, transforming target-language inputs into English embedding space. This enables efficient inference using English-based models.

Our main contributions are as follows:

- We propose LANGALIGN and a training strategy to efficiently learn from foreign-language data.
- We introduce a reverse application of LANGALIGN for transfer inference from non-English to English embedding space.
- We demonstrate that LANGALIGN is more cost-effective than conventional dataset construction, while providing a strong performance benchmark.

2 Related Works

Multilingual pre-trained LMs such as mBERT (Devlin et al., 2018), mT5 (Xue et al., 2020), and XLM-R (Conneau et al., 2019a) have become standard backbones for fine-tuning in non-English NLP tasks. Their performance, however, is known to vary significantly depending on the language of the training data (Schuster et al., 2018; Gaim et al., 2023), with a clear gap between native-language, translated, and unrelated-language data.

To reduce the cost of building native-language datasets, we propose a lightweight layer inserted between the LM and the task head to mitigate cross-lingual representation gaps at the embedding level.

Previous work (Tan et al., 2022) has aligned multilingual sentence embeddings by enforcing similarity between translation pairs, typically through LM-level training. In contrast, our method improves downstream task performance by inserting a small adaptation layer without modifying the backbone encoder.

Other approaches have leveraged multilingual knowledge bases (Jiang et al., 2024) or enforced cross-lingual consistency during pretraining (Gao et al., 2023). However, these rely on large-scale resources like parallel corpora or cross-lingual links, which may be impractical in low-resource settings.

Inspired by parameter-efficient adaptation methods (Houlsby et al., 2019; Moosavi et al., 2022; Hu et al., 2021), our approach introduces a simple yet effective bridging layer that enhances cross-lingual transferability without requiring additional large-scale data or retraining.

3 LANGALIGN

3.1 Language Aligner

$$\mathcal{A}(e(d_e)) \approx e(\mathcal{T}(d_e)) \quad (1)$$

Equation 1 represents the role of LANGALIGN. Here, d_e , $\mathcal{T}(d_e)$, $e(d_e)$, $e(\mathcal{T}(d_e))$, and $\mathcal{A}(e(d_e))$ denote English data, English data translated into the target language, the embedding of English data, the embedding of translated data, and the embedding of English data processed through LANGALIGN, respectively. LANGALIGN is a layer that learns to convert the embedding of English data into the embedding of translated data.

Data processed through a LM is represented in a semantic space. We hypothesized that if we can transform $e(d_e)$ to $e(\mathcal{T}(d_e))$, we can achieve transfer learning efficiency comparable to training on

translated data. We designed two types of LANGALIGN, with detailed descriptions of each layer provided in the appendix A.

Fully Connected LANGALIGN (FC) We hypothesized that transforming $e(d_e)$ to $e(\mathcal{T}(d_e))$ could be represented using weights in a fully connected (FC) layer. Given the size of the embeddings output by the LM and cost considerations, we designed a simple FC structure. This LANGALIGN consists of six layers, with ReLU activation and dropout applied between layers.

Auto Encoder LANGALIGN (AE) We also explored the possibility of LANGALIGN functioning as a translation mechanism, leading us to employ an Auto Encoder (AE) structure, which is well-suited for such tasks. LANGALIGN AE includes an encoder and a decoder, each with three FC layers, where the layer dimensions are progressively halved or doubled. ReLU activations are applied between the layers.

3.2 Fine-tuning with LANGALIGN

Figure 1 illustrates the procedure of task fine-tuning using LANGALIGN. The training process can be divided into three main steps.

Step 1: Tuning for Embedding In this step, the LM is fine-tuned with task-specific data to generate task-suitable embeddings. Although optional, omitting this step led to performance degradation.

Step 2: LANGALIGN Training In this step, LANGALIGN is trained to take $e(d_e)$ as input and produce $e(\mathcal{T}(d_e))$ as output. To maintain consistent embeddings, LANGALIGN is also trained to produce $e(\mathcal{T}(d_e))$ when $\mathcal{T}(d_e)$ is given as input. The LM used in this step is the one fine-tuned in Step 1 and is frozen to prevent any changes in the embeddings. Mean Squared Error (MSE) is used as the loss function.

Step 3: Fine-tuning for Task In this step, the model with LANGALIGN is fine-tuned for the target task. LANGALIGN is placed between the LM and the task head, adjusting the English embeddings to match those of the target language before passing them to the task head. The task head is newly defined in the same form as the LM’s task head.

Training Data for LANGALIGN Training LANGALIGN requires parallel corpora to align embeddings between languages. We used a subset of the

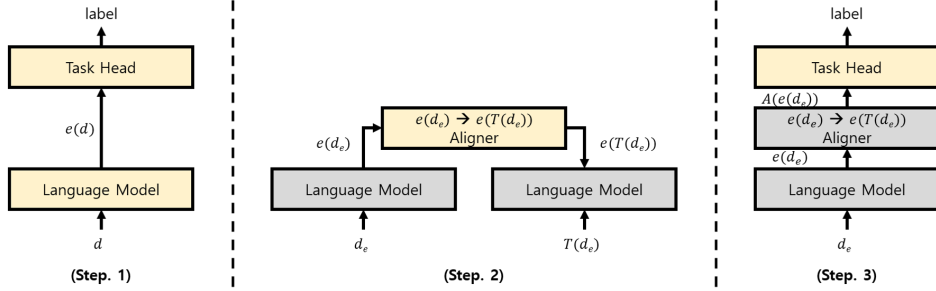


Figure 1: Task fine-tuning sequence using LANGALIGN. Learning parts are highlighted in yellow, and frozen parts are shown in gray. Step 1. Initial tuning phase where the LM is fine-tuned to generate task-specific embeddings. This step is optional. Step 2. Training LANGALIGN to transform $e(d_e)$ into $e(\mathcal{T}(d_e))$. d_e and $\mathcal{T}(d_e)$ carry the same meaning. Step 3. Fine-tuning the task using the trained LANGALIGN. The model is trained with English data.

English data intended for transfer learning in our benchmark tasks, translating it using the GPT-4 Turbo API, known for its high performance in machine translation (MT). We evaluated LANGALIGN’s performance using datasets of 5,000 to 20,000 samples, increasing in increments of 5,000. For fairness, the data used to train LANGALIGN was kept separate from the fine-tuning data, ensuring it handles the fine-tuning data as unseen.

3.3 Experiment Design

We designed a two-stage experiment using benchmark tests to evaluate LANGALIGN’s effectiveness.

Benchmark Evaluation To assess LANGALIGN’s value as a data processing method, we performed the following experiments: (1) We generated benchmark training data using various data construction and processing methods, including LANGALIGN. (2) We compared the resources required for data construction and the resulting model performance. We used a test set of 2,000 samples in the target language for evaluation.

Ablation Study Two ablation studies were conducted to verify that the performance improvements were due to LANGALIGN. (1) We removed the LANGALIGN layer and measured performance to confirm its impact. (2) We used identical data for LANGALIGN training and task tuning to ensure that performance differences were not due to data variation. This also demonstrates that, in practice, LANGALIGN does not require splitting valuable translated data.

3.4 Experiment Setting

3.4.1 Target Languages

Korean was chosen as the primary target language due to our familiarity. To assess the model’s gener-

	criterion	Language			
		English	Korean	Japanese	Chinese
SA	F1 score	GLUE-SA (Wang et al., 2018)	NSMC (Park, 2016)	-	Douban ¹
		GLUE-NLI (Wang et al., 2018)	KLUE-NLI (Park et al., 2021)	JNLI (Kuribara et al., 2022)	ocNLI (Hu et al., 2020)
NLI	Accuracy				

Table 1: Information of the benchmark datasets.

alization capability, we included Japanese and Chinese, which are linguistically distinct from English, the source language for transfer learning. Detailed characteristics are provided in Appendix B.

3.4.2 Evaluation Tasks

The experiments utilized benchmark tasks available across the three target languages and English. Further details on each task can be found in Table 1 and Appendix C.

Sentiment Analysis (SA) This task involves classifying a sentence based on its sentiment as either positive or negative.

Natural Language Inference (NLI) This task involves determining the relationship between a premise and a hypothesis, categorizing it as entailment, contradiction, or neutral.

3.4.3 Baselines

The goal of LANGALIGN is to enhance transfer learning performance to match models trained on target language data, reducing data collection costs and efforts. We set various types of data as baselines for our experiments. These models follow the typical LM training procedure rather than LANGALIGN’s training procedure. Detailed information on each baseline and their generation methods is provided in Appendix D.

Native Data (Korean, Japanese, Chinese) This dataset, curated by native speakers, achieves the highest performance but at a significant collection

	Opt.	Loss func.	l-rate	batch size
LANGALIGN	adamW	MSE	1×10^{-5}	16
benchmark task	adamW	X-entropy	1×10^{-4}	16
mT5 translation	adamW	MSE	1×10^{-5}	8

Table 2: Information on Hyperparameters

cost. It serves as the ideal reference for evaluating data construction and transfer learning approaches.

English Data (English) As the fundamental source for transfer learning, English data is cost-effective and readily available, albeit with lower performance compared to native data. This dataset is also used to create the translated datasets described below, ensuring consistent semantic content across all datasets.

High-Quality NMT (NMT_{GPT-4}) Well-translated data, by humans or LLMs, is effective for data acquisition. We translated the EN data using GPT-4 Turbo, known for high performance in this task (Jiao et al., 2023). Since LANGALIGN requires translation data for training, TR-GPT became the practical performance goal.

Local-Tuned NMT (NMT_{mT5}) To assess the effectiveness of LANGALIGN compared to leveraging machine translation, we employ Google’s mT5-base (Xue et al., 2021) to translate the English data. The mT5 translator was fine-tuned using the parallel corpus employed for training LANGALIGN, with the size of corpus indicated accordingly.

3.4.4 Implementation Details

Our experiments were conducted using Python, PyTorch, and the Transformers library in an A100 40GB environment. Table 2 summarizes the parameters used. We reserved 10% of the training data for validation and applied early stopping with a patience of 10 epochs. OS and library details are provided in Appendix E.

XLM-RoBERTa-base We used XLM-RoBERTa (Conneau et al., 2019b) as the LM, considering its robustness across multilingual benchmarks. Developed by Facebook AI, this model is pre-trained on data from over 100 languages, supporting effective transfer learning. The base model has 125M parameters, 12 layers, a sequence length of 512 tokens, and outputs 768-dimensional embeddings.

4 Experimental Result & Discussion

Table 3 presents the experimental results. The "Tr.Data" column indicates the language used for task-specific tuning, and subscripts in "Methods" (e.g., NMT_{mT5}, AE 5K) denote the amount of GPT-4 translated data used.

We primarily used datasets up to 20K samples for evaluation, with English data and LANGALIGN extended to 50K samples considering the abundance of English resources. Results are shown in increments of 5K for better readability, although experiments were conducted at intervals of 1K.

The parallel corpus sizes for LANGALIGN and NMT_{mT5} training were set at 5K, 10K, 15K, and 20K. Only a subset is reported for readability, with complete results provided in the Appendix F.

vs. English Data The LANGALIGN-applied model consistently outperformed the model trained on English data alone, demonstrating the effectiveness of LANGALIGN in enhancing tuning performance.

vs. NMT_{mT5} The data translated by the mT5 model, fine-tuned with less than 20K parallel corpus, showed lower performance than the model trained directly on English data. This suggests that when only a small amount of parallel data (e.g., 20K samples) is available and computational resources are limited, LANGALIGN can be a more effective approach than direct NMT.

vs. Korean and NMT_{GPT-4} Models trained on Korean data alone generally performed better for datasets of the same size. However, by leveraging the abundance of English data, LANGALIGN was able to surpass the performance of the Korean data models. For instance, in the NLI task, the AE-5K model, which used 5K translated samples, scored 0.788 when combined with 40K English samples—significantly outperforming the 0.739 score of the model trained on 5K Korean data.

For comparison with NMT_{GPT-4}, we used the following indicators: (1) **Bold font** indicates cases where the LANGALIGN model outperformed models trained on an equivalent amount of translated data. (2) Underlined font highlights cases where the LANGALIGN model leveraged the abundance of English data to surpass the performance of the NMT_{GPT-4} model trained with the largest amount of translated data (20K case, highlighted in gray). For example, in the SA task, the AE-5K model

		SA (F1 Score)							NLI (Accuracy)						
Methods	Tr. Data	5K	10K	15K	20K	30K	40K	50K	5K	10K	15K	20K	30K	40K	50K
baselines															
English	English	0.742	0.742	0.747	0.748	0.749	0.753	0.754	0.688	0.709	0.713	0.724	0.723	0.724	0.731
Korean	Korean	0.830	0.851	0.849	0.857	-	-	-	0.739	0.792	0.795	0.812	-	-	-
NMT _{GPT-4}	Korean	0.772	0.788	0.782	0.787	-	-	-	0.726	0.785	0.766	0.774	-	-	-
NMT _{mT5-20K}	Korean	0.680	0.657	0.681	0.634	-	-	-	0.614	0.598	0.650	0.579	-	-	-
LangAlign															
AE 5K	English	0.764	0.780	0.790	0.797	<u>0.801</u>	<u>0.802</u>	<u>0.806</u>	0.714	0.764	0.718	0.783	0.766	<u>0.788</u>	<u>0.777</u>
AE 15K	English	0.781	0.790	0.795	0.803	<u>0.811</u>	<u>0.811</u>	<u>0.820</u>	0.700	0.775	0.744	0.756	<u>0.799</u>	<u>0.799</u>	<u>0.801</u>
FC 5K	English	0.744	0.763	0.775	0.779	0.777	<u>0.789</u>	<u>0.784</u>	0.666	0.737	0.719	0.736	0.764	0.754	<u>0.776</u>
FC 15K	English	0.766	0.768	0.782	0.795	<u>0.801</u>	<u>0.813</u>	<u>0.810</u>	0.680	0.710	0.776	0.762	<u>0.781</u>	<u>0.778</u>	<u>0.781</u>

Table 3: Performance of models using LANGALIGN. “Methods” shows how training data was generated, and “Tr.Data” indicates the task tuning language. Subscripts in “Methods” (e.g., NMT_{mT5-20K}, AE_{5K}) denote the amount of GPT-4 translated data used. **Bold**: LANGALIGN trained on English outperforms NMT_{GPT-4} trained on the same amount of Korean data. Underline: LANGALIGN catches up by leveraging abundant, low-cost English data.

fine-tuned with 30K English samples (0.811) outperformed the model trained with 20K translated samples—even though it used only 5K translated data, which is significantly more expensive to obtain.

These results indicate that LANGALIGN can effectively enhance model performance by utilizing the abundance and cost-efficiency of English data, even when high-cost translation data is limited. This highlights the cost-efficiency of LANGALIGN in achieving competitive performance. Additionally, its ability to closely approximate the performance of models trained on native data showcases its industrial value in estimating the lower bounds of direct data construction.

4.1 Ablation Study

We conducted two ablation studies to validate the effectiveness of LANGALIGN. Instead of focusing on specific numerical values, we analyzed trends and patterns, which are presented in Figure 2 as a plot chart. Detailed results can be found in Appendix F.

LANGALIGN Omission Figure 2(a) shows that models following the LANGALIGN training procedure but without the LANGALIGN layer (**Abl-5K** & **Abl-15K**) exhibit significantly lower performance compared to models with the LANGALIGN layer applied (**AE-5K**, **AE-15K**, **FC-15K**, and **FC-15K**).

Data Share Figure 2(b) illustrates the results when the same data is used for both LANGALIGN training and task-specific tuning. Models using shared data show performance nearly identical to those using independent datasets, which contrasts with the performance drop observed in the LANGALIGN omission case.

Scale →	SA		NLI		
	20K	50K	20K	50K	300K
English	0.748	0.754	0.724	0.731	0.761
TR-GPT	0.787	-	0.774	-	-
Rev-AE 20K	0.766	0.797	0.762	0.766	0.812
Rev-FC 20K	0.762	0.777	0.749	0.752	0.819

Table 4: Performance of the English Model with REV-LANGALIGN and the Korean-trained Model

These two ablation studies confirm that the performance improvements observed in models applying LANGALIGN are solely attributed to the LANGALIGN framework.

4.2 Additional Experiments

4.2.1 Cosine Similarity

To verify LANGALIGN’s effectiveness in transforming $e(d_e)$ to $e(\mathcal{T}(d_e))$, we measured cosine similarity using 20k EN and TR-GPT data. Figure 3 shows the cosine similarity results when LANGALIGN is trained with 20k parallel corpora. The embeddings processed by LANGALIGN are closer to translated data embeddings than to English data embeddings (SA: 0.958 vs 0.903, NLI: 0.967 vs 0.894). Detailed cosine similarity results for various parallel corpus sizes are in Appendix F.1.

4.2.2 Experiment with Other Languages

We evaluated LANGALIGN on Japanese and Chinese to assess its linguistic generalization capabilities. Figure 4 presents the results for Japanese NLI and Chinese SA and NLI tasks. LANGALIGN performed comparably to NMT_{GPT-4} and surpassed it as data size increased.

4.2.3 Reversed LANGALIGN

We explored the reverse approach of LANGALIGN, utilizing English data as the training set and trans-

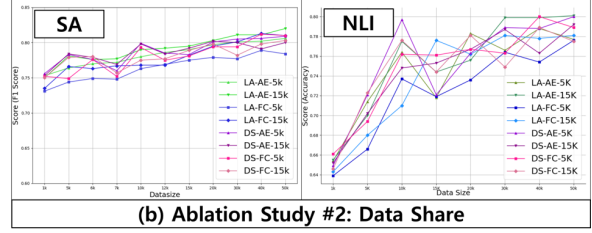
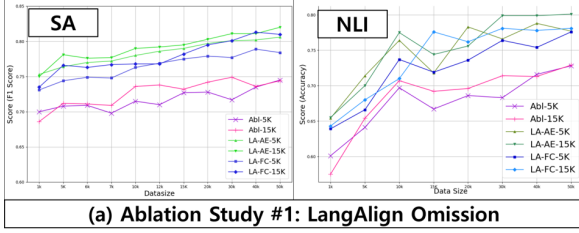


Figure 2: Ablation study results. (a) Performance of models with the LANGALIGN layer removed, (b) Performance of models using the same data for both LANGALIGN training and task-specific tuning.

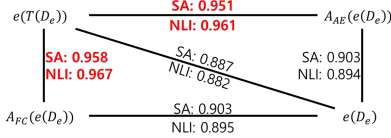


Figure 3: Verification of LANGALIGN's embedding transformation capability using cosine similarity

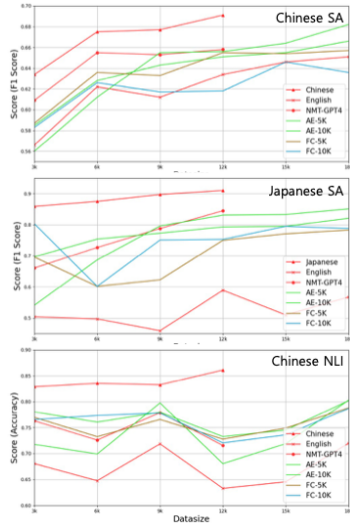


Figure 4: Language generalizability evaluation results

forming Korean inputs into the English domain. Specifically, we reversed Step 2 from Section 3.2 and applied it to a model trained on English data.

The results are shown in Table 4. REV-LANGALIGN outperformed standard transfer learning (English) with the same amount of data and showed slightly lower performance than NMT_{GPT-4}. However, at 50K, REV-LANGALIGN achieved performance comparable to NMT_{GPT-4}. Notably, when scaling up to 300K, REV-LANGALIGN surpassed NMT_{GPT-4} in some cases, benefiting significantly from the larger English dataset.

This experiment demonstrates that LANGALIGN can effectively leverage English data as training data for Korean modeling and also shows that transforming Korean inputs to be compatible with

datasize	SA				NLI			
	5K	10K	15K	20K	5K	10K	15K	20K
LoRA-TA	0.746	0.759	0.759	0.753	0.714	0.733	0.741	0.738
Unsup. SimSCE	0.614	0.541	0.465	0.597	0.688	0.701	0.699	0.700

Table 5: Performance of LoRA-TA and SimSCE models

an English model (REV-LANGALIGN) is a viable approach. The full experimental results of REV-LANGALIGN are provided in Appendix F.2.

4.3 Comparison with Other Architectures

Our primary focus has been on the cost-efficiency of data construction using LANGALIGN. In addition, we briefly evaluated performance comparisons with other architectures that share some conceptual similarities, such as LoRA Task Adaptation (LoRA-TA, Hu et al., 2021) and Unsupervised-SimSCE(SimSCE, Gao et al., 2021). The results are summarized in Table 5. In short, the two models did not show significant benefits under our experimental conditions. This can be attributed to using a LM capable of tuning all parameters and the lack of sufficient data for enhancing embeddings. To maintain consistency, we have briefly summarized this section; detailed procedures and analyses are provided in Appendix G.

5 Conclusion

We introduced LANGALIGN to enhance the efficiency of transfer learning. LANGALIGN transforms English data embeddings into target language embeddings, offering a cost-effective alternative to using translated data, while leveraging the the richness of English data. LANGALIGN demonstrated language generalizability, and REV-LANGALIGN showed that target language input can be effectively converted into the embedding space of English data, suggesting potential for transfer inference. LANGALIGN holds industrial value by reducing the time and cost of data construction while enhancing performance.

References

- Josh Achiam, Steven Adler, Sandhini Agarwal, Lama Ahmad, Ilge Akkaya, Florencia Leoni Aleman, Diogo Almeida, Janko Altenschmidt, Sam Altman, Shyamal Anadkat, et al. 2023. Gpt-4 technical report. *arXiv preprint arXiv:2303.08774*.
- Sébastien Bubeck, Varun Chandrasekaran, Ronen Eldan, Johannes Gehrke, Eric Horvitz, Ece Kamar, Peter Lee, Yin Tat Lee, Yuanzhi Li, Scott Lundberg, et al. 2023. Sparks of artificial general intelligence: Early experiments with gpt-4. *arXiv preprint arXiv:2303.12712*.
- Alexis Conneau, Kartikay Khandelwal, Naman Goyal, Vishrav Chaudhary, Guillaume Wenzek, Francisco Guzmán, Edouard Grave, Myle Ott, Luke Zettlemoyer, and Veselin Stoyanov. 2019a. Unsupervised cross-lingual representation learning at scale. *arXiv preprint arXiv:1911.02116*.
- Alexis Conneau, Kartikay Khandelwal, Naman Goyal, Vishrav Chaudhary, Guillaume Wenzek, Francisco Guzmán, Edouard Grave, Myle Ott, Luke Zettlemoyer, and Veselin Stoyanov. 2019b. [Unsupervised cross-lingual representation learning at scale](#). *CoRR*, abs/1911.02116.
- Jacob Devlin, Ming-Wei Chang, Kenton Lee, and Kristina Toutanova. 2018. Bert: Pre-training of deep bidirectional transformers for language understanding. *arXiv preprint arXiv:1810.04805*.
- Fitsum Gaim, Wonsuk Yang, Hanchoul Park, and Jong C Park. 2023. Question-answering in a low-resourced language: Benchmark dataset and models for tigrinya. In *Proceedings of the 61st Annual Meeting of the Association for Computational Linguistics (Volume 1: Long Papers)*, pages 11857–11870.
- Pengzhi Gao, Liwen Zhang, Zhongjun He, Hua Wu, and Haifeng Wang. 2023. Learning multilingual sentence representations with cross-lingual consistency regularization. *arXiv preprint arXiv:2306.06919*.
- Tianyu Gao, Xingcheng Yao, and Danqi Chen. 2021. Simcse: Simple contrastive learning of sentence embeddings. *arXiv preprint arXiv:2104.08821*.
- Neil Houlsby, Andrei Giurgiu, Stanislaw Jastrzebski, Bruna Morrone, Quentin De Laroussilhe, Andrea Gesmundo, Mona Attariyan, and Sylvain Gelly. 2019. Parameter-efficient transfer learning for nlp. In *International conference on machine learning*, pages 2790–2799. PMLR.
- Edward J. Hu, Yelong Shen, Phillip Wallis, Zeyuan Allen-Zhu, Yuanzhi Li, Shean Wang, Lu Wang, and Weizhu Chen. 2021. [Lora: Low-rank adaptation of large language models](#). *OpenReview*. ICLR 2022.
- Hai Hu, Kyle Richardson, Liang Xu, Lu Li, Sandra Kuebler, and Larry Moss. 2020. [Ocnli: Original chinese natural language inference](#). In *Findings of EMNLP*.
- Fan Jiang, Tom Drummond, and Trevor Cohn. 2024. Pre-training cross-lingual open domain question answering with large-scale synthetic supervision. *arXiv preprint arXiv:2402.16508*.
- Wenxiang Jiao, Wenxuan Wang, Jen-tse Huang, Xing Wang, Shuming Shi, and Zhaopeng Tu. 2023. Is chatgpt a good translator? yes with gpt-4 as the engine. *arXiv preprint arXiv:2301.08745*.
- Pratik Joshi, Sebastin Santy, Amar Budhiraja, Kalika Bali, and Monojit Choudhury. 2020. The state and fate of linguistic diversity and inclusion in the nlp world. *arXiv preprint arXiv:2004.09095*.
- Kentaro Kurihara, Daisuke Kawahara, and Tomohide Shibata. 2022. [JGLUE: Japanese general language understanding evaluation](#). In *Proceedings of the Thirteenth Language Resources and Evaluation Conference*, pages 2957–2966, Marseille, France. European Language Resources Association.
- Nafise Moosavi, Quentin Delfosse, Kristian Kersting, and Iryna Gurevych. 2022. [Adaptable adapters](#). In *Proceedings of the 2022 Conference of the North American Chapter of the Association for Computational Linguistics: Human Language Technologies*, pages 3742–3753, Seattle, United States. Association for Computational Linguistics.
- Jerry Norman. 1988. *Chinese*. Cambridge University Press.
- Lucy Park. 2016. Naver sentiment movie corpus.
- Sungjoon Park, Jihyung Moon, Sungdong Kim, Won Ik Cho, Jiyeon Han, Jangwon Park, Chisung Song, Junseong Kim, Yongsook Song, Taehwan Oh, et al. 2021. [Klue: Korean language understanding evaluation](#). *arXiv preprint arXiv:2105.09680*.
- S Robert Ramsey. 1987. *The languages of China*. Princeton University Press Princeton, NJ.
- Sebastian Schuster, Sonal Gupta, Rushin Shah, and Mike Lewis. 2018. Cross-lingual transfer learning for multilingual task oriented dialog. *arXiv preprint arXiv:1810.13327*.
- Masayoshi Shibata. 1990. *The languages of Japan*. Cambridge University Press.
- Ho-min Sohn. 2005. *Korean language in culture and society*. University of Hawaii press.
- Weiting Tan, Kevin Heffernan, Holger Schwenk, and Philipp Koehn. 2022. Multilingual representation distillation with contrastive learning. *arXiv preprint arXiv:2210.05033*.
- Natsuko Tsujimura. 2013. *An introduction to Japanese linguistics*. John Wiley & Sons.
- Alex Wang, Amanpreet Singh, Julian Michael, Felix Hill, Omer Levy, and Samuel R Bowman. 2018. [Glue: A multi-task benchmark and analysis platform for natural language understanding](#). *arXiv preprint arXiv:1804.07461*.

Yizhong Wang, Swaroop Mishra, Pegah Alipoor-molabashi, Yeganeh Kordi, Amirreza Mirzaei, Anjana Arunkumar, Arjun Ashok, Arut Selvan Dhanasekaran, Atharva Naik, David Stap, et al. 2022. Super-naturalinstructions: Generalization via declarative instructions on 1600+ nlp tasks. *arXiv preprint arXiv:2204.07705*.

Linting Xue, Noah Constant, Adam Roberts, Mihir Kale, Rami Al-Rfou, Aditya Siddhant, Aditya Barua, and Colin Raffel. 2020. mt5: A massively multilingual pre-trained text-to-text transformer. *arXiv preprint arXiv:2010.11934*.

Linting Xue, Noah Constant, Adam Roberts, Mihir Kale, Rami Al-Rfou, Aditya Siddhant, Aditya Barua, and Colin Raffel. 2021. [mt5: A massively multilingual pre-trained text-to-text transformer](#). In *Proceedings of the 2021 Conference of the North American Chapter of the Association for Computational Linguistics: Human Language Technologies*, pages 483–498. Association for Computational Linguistics.

Jaehoon Yeon and Lucien Brown. 2013. *Korean: A comprehensive grammar*. Routledge.

A LANGALIGN Details

Listing 1 and 2 and Figure show structure of LANGALIGN.

B Korean, Chinese, and Japanese: Linguistic Features, Word Order, and Writing Systems

B.1 Korean

Word Order : Korean primarily uses Subject-Object-Verb (SOV) word order. For example, "나는 사과(apple)를 먹는다(eat)" (I eat an apple).

Grammar : Korean employs particles to indicate grammatical relationships between words. It also has a well-developed system of honorifics. Writing System: Hangeul is a phonetic alphabet where each character represents a sound.

Differences from English : English uses Subject-Verb-Object (SVO) word order and prepositions, while Korean uses particles and a different word order (Sohn, 2005; Yeon and Brown, 2013).

B.2 Chinese

Word Order : Chinese uses Subject-Verb-Object (SVO) word order. For example, "我(I)吃(eat)果(apple)" (I eat an apple).

Grammar : Chinese uses tones to distinguish meaning between words. It lacks particles, relying on word order for grammatical structure.

Writing System : Chinese characters (hanzi) are logographic, each character representing a meaning rather than a sound.

Differences from English : Chinese uses tones and characters to convey meaning, whereas English relies on a phonetic alphabet and lacks tonal distinctions (Norman, 1988; Ramsey, 1987).

B.3 Japanese

Word Order : Japanese uses Subject-Object-Verb (SOV) word order. For example, "私(I)はりんご(apple)を食べる(eat)" (I eat an apple).

Grammar : Japanese uses particles to denote grammatical roles. It has a complex system of honorifics similar to Korean.

Writing System : Japanese combines phonetic scripts (hiragana and katakana) with logographic kanji.

Listing 1: FC LANGALIGN

```

class SimpleFC(nn.Module):
    def __init__(self, input_dim, output_dim):
        super(SimpleFC, self).__init__()
        self.fc1 = nn.Linear(input_dim, 1024)
        self.fc2 = nn.Linear(1024, 512)
        self.fc3 = nn.Linear(512, 256)
        self.fc4 = nn.Linear(256, 512)
        self.fc5 = nn.Linear(512, 1024)
        self.fc6 = nn.Linear(1024, output_dim)
        self.dropout = nn.Dropout(0.5)

    def forward(self, x):
        x = torch.relu(self.fc1(x))
        x = self.dropout(x)
        x = torch.relu(self.fc2(x))
        x = self.dropout(x)
        x = torch.relu(self.fc3(x))
        x = torch.relu(self.fc4(x))
        x = self.dropout(x)
        x = torch.relu(self.fc5(x))
        x = self.fc6(x)
        return x

input_dim = 768
output_dim = 768

model = SimpleFC(input_dim, output_dim)

criterion = nn.MSELoss()
optimizer = optim.Adam(model.parameters(), lr=0.0001)

```

Differences from English : Japanese uses a mix of phonetic and logographic scripts and particles for grammatical relationships, unlike English which uses a purely phonetic alphabet and prepositions (Shibatani, 1990; Tsujimura, 2013).

B.4 Key Differences from English

Word Order : English typically follows SVO structure, while Korean and Japanese use SOV, and Chinese also uses SVO.

Writing Systems : English uses the Latin alphabet, a phonetic system. Korean uses Hangul, a phonetic script, while Japanese combines phonetic scripts with kanji, and Chinese uses logographic characters.

Grammar : English uses prepositions and fixed word order, while Korean and Japanese use par-

ticles, and Chinese relies on word order without particles.

C Benchmark Tasks

Table 6 shows detailed numbers about benchmark data.

C.1 Sentiment Analysis

Sentiment analysis, also known as opinion mining, is a field of study within natural language processing (NLP) that focuses on determining the sentiment expressed in a piece of text. This could range from binary classification (positive or negative) to more nuanced distinctions (such as very positive, positive, neutral, negative, very negative). Sentiment analysis is commonly used in various applications such as analyzing customer feedback,

benchmark name	SA			NLI			
	GLUE SA	NSMC	Douban	GLUE-MNLI	KLUE-NLI	ocNLI	JNLI
language	English	Korean	Chinese	English	Korean	Chinese	Japanese
size	67,350 (67,350)	150,000 (22,000)	5	392,703 (300,000)	27,998 (20,000)	50,000 (12,000)	20,073 (12,000)

Table 6: Experiment Data Information: Total Amount (Amount Invested in the Experiment)

monitoring social media, and understanding public opinion. Techniques for sentiment analysis include machine learning approaches, lexicon-based approaches, and more recently, deep learning methods that leverage large datasets and neural network architectures.

We used the GLUE benchmark’s SA (Wang et al., 2018) for English, the NSMC (Park, 2016) for Korean, and the Douban movie review for Chinese².

C.2 Natural Language Inference (NLI)

NLI is a crucial task in the field of natural language processing that involves determining the logical relationship between a pair of sentences. Given a premise and a hypothesis, the goal of NLI is to classify the relationship as entailment, contradiction, or neutral. NLI is essential for understanding and reasoning about human language, and it has applications in question answering, summarization, and dialogue systems. The development of large-scale datasets like SNLI and MNLI has significantly advanced the performance of NLI models, particularly those based on deep learning frameworks such as transformers.

We used the MNLI from the GLUE benchmark for English, the NLI from the KLUE benchmark (Park et al., 2021) for Korean, the JNLI for Japanese (Kurihara et al., 2022), and the ocNLI for Chinese (Hu et al., 2020).

D Baseline detail

GPT-4 Translated Data (NMT_{GPT-4}) We constructed translation data using GPT-4 turbo. Figure 6 shows the details of the API and prompts used.

Local Machine Translated Data (NMT_{mT5*}) We trained the mT5 model with translation data and used it in our experiments. Below are the details of the instructions used.

- prefix = 'Translate into Korean: '

²<https://github.com/kakayuw/Sentiment-Analysis-Based-on-Douban-Movie-Critics>

E Implementation Details

E.1 Development Environment

E.1.1 Hardware Specifications

- **GPU:** NVIDIA A100 40GB

E.1.2 Software Environment

- **Operating System:** Ubuntu 20.04.5
- **Programming Language:** Python 3.8.10

E.1.3 Key Libraries and Tools

Library/Tool	Version
PyTorch	2.1.2
Torchvision	0.16.2
TorchAudio	2.1.2
Transformers	4.38.2
Accelerate	0.27.2
OpenAI	0.27.7

F Detailed Results

Tables 7 and 8 show the whole result of SA and NLI experiments.

F.1 Detailed Cosine

Table 9 shows the whole result of Cosine similarity experiments.

F.2 REV-LANGALIGN

Table 10 shows the whole result of REV-LANGALIGN experiments.

G Comparison with Other Architectures

In this study, we analyzed the performance improvement efficiency of LANGALIGN relative to its data construction costs and compared it with various data construction methods. Additionally, we evaluated LANGALIGN against other studies that, while not directly related to data construction, share conceptual similarities in task learning and processing performance.

	5k	10k	15k	20k
GPT-EN	0.879	0.868	0.849	0.887
EN-AE	0.885	0.881	0.87	0.903
EN-FC	0.887	0.878	0.872	0.903
GPT-AE	0.952	0.953	0.948	0.951
GPT-FC	0.953	0.942	0.952	0.958
SA cosine similarity				
	5k	10k	15k	20k
GPT-EN	0.889	0.831	0.869	0.882
EN-AE	0.899	0.836	0.887	0.894
EN-FC	0.883	0.839	0.884	0.895
GPT-AE	0.975	0.92	0.955	0.961
GPT-FC	0.969	0.928	0.954	0.967
NLI cosine similarity				

Table 9: Measurement results of cosine similarity between data overall

	SA		NLI		
	20k	50k	20k	50k	300k
EN	0.748	0.754	0.724	0.731	0.761
TR-GPT	0.787	-	0.774	-	-
Rev-AE 5k	0.7489	0.743	0.7335	0.7318	0.751
Rev-AE 10k	0.7597	0.757	0.7188	0.7639	0.768
Rev-AE 15k	0.7581	0.786	0.7475	0.7546	0.798
Rev-AE 20k	0.766	0.797	0.7619	0.7661	0.812
Rev-FC 5k	0.7446	0.734	0.7029	0.7493	0.737
Rev-FC 10k	0.7584	0.734	0.7191	0.7501	0.739
Rev-FC 15k	0.7552	0.772	0.7245	0.7552	0.776
Rev-FC 20k	0.7619	0.777	0.7489	0.752	0.819

Table 10: REV-LANGALIGN Experiment Result

datasize	SA				NLI			
	5K	10K	15K	20K	5K	10K	15K	20K
LoRA-TA	0.746	0.759	0.759	0.753	0.714	0.733	0.741	0.738
Unsup. SimSCE	0.614	0.541	0.465	0.597	0.688	0.701	0.699	0.700
NMT_GPT4	0.772	0.788	0.782	0.787	0.726	0.785	0.766	0.774
LA-AE-15K	0.781	0.790	0.795	0.803	0.700	0.775	0.744	0.756
LA-FC-15K	0.766	0.768	0.782	0.795	0.680	0.710	0.776	0.762

Table 11: Experimental Results using LoRA-TA and SimSCE

G.1 LoRA-based Task Adaptation (LoRA-TA)

LoRA-based task adaptation is a technique that keeps all parameters of a large model frozen and fine-tunes the model with a small number of additional parameters by learning only low-rank matrices. We evaluated the performance of the LoRA-TA model fine-tuned using NMT_{GPT-4} data.

The LoRA configuration consisted of a rank $r = 8$, scaling factor $\alpha = 8$, and a dropout probability of 0.1, applied to the query and key modules of the attention layer. This allowed the model to reduce memory usage and computational complexity by learning only low-rank matrices while keeping the original parameters fixed. Training was performed with a batch size of 16, a learning rate of $1e-5$, and a maximum sequence length of 256, using the AdamW optimizer to achieve efficient task adaptation.

G.2 Unsupervised-SimSCE (SimSCE)

SimSCE is a method that enhances embedding representations using unlabeled data. We applied SimSCE to the XLM-RoBERTa model using NMT_{GPT-4} data, followed by task tuning.

SimSCE embedding training was conducted with a batch size of 16, a learning rate of $1e-5$, a maximum sequence length of 256, and for 10 epochs using a contrastive learning loss function with a temperature parameter of 0.05. During training, the same sentence was encoded twice, and noise was added through dropout to perform contrastive learning. This process allowed the model to learn to keep embeddings of the same sentence closer together while pushing embeddings of different sentences further apart, thereby strengthening sentence representation.

G.3 Experimental Results

Table 11 shows the benchmark performance of models with LoRA-TA and SimSCE applied. The experimental results indicate that LoRA-TA showed slightly lower performance compared to LANGALIGN or models trained directly on Korean data. This is likely due to the XLM-RoBERTa-base model having the capacity to train all parameters, which reveals the limitations of LoRA’s approach that only trains a subset of parameters. The model with SimSCE also did not show performance improvement. This aligns with the concept of our study, which assumes a scenario with limited avail-

able training data. Under such conditions, it is challenging to have enough data to effectively train embeddings, suggesting that SimSCE's potential for enhancing representation could not be fully realized.

Listing 2: AE LANGALIGN

```

class Encoder(nn.Module):
    def __init__(self, input_dim, hidden_dim):
        super(Encoder, self).__init__()
        self.fc1 = nn.Linear(input_dim, hidden_dim)
        self.fc2 = nn.Linear(hidden_dim, hidden_dim // 2)
        self.fc3 = nn.Linear(hidden_dim // 2, hidden_dim // 4)

    def forward(self, x):
        x = torch.relu(self.fc1(x))
        x = torch.relu(self.fc2(x))
        x = torch.relu(self.fc3(x))
        return x

class Decoder(nn.Module):
    def __init__(self, hidden_dim, output_dim):
        super(Decoder, self).__init__()
        self.fc1 = nn.Linear(hidden_dim // 4, hidden_dim // 2)
        self.fc2 = nn.Linear(hidden_dim // 2, hidden_dim)
        self.fc3 = nn.Linear(hidden_dim, output_dim)

    def forward(self, x):
        x = torch.relu(self.fc1(x))
        x = torch.relu(self.fc2(x))
        x = self.fc3(x)
        return x

class AutoEncoder(nn.Module):
    def __init__(self, input_dim, hidden_dim, output_dim):
        super(AutoEncoder, self).__init__()
        self.encoder = Encoder(input_dim, hidden_dim)
        self.decoder = Decoder(hidden_dim, output_dim)

    def forward(self, x):
        x = self.encoder(x)
        x = self.decoder(x)
        return x

input_dim = 768
hidden_dim = 512
output_dim = 768

model = AutoEncoder(input_dim, hidden_dim, output_dim)

criterion = nn.MSELoss()
optimizer = optim.Adam(model.parameters(), lr=0.0001)

```

[h]

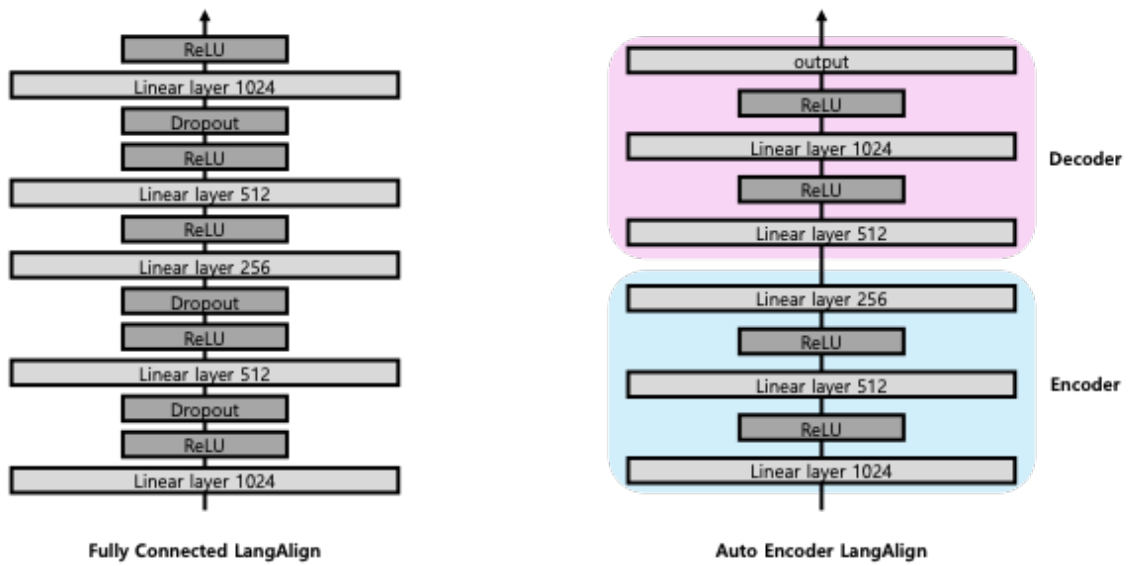


Figure 5: Layer structure of LANGALIGN

```
modelNM = "gpt-4-turbo-preview"
temperature = 1.0
header = [
  {"role": "system",
   "content": "다음 입력문장을 번역해줘. 번역만 출력해."}
] # "Translate the following input sentence. Output only the translation."

tail = [
  {"role": "system",
   "content": "번역:"}#Transation
]
```

Figure 6: Information of GPT4turbo to generate NMT_{GPT-4} data