

# Universal Optical Conductivity from Quantum Geometry in Quadratic Band-Touching Semimetals

Chang-geun Oh,<sup>1,5,\*</sup> Sun-Woo Kim,<sup>2,5,†</sup> Kun Woo Kim,<sup>3,‡</sup>

Bartomeu Monserrat,<sup>2,§</sup> and Jun-Won Rhim<sup>4,¶</sup>

<sup>1</sup>*Department of Applied Physics, The University of Tokyo, Tokyo 113-8656, Japan*

<sup>2</sup>*Department of Materials Science and Metallurgy, University of Cambridge,  
27 Charles Babbage Road, Cambridge CB3 0FS, United Kingdom*

<sup>3</sup>*Department of Physics, Chung-Ang University, 06974 Seoul, Republic of Korea*

<sup>4</sup>*Department of Physics, Ajou University, Suwon 16499, Republic of Korea*

<sup>5</sup>*These authors contributed equally to this work.*

\* [cg.oh.0404@gmail.com](mailto:cg.oh.0404@gmail.com); † [swk38@cam.ac.uk](mailto:swk38@cam.ac.uk);

‡ [kunx@cau.ac.kr](mailto:kunx@cau.ac.kr); § [bm418@cam.ac.uk](mailto:bm418@cam.ac.uk); ¶ [jwrhim@ajou.ac.kr](mailto:jwrhim@ajou.ac.kr)

## ABSTRACT

Exploring the quantum geometric properties of solids beyond their topological aspects has become a key focus in current solid-state physics research. We derive the geometric formula for optical conductivity from the quantum metric tensor, applicable to the low-energy regime. This general formulation also depends on the detailed shape of the band dispersion in addition to the geometric properties of the Bloch wave function. We demonstrate, however, that for quadratic band-touching (QBT) semimetals, the optical conductivity simplifies to  $\sigma = (e^2/8\hbar)d_{\max}^2$  when the light frequency exceeds a critical threshold, where  $d_{\max}$  represents the maximum Hilbert-Schmidt quantum distance around the band-crossing point. This result indicates that the optical conductivity of QBT semimetals is universal and determined entirely by quantum geometry, independent of other details of the band structure. Furthermore, under time-reversal and rotational symmetries,  $d_{\max}$  is restricted to discrete values of 0 or 1, leading to a quantized universal optical conductivity. Through first-principles calculations, we show that our findings are applicable to real materials, including bilayer graphene, Pd<sub>3</sub>P<sub>2</sub>S<sub>8</sub>, and other realistic material candidates. Our work underscores the critical role of quantum geometry in governing optical properties, which can be probed through standard optical methods.

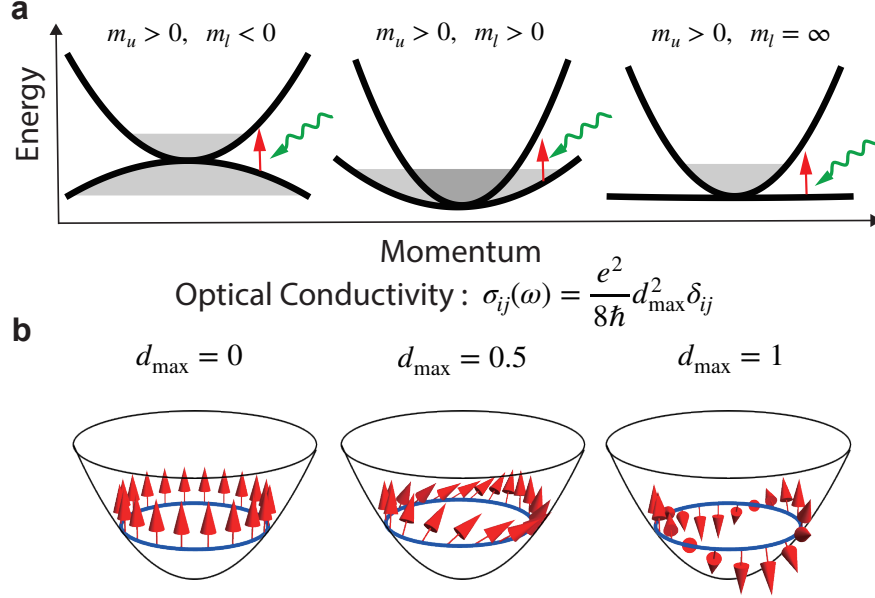
## INTRODUCTION

Quantum geometry stands at the forefront of condensed matter physics, deepening our understanding of diverse quantum phenomena [1–18]. The geometry of quantum states in a parameterized Hilbert space is

described by the Hilbert-Schmidt quantum distance [19, 20], which converts the resemblance between two quantum states into a positive number between 0 and 1. This naturally leads to the concept of the quantum geometric tensor, with its symmetric real part defining the quantum metric and its antisymmetric imaginary part corresponding to the Berry curvature [19–22]. While the Berry curvature has been extensively explored due to its role in determining the topological properties of materials since the discovery of topological insulators, only recently have studies highlighted the significant impact of the quantum metric on material properties. For instance, the nontrivial quantum metric is associated with the superfluid weight in superconductors [1, 3, 23], anomalous Landau level spreading [24, 25], exciton size [26], superfluid weight of exciton condensate [9, 27], polarizability [28, 29], the quantum Hall effect in bilayer graphene [30], scattering processes of electrons in the presence of disorder [31], and bulk-interface correspondence in singular flat band systems [32, 33].

The influence of quantum geometry on the optical properties of solids has gained significant attention in recent years, revealing a fundamental connection between optical responses and quantum geometry [34–40]. However, directly extracting geometric quantities from optical measurements is highly constrained, as these properties are typically expressed as integrals over momentum space, incorporating both band structure and geometric quantities. Even when such integrals are successfully performed, the results are not purely determined by geometric properties but are strongly influenced by the detailed shape of the band dispersion. For instance, while the optical conductivity  $\sigma(\omega)$  can be expressed geometrically using the inter-band Berry connection [38, 39], extracting the inter-band Berry connection from the measured  $\sigma(\omega)$  is not feasible. This is because  $\sigma(\omega)$  is a momentum integral of the interband Berry connections, weighted by a factor that depends on the band dispersion. Although an analytic formula for  $\sigma(\omega)$  can be derived for the massive Dirac model, where the quantum metric plays a significant role, other factors, such as the band velocity and mass, are equally essential contributors. Other optical properties, such as nonlinear optical conductivity [34, 38–40], topological optoelectronic responses [41, 42], and higher-order photovoltaic Hall conductivity [40], are also similarly determined by integrating geometric quantities like the quantum metric and Berry curvature, weighted by factors that strongly depend on the band structure details in momentum space. Universal transport or optical behaviors that are independent of material-specific details, such as the quantum Hall conductance of 2D systems, the minimal conductivity [43], and the universal optical conductivity of graphene [44–46], are exceptionally rare in condensed matter physics. Finding a universal transport or optical quantity determined solely by quantum geometric properties would provide a powerful tool for directly probing the geometric structure of Bloch wavefunctions.

In this work, we demonstrate a universal linear optical conductivity in two-dimensional systems exhibiting a quadratic band-touching (QBT). A QBT refers to a scenario where two bands touch at a single point



**FIG. 1. Schematics of Mass Invariant Optical Conductivity.** **a** A schematic illustration of the mass invariant optical conductivity  $\sigma_{ij}$  for various systems with isotropic QBTs. In these systems, the optical conductivity is proportional to the square of the maximum quantum distance  $d_{\max}$ . The gray-shaded regions indicate the occupied states. **b** Pseudospin structures ( $s_x(\mathbf{k}), s_y(\mathbf{k}), s_z(\mathbf{k})$ ) of the isotropic QBT models for  $d_{\max} = 0, 0.5,$  and  $1$ .

quadratically, as illustrated in Fig. 1a. In general, there are three types of quadratic band touching (QBT), as shown in Fig. 1a: (i) two bands with opposite-sign effective masses, (ii) two bands with the same-sign effective masses, and (iii) one of the touching bands has an infinite effective mass. This feature is frequently observed in condensed matter systems, such as bilayer graphene [47–49] and kagome materials [50–53]. In kagome materials, one of the touching bands becomes extremely massive, as illustrated in the rightmost panel of Fig. 1a. As most QBT semimetals exhibit isotropic band dispersion around the touching point, we focus on the isotropic QBT semimetals. The QBT point is geometrically characterized by the maximum value of the quantum distance, denoted by  $d_{\max}$ , between Bloch eigenvectors in the vicinity of the touching point, where the quantum distance between two quantum states  $\psi_{\mathbf{k}_1}$  and  $\psi_{\mathbf{k}_2}$  with momenta  $\mathbf{k}_1$  and  $\mathbf{k}_2$  is given by  $d^2 = 1 - |\langle \psi_{\mathbf{k}_1} | \psi_{\mathbf{k}_2} \rangle|^2$  [24, 30–32, 54]. A nonzero  $d_{\max}$  arises when the Bloch wave function exhibits a discontinuity at the QBT point [24, 55]. This singularity can be visualized via the pseudospin texture, as shown in Fig. 1b, where the quantum distance between eigenvectors near the QBT point corresponds to the canting angle between the pseudospins representing these eigenvectors [24]. Here, the pseudospin represents the two degrees of freedom, such as sublattices or real spins, inherent in the two-band model near the QBT point. Remarkably, in isotropic QBT systems, the optical conductivity depends solely on  $d_{\max}$ , regardless of the type of QBT introduced in Fig. 1a or the effective masses of the valence and

conduction bands. To reveal this, we first derive a general geometric formula for the optical conductivity of a two-band model using the quantum metric. We then show that, for isotropic QBT semimetals, this formula simplifies to a universal geometric form given by  $\sigma = (e^2/8\hbar)d_{\max}^2$ . Here,  $d_{\max}$  is the maximum value of the Hilbert-Schmidt distance between all possible pairs of Bloch wave functions within the same band around the touching point. Furthermore, we show that time-reversal and  $n$ -fold rotational symmetries enforce  $d_{\max} = 0$  or  $1$ , leading to a quantized universal optical conductivity of  $\sigma = 0$  or  $e^2/8\hbar$ . Finally, we perform first-principles calculations on various realistic materials with isotropic QBTs, confirming the validity of the geometric formula for universal optical conductivity. Our work provides a compelling way to probe quantum geometry through linear optical conductivity.

## RESULTS AND DISCUSSION

*Geometric properties of two-band systems.*— We begin by reviewing several geometric concepts in an  $N$ -dimensional Hilbert space. The system is described by a complete set of quantum states  $\{|\psi_n(\mathbf{\Lambda})\rangle\}$  that depend smoothly on a set of real parameters  $\mathbf{\Lambda} = (\Lambda_1, \Lambda_2, \dots)$ , where  $n \in \{1, \dots, N\}$  is a quantum number, interpreted here as the band index. The Hilbert-Schmidt quantum distance for the  $n$ -th band is defined as [19, 22]

$$d_{\text{HS},n}^2(\mathbf{\Lambda}, \mathbf{\Lambda}') = 1 - |\langle \psi_n(\mathbf{\Lambda}) | \psi_n(\mathbf{\Lambda}') \rangle|^2, \quad (1)$$

which is a dimensionless quantity ranging from 0 to 1 depending on the resemblance between the quantum states. If we consider the infinitesimal distance, we arrive at the quantum geometric tensor of the  $n$ -th band

$$\mathcal{G}_{ij}^n = \left\langle \frac{\partial \psi_n}{\partial \Lambda_i} \left| 1 - |\psi_n\rangle \langle \psi_n| \right| \frac{\partial \psi_n}{\partial \Lambda_j} \right\rangle \quad (2)$$

$$= g_{ij}^n(\mathbf{\Lambda}) - \frac{i}{2} \Omega_{ij}^n(\mathbf{\Lambda}). \quad (3)$$

The symmetric part of the quantum geometric tensor  $\text{Re}\mathcal{G}_{ij}^n = g_{ij}^n(\mathbf{\Lambda})$  is the quantum metric tensor, and the antisymmetric part corresponds to the Berry curvature  $\Omega_{ij}^n(\mathbf{\Lambda}) = -2\text{Im}\mathcal{G}_{ij}^n$  [19, 20, 22]. The position vector in the parameter space ( $\mathbf{\Lambda}$ ) usually takes the form of a crystal momentum  $\mathbf{k}$  in condensed matter physics. The physical implications of the Berry curvature are well-established in condensed matter physics. It serves as an emergent magnetic field, playing a key role in transport phenomena such as the anomalous Hall effect [56]. Additionally, topological invariants are calculated by integrating the Berry curvature across the entire Brillouin zone. On the other hand, the quantum metric has a broader range of physical interpretations and remains an active area of research.

For later use, let us consider the geometric structures of a general two-band system, where the Hamiltonian is expressed as

$$H(\mathbf{k}) = h_0(\mathbf{k}) + \mathbf{h}(\mathbf{k}) \cdot \boldsymbol{\sigma}, \quad (4)$$

where  $\boldsymbol{\sigma} = (\sigma_x, \sigma_y, \sigma_z)$  denotes the Pauli matrices, while  $h_0(\mathbf{k})$  and  $\mathbf{h}(\mathbf{k})$  are smooth real-values functions. The pseudospin of the upper band is characterized as  $\mathbf{s} = \mathbf{h}/|\mathbf{h}|$ . Using this pseudospin, the geometric quantities can be written as

$$d_{\text{HS},n}^2(\mathbf{k}, \mathbf{k}') = \frac{1}{2} \left( 1 - \mathbf{s}(\mathbf{k}) \cdot \mathbf{s}(\mathbf{k}') \right), \quad (5)$$

$$g_{ij}^n(\mathbf{k}) = \frac{1}{2} \partial_{k_i} \mathbf{s}(\mathbf{k}) \cdot \partial_{k_j} \mathbf{s}(\mathbf{k}), \quad (6)$$

$$\Omega_{ij}^n(\mathbf{k}) = -\frac{n}{2} \mathbf{s} \cdot (\partial_{k_i} \mathbf{s} \times \partial_{k_j} \mathbf{s}), \quad (7)$$

where  $n$  is band index.

*Optical conductivity.*— Based on the Kubo formula, the inter-band conductivity for a two-dimensional system is given by

$$\sigma_{ij}(\omega) = \frac{e^2}{\hbar} \int \frac{d^2\mathbf{k}}{(2\pi)^2} \sum_{n,m} F_{nm}(\mathbf{k}) \frac{i\epsilon_{nm}(\mathbf{k}) A_{nm}^i(\mathbf{k}) A_{mn}^j(\mathbf{k})}{\epsilon_{nm}(\mathbf{k}) + \hbar\omega + i\eta}, \quad (8)$$

where  $F_{nm}(\mathbf{k}) = f(\epsilon_n(\mathbf{k})) - f(\epsilon_m(\mathbf{k}))$ ,  $f(\epsilon) = 1/[1 + e^{(\epsilon-\mu)/kT}]$  is the Fermi distribution function,  $\epsilon_n(\mathbf{k})$  is the  $n$ -th band energy,  $\epsilon_{nm}(\mathbf{k}) = \epsilon_n(\mathbf{k}) - \epsilon_m(\mathbf{k})$ ,  $\mu$  is the chemical potential, and  $\eta$  is an infinitesimal real number resulting in a level broadening. The geometric factor  $A_{nm}^j(\mathbf{k})$  is defined by

$$A_{nm}^j(\mathbf{k}) = i \langle u_n(\mathbf{k}) | \partial_{k_j} | u_m(\mathbf{k}) \rangle, \quad (9)$$

where  $|u_{nk}\rangle$  is the cell-periodic part of the Bloch wavefunction. We call it the Berry connection if  $n = m$  and the inter-band Berry connection if  $n \neq m$ . Although  $A_{nn}^i A_{nn}^j$  is gauge-dependent,  $A_{nm}^i A_{mn}^j$  is gauge-invariant for  $n \neq m$ . For  $n = m$ , it does not contribute to the optical conductivity because  $\epsilon_{nn}(\mathbf{k}) = 0$ . Therefore, the optical conductivity is gauge-independent. See Supplementary Sec. I for details.

For a two-band system with  $\omega > 0$ , the real part of the optical conductivity is described as

$$\text{Re}[\sigma_{ij}(\omega)] = \frac{\pi e^2}{2\hbar} \int \frac{d^2\mathbf{k}}{(2\pi)^2} F_{lu}(\mathbf{k}) \epsilon_{ul}(\mathbf{k}) g_{ij}^u(\mathbf{k}) \delta(\hbar\omega - \epsilon_{ul}), \quad (10)$$

where  $u$  and  $l$  denote upper and lower bands, respectively. See Supplementary Sec. II for details. This equation shows that the optical conductivity is determined by the band dispersions  $\epsilon_n(\mathbf{k})$  and quantum metric tensor  $g_{ij}^u(\mathbf{k})$ .

*General isotropic QBT model.*— We consider a two-dimensional continuum model describing two isotropic bands with a QBT point, where the lowest energy dispersions are given by quadratic band dispersions

$$\epsilon_{u/l}(\mathbf{k}) = \frac{1}{2m_{u/l}}k^2, \quad (11)$$

where the effective mass  $m_{u/l}$  can be either positive or negative. Without loss of generality, we assume that the band-crossing occurs at  $\mathbf{k} = 0$ . The most general Hamiltonian of such a model can be written with three parameters ( $m_u, m_l, d_{\max}$ ) [31], as

$$\mathcal{H}_0(\mathbf{k}) = \sum_{\alpha} h_{\alpha}(\mathbf{k})\sigma_{\alpha}, \quad (12)$$

where  $\sigma_{\alpha}$  represents the identity ( $\alpha = 0$ ) and Pauli matrices ( $\alpha = x, y, z$ ). Additionally,  $h_{\alpha}(\mathbf{k})$  is a real quadratic function:  $h_0(\mathbf{k}) = (1/M + 2/m_l)(k_x^2 + k_y^2)/4$ ,  $h_x(\mathbf{k}) = d_{\max}\sqrt{1 - d_{\max}^2}k_y^2/(2M)$ ,  $h_y(\mathbf{k}) = d_{\max}k_xk_y/(2M)$ , and  $h_z(\mathbf{k}) = [k_x^2 + (1 - 2d_{\max}^2)k_y^2]/(4M)$ , where  $1/M = 1/m_u - 1/m_l$ . Here,  $d_{\max}$  is the largest value of the quantum distance between all possible pairs of Bloch eigenvectors in the same band. While the geometric quantity  $d_{\max}$  represents the strength of the inter-band coupling, it does not manifest in the band dispersion, as the band dispersion is entirely determined by only two parameters ( $m_u, m_l$ ). As  $d_{\max}$  increases, the pseudospin canting becomes more pronounced, resulting in a larger maximum relative angle between pseudospins. Ultimately, a complete winding structure emerges in the pseudospin texture when  $d_{\max} = 1$ , as shown in Fig., **1b**. Since the geometric properties of the two-band model can be translated into the pseudospin structures as derived from Eqs. (5) to (7),  $d_{\max}$  can be considered the parameter that governs the geometry of the system. Indeed, the quantum metric of the system is given by

$$\begin{aligned} g_{xx}^n(\mathbf{k}) &= 2d_{\max}^2 \frac{k_y^2}{k^4}, & g_{yy}^n(\mathbf{k}) &= 2d_{\max}^2 \frac{k_x^2}{k^4}, \\ g_{xy}^n(\mathbf{k}) &= g_{yx}^n(\mathbf{k}) = -2d_{\max}^2 \frac{k_xk_y}{k^4}. \end{aligned} \quad (13)$$

The Berry curvature is zero in this QBT system as studied previously [57]. Notably, the band masses do not contribute to the quantum geometric tensor, which is a critical factor underlying the universal optical conductivity. In contrast, for massive Dirac fermion systems, the quantum metric is directly affected by the mass, resulting in an optical conductivity that is strongly dependent on the band structure [38, 39]. A detailed comparison of the quantum metrics for massive and massless Dirac fermions is provided in Supplementary Table I of Supplementary Sec. VI. When  $d_{\max} = 1$ , other geometric quantities, such as the winding number [30] and the Euler invariant, applicable in the case  $m_u = -m_l$  with  $C_2T$  symmetry [58], can also be utilized.

We calculate the optical conductivity of this model for  $\omega > 0$  at zero temperature. The real part of the conductivity is given by

$$\text{Re}[\sigma_{ij}(\omega)] = \frac{e^2}{\hbar} \frac{d_{\max}^2}{8} \delta_{ij} \Theta(\omega - \mu^*), \quad (14)$$

where  $\Theta(x)$  is the Heaviside step function and  $\mu^* = m_u \mu / M$ . When  $\omega < \mu^*$ , electrons in the lower band cannot transition to the upper band because the final states are already occupied. Interestingly, the conductivity is flat for  $\omega > \mu^*$ , and its intensity depends solely on the maximum quantum distance, independent of the band structure. The  $d_{\max}^2$  factor implies that finite optical conductivity occurs only when there is an inter-band coupling between touching bands. Namely, even if two bands approach and eventually touch accidentally, the optical conductivity remains zero if  $d_{\max}$  is zero.

For massless Dirac fermion systems, such as graphene, described by  $H_{\text{graphene}} = v(k_x \sigma_x + k_y \sigma_y)$ , the maximum quantum distance is fixed at  $d_{\max} = 1$ . In this case, the optical conductivity takes on a universal value of  $e^2/(16\hbar)$ , independent of the Fermi velocity [44, 45]. This contrasts with the optical conductivity of our isotropic QBT system, where the universal value is  $(e^2/8\hbar)d_{\max}^2$ . While the linear band-touching dispersion inherently enforces  $d_{\max} = 1$ , QBT systems introduce  $d_{\max}$  as an additional degree of freedom in wavefunction geometry, unrelated to energy dispersion. The optical conductivity is closely related to the material's transparency. For instance, the universal optical conductivity of graphene is directly responsible for its 2.3% light absorption across the visible spectrum, highlighting the profound link between quantum geometry and optical properties [46]. Similarly, in QBT systems, the optical conductivity governed by  $d_{\max}$  could also influence material transparency and provide a novel platform to study the interplay between geometry and light-matter interactions.

*Lattice model.*— To validate the applicability of our continuum model to lattice systems, we consider the following lattice Hamiltonian:

$$\mathcal{H}_{\text{lat}}(\mathbf{k}) = \sum_{\alpha} g_{\alpha}(\mathbf{k}) \sigma_{\alpha}, \quad (15)$$

where  $g_0(\mathbf{k}) = 0$ ,  $g_x(\mathbf{k}) = 2d_{\max} \sqrt{1 - d_{\max}^2} (1 - \cos k_y)$ ,  $4d_{\max} \sin(k_x/2) \sin(k_y/2)$ , and  $2 - 2d_{\max}^2 - \cos k_x + (2d_{\max}^2 - 1) \cos k_y$ . The energy eigenvalues of this model are given as  $E_{\pm} = \pm(2 - \cos k_x - \cos k_y)$ , as shown in Fig. 2a. In this model,  $d_{\max}$  can be tuned independently of the band structure, allowing for a clear investigation of the effects of quantum geometry. Performing a  $\mathbf{k} \cdot \mathbf{p}$  expansion of this model at the  $\Gamma$  point up to quadratic order yields the isotropic quadratic band touching model described in Eq. (12) with  $m_u = -m_l = 1$ . Figure 2b shows the optical conductivity for  $d_{\max} = 0, 0.5, \text{ and } 1$ . The solid lines represent the results from the continuum model, while the markers, obtained by calculating the Kubo

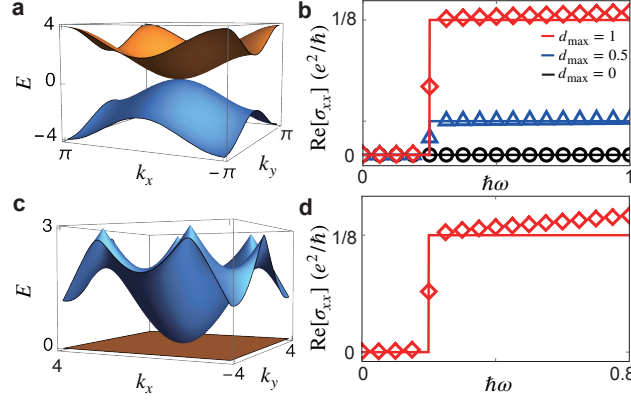


FIG. 2. **Mass Invariant Optical Conductivity in Lattice Models.** **a** Band dispersions of the lattice model  $\mathcal{H}_{lat}$  as given in Eq. (15). **b** Frequency  $\omega$  dependence of the real part of the optical conductivity  $\text{Re}[\sigma_{xx}]$  for  $d_{\max} = 0$  (black), 0.5 (blue), and 1 (red). **c** The lowest two band dispersions of the kagome lattice model (see SI for details). **d** Frequency dependence of the real part of the optical conductivity. The calculations in **b** and **d** are performed at  $\mu^* = 0.2$ . The solid lines represent the results from the isotropic quadratic band touching model in Eq. (14), while the markers denote those from the lattice models.

formula, correspond to the lattice model. The agreement between the continuum model and lattice results at low energies confirms the validity of our theoretical framework.

As another example, we consider the kagome lattice model, including only nearest-neighbor hopping. The corresponding Hamiltonian is given in Supplementary Sec. III. When analyzing the lowest two bands (Fig. 2c), a  $\mathbf{k} \cdot \mathbf{p}$  expansion near the band-touching point reveals that the system corresponds to an isotropic quadratic band touching model with  $d_{\max} = 1$  and an infinite effective mass  $m_l = \infty$  [24, 32]. Calculating the optical conductivity for this system yields a value of  $e^2/(8\hbar)$ , as shown in Fig. 2d, which is consistent with the prediction for  $d_{\max} = 1$ . This result further supports the validity of our theoretical framework, demonstrating its applicability to systems with both finite and infinite effective masses.

Examining Figs. 2b and 2d, we observe that as the frequency  $\omega$  increases, deviations between the lattice and continuum models emerge. Specifically, the lattice model results no longer exhibit flat optical conductivity. These deviations arise from higher-order corrections in the lattice model that are not accounted for in the continuum approximation. The effects of the higher-order corrections to the optical conductivity are examined in Supplementary Fig. 1 of Supplementary Sec. IV.

*Symmetry constraints on optical conductivity.*— For a two-dimensional spinless quadratic band touching system that preserves both  $n$ -fold rotational symmetry  $C_n$  and time-reversal symmetry  $\mathcal{T}$ , the maximum quantum distance  $d_{\max}$  around the band touching point is quantized to either 0 or 1. Detailed derivations are included in Supplementary Sec. VII. Consequently, the optical conductivity calculated using Eq. (14)



is quantized to either 0 or  $e^2/(8\hbar)$  when the touching occurs at high-symmetry points with  $C_n$  rotational symmetry. This remarkable quantization of optical conductivity, constrained by symmetry, is independent of the band masses at the touching point.

Since the case  $d_{\max} = 0$  corresponds to the absence of interaction between the upper and lower bands, resulting in zero optical conductivity, we neglect this scenario as such accidental band crossings are unlikely in real materials. Indeed, we demonstrate below that a wide range of QBT materials with  $C_n$  and  $\mathcal{T}$  symmetries exhibit non-zero optical conductivity, corresponding to the case where  $d_{\max} = 1$ .

*Manifestation of universal optical conductivity in various materials.*— To confirm the model predictions, we perform first-principles of density functional theory (DFT) calculations for various 2D QBT materials. We find that these materials exhibit the quantized optical conductivity value of  $\sigma = (e^2/8\hbar)d_{\max}^2$  near quadratic band touching points, irrespective of their band masses. We illustrate this with several nonmagnetic materials that exhibit  $C_3$  rotational symmetry but differ in their band masses near the touching point: honeycomb PO [59], honeycomb  $\text{Mg}_2\text{C}$  [60], and kagome  $\text{Pd}_3\text{P}_2\text{S}_8$  [61] monolayers (Fig. 3).

The PO monolayer hosts a quadratic band touching at the  $\Gamma$  point with opposite signs of band masses, i.e.,  $m_u > 0$  and  $m_l < 0$ , under 2% tensile strain (Fig. 3d,e). The calculated optical conductivity shows the quantized value of  $\sigma = (e^2/8\hbar)d_{\max}^2$  up to 0.2 eV (Fig. 3f). It increases from the quantized value around 0.2 eV due to additional interband transitions originating from the occupied band below the quadratic touching bands.

The  $\text{Mg}_2\text{C}$  monolayer is characterized by a QBT with the same sign of band masses, where  $m_u < 0$  and  $m_l < 0$  (Fig. 3g,h). To examine the interband optical conductivity originating exclusively from interband transitions between the two bands near the touching at the  $\Gamma$  point, we shift the Fermi level upward by 0.1 eV, corresponding to electron doping. The calculated optical conductivity displays the quantized value of  $\sigma = (e^2/8\hbar)d_{\max}^2$  (Fig. 3i). It exhibits a slightly increasing behaviour as photon energy increases, due to high-order effects (see details in SI).

The kagome  $\text{Pd}_3\text{P}_2\text{S}_8$  monolayer represents an extreme case of a QBT, where the effective mass of one of the bands is extraordinarily large near the touching point at  $\Gamma$  (Fig. 3j,k). This large band mass of the upper touching band is attributed to the flat band of the Pd kagome lattice, which spans the entire Brillouin zone. Note that the flat band is dispersive due to long-range hoppings beyond the nearest-neighbor hopping. The calculated interband optical conductivity displays the quantized value of  $\sigma = (e^2/8\hbar)d_{\max}^2$  (Fig. 3l), consistent with the prediction from the ideal kagome lattice model in Fig. 2d. Since this kagome monolayer is insulating in its pristine state, we introduce moderate hole doping to explore interband transitions between the two touching bands at  $\Gamma$  when calculating the optical conductivity.

We also derive the optical conductivity formula for a slightly gapped QBT. Details can be found in Sup-

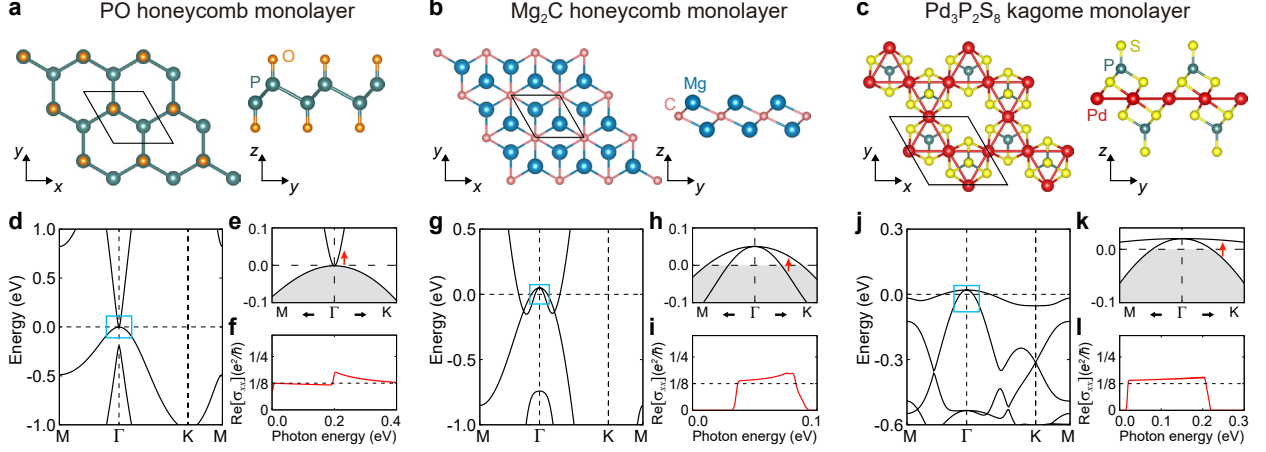


FIG. 3. **Universal optical conductivity in various 2D QBT materials.** **a-c** Atomic structures of **a** PO, **b**  $\text{Mg}_2\text{C}$ , and **c**  $\text{Pd}_3\text{P}_2\text{S}_8$  monolayers, showing the top view (left) and the side view (right). **d-f** PO monolayer with 2% tensile strain: **d,e** DFT band structures and **f** the real part of the interband optical conductivity  $\text{Re}[\sigma_{xx}]$ . **g-i** Slightly electron-doped  $\text{Mg}_2\text{C}$  monolayer: **g,h** DFT band structures and **i** the real part of the interband optical conductivity  $\text{Re}[\sigma_{xx}]$ . **j-l** Slightly hole-doped  $\text{Pd}_3\text{P}_2\text{S}_8$  monolayer: **j,k** DFT band structures and **l** the real part of the interband optical conductivity  $\text{Re}[\sigma_{xx}]$ .

plementary Sec. V. Interestingly, the universal optical conductivity of QBT materials remains remarkably robust against small band gap openings when  $d_{\max} = 0$  or 1. We examine the findings to the strained honeycomb Bi monolayer (Fig. 4). The Bi monolayer hosts a QBT at  $\Gamma$  with opposite signs of band masses under 2.1% tensile strain. This QBT again gives rise to the universal optical conductivity of  $\sigma = (e^2/8\hbar)d_{\max}^2$ . When the strain is reduced, the band touching is lifted, leading to an insulating state with an indirect gap of 27 and 113 meV for 1.9% and 1.0% strain, respectively. Notably, the optical conductivity remains largely flat near the value of  $\sigma = (e^2/8\hbar)d_{\max}^2$ , with a small peak developing at low photon energies as the gap size increases. This robustness highlights the mass-invariant nature of the universal optical conductivity in QBT materials.

As one of the most well-known examples of QBT semimetals, we revisit the optical conductivity of AB-stacked bilayer graphene. It has been shown to exhibit the universal optical conductivity of  $\sigma = (e^2/2\hbar)$  [45, 62], corresponding to  $\sigma = (e^2/8\hbar)$  per spin and per valley. We attribute this to the quantum geometry value  $d_{\max} = 1$ , which is enforced by the symmetry of the system. Although the trigonal warping term [49] introduces anisotropy near the touching point (Fig. 5) with an energy scale of  $\sim 3$  meV in AB-stacked bilayer graphene, we find that the flat, universal optical conductivity remains robust. The only exception is a small additional peak at this energy scale, which can be suppressed either at a photon frequency beyond 3 meV or by slightly shifting the chemical potential ( $\pm 2$  meV). This further underscores the robustness of

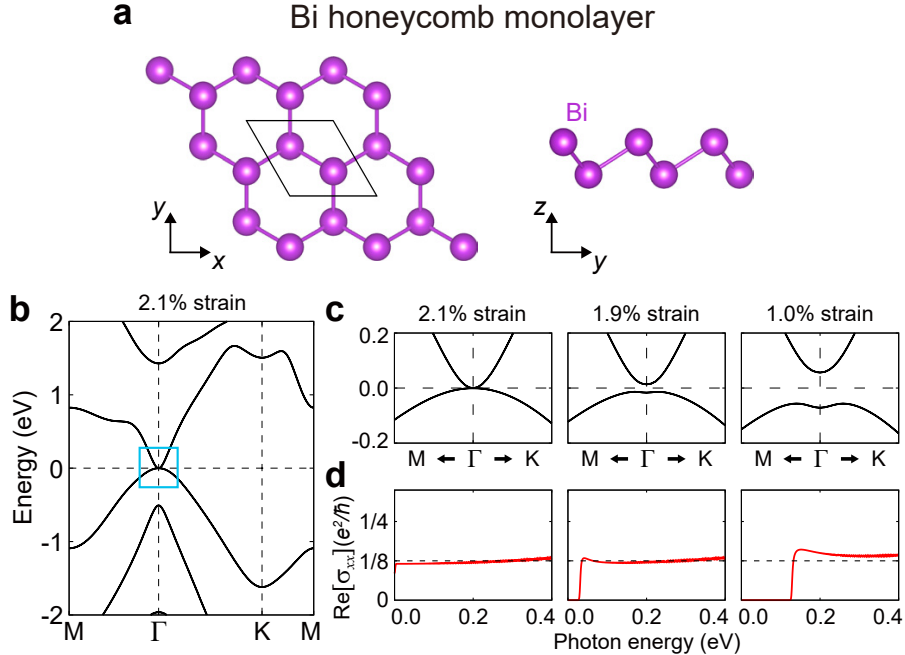


FIG. 4. **Robustness of universal optical conductivity against small gap opening.** **a** Atomic structures of Bi monolayer, showing the top view (left) and the side view (right). **b,c** DFT band structures as a function of biaxial tensile strain. **d** Corresponding the real part of the interband optical conductivity  $\text{Re}[\sigma_{xx}]$  as a function of the strain.

the flat universal optical conductivity, as has already been experimentally observed in AB-stacked bilayer graphene [62].

*Experimental feasibility.*— We finally discuss the experimental feasibility of observing the universal optical conductivity in a broader class of materials. Our predictions apply to generic  $C_n$  and  $\mathcal{T}$  symmetric two-dimensional materials with an isotropic QBT. Among the various stable material examples discussed, in addition to the well-studied bilayer graphene,  $\text{Pd}_3\text{P}_2\text{S}_8$  and Bi monolayers have been experimentally realized [61, 63], offering promising opportunities to test our predictions. We expect that structures featuring a quadratic band touching at the Fermi level without any other states nearby, like the strained Bi and PO honeycomb monolayers, would be ideal for observing the flat universal optical conductivity. This guarantees the suppression of the intraband Drude response (see Supplementary Fig. 2 in Supplementary Sec. IX), which could otherwise hinder the observation of the flat optical conductivity at low photon energies. Moreover, as illustrated above, quadratic band-touching materials with a possible small gap opening are also allowed to exhibit universal optical conductivity. This robustness, combined with the first-order nature of linear optical conductivity—which can be directly measured using a simple setup with high-intensity outputs—facilitates accessible pathways for experimental observation. We note that although higher-order terms beyond the quadratic order at a band touching point generally suppress the flatness of the universal

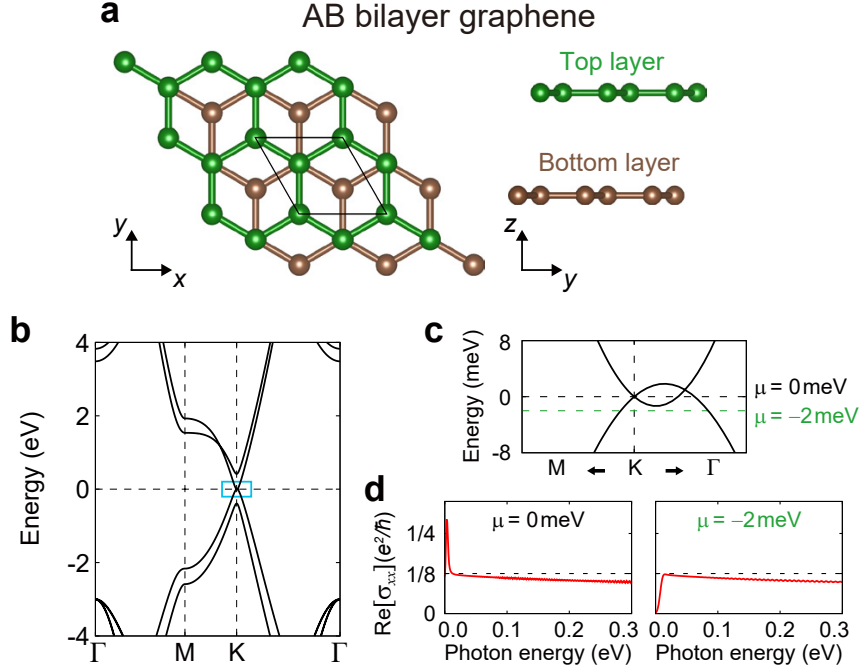


FIG. 5. **Robustness of universal optical conductivity against anisotropy.** **a** Atomic structures of AB-stacked bilayer graphene, showing the top view (left) and the side view (right). **b,c** DFT band structures. **d** The real part of the interband optical conductivity  $\text{Re}[\sigma_{xx}]$  at two different chemical potential  $\mu = 0$  and  $-2$  meV.

conductivity, the value of  $\sigma = (e^2/8\hbar)d_{\text{max}}^2$  at the onset of an interband transition is retained (see Supplementary Sec. IV). Overall, our prediction for the universal optical conductivity in the linear response regime offers a compelling way to directly probe quantum geometry.

*Discussions.*— We show that the optical conductivity in two-dimensional QBT systems is universally determined by the quantum geometry, characterized by the maximum quantum distance at the band-crossing point, and is independent of the details of the band structure. Specifically, the optical conductivity in an isotropic QBT semimetal is given by  $\sigma = (e^2/8\hbar)d_{\text{max}}^2$ , consisting only of the fundamental constants and the quantum geometric quantity. Moreover, we demonstrate that the optical conductivity is quantized to  $\sigma = (e^2/8\hbar)d_{\text{max}}^2$  when the system respects time-reversal and rotational symmetries. These results hold across analytical models, tight-binding lattice models, and first-principles calculations of several 2D materials. Our findings emphasize the fundamental role of quantum geometry in governing optical phenomena in quadratic band-touching systems, highlighting the importance of measuring optical properties to explore the quantum geometric characteristics of materials. Moreover, the universal optical conductivity suggests that, within the class of the isotropic QBT systems, geometric properties of the Bloch wave functions can be accurately extracted using linear optical measurements, without the need for challenging sophisticated spectroscopic techniques. Our proposal offers clear advantages over previously proposed methods for extracting  $d_{\text{max}}$

through (i) Landau level spectra [24] or (ii) the band dispersion of edge modes in QBT systems [32, 33], both of which require strict conditions, such as a high magnetic field or finely tuned band structures.

The QBT model is described by a  $2 \times 2$  Hamiltonian, making it natural to consider the associated pseudospin current. Here, pseudospin typically represents orbital or sublattice degrees of freedom. Several pseudospin conductivities are derived as  $\sigma_{xx}^{sx}(\omega) = -ed_{\max}\sqrt{1 - d_{\max}^2}(1 + 2M/m_l)\Theta(\omega - \mu^*)/(16\hbar)$ ,  $\sigma_{xx}^{sz}(\omega) = ed_{\max}^2(1 + 2M/m_l)\Theta(\omega - \mu^*)/(16\hbar)$ , and  $\sigma_{yx}^{sy}(\omega) = ed_{\max}(1 + 2M/m_l)\Theta(\omega - \mu^*)/(16\hbar)$ . Detailed derivations are provided in Supplementary Sec. XI. Similar to charge conductivity, the quantum geometry—characterized by  $d_{\max}$ —plays a crucial role in determining the pseudospin current. However, unlike charge conductivity, pseudospin conductivities are not universally determined by  $d_{\max}$ , as they also depend on the effective masses of the upper and lower quadratic bands. This can be understood as follows. The pseudospin current operator is defined as  $\hat{J}_{i,s\nu} = \left\{ \partial \hat{H} / \partial k_i, \sigma_\nu \right\} / 2$ , where  $i = x, y$  and  $\nu = 0, x, y, z$ . For the charge current ( $\nu = 0$ ), the elements proportional to  $1/m_l$  in  $\sigma_0$  does not contribute, as it cancels out during the calculation of conductivity. Consequently, only elements proportional to  $1/M$  in  $\sigma_i$  ( $i = x, y, z$ ) survive, leading to the mass invariance of the charge current. In contrast, for the pseudospin current ( $\nu \neq 0$ ), the matrix elements proportional to  $1/m_l$  do not cancel and therefore contribute to the pseudospin conductivity. This lack of cancellation explains why the pseudospin current is not mass-invariant.

We focus on the QBT model with  $C_n$  and  $T$  symmetries under isotropic conditions. However,  $C_n$  ( $n = 2, 4$ ) and  $T$  symmetries can permit anisotropic QBTs. One example of such an anisotropic QBT is described by the Hamiltonian:  $H_{\text{aniso}} = a_0 k^2 \sigma_0 + a(k_x^2 - k_y^2)\sigma_x + 2bk_x k_y \sigma_y$ . This system retains  $d_{\max} = 1$ , but it exhibits an anisotropic QBT, as detailed in Supplementary Sec. VIII. If  $a = b$ , it corresponds to the isotropic QBT Hamiltonian described in Eq. (12) with  $d_{\max} = 1$ . A straightforward calculation yields the optical conductivity given by  $\text{Re}[\sigma_{xx}(\omega)] = e^2(a^2 + b^2)/(16\hbar ab)$ , which depends on the shape of the bands. When  $a = b$ , the optical conductivity simplifies to  $(e^2/8\hbar)$ , consistent with the universal value for isotropic QBT systems. Other types of anisotropic QBT cases are discussed in the SI. Note that  $C_n$  ( $n = 3, 6$ ) symmetry with  $T$  symmetry only allow isotropic QBTs.

While our discussion primarily focuses on the 2D case, quantum geometry also significantly influences optical conductivity in 3D isotropic QBT systems. Unlike in the 2D case, the intensity of optical conductivity in 3D systems depends on the band structure, such as effective masses. However, similar to the 2D case, the contribution from quantum geometry is still encoded in the optical conductivity (see Supplementary Sec. X). Thus, even in 3D, measuring optical conductivity can serve as an effective way to probe the geometric properties of the system, providing valuable insights into quantum geometry without requiring more complex spectroscopic techniques.

## METHODS

Electronic structure calculations. - We perform density functional theory (DFT) calculations using the Vienna *ab initio* simulation package VASP [64, 65] implementing the projector-augmented wave method [66]. We approximate the exchange correlation functional with the generalized-gradient approximation of Perdew–Burke–Ernzerhof (PBE) [67]. We use a kinetic energy cutoff for the plane wave basis of 600 eV and a Gaussian smearing of 0.02 eV. We use  $\Gamma$ -centered  $k$ -point grids with a  $k$ -spacing of less than  $0.1 \text{ \AA}^{-1}$ . All the structures are optimized until the forces are below  $0.001 \text{ eV/\AA}$ . We optimize the lattice constants of the monolayer structures, except when the experimental lattice parameters are known, as in the case of  $\text{Pd}_3\text{P}_2\text{S}_8$  [68] and Bi [69]. Each monolayer structure is simulated using a periodic supercell with a vacuum spacing of  $20 \text{ \AA}$  in the direction perpendicular to the plane. Spin-orbit coupling is included for the Bi monolayer. The interband optical conductivity is calculated using the Kubo-Greenwood formula, as implemented in the WANNIER90 package [70] with dense  $k$ -point grids with a spacing of less than  $0.002 \text{ \AA}^{-1}$ .

## DATA AVAILABILITY

The data that support the findings of this study are available within the paper and Supplementary Information. All other relevant data are available from the corresponding authors upon reasonable request.

## REFERENCES

- 
- [1] S. Peotta and P. Törmä, Superfluidity in topologically nontrivial flat bands, *Nat. Commun.* **6**, 8944 (2015).
  - [2] T. Ozawa and B. Mera, Relations between topology and the quantum metric for Chern insulators, *Phys. Rev. B* **104**, 045103 (2021).
  - [3] P. Törmä, S. Peotta, and B. A. Bernevig, Superconductivity, superfluidity and quantum geometry in twisted multilayer systems, *Nat. Rev. Phys.* **4**, 528 (2022).
  - [4] P. Törmä, Essay: Where can quantum geometry lead us?, *Phys. Rev. Lett.* **131**, 240001 (2023).
  - [5] Y. Onishi and L. Fu, Fundamental bound on topological gap, *Phys. Rev. X* **14**, 011052 (2024).
  - [6] J. Yu, B. A. Bernevig, R. Queiroz, E. Rossi, P. Törmä, and B.-J. Yang, Quantum geometry in quantum materials, *arXiv preprint arXiv:2501.00098* (2024).
  - [7] J. Yu, C. J. Ciccarino, R. Bianco, I. Errea, P. Narang, and B. A. Bernevig, Non-trivial quantum geometry and the strength of electron–phonon coupling, *Nat. Phys.* **20**, 1262 (2024).

- [8] T. Neupert, C. Chamon, and C. Mudry, Measuring the quantum geometry of Bloch bands with current noise, *Phys. Rev. B* **87**, 245103 (2013).
- [9] N. Verma, D. Guerci, and R. Queiroz, Geometric stiffness in interlayer exciton condensates, *Phys. Rev. Lett.* **132**, 236001 (2024).
- [10] F. Wu and S. Das Sarma, Quantum geometry and stability of moiré flatband ferromagnetism, *Phys. Rev. B* **102**, 165118 (2020).
- [11] I. Komissarov, T. Holder, and R. Queiroz, The quantum geometric origin of capacitance in insulators, *Nat. Commun.* **15**, 4621 (2024).
- [12] P. M. Tam, J. Herzog-Arbeitman, and J. Yu, Corner charge fluctuation as an observable for quantum geometry and entanglement in two-dimensional insulators, *Phys. Rev. Lett.* **133**, 246603 (2024).
- [13] Z. Han, J. Herzog-Arbeitman, B. A. Bernevig, and S. A. Kivelson, “quantum geometric nesting” and solvable model flat-band systems, *Phys. Rev. X* **14**, 041004 (2024).
- [14] Y. Fang, J. Cano, and S. A. A. Ghorashi, Quantum geometry induced nonlinear transport in altermagnets, *Phys. Rev. Lett.* **133**, 106701 (2024).
- [15] M. Yu, P. Yang, M. Gong, Q. Cao, Q. Lu, H. Liu, S. Zhang, M. B. Plenio, F. Jelezko, T. Ozawa, *et al.*, Experimental measurement of the quantum geometric tensor using coupled qubits in diamond, *Natl. Sci. Rev.* **7**, 254 (2020).
- [16] I. Amelio and N. Goldman, Lasing in non-Hermitian flat bands: Quantum geometry, coherence, and the fate of Kardar-Parisi-Zhang physics, *Phys. Rev. Lett.* **132**, 186902 (2024).
- [17] T. Ozawa and N. Goldman, Probing localization and quantum geometry by spectroscopy, *Phys. Rev. Res.* **1**, 032019 (2019).
- [18] T. Ozawa, Steady-state Hall response and quantum geometry of driven-dissipative lattices, *Phys. Rev. B* **97**, 041108 (2018).
- [19] J. Provost and G. Vallee, Riemannian structure on manifolds of quantum states, *Commun. Math. Phys.* **76**, 289 (1980).
- [20] A. Shapere and F. Wilczek, *Geometric Phases in Physics*, Vol. 5 (World scientific, 1989).
- [21] Y.-Q. Ma, S. Chen, H. Fan, and W.-M. Liu, Abelian and non-Abelian quantum geometric tensor, *Phys. Rev. B* **81**, 245129 (2010).
- [22] S. Matsuura and S. Ryu, Momentum space metric, nonlocal operator, and topological insulators, *Phys. Rev. B* **82**, 245113 (2010).
- [23] L. Liang, T. I. Vanhala, S. Peotta, T. Siro, A. Harju, and P. Törmä, Band geometry, Berry curvature, and superfluid weight, *Phys. Rev. B* **95**, 024515 (2017).
- [24] J.-W. Rhim, K. Kim, and B.-J. Yang, Quantum distance and anomalous Landau levels of flat bands, *Nature* **584**, 59 (2020).
- [25] Y. Hwang, J.-W. Rhim, and B.-J. Yang, Geometric characterization of anomalous Landau levels of isolated flat bands, *Nat. Commun.* **12**, 6433 (2021).

- [26] W. J. Jankowski, J. J. Thompson, B. Monserrat, and R.-J. Slager, Excitonic topology and quantum geometry in organic semiconductors, [arXiv preprint arXiv:2406.11951](#) (2024).
- [27] X. Hu, T. Hyart, D. I. Pikulin, and E. Rossi, Quantum-metric-enabled exciton condensate in double twisted bilayer graphene, *Phys. Rev. B* **105**, L140506 (2022).
- [28] R. Resta, Polarization fluctuations in insulators and metals: New and old theories merge, *Phys. Rev. Lett.* **96**, 137601 (2006).
- [29] N. Verma and R. Queiroz, Quantum metric in step response, [arXiv:2406.17845](#) (2024).
- [30] C.-g. Oh, J.-W. Rhim, and B.-J. Yang, Revisiting the magnetic responses of bilayer graphene from the perspective of quantum distance, *Phys. Rev. B* **110**, 155412 (2024).
- [31] C.-g. Oh, K. W. Kim, and J.-W. Rhim, Thermoelectric transport driven by the Hilbert–Schmidt distance, *Adv. Sci.* **11**, 2411313 (2024).
- [32] C.-g. Oh, D. Cho, S. Y. Park, and J.-W. Rhim, Bulk-interface correspondence from quantum distance in flat band systems, *Commun. Phys.* **5**, 320 (2022).
- [33] H. Kim, C.-g. Oh, and J.-W. Rhim, General construction scheme for geometrically nontrivial flat band models, *Commun. Phys.* **6**, 305 (2023).
- [34] A. M. Cook, B. M. Fregoso, F. De Juan, S. Coh, and J. E. Moore, Design principles for shift current photovoltaics, *Nat. Commun.* **8**, 14176 (2017).
- [35] F. De Juan, A. G. Grushin, T. Morimoto, and J. E. Moore, Quantized circular photogalvanic effect in Weyl semimetals, *Nat. Commun.* **8**, 15995 (2017).
- [36] T. Holder, D. Kaplan, and B. Yan, Consequences of time-reversal-symmetry breaking in the light-matter interaction: Berry curvature, quantum metric, and diabatic motion, *Phys. Rev. Res.* **2**, 033100 (2020).
- [37] P. Bhalla, K. Das, D. Culcer, and A. Agarwal, Resonant second-harmonic generation as a probe of quantum geometry, *Phys. Rev. Lett.* **129**, 227401 (2022).
- [38] B. Ghosh, Y. Onishi, S.-Y. Xu, H. Lin, L. Fu, and A. Bansil, Probing quantum geometry through optical conductivity and magnetic circular dichroism, *Sci. Adv.* **10**, eado1761 (2024).
- [39] M. Ezawa, Analytic approach to quantum metric and optical conductivity in Dirac models with parabolic mass in arbitrary dimensions, *Phys. Rev. B* **110**, 195437 (2024).
- [40] J. Ahn, G.-Y. Guo, N. Nagaosa, and A. Vishwanath, Riemannian geometry of resonant optical responses, *Nat. Phys.* **18**, 290 (2022).
- [41] D. Xiao, W. Yao, and Q. Niu, Valley-contrasting physics in graphene: Magnetic moment and topological transport, *Phys. Rev. Lett.* **99**, 236809 (2007).
- [42] J. R. Schaibley, H. Yu, G. Clark, P. Rivera, J. S. Ross, K. L. Seyler, W. Yao, and X. Xu, Valleytronics in 2D materials, *Nat. Rev. Mater.* **1**, 16055 (2016).
- [43] K. S. Novoselov, A. K. Geim, S. V. Morozov, D. Jiang, M. I. Katsnelson, I. V. Grigorieva, S. V. Dubonos, and A. A. Firsov, Two-dimensional gas of massless Dirac fermions in graphene, *Nature* **438**, 197 (2005).
- [44] L. Falkovsky and A. Varlamov, Space-time dispersion of graphene conductivity, *Eur. Phys. J. B* **56**, 281 (2007).



- [45] H. Min and A. H. MacDonald, Origin of universal optical conductivity and optical stacking sequence identification in multilayer graphene, *Phys. Rev. Lett.* **103**, 067402 (2009).
- [46] R. R. Nair, P. Blake, A. N. Grigorenko, K. S. Novoselov, T. J. Booth, T. Stauber, N. M. Peres, and A. K. Geim, Fine structure constant defines visual transparency of graphene, *Science* **320**, 1308 (2008).
- [47] T. Ohta, A. Bostwick, T. Seyller, K. Horn, and E. Rotenberg, Controlling the electronic structure of bilayer graphene, *Science* **313**, 951 (2006).
- [48] H. Min, B. Sahu, S. K. Banerjee, and A. MacDonald, Ab initio theory of gate induced gaps in graphene bilayers, *Phys. Rev. B* **75**, 155115 (2007).
- [49] E. McCann and M. Koshino, The electronic properties of bilayer graphene, *Rep. Prog. Phys.* **76**, 056503 (2013).
- [50] M. Kang, L. Ye, S. Fang, J.-S. You, A. Levitan, M. Han, J. I. Facio, C. Jozwiak, A. Bostwick, E. Rotenberg, *et al.*, Dirac fermions and flat bands in the ideal kagome metal FeSn, *Nat. Mater.* **19**, 163 (2020).
- [51] M. Han, H. Inoue, S. Fang, C. John, L. Ye, M. K. Chan, D. Graf, T. Suzuki, M. P. Ghimire, W. J. Cho, *et al.*, Evidence of two-dimensional flat band at the surface of antiferromagnetic kagome metal FeSn, *Nat. Commun.* **12**, 5345 (2021).
- [52] Z. Sun, H. Zhou, C. Wang, S. Kumar, D. Geng, S. Yue, X. Han, Y. Haraguchi, K. Shimada, P. Cheng, *et al.*, Observation of topological flat bands in the kagome semiconductor Nb<sub>3</sub>Cl<sub>8</sub>, *Nano Lett.* **22**, 4596 (2022).
- [53] J. H. Lee, G. W. Kim, I. Song, Y. Kim, Y. Lee, S. J. Yoo, D.-Y. Cho, J.-W. Rhim, J. Jung, G. Kim, *et al.*, Atomically thin two-dimensional kagome flat band on the silicon surface, *ACS nano* **18**, 25535 (2024).
- [54] J. Jung, H. Lim, and B.-J. Yang, Quantum geometry and landau levels of quadratic band crossings, *Phys. Rev. B* **109**, 035134 (2024).
- [55] J.-W. Rhim and B.-J. Yang, Classification of flat bands according to the band-crossing singularity of Bloch wave functions, *Phys. Rev. B* **99**, 045107 (2019).
- [56] N. Nagaosa, J. Sinova, S. Onoda, A. H. MacDonald, and N. P. Ong, Anomalous Hall effect, *Rev. Mod. Phys.* **82**, 1539 (2010).
- [57] Y. Hwang, J. Jung, J.-W. Rhim, and B.-J. Yang, Wave-function geometry of band crossing points in two dimensions, *Phys. Rev. B* **103**, L241102 (2021).
- [58] W. J. Jankowski, A. S. Morris, A. Bouhon, F. N. Ünal, and R.-J. Slager, Optical manifestations of topological Euler class, *arXiv preprint arXiv:2311.07545* (2023).
- [59] L. Zhu, S.-S. Wang, S. Guan, Y. Liu, T. Zhang, G. Chen, and S. A. Yang, Blue phosphorene oxide: Strain-tunable quantum phase transitions and novel 2D emergent fermions, *Nano Lett.* **16**, 6548 (2016).
- [60] S.-S. Wang, Y. Liu, Z.-M. Yu, X.-L. Sheng, L. Zhu, S. Guan, and S. A. Yang, Monolayer Mg<sub>2</sub>C: Negative Poisson's ratio and unconventional two-dimensional emergent fermions, *Phys. Rev. Mater.* **2**, 104003 (2018).
- [61] S. Park, S. Kang, H. Kim, K. H. Lee, P. Kim, S. Sim, N. Lee, B. Karuppannan, J. Kim, J. Kim, K. I. Sim, M. J. Coak, Y. Noda, C.-H. Park, J. H. Kim, and J.-G. Park, Kagome van-der-waals Pd<sub>3</sub>P<sub>2</sub>S<sub>8</sub> with flat band, *Sci. Rep.* **10**, 20998 (2020).
- [62] Y. Wang, Z. Ni, L. Liu, Y. Liu, C. Cong, T. Yu, X. Wang, D. Shen, and Z. Shen, Stacking-dependent optical conductivity of bilayer graphene, *ACS Nano* **4**, 4074 (2010).

- [63] F. Yang, L. Miao, Z. F. Wang, M.-Y. Yao, F. Zhu, Y. R. Song, M.-X. Wang, J.-P. Xu, A. V. Fedorov, Z. Sun, G. B. Zhang, C. Liu, F. Liu, D. Qian, C. L. Gao, and J.-F. Jia, Spatial and energy distribution of topological edge states in single Bi(111) bilayer, *Phys. Rev. Lett.* **109**, 016801 (2012).
- [64] G. Kresse and J. Furthmüller, Efficiency of ab-initio total energy calculations for metals and semiconductors using a plane-wave basis set, *Comp. Mater. Sci.* **6**, 15 (1996).
- [65] G. Kresse and J. Furthmüller, Efficient iterative schemes for ab initio total-energy calculations using a plane-wave basis set, *Phys. Rev. B* **54**, 11169 (1996).
- [66] P. E. Blöchl, Projector augmented-wave method, *Phys. Rev. B* **50**, 17953 (1994).
- [67] J. P. Perdew, K. Burke, and M. Ernzerhof, Generalized gradient approximation made simple, *Phys. Rev. Lett.* **77**, 3865 (1996).
- [68] Q. Wang, X.-L. Qiu, C. Pei, B.-C. Gong, L. Gao, Y. Zhao, W. Cao, C. Li, S. Zhu, M. Zhang, Y. Chen, K. Liu, and Y. Qi, Superconductivity emerging from a pressurized van der waals kagome material Pd<sub>3</sub>P<sub>2</sub>S<sub>8</sub>, *New J. Phys.* **25**, 043001 (2023).
- [69] T. Nagao, J. T. Sadowski, M. Saito, S. Yaginuma, Y. Fujikawa, T. Kogure, T. Ohno, Y. Hasegawa, S. Hasegawa, and T. Sakurai, Nanofilm allotrope and phase transformation of ultrathin Bi film on Si(111)–7 × 7, *Phys. Rev. Lett.* **93**, 105501 (2004).
- [70] G. Pizzi, V. Vitale, R. Arita, S. Blügel, F. Freimuth, G. Géranton, M. Gibertini, D. Gresch, C. Johnson, T. Koretsune, J. Ibañez-Azpiroz, H. Lee, J.-M. Lihm, D. Marchand, A. Marrazzo, Y. Mokrousov, J. I. Mustafa, Y. Nohara, Y. Nomura, L. Paulatto, S. Poncé, T. Ponweiser, J. Qiao, F. Thöle, S. S. Tsirkin, M. Wierzbowska, N. Marzari, D. Vanderbilt, I. Souza, A. A. Mostofi, and J. R. Yates, Wannier90 as a community code: new features and applications, *J. Phys. Condens. Matter* **32**, 165902 (2020).

## ACKNOWLEDGMENTS

The authors thank P. Törmä for useful discussions. C.O. was supported by Q-STEP, WINGS Program, the University of Tokyo. S.-W.K. was supported by a Leverhulme Trust Early Career Fellowship (ECF-2024-052) and by a UKRI Future Leaders Fellowship [MR/V023926/1]. K.W.K was supported by the National Research Foundation of Korea (NRF) grant funded by the Korean government (MSIT) (No. 2020R1A5A1016518). B.M. was supported by a UKRI Future Leaders Fellowship [MR/V023926/1] and by the Gianna Angelopoulos Programme for Science, Technology, and Innovation. J.W.R was supported by the National Research Foundation of Korea (NRF) Grant funded by the Korean government (MSIT) (Grant nos. 2021R1A2C1010572 and 2022M3H3A1063074) and the Ministry of Education (Grant no. RS-2023-00285390). The computational resources were provided by the Cambridge Tier-2 system operated by the University of Cambridge Research Computing Service and funded by EPSRC [EP/P020259/1], by the UK National Supercomputing Service ARCHER2, for which access was obtained via the UKCP consortium

and funded by EPSRC [EP/X035891/1].

#### **COMPETING INTERESTS**

The authors declare no competing interests.