

Generic power laws in higher-dimensional lattice models with multidirectional hopping

Animesh Hazra,^{1,*} Tanmoy Chakraborty,¹ Anirban Mukherjee,^{1,2} and Punyabrata Pradhan¹

¹*Department of Physics of Complex Systems, S. N. Bose National Centre for Basic Sciences, Block-JD, Sector-III, Salt Lake, Kolkata 700106, India.*

²*Institute of Physics, Academia Sinica, Taipei 11529, Taiwan.*

We show that lattice models in $d > 1$ dimensions, with mass-conserving and multidirectional hopping dynamics, exhibit power-law correlations for generic parameter values, even *far* from phase transition point (if any). The key idea for generating the algebraic decay is the notion of *multidirectional* hopping, which means that several chunks of masses, or several particles, can hop out simultaneously from a lattice site in multiple directions, consequently breaking detailed balance. Notably, the systems we consider are described by continuous-time Markov jump processes, are diffusive, *lattice-rotation symmetric*, spatially homogeneous and thus have *no* net mass current. Using hydrodynamic and exact microscopic theory, we show that, in dimensions $d > 1$, the steady-state static density-density and “activity”-density correlations in the thermodynamic limit decay *universally* as $\sim 1/r^{(d+2)}$ at large distance $r = |\mathbf{r}|$; the strength of the power law is exactly calculated for several models and expressed in terms of the bulk-diffusion coefficient and mobility tensor. In particular, our theory explains why center-of-mass-conserving dynamics, used to model disordered *hyperuniform* state of matter, should result in generic long-ranged correlations in the systems.

Introduction.— Lattice models have played a crucial role in developing a statistical mechanics framework for systems driven out of equilibrium, particularly those having a conserved quantity (e.g., mass) [1–5]; for reviews, see [6, 7]. However, analytical studies usually rely on approximation techniques [5] and phenomenological field theories [3, 4], and exact results are relatively rare [8–11]. Despite decades of intense numerical and theoretical investigations, the precise nature of spatial structures in nonequilibrium systems lacks a good theoretical understanding [12–15]. Perhaps not surprisingly, the fact that a wide classes of previously studied conserved-mass transport processes on a periodic lattice possess “generic scale invariance” in higher dimensions is hitherto unknown (in part due to the weak strength of the power-law correlations). Indeed, the above-mentioned scenario does not quite conform to the conventional understanding of critical phenomena, where criticality is achieved at a particular point in the parameter space. It is also intriguingly connected to the idea of self-organized criticality (SOC) proposed by Bak, Tang, Wiesenfeld (BTW) [16] as an explanation for the scale-invariant structures abundant in nature. More specifically, consider, e.g., the Ising model, a paradigm for equilibrium systems with short-ranged interactions, where correlations decay algebraically only at the critical point and short-ranged elsewhere. Taking a cue from equilibrium, the prevalent view even in nonequilibrium is that “... *as for the Ising model, SOC typically exists at a critical point in the relevant parameter space.*” (see page 1 in Ref. [3]). That is, closed (and homogeneous) systems such as conserved sandpiles [3, 4], likely have a finite correlation length and are scale-invariant only at the (absorbing) phase transition point. In this paper, we however argue that, unlike in equilib-

rium, this particular scenario is atypical, and scale invariance is rather generic in nonequilibrium.

Indeed, contrary to the expectations, we show that higher-dimensional lattice models with mass-conserving and *multidirectional* hopping dynamics have power-law correlations for *generic* parameter values, even far from (above) criticality (absorbing-phase transition point, if any). We substantiate our assertion in (i) conserved mass chipping models (MCMs) – generalized versions of random average processes – involving fragmentation, diffusion and aggregation of masses [2, 17–20] and (ii) conserved sandpiles [3, 4, 8, 21–26] – the paradigm for absorbing-phase transition. All these models typically have *multidirectional* hopping, where *multiple* fragments of mass (*multiple* particles) at a lattice site hop out simultaneously in *several* directions with certain rate and thus violate detailed balance. They have been extensively studied in the past, but, to our knowledge, have never been reported to have generic scale invariance.

Using a microscopic theory, we show that, on a periodic hypercubic lattice in dimensions $d > 1$, steady-state static density-density and “activity”-density correlation functions in these systems decay, in the thermodynamic limit and at large distance $r = |\mathbf{r}|$, as a power law $\sim 1/r^\eta$ with a *universal* exponent $\eta = d+2$; in threshold-activated systems like sandpiles, local “activity” indicates whether there can be toppling of “grains” or particles at a site (“active”) or not (“inactive”). The strength of the power law is calculated exactly for several models and expressed in terms of the bulk-diffusion coefficient and the Onsager matrix (the mobility tensor). Strikingly, in models having axial bidirectional hopping of masses, the *scaled* “activity”-density and density-density (two-point) static correlation functions (connected), $C_{\mathbf{r}}^{Am} = \langle \mathcal{A}(\mathbf{0})m(\mathbf{r}) \rangle_c$ and $C_{\mathbf{r}}^{mm} = \langle m(\mathbf{0})m(\mathbf{r}) \rangle_c$, respectively, have a generic asymptotic form [see Eq. (2)]; in two

* animesh_edu@bose.res.in

dimensions, we have, for $\mathbf{r} = (x, 0)$ with x large,

$$\frac{2}{(\gamma_1 - \gamma_2)} C_{x,0}^{Am} = \frac{2D}{(\gamma_1 - \gamma_2)} C_{x,0}^{mm} \simeq \frac{6}{\pi x^4}, \quad (1)$$

where D is the bulk-diffusion coefficient and the coefficients γ 's are related to the Onsager matrix [see Eqs. (7) and (8), and Fig. (2)]. To demonstrate our arguments, the systems we investigate are arguably the simplest in the class: They are described by continuous-time Markov processes with nearest-neighbor (NN) hopping, and are closed (mass-conserving), diffusive (reflection-symmetric hopping), spatially homogeneous (translation-invariant) and ‘‘isotropic’’ (lattice-rotation-symmetric); of course, they have *no* net mass current in the steady state. Most crucially, though, they possess multidirectional hopping, which, we show, leads to *nonanalyticity* in static structure factor.

Static structure factor.— In isotropic systems far from criticality, the correlation function $C(\mathbf{r})$ for densities at two spatially points separated by position vector $\mathbf{r} \equiv \{r_\alpha\}$ on a d -dimensional space, with $\alpha = 1, 2, \dots, d$, is short-ranged. Consequently, in the thermodynamic limit, the static structure factor $S(\mathbf{q})$ – Fourier transform of correlation function $C(\mathbf{r})$ – as a function of wave-vector $\mathbf{q} \equiv \{q_\alpha\}$ is analytic and, in the leading order of small $q = |\mathbf{q}| \rightarrow 0$, $S(\mathbf{q}) \simeq S_0(\bar{\rho}) - S_1(\bar{\rho})|\mathbf{q}|^2$; here, the two coefficients $S_0(\bar{\rho})$ and $S_1(\bar{\rho})$ depend on global density $\bar{\rho} = M/L^d$ with M being total mass (conserved) in the system. However, for models having multidirectional hopping on a d -dimensional hypercubic lattice, we show that the static structure factor for small q has a generic form,

$$S(\mathbf{q}) \simeq S_0(\bar{\rho}) - S_1(\bar{\rho})|\mathbf{q}|^2 + S_2(\bar{\rho}) \frac{\sum_{\alpha=1}^d q_\alpha^4}{|\mathbf{q}|^2}, \quad (2)$$

where $S_2(\bar{\rho})$ is another density-dependent coefficient. The structure factor and the correlation functions are indeed ‘‘isotropic’’ as they still have the rotational symmetry of the lattice. However, the higher-order derivatives of the third term in the rhs of Eq. (2) (corresponding to the prefactor S_2) are nonanalytic, and results in power-law density correlations $C(\mathbf{r}) \sim \int d^d \mathbf{q} S(\mathbf{q}) e^{-i\mathbf{q} \cdot \mathbf{r}} \sim 1/r^{d+2}$ for large r .

Hydrodynamic theory.— To physically understand the dynamical origin of the nonanalyticity of the static structure factor, let us simply begin by considering a hydrodynamic theory of a *closed diffusive* system on a periodic domain, albeit out of equilibrium due to violation of detailed balance in (microscopic) configuration space; hydrodynamics is derived from microscopic dynamical calculations of the relevant transport coefficients for systems discussed later. To proceed further, we define a coarse-grained (fluctuating) density $m(\mathbf{r}, t)$ at position \mathbf{r} and time t . The density fluctuation $\delta m(\mathbf{r}, t) = m(\mathbf{r}, t) - \bar{\rho}$ around homogeneous state with global density $\bar{\rho} = \langle m(\mathbf{r}, t \rightarrow \infty) \rangle = M/L^d$, satisfy a continuity

equation (due to mass conservation),

$$\partial_t \delta m(\mathbf{r}, t) = -\nabla \cdot [\mathbf{j}^{(d)}(\mathbf{r}, t) + \mathbf{j}^{(fl)}(\mathbf{r}, t)], \quad (3)$$

where the local instantaneous current $\mathbf{j} = \mathbf{j}^{(d)} + \mathbf{j}^{(fl)}$ is decomposed into two parts, with $\mathbf{j}^{(d)}$ and $\mathbf{j}^{(fl)}$ being called diffusive and fluctuating currents, respectively. The diffusive current has the following form,

$$\mathbf{j}^{(d)}(\mathbf{r}, t) = -\nabla \mathcal{A}[m(\mathbf{r}, t)], \quad (4)$$

where $\mathcal{A}[m(\cdot)]$ is a coarse-grained fluctuating observable, a generalized ‘‘activity’’, which is typically a fast (nonconserved) variable and, in the hydrodynamic framework, can be considered ‘‘slave’’ to the local (conserved and slowly varying) density field $m(\mathbf{r}, t)$ [27]; for explicit form of the quantity \mathcal{A} , see microscopic calculations discussed in appendix. Now, considering small fluctuations $\delta m \ll \bar{\rho}$ and performing a small-gradient expansion, the diffusive current $\mathbf{j}^{(d)}(\mathbf{r}, t)$ in Eq. (4) is written in the leading order as the gradient of the density field $m(\mathbf{r}, t)$,

$$\mathbf{j}^{(d)}(\mathbf{r}, t) \simeq -D(\bar{\rho}) \nabla m(\mathbf{r}, t), \quad (5)$$

where the bulk-diffusion coefficient is given by $D(\bar{\rho}) = d\langle \mathcal{A} \rangle / d\bar{\rho}$, which is again a density-dependent (and model-specific) quantity. Now, the fluctuating current has the properties $\langle j_\alpha^{(fl)}(\mathbf{r}, t) \rangle = 0$, and its strength can be written as

$$\langle j_\alpha^{(fl)}(\mathbf{r}, t) j_\beta^{(fl)}(\mathbf{r}', t') \rangle = \Gamma^{\alpha\beta}(\mathbf{r} - \mathbf{r}', \bar{\rho}) \delta(t - t'); \quad (6)$$

where, the Onsager transport-coefficient matrix, or the mobility tensor, $\mathbf{\Gamma} \equiv \{\Gamma^{\alpha\beta}(\mathbf{r} - \mathbf{r}', \bar{\rho})\}$ represents the strength of the fluctuating current along any two directions α and β . The elements of the Onsager matrix are nonzero in general and depend on density and other model-specific parameters. As demonstrated later through microscopic calculations, we can analytically calculate the Onsager transport coefficients as in Eq. (6) for the models considered in the present work: We obtain the strength of the fluctuating (‘‘noise’’) current correlation along the same direction α ,

$$\Gamma_{\mathbf{q}}^{\alpha\alpha}(\bar{\rho}) = \gamma_0(\bar{\rho}) + \gamma_1(\bar{\rho}) \lambda(q_\alpha), \quad (7)$$

and that along two orthogonal directions $\alpha \neq \beta$,

$$\Gamma_{\mathbf{q}}^{\alpha\beta}(\bar{\rho}) = \gamma_2(\bar{\rho})(1 - e^{iq_\alpha})(1 - e^{-iq_\beta}), \quad (8)$$

where $\lambda(q_\alpha) = 2(1 - \cos q_\alpha)$. Here we have introduced a set of density-dependent coefficients γ_0 , γ_1 and γ_2 . As we show later, for unidirectional mass transfer (or, 1-particle transfer along a randomly chosen direction), the fluctuating currents along two orthogonal directions are uncorrelated, and we have the following form of $\Gamma^{\alpha\beta} = \gamma_0(\bar{\rho}) \delta_{\alpha,\beta} \delta(\mathbf{r} - \mathbf{r}')$. However, this particular form of $\Gamma^{\alpha\beta}(\mathbf{r} - \mathbf{r}')$ is not valid for multi-directional hopping of masses, where cross-correlations between currents along two orthogonal directions appear in general.

Structure factor.— Now, taking Fourier transform of the both sides of Eq. (3) and using Eq. (5), we obtain

$$\delta m(\mathbf{q}, t) = \sum_{\alpha} \int_0^t dt' e^{-D\omega(\mathbf{q})(t-t')} (1 - e^{-iq_{\alpha}}) j_{\alpha}^{(fl)}(\mathbf{q}, t'), \quad (9)$$

where $\delta m(\mathbf{q}, t)$ and $\omega(\mathbf{q}) = \sum_{\alpha} \lambda(q_{\alpha})$ are the Fourier transforms of excess density $\delta m(\mathbf{r}, t)$ and eigenvalue of the (discrete) Laplacian operator, respectively. Equation (9) leads to the dynamic structure factor $S(\mathbf{q}, t) = L^{-d} \langle |\delta m(\mathbf{q}, t)|^2 \rangle$,

$$S(\mathbf{q}, t) = \sum_{\alpha, \beta} (1 - e^{-2D\omega(\mathbf{q})t}) \frac{(1 - e^{-iq_{\alpha}})(1 - e^{iq_{\beta}}) \Gamma_{\mathbf{q}}^{\alpha\beta}}{2D\omega(\mathbf{q})}, \quad (10)$$

and the static structure factor (by taking $t \rightarrow \infty$),

$$S(\mathbf{q}) = \frac{1}{2D\omega(\mathbf{q})} \sum_{\alpha, \beta} (1 - e^{-iq_{\alpha}})(1 - e^{iq_{\beta}}) \Gamma_{\mathbf{q}}^{\alpha\beta} \equiv \frac{\mathcal{B}(\mathbf{q})}{2D\omega(\mathbf{q})}, \quad (11)$$

where we construct a scalar quantity out of the Onsager matrix or the mobility tensor,

$$\mathcal{B}(\mathbf{q}) = \sum_{\alpha, \beta} (1 - e^{-iq_{\alpha}})(1 - e^{iq_{\beta}}) \Gamma_{\mathbf{q}}^{\alpha\beta}. \quad (12)$$

Now, using Eqs. (7) and (8), we explicitly obtain

$$\mathcal{B}(\mathbf{q}) = \omega(\mathbf{q}) \left[\gamma_0 + \gamma_2 \sum_{\alpha} \lambda(q_{\alpha}) + (\gamma_1 - \gamma_2) \frac{\sum_{\alpha} \lambda^2(q_{\alpha})}{\sum_{\alpha} \lambda(q_{\alpha})} \right]. \quad (13)$$

as a function of \mathbf{q} . Comparing Eqs. (2), (11) and (13), we have $S_0 = \gamma_0/2D$, $S_1 = -\gamma_2/2D$ and $S_2 = (\gamma_1 - \gamma_2)/2D$; the coefficients γ 's can be calculated exactly for all models (in terms of the activity for sandpiles; see appendix). We now see that, as $\mathbf{q} \rightarrow \mathbf{0}$, the static structure factor $S(\mathbf{q})$ can be written in a form given in Eq. (2). Importantly, the third term (i.e., its higher-order derivatives) in Eq. (2), corresponding to the coefficient S_2 , is non-analytic. From the above equation (13), we find that the case with $\gamma_1 \neq \gamma_2$ corresponds to nonzero coefficient $S_2 \neq 0$ in Eq. (2) and thus to correlations that exhibit a power-law behavior; otherwise, $S_2 = 0$ and the correlations are short-ranged. Moreover, even if detailed balance is violated in the bulk for several models studied later (MCMs and sandpiles), Eq. (11) provides a fluctuation-dissipation relation, connecting the structure factor, density relaxation and current fluctuation in the systems.

Correlation functions.— Now, using Eqs. (4) and (5) and then taking inverse Fourier transform of Eq. (11), we find that the static two-point density-density and activity-density correlation functions, $C^{mm}(\mathbf{r}) =$

$\langle \delta m(\mathbf{r}) \delta m(\mathbf{0}) \rangle$ and $C^{Am}(\mathbf{r}) = \langle \delta \mathcal{A}(\mathbf{r}) \delta m(\mathbf{0}) \rangle$, respectively, in the real space satisfy a Poisson equation,

$$2\nabla^2 C^{Am}(\mathbf{r}) + B(\mathbf{r}) = 0; \quad 2D\nabla^2 C^{mm}(\mathbf{r}) + B(\mathbf{r}) = 0, \quad (14)$$

where $B(\mathbf{r})$, the inverse Fourier transform of $\mathcal{B}(\mathbf{q})$, can be thought of as a charge distribution in an electrostatic problem. Also, from mass conservation and rotation symmetry, we have $\int B(\mathbf{r}) d\mathbf{r} = 0$ and $\int \mathbf{r} B(\mathbf{r}) d\mathbf{r} = 0$ (analogous to quadrupole charge distribution). Note that the first equation involving activity-density correlation is exact for both MCMs and sandpiles (in *active* phase). However, to arrive at the second equation of (14), we used $\nabla C^{Am}(\mathbf{r}) = \langle \nabla \delta \mathcal{A}(\mathbf{r}) \delta m(\mathbf{0}) \rangle \simeq D(\bar{\rho}) \langle \nabla \delta m(\mathbf{r}) \delta m(\mathbf{0}) \rangle = D(\bar{\rho}) \nabla C^{mm}(\mathbf{r})$. Also, in all models considered here, the fluctuating-current correlation function $\Gamma^{\alpha\beta}(\mathbf{r})$ is calculated exactly from the infinitesimal-time microscopic dynamics of currents and masses at two different space points with spatial separation $r = |\mathbf{r}|$ (see appendix, for details). As shown later, $B(\mathbf{r})$ is directly related to $\Gamma^{\alpha\beta}(\mathbf{r})$ through a fluctuation-response relation. Also, it is worth mentioning that, although the (diagonal) quadrupole moments of $B(\mathbf{r})$ are nonzero in these models, they are all equal due to the isotropic nature of the systems. Consequently, the $1/r^{(d+2)}$ power laws we observe are generated by higher-order moments, not quadrupole ones.

Finally, using Eq. (11), we obtain the density-density and activity-density correlation function essentially from the inverse Fourier transform of the structure factor $S(\mathbf{q})$,

$$C^{Am}(\mathbf{r}) = \frac{1}{(2\pi)^d} \int_{BZ} d^d \mathbf{q} e^{-i\mathbf{q} \cdot \mathbf{r}} \frac{\mathcal{B}(\mathbf{q})}{2\omega(\mathbf{q})}, \quad (15a)$$

$$C^{mm}(\mathbf{r}) = \frac{1}{(2\pi)^d} \int_{BZ} d^d \mathbf{q} e^{-i\mathbf{q} \cdot \mathbf{r}} \frac{\mathcal{B}(\mathbf{q})}{2D\omega(\mathbf{q})}, \quad (15b)$$

where integration is done over first Brillouin zone (BZ). In particular, in two dimensions and for large distance $|\mathbf{r}|$, the scaled activity-mass and mass-mass correlations functions, respectively, are given by

$$\frac{2}{(\gamma_1 - \gamma_2)} C_{x,y}^{Am} = \frac{2D}{(\gamma_1 - \gamma_2)} C_{x,y}^{mm} \simeq \frac{6(x^4 - 6x^2y^2 + y^4)}{\pi(x^2 + y^2)^4}. \quad (16)$$

Thus, the scaled correlation functions, say along x -axis, is obtained by putting $y = 0$ in Eq. (16),

$$\frac{2}{(\gamma_1 - \gamma_2)} C_{x,0}^{Am} = \frac{2D}{(\gamma_1 - \gamma_2)} C_{x,0}^{mm} \simeq \frac{6}{\pi x^4}. \quad (17)$$

To illustrate various possible scenarios, we consider a broad class of microscopic models studied in the literature: (i) Symmetric simple exclusion processes (SSEPs) [11] – a *single* particle hops to a randomly chosen nearest-neighbor (NN) site if the site is vacant, (ii) zero range processes (ZRP) [28] – a *single* particle hops to a randomly chosen NN site, (iii) random average

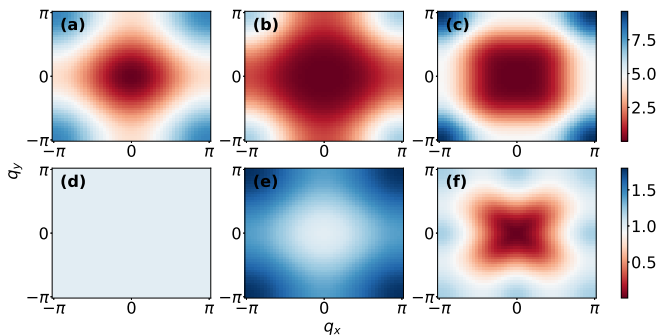


FIG. 1. In Panels (a)-(c) and (d)-(f), the quantity $\mathcal{B}(\mathbf{q})$ and scaled structure factor $2DS(\mathbf{q})$, respectively, as defined in Eq. (11), are plotted for three representative sets of the Onsager transport coefficients (equivalently, the mobility tensor γ 's as defined in Eqs. (7) and (8)). Panels (a) and (d) are for SSEP- or ZRP-like systems (delta-correlated) where $\gamma_0 \neq 0$ and $\gamma_1 = \gamma_2 = 0$. Panels (b) and (e) represent the cases where $\gamma_0 = 0$ and $\gamma_1 = \gamma_2 \neq 0$; these systems exhibit short-ranged $C(r)$. Panels (c) and (f) illustrate the cases where $\gamma_0 = 0$ and $\gamma_1 > \gamma_2 = 0$; these systems exhibit power-law $C(r) \sim 1/r^{d+2}$.

processes or mass chipping models (MCMs) [2, 17–19] – (continuous) random fractions of mass at a site hop to randomly chosen NN sites, and (iv) conserved sandpiles [25, 29] – two (or more) particles from an *active* site hop to randomly chosen NN sites; for details of the models, see appendix. Categories (ii), (iii) and (iv) have *no* hardcore constraint; also, only the categories (iii) and (iv) have *multidirectional* hopping of masses and we consider one variant of MCMs and two variants of sandpiles, which have an additional *center-of-mass conservation* (CoMC) and exhibit hyperuniformity [30]. In all cases, we analytically calculate the structure factors, which are expressed in terms of the transport coefficients γ 's (for details, see Table I in appendix). According to Eq. (13), we have the following representative scenarios.

Case 1: Unidirectional hopping, $\gamma_0 \neq 0$ and $\gamma_1 = \gamma_2 = 0$; with / without detailed balance, short-ranged $C(r)$, e.g., SSEP, ZRP, and some variants of MCMs.

Case 2: Multidirectional hopping, $\gamma_0 \neq 0$ and $\gamma_1 = \gamma_2 \neq 0$; detailed balance violated, short-ranged $C(r)$, e.g., some variants of MCMs (results not presented).

Case 3: Multidirectional hopping, $\gamma_0 \neq 0$ and $\gamma_2 \neq \gamma_1$; detailed balance violated, power-law $C(r) \sim r^{-(d+2)}$, e.g., MCM I.

Case 4: Multidirectional hopping, $\gamma_0 = 0$; hyperuniform, e.g., CoM-conserving models, short-ranged $C(r)$ for $\gamma_2 = \gamma_1$ (e.g., MCM CoMC I) and power law otherwise (e.g., MCM CoMC II, Manna model with CoMC and Oslo model; see Fig. 2).

To verify the above theoretical predictions, we perform Monte-Carlo simulations of various microscopic models in two dimensions. In panels (a)-(c) and (d)-(f) of Fig. 1, we present heat maps of the quantity $2D\mathcal{B}(\mathbf{q})$ and the scaled structure factor $2DS(\mathbf{q})$, respectively, in the two-dimensional \mathbf{q} -plane for different sets of $\gamma \equiv \{\gamma_0, \gamma_1, \gamma_2\}$ values. The non-analyticity emerges when the condition $\gamma_1 \neq \gamma_2$ is satisfied. We construct model-independent scaled density-density and activity-density correlation functions $2DC_{\mathbf{r}}^{mm}/(\gamma_1 - \gamma_2)$ and $2C_{\mathbf{r}}^{Am}/(\gamma_1 - \gamma_2)$, respectively, which are plotted as a function of spatial distance $\mathbf{r} = (x, 0)$ in panels (a) and (b) of Fig. 2. We take a global density $\bar{\rho} = 4.0$ far from (above) the absorbing-phase transition points (for the Manna model with CoMC and Oslo model), and a periodic system of area 250×250 . The black-dotted line in both panels illustrates that the scaled correlations exhibit a generic power-law decay, $(6/\pi)x^{-4}$ along a particular axis, say x -axis [see Eq. (17)].

Fluctuation-dissipation relation.— Interestingly, despite violation of detailed balance at microscopic scale, there exists a nonequilibrium fluctuation-dissipation (Green-Kubo) relation, analogous to the equilibrium Einstein relation. To derive the relation, we construct a scalar density-dependent transport coefficient, or simply the “mobility”, out of the mobility tensor $\Gamma^{\alpha\beta}$,

$$\begin{aligned} \chi(\bar{\rho}) &\equiv \frac{1}{2} \sum_{\alpha, \beta} \delta_{\alpha\beta} \Gamma_{\mathbf{q} \rightarrow 0}^{\alpha\beta} = \frac{1}{2} \sum_{\alpha, \beta} \sum_{\mathbf{r}} \Gamma_{\mathbf{r}}^{\alpha\beta} \quad (18) \\ &= D(\bar{\rho}) \sum_{\mathbf{r}} C_{\mathbf{r}}^{mm}(\bar{\rho}) = DS(\mathbf{q} \rightarrow 0), \end{aligned}$$

where, in the second step, we use the identity $\Gamma_{\mathbf{q} \rightarrow 0}^{\alpha\beta} = 0$ for $\alpha \neq \beta$ from Eq. (8). In other words, using Eq. (2), we have an exact relationship between the mobility, bulk-diffusion coefficient and scaled mass fluctuation, $\chi(\bar{\rho}) = DS_0(\bar{\rho})$, an Einstein relation for nonequilibrium models studied here.

Concluding remarks.— We show that conserved-mass transport processes with *multidirectional* (otherwise symmetric, and thus diffusive) hopping of masses on a *higher-dimensional* lattice have power-law correlations for generic parameter values ($\gamma_1 \neq \gamma_2$); however, in special cases ($\gamma_1 = \gamma_2$, $S_2 = 0$), correlations can be short-ranged too. The systems we consider in this paper are isotropic (lattice-rotation symmetric), homogeneous, but they violate detailed balance (they have no mass current though). In particular, our theory explains why center-of-mass-conserving dynamics with axial bidirectional (opposite) hopping of masses generically leads to long-ranged correlations, which manifest into a remarkable state of (nonequilibrium) disordered matter, called *hyperuniformity* [31, 32]. In that case, we have $\gamma_0 = \gamma_2 = 0$ in Eq. (13), but the coefficient of the *nonanalytic* term in static structure factor is nonzero ($S_2 \neq 0$); so we have anomalously suppressed long-wavelength density fluctuations $S(\mathbf{q} \rightarrow 0) = 0$ (hyperuniformity) and long-ranged correlations at the same time.

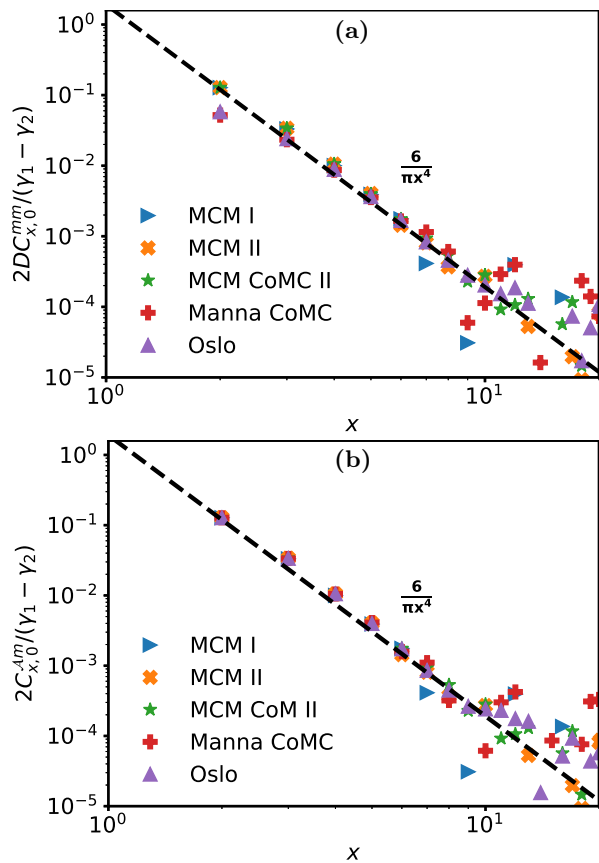


FIG. 2. *Panel (a)*: Steady-state scaled density-density correlation function, $2DC_{x,0}^{mm}/(\gamma_1 - \gamma_2)$, is plotted as a function of axial distance x . *Panel (b)*: Scaled activity-density correlation function, $2C_{x,0}^{Am}/(\gamma_1 - \gamma_2)$, as a function of axial distance x is plotted for the Oslo model [25] and Manna model with CoMC [31]; here $D = a'(\bar{\rho})/2$, $\gamma_1(\bar{\rho})$ and $\gamma_2(\bar{\rho})$ all depend on global density $\bar{\rho}$, where $a(\bar{\rho})$ is the density-dependent activity – the “order parameter” for conserved sandpiles [3]. In mass chipping models (MCMs) [19], D is independent of density. Theory (black dotted line) predicts a generic power law $(6/\pi)x^{-4}$ [Eq. (1)]. In simulations, we take a periodic 250×250 square lattice and global density $\bar{\rho} = 4.0$ (far from criticality for the Manna and Oslo models).

In open current-carrying systems, e.g., in the presence of a temperature or density gradient (therefore, anisotropic) [33–36], long-ranged correlations are rather the rule [1, 37–40] (in equilibrium, apart from the critical state, continuous-symmetry-broken ordered phase can also have long-ranged correlations [41]). But, in closed systems, is violation of detailed balance sufficient to generate power laws even on a lattice, which has more restricted symmetry than that in a continuum? The answer to this question is not quite obvious. Previously, it has been explained why correlations in closed *anisotropic* systems have $1/r^d$ decay [42–47]. Later, an approximate kinetic theory was used to illustrate that an isotropic lattice model too can exhibit algebraic decay, albeit a faster one $1/r^{d+2}$ [48]. However, a detailed characterization of the class of microscopic dynamics for which such decays occur is lacking, perhaps explaining why it was not realized before that a wide variety of (“isotropic”) previously studied lattice models indeed have generic scale invariance in higher dimensions, even far from a phase transition point (if any). In this scenario, we elucidate, in terms of the Onsager transport coefficients, the precise dynamical origin of such power laws, that crucially require *multidirectional* hopping dynamics to violate detailed balance and thus generate algebraic decay. From a general perspective, our findings could shed light on why power laws are so ubiquitous in nature [16] – the question posed by Bak, Tang, and Wiesenfeld in their seminal paper more than three decades ago.

Acknowledgement.— We thank Deepak Dhar and Christian Maes for useful discussion and their insightful comments on the manuscript. We also thank Dhiraj Tapadar for discussion.

Appendix A: Microscopic models

We consider a wide class of models, with and *without* detailed balance, having mass-conserving dynamics with symmetric hopping (thus exhibiting diffusive relaxation on large spatio-temporal scale). We consider both unidirectional and multidirectional hopping; also, some of the models we consider have an additional center-of-mass conservation (CoMC), i.e., where both mass and center of mass (CoM) are conserved. The models are defined on a d -dimensional periodic hypercubic lattice of volume $V = L^d$ and evolve through a continuous-time Markov dynamics (Markov jump processes) as described below. For simplicity, we define the models in two dimensions, and generalization to higher dimensions is straightforward.

1. 1-particle (unidirectional) hopping of masses

In this class of models, a *single* particle hops out of a site (i, j) with rate $u(i, j)$, which depends on the amount of mass at that site; the particle is then attempted to get transferred to one of its nearest neighbors with equal probability ($1/2d$ on a d -dimensional square lattice) and the move is accepted depending on if there is any hardcore constraint. For example, consider symmetric simple exclusion process (SSEP) having hardcore exclusion [11], where $u(i, j) = m(i, j)$ and the occupation variable $m(i, j) \in \{0, 1\}$ takes value 1 (occupied) or 0 (vacant); an attempted particle transfer is accepted, if the destination site is vacant. In the case of zero-range process (ZRP) having unbounded occupation [28], we have $u(i, j) = 1 + b/m(i, j)$, where mass $m(i, j) \in \{0, 1, 2, \dots\}$ at a site can take any nonnegative integer value and $b \geq 0$ is a constant parameter.

2. Multidirectional hopping of masses

(A) Mass chipping models (MCMs): In these models [19], a site (i, j) is updated with unit rate as following. The site retains a constant fraction ζ of its mass $m(i, j) \geq 0$, while the remaining mass is randomly fragmented and redistributed among its neighbors. In first variant of MCM, called here *MCM I*, the remaining mass is fragmented into four random parts, $\tilde{\zeta}m(i, j)\xi^+\xi_x^+$, $\tilde{\zeta}m(i, j)\xi^+\xi_x^-$, $\tilde{\zeta}m(i, j)\xi^-\xi_y^+$ and $\tilde{\zeta}m(i, j)\xi^-\xi_y^-$ and coalesces to four nearest neighbors $(i + 1, j)$, $(i - 1, j)$, $(i, j + 1)$ and $(i, j - 1)$, respectively. In second variant of MCM, called *MCM II*, the chipped-off mass is randomly fragmented into two parts, $\tilde{\zeta}m(i, j)\xi^+$ and $\tilde{\zeta}m(i, j)\xi^-$, and then coalesces with either the nearest neighbors in the x -direction, $(i + 1, j)$ and $(i - 1, j)$, or with the nearest neighbors in the y -direction, $(i, j + 1)$ and $(i, j - 1)$, respectively with equal probability. Here, $\tilde{\zeta} = 1 - \zeta$ (a constant) and $\xi^+ = (1 - \xi^-) \in (0, 1)$ are the random variables drawn from a uniform distribution with mean μ_1 and variance μ_2 . It can be shown that both MCM I and II have power-law correlations (see Table 1 in appendix).

To understand the role of an additional conservation law, one can think of a variant of MCM I, which, in addition to mass conservation, can also have a center-of-mass conservation (CoMC), where a random fraction of the mass is retained $\xi m(i, j)$, and the remaining fraction is split into four *equal* parts, each of which is then redistributed to each of the four nearest-neighbor sites; we call this CoM-conserving variant as *MCM CoMC I*. In another variant of MCM II with CoMC, simply called *MCM CoMC II*, the chipped-off mass is divided into two equal parts, which are transferred in the opposite directions along either x -direction or y -direction, chosen with equal probability. While MCM CoMC I has short-ranged correlations (data not presented here), MCM CoMC II has power law correlations (see Fig. 2 and Table 1 in appendix).

(B) Sandpiles with center-of-mass conservation (CoMC): We consider two variants of sandpiles (both with CoMC) – the Oslo [25] and Manna [29, 31] models, which have been extensively studied in the literature. In the Oslo model [25], an active site with mass $m(i, j) \geq m^*(i, j)$ greater than or equal to a threshold value topples with unit rate: Two particles *simultaneously* hop out, with one particle transferred to one its nearest neighbors along a randomly chosen axis, either $(i \pm 1, j)$ or $(i, j \pm 1)$, i.e., axial transfer in opposite directions. Here, $m^*(i, j)$ is a random variable that takes the value 2 or 3, and after each toppling, $m^*(i, j)$ is reset randomly. The only difference between the Oslo model and the Manna model with CoMC [31] is that, in the latter model, $m^*(i, j) = 2$ is fixed, but, in the Oslo model, $m^*(i, j) \in [2, 3]$ is chosen randomly during a toppling event. Both the Oslo model and Manna model with CoMC have power-law correlations (see Fig. 2 in the main text and Table 1 in appendix).

Appendix B: Activity and density correlations in d dimensions

Let us consider a class of microscopic models with nearest-neighbor (for simplicity) and multidirectional hopping of masses. During an infinitesimal time interval $(t, t + dt)$, mass at a site \mathbf{r} loses some fraction of the original mass, $\delta m_0(\mathbf{r}, t)$, with rate $a(\mathbf{r}, t)$ and gains some amount of mass $\delta m_\alpha(\mathbf{r} \pm \hat{e}_\alpha)$ with rate $a(\mathbf{r} \pm \hat{e}_\alpha, t)$ from a nearest-neighbor site $\mathbf{r} \pm \hat{e}_\alpha$ [e.g., $\alpha \in (x, y)$ for a $d = 2$ -dimensional square lattice]. Then, the time-evolution equation for density can be written as

$$\begin{aligned} \partial_t \langle m(\mathbf{r}, t) \rangle &= - \langle \delta m_0(\mathbf{r}, t) a(\mathbf{r}, t) \rangle \\ &+ \sum_{\alpha=1}^d \langle \delta m_\alpha(\mathbf{r} \pm \hat{e}_\alpha, t) a(\mathbf{r} \pm \hat{e}_\alpha, t) \rangle, \end{aligned} \quad (\text{B1})$$

where the *indicator function* $a(\mathbf{r}, t) = \theta_{\mathbf{r}}(m(\mathbf{r}, t) - m^*)$ denotes whether the site \mathbf{r} is active. For MCMs, $m^* = 0$ and $a(\mathbf{r}, t) = 1$ at all times. For conserved sandpiles, m^* is called threshold height and takes nonzero integer value(s),

depending on the details of the models. That is, if $m(\mathbf{r}) \geq m^*$, $a(\mathbf{r}, t) = 1$, otherwise it is zero. Provided that a site is updated with unit rate, $a(\mathbf{r}, t)$ can essentially be thought of as the (instantaneous) rate with which mass transfer occurs at site \mathbf{r} and time t . The steady-state average of local activity $a(\mathbf{r}, t)$ depends on global density $\bar{\rho}$, i.e., $\langle a \rangle = a(\bar{\rho})$, but it is independent of position \mathbf{r} for the translation-invariant systems considered in the present work. Also, e.g., for MCM II, the following two quantities – mass loss $\delta m_0(\mathbf{r}, t)$ from site \mathbf{r} and mass gain $\delta m_\alpha(\mathbf{r} \pm \hat{e}_\alpha, t)$ from site $\mathbf{r} \pm \hat{e}_\alpha$ – are given by $\tilde{\zeta}m(\mathbf{r}, t)$ and $\xi^\mp(\mathbf{r} \pm \hat{e}_\alpha, t)\tilde{\zeta}m(\mathbf{r} \pm \hat{e}_\alpha, t)$, respectively; in conserved sandpiles with 2-particle hopping, the corresponding particle (mass) loss and gain are given by 2 and 1 for the Manna and Oslo models, respectively.

Now we define a stochastic variable, called generalized ‘‘activity’’, as given below:

$$\mathcal{A}(\mathbf{r}, t) \equiv \frac{1}{2d} \delta m_0(\mathbf{r}, t) a(\mathbf{r}, t), \quad (\text{B2})$$

which is activity $a(\mathbf{r}, t)$ weighted by chipped-off mass $\delta m_0(\mathbf{r}, t)$. For ‘‘gradient’’-type models [1], we have $\langle \mathcal{A}(\mathbf{r}, t) \rangle = \langle \delta m_\alpha(\mathbf{r} \pm \hat{e}_\alpha, t) a(\mathbf{r} \pm \hat{e}_\alpha, t) \rangle$. Now, we use the gradient property as in Eq. (B1) to obtain the time-evolution equation for density field $\rho(\mathbf{r}, t) = \langle m(\mathbf{r}, t) \rangle$,

$$\partial_t \rho(\mathbf{r}, t) = \nabla^2 \langle \mathcal{A}(\mathbf{r}, t) \rangle = -\nabla \cdot \langle \mathbf{j}^{(d)}(\mathbf{r}, t) \rangle, \quad (\text{B3})$$

where we define local diffusive current as $\langle \mathbf{j}^{(d)}(\mathbf{r}, t) \rangle = -\nabla \langle \mathcal{A}(\rho(\mathbf{r}, t)) \rangle$. As mentioned in Eq. (4) of the main text, the above equation is the Fick’s law for the models considered in the present work; also, in the above equation, we have defined a discrete Laplacian operator as

$$\nabla^2 \mathcal{A}(\mathbf{r}, t) \equiv \sum_{\alpha=1}^d \mathcal{A}(\mathbf{r} \pm \hat{e}_\alpha, t) - 2d\mathcal{A}(\mathbf{r}, t). \quad (\text{B4})$$

The time-evolution equation for equal-time density correlation function $C^{mm}(\mathbf{r}_1, \mathbf{r}_2, t) = \langle \delta m(\mathbf{r}_1, t) \delta m(\mathbf{r}_2, t) \rangle$, with $\delta m(\mathbf{r}, t) = m(\mathbf{r}, t) - \bar{\rho}$, can be written as

$$\partial_t C^{mm}(\mathbf{r}_1, \mathbf{r}_2, t) = \nabla_{\mathbf{r}_1}^2 \langle \mathcal{A}(\mathbf{r}_1, t) m(\mathbf{r}_2, t) \rangle_c + \nabla_{\mathbf{r}_2}^2 \langle m(\mathbf{r}_1, t) \mathcal{A}(\mathbf{r}_2, t) \rangle_c + B(\mathbf{r}_1, \mathbf{r}_2). \quad (\text{B5})$$

Since the correlation functions are dependent on relative position vector $\mathbf{r} = \mathbf{r}_2 - \mathbf{r}_1$, we have

$$\partial_t C^{mm}(\mathbf{r}, t) = 2\nabla^2 C^{Am}(\mathbf{r}, t) + B(\mathbf{r}), \quad (\text{B6})$$

where the quantity $B(\mathbf{r})$ is a model-specific source term and is strictly short-ranged for models having nearest-neighbor hopping of masses; see the schematic presentation of $B(\mathbf{r})$ in Fig 3 and Eq. B18 in the appendix.

Correlation functions on a two-dimensional square lattice.– The power-law behavior comes from the nonanalytical behavior of higher-order derivatives of the structure factor (see the third term, Eq. (16) in the main text, for the case $\gamma_1 \neq \gamma_2$). For simplicity, here we consider the two-dimensional models. The large-scale asymptotic behavior of scaled activity-mass correlation $2C_{\mathbf{r}}^{Am}/(\gamma_1 - \gamma_2)$ or the scaled mass-correlation, $2DC_{\mathbf{r}}^{mm}/(\gamma_1 - \gamma_2)$ can be written as

$$\frac{2}{(\gamma_1 - \gamma_2)} C_{x,y}^{Am} = \frac{2D}{(\gamma_1 - \gamma_2)} C_{x,y}^{mm} = \frac{1}{(2\pi)^2} \int_{BZ} \frac{\lambda^2(q_x) + \lambda^2(q_y)}{\lambda(q_x) + \lambda(q_y)} e^{-i\mathbf{q} \cdot \mathbf{r}} d^2\mathbf{q}. \quad (\text{B7})$$

Using the approximation $\lambda(q_\alpha) \simeq q_\alpha^2$ with $\alpha \in [x, y]$, and then evaluating the integral in the large-distance limit, we obtain the explicit form of scaled correlation as shown in Eq. (16).

1. Microscopic calculation of $B(\mathbf{r})$ for MCM II

Mass update rules.– We consider a Markovian jump process, a variant of mass chipping (fragmentation) and aggregation models (also known as random average processes) [2, 17, 19], called the mass chipping model (MCM) II. The infinitesimal-time evolution equation of local mass can be written as

$$m(\mathbf{r}, t + dt) = \begin{cases} \text{events} & \text{probabilities} \\ m(\mathbf{r}, t) - \tilde{\zeta}m(\mathbf{r}, t) & dt \\ m(\mathbf{r}, t) + \sum_{\alpha} \tilde{\zeta} \xi^\mp(\mathbf{r} \pm \hat{e}_\alpha) m(\mathbf{r} \pm \hat{e}_\alpha, t) & dt/2 \\ m(\mathbf{r}, t) & (1 - 3dt), \end{cases} \quad (\text{B8})$$

where $\xi^+(\mathbf{r}) = 1 - \xi^-(\mathbf{r})$ with $\xi^-(\mathbf{r}) \in [0, 1]$ is an identical independent random variable which is drawn from a uniform distribution. Using the above update rule, we can write the mass evolution equation as

$$\partial_t \langle m(\mathbf{r}, t) \rangle = D(\tilde{\zeta}) \langle [-4m(\mathbf{r}, t) + \sum_{\alpha \in \{x, y\}} m(\mathbf{r} \pm \hat{e}_\alpha)] \rangle, \quad (\text{B9})$$

where $D(\tilde{\zeta}) = \tilde{\zeta} \mu_1 / 2$ is the bulk-diffusion constant of this model with $\mu_1 = \langle \xi_\alpha^+ \rangle = \langle \xi_\alpha^- \rangle = 1/2$.

Update rules for density correlations. – The microscopic update rule for the two-point mass-mass correlation is given as:

$$m(\mathbf{r}, t + dt)m(0, t + dt) = \begin{array}{ll} \begin{array}{l} \mathbf{events} \\ m(\mathbf{r}, t)m(0, t) + \tilde{\zeta}[\sum_{\alpha} \xi^{\mp}(\mathbf{r} \pm \hat{e}_\alpha)m(\mathbf{r} \pm \hat{e}_\alpha, t) - m(\mathbf{r}, t)m(0, t)] \\ m(\mathbf{r}, t)m(0, t) + \tilde{\zeta}m(\mathbf{r}, t)[\sum_{\alpha} \xi^{\mp}(\pm \hat{e}_\alpha)m(\pm \hat{e}_\alpha, t) - m(0, t)] \\ m(\mathbf{r}, t)m(0, t) + \tilde{\zeta}^2[2m^2(\mathbf{r}, t) + \sum_{\alpha} \{\xi^{\pm}(\mathbf{r} \pm \hat{e}_\alpha)m(\mathbf{r} \pm \hat{e}_\alpha)\}^2] \\ m(\mathbf{r}, t)m(0, t) - \tilde{\zeta}^2[\xi^{\pm}(\mathbf{r})m^2(\mathbf{r}, t) + \xi^{\mp}(\mathbf{r} \pm \hat{e}_x)m(\mathbf{r} \pm \hat{e}_x)] \\ m(\mathbf{r}, t)m(0, t) + \tilde{\zeta}^2\xi^+(\mathbf{r} \pm \hat{e}_x)\xi^-(\mathbf{r} \pm \hat{e}_x)m^2(\mathbf{r} \pm \hat{e}_x) \\ m(\mathbf{r}, t)m(0, t) - \tilde{\zeta}^2[\xi^{\pm}(\mathbf{r})m^2(\mathbf{r}, t) + \xi^{\mp}(\mathbf{r} \pm \hat{e}_y)m(\mathbf{r} \pm \hat{e}_y)] \\ m(\mathbf{r}, t)m(0, t) + \tilde{\zeta}^2\xi^+(\mathbf{r} \pm \hat{e}_y)\xi^-(\mathbf{r} \pm \hat{e}_y)m^2(\mathbf{r} \pm \hat{e}_y) \\ m(\mathbf{r}, t)m(0, t) \end{array} & \begin{array}{l} \mathbf{probabilities} \\ \frac{dt}{2} \\ \frac{dt}{2} \\ \frac{dt}{2}\delta(\mathbf{r}) \\ \frac{dt}{2}\delta(\mathbf{r} \mp \hat{e}_x) \\ \frac{dt}{2}\delta(\mathbf{r} \mp 2\hat{e}_x) \\ \frac{dt}{2}\delta(\mathbf{r} \mp \hat{e}_y) \\ \frac{dt}{2}\delta(\mathbf{r} \mp 2\hat{e}_y) \\ 1 - \Xi dt, \end{array} \end{array} \quad (\text{B10})$$

where $\Xi = (1 + \sum_{s=-2}^2 \sum_{\alpha} \delta(\mathbf{r} \pm s\hat{e}_\alpha)) / 2$ is total exit rate. From the above update rule, we derive the time evolution equation for the density correlation as

$$\partial_t C^{mm}(\mathbf{r}, t) = 2D(\tilde{\zeta}) \nabla^2 C^{mm}(\mathbf{r}, t) B(\mathbf{r}), \quad (\text{B11})$$

where the source term

$$B(\mathbf{r}) = \frac{\tilde{\zeta}^2 \langle m^2 \rangle}{12} \left[20\delta(\mathbf{r}) + \sum_{\alpha \in \{x, y\}} \{\delta(\mathbf{r} \pm 2\hat{e}_\alpha) - 6\delta(\mathbf{r} \pm \hat{e}_\alpha)\} \right] \quad (\text{B12})$$

with second moment of mass denoted as $\langle m^2 \rangle \equiv \int m^2 \text{Prob.}[m(\mathbf{r}) = m] dm$. In steady-state, by putting $\partial_t C^{mm}(\mathbf{r}, t) = 0$ and then taking the Fourier transform of Eq. (B11), we have

$$2D\omega(\mathbf{q})S(\mathbf{q}) = \frac{\tilde{\zeta}^2 \langle m^2 \rangle}{12} \sum_{\alpha \in \{x, y\}} [2\lambda(q_\alpha) + \lambda^2(q_\alpha)], \quad (\text{B13})$$

where $S(\mathbf{q})$ is the Fourier transform of steady-state density correctional $C^{mm}(\mathbf{r}) \equiv C^{mm}(\mathbf{r}, t \rightarrow \infty)$ and rhs of the above equation is the Fourier integral of Eq. (B12). Integrating the steady-state structure factor, as mentioned in Eq. (B13), over the first Brillouin zone, we obtain:

$$C^{mm}(0) \equiv (2\pi)^{-2} \int_{BZ} S(\mathbf{q}) d\mathbf{q} = (C^{mm}(0) + \bar{\rho}^2) (2\pi)^{-2} \frac{\tilde{\zeta}^2}{24D} \int_{BZ} \frac{d\mathbf{q}}{\omega(\mathbf{q})} \sum_{\alpha \in \{x, y\}} [2\lambda(q_\alpha) + \lambda^2(q_\alpha)] \quad (\text{B14})$$

where we have used $\langle m^2 \rangle = (C^{mm}(0) + \bar{\rho}^2)$. After performing some algebraic manipulations, we do the above integral and obtain

$$C^{mm}(0) = \frac{\tilde{\zeta}(\pi + 4)\bar{\rho}^2}{3\pi - \tilde{\zeta}(\pi + 4)}. \quad (\text{B15})$$

Then we calculate the source term in equal-time mass-mass correlation as

$$B(\mathbf{r}) = \frac{\tilde{\zeta}^2 \pi \bar{\rho}^2}{4\{3\pi - \tilde{\zeta}(\pi + 4)\}} \left[20\delta(\mathbf{r}) + \sum_{\alpha \in \{x, y\}} \{\delta(\mathbf{r} \pm 2\hat{e}_\alpha) - 6\delta(\mathbf{r} \pm \hat{e}_\alpha)\} \right]. \quad (\text{B16})$$

Note that the range of $B(\mathbf{r})$ for this model, MCM II, is shown in panel (b) of Fig. 3. In Fourier space, the above equation can be expressed as

$$\mathcal{B}(\mathbf{q}) = \frac{\tilde{\zeta}^2 \pi \bar{\rho}^2}{4\{3\pi - \tilde{\zeta}(\pi + 4)\}} [2\lambda(q_\alpha) + \lambda^2(q_\alpha)]. \quad (\text{B17})$$

Notably, the above expression is a special case of Equation (12) in the main text, where $\gamma_2 = 0$. In the MCM II model, we consider axial mass transfer. However, for a more general nearest-neighbor mass transfer process, the explicit form of $B(r)$ can be obtained by taking the inverse Fourier transform of Equation (12) in the main text, leading to the general expression:

$$B(\mathbf{r}) = \left[(4\gamma_0 + 12\gamma_1 + 8\gamma_2)\delta(\mathbf{r}) - (\gamma_0 + 4\gamma_1 + 4\gamma_2) \sum_{\alpha} \delta(\mathbf{r} \pm \hat{e}_{\alpha}) + \gamma_1 \sum_{\alpha} \delta(\mathbf{r} \pm 2\hat{e}_{\alpha}) + 2\gamma_2 \delta(\mathbf{r} \pm \hat{e}_{\alpha} \pm \hat{e}_{\beta}) \right], \quad (\text{B18})$$

where the coefficients γ 's are model-dependent and vary with global density. In Figure 3, we plot the spatial range of $B(\mathbf{r})$ for different values of γ 's corresponding to various models (see Table I).

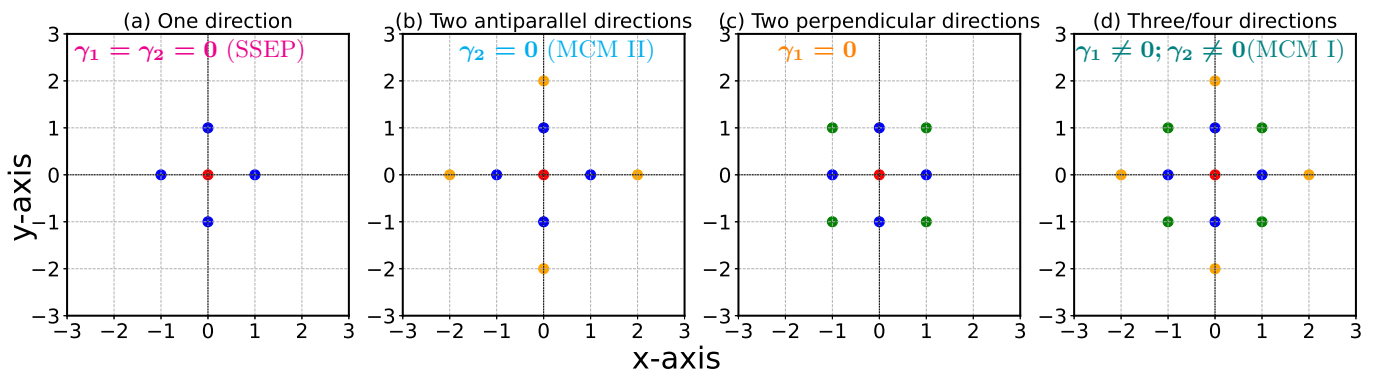


FIG. 3. Range of $B(\mathbf{r})$ for various nearest-neighbor mass-transfer rules considered in $d = 2$ dimensions in this paper. The quantity $B(\mathbf{r})$ is strictly localized in the sense that it is nonzero on a finite plaque but zero otherwise. Panels (a) (e.g., SSEP, ZRP), (b) (e.g., MCM II, Manna CoMC, Oslo), and (d) (e.g., MCM I) illustrate the range of $B(\mathbf{r})$ for different models (see Eq. (B18)). In panel (c), mass is transported along two randomly chosen perpendicular directions. The same color in each panel represents the same magnitude and sign, as the lattice reflection symmetry $B(\mathbf{r}) = B(-\mathbf{r})$ holds for the models discussed here.

Appendix C: Fluctuating current and Einstein's relation

We define the time-integrated bond current, $\mathcal{Q}_{\alpha}(\mathbf{r}, T)$, along direction α as the net mass flux along the bond between sites \mathbf{r} and $\mathbf{r} + \hat{e}_{\alpha}$ over a time interval T . Similarly, the instantaneous bond current, $j_{\alpha}(\mathbf{r}, t)$, represents the net mass flow per unit time at position \mathbf{r} and time t . That is, the time-integrated bond current up to time t along a given direction α can be written as

$$\mathcal{Q}_{\alpha}(\mathbf{r}, t) = \int_0^t dt' j_{\alpha}(\mathbf{r}, t'), \quad (\text{C1})$$

where $j_{\alpha}(\mathbf{r}, t)$ is instantaneous current. Now $j_{\alpha}(\mathbf{r}, t)$ can be decomposed into two parts - diffusive (slow or hydrodynamic) and fluctuating (fast) components,

$$j_{\alpha}(\mathbf{r}, t) = j_{\alpha}^{(d)}(\mathbf{r}, t) + j_{\alpha}^{(fl)}(\mathbf{r}, t). \quad (\text{C2})$$

The first term corresponds to the diffusive current, $j_{\alpha}^{(d)}(\mathbf{r}, t)$ while the second term represents the fluctuating current $j_{\alpha}^{(fl)}(\mathbf{r}, t)$ along α direction. Unequal-time ($t > t'$) bond current correlation in different directions α and β can be written as

$$\frac{d}{dt} C_{\mathbf{r}}^{\mathcal{Q}_{\alpha} \mathcal{Q}_{\beta}}(t, t') = C_{\mathbf{r}}^{j_{\alpha}^{(d)} \mathcal{Q}_{\beta}}(t, t'), \quad (\text{C3})$$

where we have defined dynamic correlation as $C_{\mathbf{r}}^{\mathcal{Q}_\alpha \mathcal{Q}_\beta}(t, t') = \langle \mathcal{Q}_\alpha(\mathbf{r}, t) \mathcal{Q}_\beta(\mathbf{0}, t') \rangle_c$ of two observable \mathcal{Q}_α and \mathcal{Q}_β . To solve the above equation, we require equal time current-current correlation, which satisfies the following equation:

$$\frac{d}{dt} C_{\mathbf{r}}^{\mathcal{Q}_\alpha \mathcal{Q}_\beta}(t, t) = C_{\mathbf{r}}^{j_\alpha^{(d)} \mathcal{Q}_\beta}(t, t) + C_{\mathbf{r}}^{\mathcal{Q}_\alpha j_\beta^{(d)}}(t, t) + \Gamma_{\mathbf{r}}^{\alpha\beta}. \quad (\text{C4})$$

The first two terms of the right hand of the above equation correspond to an infinitesimal change of bond current either in α or in β directions, whereas the third term $\Gamma_{\mathbf{r}}^{\alpha\beta}$ represents the simultaneous update of current in both directions (α and β) [see Eqs. (7) and (8) in the main text]. Importantly, the source term in the above equation is directly related to fluctuating current strength, which can be written as:

$$C_{\mathbf{r}}^{j_\alpha^{(f)} j_\beta^{(f)}}(t, t') = \Gamma^{\alpha\beta}(\mathbf{r}) \delta(t - t'). \quad (\text{C5})$$

In the nearest-neighbor mass transport process considered here (see Table I), the fluctuating current strength along the same direction (say, α), denoted as $\Gamma^{\alpha\alpha}(\mathbf{r})$, is “positive” at the origin $\delta(\mathbf{r})$ and “negative” at the nearest neighbors $\mathbf{r} \pm \hat{e}_\alpha$. This leads to the following form:

$$\Gamma^{\alpha\alpha}(\mathbf{r}) = (\gamma_0 + 2\gamma_1)\delta(\mathbf{r}) - \gamma_1\delta(\mathbf{r} \pm \hat{e}_\alpha), \quad (\text{C6})$$

which has lattice reflection symmetry ($\mathbf{r} \rightarrow -\mathbf{r}$). Note that, in unidirectional mass transfer processes (e.g., SSEP), $\gamma_1 = 0$ and, in models with center-of-mass conservation, $\gamma_0 = 0$. Similarly, the fluctuating current strength $\Gamma^{\alpha\beta}(\mathbf{r})$ along two orthogonal directions α and β is nonzero if the microscopic model allows multidirectional mass flow along these directions (e.g., MCM I). Furthermore, we have calculated these dynamic correlations from microscopic dynamics, which depends only on four spatial points: \mathbf{r} , $\mathbf{r} + \hat{e}_\alpha$, $\mathbf{r} - \hat{e}_\beta$, and $\mathbf{r} + \hat{e}_\alpha - \hat{e}_\beta$. Indeed, we can explicitly write down the analytic expressions of the strength of the cross-correlation functions for the fluctuating currents (along two orthogonal directions $\alpha \neq \beta$) as given below:

$$\Gamma^{\alpha\beta}(\mathbf{r}) = \gamma_2[\delta(\mathbf{r}) - \delta(\mathbf{r} - \hat{e}_\alpha) - \delta(\mathbf{r} + \hat{e}_\beta) + \delta(\mathbf{r} - \hat{e}_\alpha + \hat{e}_\beta)]. \quad (\text{C7})$$

After taking the Fourier transform of Eqs. (C6) and (C7), we have

$$\Gamma_{\mathbf{q}}^{\alpha\alpha} = \gamma_0 + \gamma_1 \lambda(q_\alpha) \quad (\text{C8})$$

and, for $\alpha \neq \beta$,

$$\Gamma_{\mathbf{q}}^{\alpha\beta} = \gamma_2(1 - e^{iq_\alpha})(1 - e^{-iq_\beta}). \quad (\text{C9})$$

In Fig. 4, we have plotted the spatial range of fluctuating current strength along the same direction $\Gamma^{\alpha\alpha}(\mathbf{r})$ (panel (a)) and along the perpendicular direction $\Gamma^{\alpha\beta}(\mathbf{r})$ (panel (b)). In panel (c), we verify the above Eq. (C14) for three different models.

Now, we define the “scalar” mobility χ , of the system as the variance of the fluctuating current, integrated over the entire system of volume V . That is, for nearest-neighbor hopping, if δm_α amount of mass is transferred in $+\alpha$ or $-\alpha$ direction, one adds or subtracts $+\delta m_\alpha$ or $-\delta m_\alpha$, respectively, and then considers the variance of the weighted sum of total mass transferred in a time interval T . The scaled variance of the weighted sum is related to the mobility χ through the space-time-integrated currents as

$$2\chi \equiv \lim_{T \rightarrow \infty, V \rightarrow \infty} \frac{1}{VT} \left\langle \left[\sum_{\alpha, \mathbf{r}} \mathcal{Q}_\alpha(\mathbf{r}, T) \right]^2 \right\rangle = \lim_{T \rightarrow \infty, V \rightarrow \infty} \frac{1}{VT} \left\langle \left[\sum_{\alpha, \mathbf{r}} \mathcal{Q}_\alpha^{(f)}(\mathbf{r}, T) \right]^2 \right\rangle \quad (\text{C10})$$

$$= \lim_{T \rightarrow \infty, V \rightarrow \infty} \frac{1}{VT} \left\langle \sum_{\alpha, \beta, \mathbf{r}, \mathbf{r}'} \mathcal{Q}_\alpha^{(f)}(\mathbf{r}, T) \mathcal{Q}_\beta^{(f)}(\mathbf{r}', T) \right\rangle = \sum_{\alpha, \beta} \sum_{\mathbf{r}} \int_{-\infty}^{\infty} C_{\mathbf{r}}^{j_\alpha^{(f)} j_\beta^{(f)}}(t, 0) dt, \quad (\text{C11})$$

where in the first step we used that $\mathcal{Q}_\alpha = \mathcal{Q}_\alpha^{(d)} + \mathcal{Q}_\alpha^{(f)}$ and the sum over diffusive (gradient) current $\sum_{\mathbf{r}} \mathcal{Q}_\alpha^{(d)}(\mathbf{r}, T) \equiv \int dt \sum_{\mathbf{r}} j_\alpha^{(d)}(\mathbf{r}, t) = \int dt (-\sum_{\mathbf{r}} \partial_\alpha \mathcal{A}) = 0$ over a periodic domain vanishes. Note that the order of limits (of T and V) does not matter if one considers integrated current over the entire system. Using Eq. (C5) in the above equation, we have the scalar mobility,

$$2\chi = \sum_{\alpha, \beta} \sum_{\mathbf{r}} \delta_{\alpha\beta} \Gamma_{\mathbf{r}}^{\alpha\beta} = 2D \sum_{\mathbf{r}} C_{\mathbf{r}}^{mm} = 2 \sum_{\mathbf{r}} C_{\mathbf{r}}^{um}. \quad (\text{C12})$$

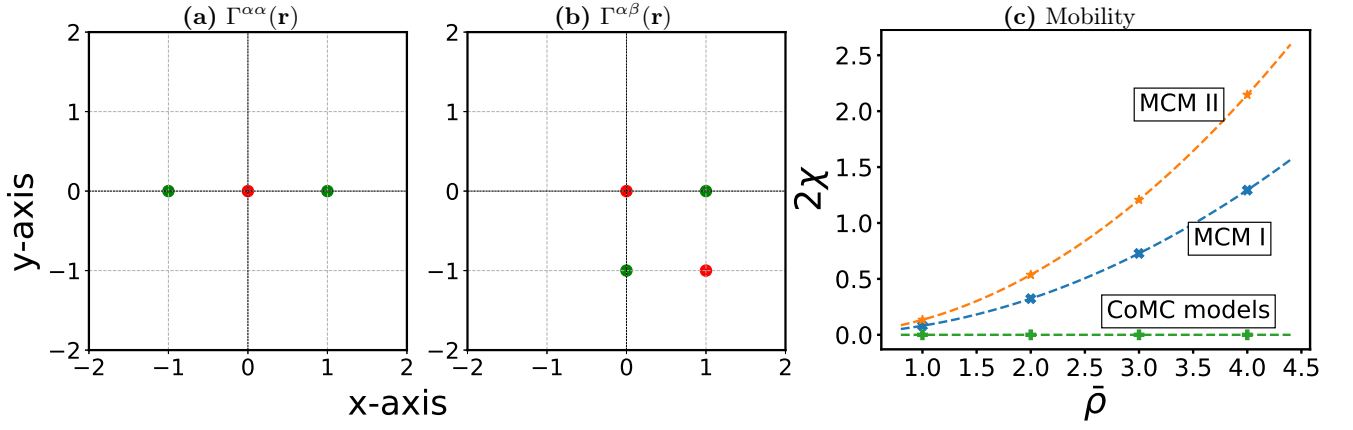


FIG. 4. The spatial range of fluctuating current strength is illustrated both along the same direction ($\alpha = x$) (panel (a)) and the perpendicular direction ($\alpha = x$ and $\beta = y$) (panel (b)) for different nearest-neighbor mass transport processes of the model in $d = 2$ considered here. In both panels (a) and (b), the same color represents the same magnitude and sign: red for positive and green for negative values. Panel (c): Space-time integrated fluctuating current have been plotted as a function of global density $\bar{\rho}$ for three different models—MCM I, MCM II, and CoMC models (e.g., MCM CoMC, Manna CoMC, and Oslo models). Points are obtained from simulations, and dotted lines are obtained from Eq. (C14) for respective models.

Note that we have an identity

$$\sum_{\mathbf{r}} \Gamma_{\mathbf{r}}^{\alpha\beta} = 0, \quad (\text{C13})$$

for $\alpha \neq \beta$, leading to the scalar mobility expressed as the sum over the Onsager transport coefficients,

$$2\chi = \sum_{\alpha} \sum_{\mathbf{r}} \Gamma_{\mathbf{r}}^{\alpha\alpha}. \quad (\text{C14})$$

1. Microscopic calculation details of the Onsager matrix $\Gamma^{\alpha\beta}(\mathbf{r})$ for MCM II

Time evolution of bond current. – The infinitesimal update rule for bond current $Q^{\alpha}(\mathbf{r}, t)$ along direction $\alpha \in \{x, y, \dots\}$ can be written as

$$Q_{\alpha}(\mathbf{r}, t + dt) = \begin{cases} \text{events} & \text{probabilities} \\ Q_{\alpha}(\mathbf{r}, t) + \tilde{\zeta} m(\mathbf{r}, t) \xi^{+}(\mathbf{r}, t) & \frac{dt}{2} \\ Q_{\alpha}(\mathbf{r}, t) - \tilde{\zeta} m(\mathbf{r} + \hat{e}_{\alpha}, t) \xi^{-}(\mathbf{r} + \hat{e}_{\alpha}, t) & \frac{dt}{2} \\ Q_{\alpha}(\mathbf{r}, t) & 1 - dt. \end{cases} \quad (\text{C15})$$

Using the above update rule, we get

$$\partial_t \langle Q_{\alpha}(\mathbf{r}, t) \rangle = D_{\alpha}(\tilde{\zeta}) \langle m(\mathbf{r}, t) - m(\mathbf{r} + \hat{e}_{\alpha}, t) \rangle. \quad (\text{C16})$$

Here, $D_{\alpha}(\tilde{\zeta}) = D(\tilde{\zeta}) = \tilde{\zeta} \mu_1 / 2$ is the bulk diffusion coefficient, which is symmetric along any direction $\alpha \in \{x, y\}$.

Time evolution of equal-time bond-current fluctuations. – The infinitesimal-time evolution equation of equal-time bond current can be written as

$$Q_{\alpha}(\mathbf{r}, t + dt) Q_{\alpha}(\mathbf{0}, t + dt) = \begin{cases} \text{events} & \text{prob.} \\ Q_{\alpha}(\mathbf{r}, t) Q_{\alpha}(\mathbf{0}, t) \pm \tilde{\zeta} \xi^{\pm}(\mathbf{r}, t) m(\mathbf{r}, t) Q_{\alpha}(\mathbf{0}, t) & \frac{dt}{2} \\ Q_{\alpha}(\mathbf{r}, t) Q_{\alpha}(\mathbf{0}, t) \pm \tilde{\zeta} \xi^{\pm}(\mathbf{0}, t) m(\mathbf{0}, t) Q_{\alpha}(\mathbf{r}, t) & \frac{dt}{2} \\ Q_{\alpha}(\mathbf{r}, t) Q_{\alpha}(\mathbf{0}, t) + \tilde{\zeta}^2 \{ \xi^{\pm}(\mathbf{r}, t) m(\mathbf{r}, t) \}^2 & \frac{dt}{2} \delta(\mathbf{r}) \\ Q_{\alpha}(\mathbf{r}, t) Q_{\alpha}(\mathbf{0}, t) - \tilde{\zeta}^2 \xi^{+}(\mathbf{r}, t) \xi^{-}(\mathbf{r}, t) m^2(\mathbf{r}, t) & \frac{dt}{2} \delta(\mathbf{r} - \hat{e}_{\alpha}) \\ Q_{\alpha}(\mathbf{r}, t) Q_{\alpha}(\mathbf{0}, t) - \tilde{\zeta}^2 \xi^{-}(\mathbf{0}, t) \xi^{+}(\mathbf{0}, t) m^2(\mathbf{0}, t) & \frac{dt}{2} \delta(\mathbf{r} + \hat{e}_{\alpha}) \\ Q_{\alpha}(\mathbf{r}, t) Q_{\alpha}(\mathbf{0}, t) & 1 - \Xi dt, \end{cases} \quad (\text{C17})$$

where $\Xi = 1 + \sum_{s=-1}^1 \sum_{\alpha} \delta(\mathbf{r} \pm s\hat{e}_{\alpha})$ is the total exit rate. Using the above update rule, we have time evolution of equal-time bond current correlation,

$$\partial_t C_{\mathbf{r}}^{\mathcal{Q}_{\alpha}\mathcal{Q}_{\alpha}}(t, t) = 2D(\tilde{\zeta})C_{\mathbf{r}}^{m\mathcal{Q}_{\alpha}}(t, t) + \Gamma^{\alpha\alpha}(\mathbf{r}), \quad (\text{C18})$$

where $C_{\mathbf{r}}^{m\mathcal{Q}_{\alpha}}(t, t) = \langle m(\mathbf{r}, t)\mathcal{Q}_{\alpha}(\mathbf{0}, t) \rangle_c$ is the equal-time dynamic mass-current correlation function and the associated source term

$$\Gamma^{\alpha\alpha}(\mathbf{r}) = \frac{\tilde{\zeta}^2 \langle m^2 \rangle}{12} [4\delta(\mathbf{r}) - \delta(\mathbf{r} - \hat{e}_{\alpha}) - \delta(\mathbf{r} + \hat{e}_{\alpha})], \quad (\text{C19})$$

which is the strength of fluctuating current-current correlation (see Eq. (C5)). Here, $\langle m^2 \rangle$ is the mass fluctuation of this model, which has been calculated in Eq. (B15). Now, we can write the infinitesimal time update rule of bond-currents correlation along α and β as

$$\mathcal{Q}_{\alpha}(\mathbf{r}, t + dt)\mathcal{Q}_{\beta}(\mathbf{0}, t + dt) = \begin{cases} \text{events} & \text{prob.} \\ \mathcal{Q}_{\alpha}(\mathbf{r}, t)\mathcal{Q}_{\beta}(\mathbf{0}, t) \pm \tilde{\zeta}\xi^{\pm}(\mathbf{r}, t)m(\mathbf{r}, t)\mathcal{Q}_{\beta}(\mathbf{0}, t) & \frac{dt}{2} \\ \mathcal{Q}_{\alpha}(\mathbf{r}, t)\mathcal{Q}_{\beta}(\mathbf{0}, t) \pm \tilde{\zeta}\xi^{\pm}(\mathbf{0}, t)m(\mathbf{0}, t)\mathcal{Q}_{\alpha}(\mathbf{r}, t) & \frac{dt}{2} \\ \mathcal{Q}_{\alpha}(\mathbf{r}, t)\mathcal{Q}_{\beta}(\mathbf{0}, t) & 1 - dt. \end{cases} \quad (\text{C20})$$

Using the above update rule, we have

$$\partial_t C_{\mathbf{r}}^{\mathcal{Q}_{\alpha}\mathcal{Q}_{\beta}}(t, t) = D(\tilde{\zeta})[C_{\mathbf{r}}^{m\mathcal{Q}_{\beta}}(t, t) + C_{\mathbf{r}}^{\mathcal{Q}_{\alpha}m}(t, t)] + \Gamma^{\alpha\beta}(\mathbf{r}), \quad (\text{C21})$$

where we have, for $\alpha \neq \beta$,

$$\Gamma^{\alpha\beta}(\mathbf{r}) = 0, \quad (\text{C22})$$

for this particular variant II of MCM. Note that the strength of cross-correlation function $\Gamma^{\alpha\beta}(\mathbf{r})$ for $\alpha \neq \beta$ involving the fluctuating current is nonzero in general, e.g., for the models where mass transfer occurs along more than two directions (e.g. MCM I). Using Eqs. (C19) and (C22) and some algebraic manipulations, we can show that

$$\sum_{\alpha, \beta} (1 - e^{-iq_{\alpha}})(1 - e^{iq_{\beta}})\Gamma_{\mathbf{q}}^{\alpha\beta} = \frac{\tilde{\zeta}^2 \pi \bar{\rho}^2}{4\{3\pi - \tilde{\zeta}(\pi + 4)\}} \sum_{\alpha \in \{x, y\}} [2\lambda(q_{\alpha}) - \lambda^2(q_{\alpha})], \quad (\text{C23})$$

which is exactly the same Eq. (B17) derived from the time evolution of equal-time mass-mass correlation. For MCM II, the above equation thus verifies the relation between fluctuating current strength and mass fluctuation, as mentioned in Eq. (11) of main text,

$$\sum_{\alpha, \beta} (1 - e^{-iq_{\alpha}})(1 - e^{iq_{\beta}})\Gamma_{\mathbf{q}}^{\alpha\beta} = \mathcal{B}(\mathbf{q}). \quad (\text{C24})$$

which was derived using a hydrodynamic theory. One can prove the above relation for other models as well (the coefficients γ 's have been tabulated in Table I).

Appendix D: Expressions for the set of coefficients $\{\gamma_0, \gamma_1, \gamma_2\}$

We have calculated Onsager matrix $\Gamma_{\mathbf{q}}^{\alpha\beta}$ and the quantity $\mathcal{B}(\mathbf{q})$ as given in Eq. (C24) from infinitesimal-time microscopic dynamical rules. In table I, we provide the expressions of the coefficients $\gamma = \{\gamma_0, \gamma_1, \gamma_2\}$ for various mass-transfer models from microscopic time-evolution equation for bond current fluctuation (for sandpiles, these coefficients are expressed in terms of the density-dependent activity $\mathbf{a}(\bar{\rho})$). The sets of three coefficients γ 's encode all the microscopic dynamical details, which can determine whether the mass-mass correlations $C_{\mathbf{r}}^{mm}$ or activity-mass correlations $C_{\mathbf{r}}^{Am}$ are power law ("PL") or short-ranged ("SR").

TABLE I. From microscopic dynamical update rules, we obtain time-evolution equations for dynamic current-current correlations and calculate the coefficients $\gamma = \{\gamma_0, \gamma_1, \gamma_2\}$, which parametrize the Onsager matrix (the mobility tensor) for a wide class of conserved-mass transport processes, both with and *without* detailed balance, studied in the literature. To be specific, here we consider only two-dimensional models. We have $\langle \mathcal{A} \rangle \equiv \mathbf{a}(\bar{\rho})$ and $\langle \mathcal{A} \rangle \equiv u(\bar{\rho})$, the activity for conserved sandpiles and the average (mass-dependent) hopping rate in the zero-range process (ZRP), respectively; both the quantities depend on the global density $\bar{\rho}$ and other parameters of the models. Also, we denote ‘‘PL’’ and ‘‘SR’’ as power-law and short-ranged behavior, respectively, of the respective correlation functions (far from the absorbing-phase transition point, if any).

Models	Hop direction	γ_0	γ_1	γ_2	Remarks
I. SSEP / ZRP (1-particle hopping)	$[\rightarrow, \leftarrow, \uparrow, \downarrow]$	$\frac{\bar{\rho}(1-\bar{\rho})}{2} / \frac{u(\bar{\rho})}{2}$	0	0	Case 1: SR
II. MCM I (4-directional hopping)	$[\uparrow\downarrow]$	$\frac{\zeta^2 \pi \bar{\rho}^2}{(9\pi - \zeta(5\pi + 2))}$	$\frac{\zeta^2 \pi \bar{\rho}^2}{2(9\pi - \zeta(5\pi + 2))}$	$\frac{3\zeta^2 \pi \bar{\rho}^2}{8(9\pi - \zeta(5\pi + 2))}$	Case 3: PL
III. MCM II (axial bidirectional hopping)	$[\leftrightarrow, \updownarrow]$	$\frac{\zeta^2 \bar{\rho}^2 \pi}{2(3\pi - \zeta(\pi + 4))}$	$\frac{\zeta^2 \bar{\rho}^2 \pi}{4(3\pi - \zeta(\pi + 4))}$	0	Case 3: PL
IV. MCM CoMC II (axial bidirectional hopping)	$[\leftrightarrow, \updownarrow]$	0	$\frac{\mu_1 \mu_2 \pi \bar{\rho}^2}{8(\pi \mu_1 - 2\mu_2)}$	0	Case 4: PL
V. Manna model CoMC [31] (2-particle hopping)	$[\leftrightarrow, \updownarrow]$	0	$\frac{\mathbf{a}(\bar{\rho})}{2}$	0	Case 4: PL
VI. Oslo model [25] (2-particle hopping, CoMC)	$[\leftrightarrow, \updownarrow]$	0	$\frac{\mathbf{a}(\bar{\rho})}{2}$	0	Case 4: PL

- [1] H. Spohn, *J. Phys. A: Math. Gen.* **16**, 4275 (1983).
[2] D. Aldous and P. Diaconis, *Probab. Theory Related Fields* **103**, 199 (1995).
[3] R. Dickman, A. Vespignani, and S. Zapperi, *Phys. Rev. E* **57**, 5095 (1998).
[4] A. Vespignani, R. Dickman, M. A. Muñoz, and S. Zapperi, *Phys. Rev. Lett.* **81**, 5676 (1998).
[5] S. N. Majumdar, S. Krishnamurthy, and M. Barma, *Phys. Rev. Lett.* **81**, 3691 (1998).
[6] T. M. Liggett, *Interacting Particle Systems* (Springer, New York, NY, USA, 1985).
[7] L. Bertini, A. De Sole, D. Gabrielli, G. Jona-Lasinio, and C. Landim, *Rev. Mod. Phys.* **87**, 593 (2015).
[8] D. Dhar, *Phys. Rev. Lett.* **64**, 1613 (1990).
[9] B. Derrida, M. R. Evans, V. Hakim, and V. Pasquier, *J. Phys. A: Math. Gen.* **26**, 1493 (1993).
[10] B. Derrida and J. L. Lebowitz, *Phys. Rev. Lett.* **80**, 209 (1998).
[11] B. Derrida, J. L. Lebowitz, and E. R. Speer, *Phys. Rev. Lett.* **87**, 150601 (2001).
[12] A. Donev, F. H. Stillinger, and S. Torquato, *Phys. Rev. Lett.* **95**, 090604 (2005).
[13] C. E. Zachary, Y. Jiao, and S. Torquato, *Phys. Rev. Lett.* **106**, 178001 (2011).
[14] P. Rissone, E. I. Corwin, and G. Parisi, *Phys. Rev. Lett.* **127**, 038001 (2021).
[15] R. Kürsten, S. Strotheich, M. Z. Hernández, and T. Ihle, *Phys. Rev. Lett.* **124**, 088002 (2020).
[16] P. Bak, C. Tang, and K. Wiesenfeld, *Phys. Rev. Lett.* **59**, 381 (1987).
[17] J. Krug and J. García, *J. Stat. Phys.* **99**, 31 (2000).
[18] R. Rajesh and S. N. Majumdar, *J. Stat. Phys.* **99**, 943 (2000).
[19] S. Bondyopadhyay and P. K. Mohanty, *J. Stat. Mech.: Theory Exp.* **2012** (07), P07019.
[20] S. Chatterjee, P. Pradhan, and P. K. Mohanty, *Phys. Rev. Lett.* **112**, 030601 (2014).
[21] M. Rossi, R. Pastor-Satorras, and A. Vespignani, *Phys. Rev. Lett.* **85**, 1803 (2000).
[22] R. Dickman, M. Alava, M. A. Muñoz, J. Peltola, A. Vespignani, and S. Zapperi, *Phys. Rev. E* **64**, 056104 (2001).
[23] M. Basu, U. Basu, S. Bondyopadhyay, P. K. Mohanty, and H. Hinrichsen, *Phys. Rev. Lett.* **109**, 015702 (2012).
[24] D. Hexner and D. Levine, *Phys. Rev. Lett.* **114**, 110602 (2015).
[25] P. Grassberger, D. Dhar, and P. K. Mohanty, *Phys. Rev. E* **94**, 042314 (2016).
[26] K. J. Wiese, *Phys. Rev. Lett.* **133**, 067103 (2024).
[27] D. Tapader, P. Pradhan, and D. Dhar, *Phys. Rev. E* **103**, 032122 (2021).
[28] M. R. Evans, S. N. Majumdar, and R. K. P. Zia, *J. Phys. A: Math. Gen.* **37**, L275 (2004).
[29] S. S. Manna, *J. Phys. A: Math. Gen.* **24**, L363 (1991).
[30] S. Torquato, *Phys. Rep.* **745**, 1 (2018).
[31] D. Hexner and D. Levine, *Phys. Rev. Lett.* **118**, 020601 (2017).
[32] S. Torquato and F. H. Stillinger, *Phys. Rev. E* **68**, 041113 (2003).
[33] I. Procaccia, D. Ronis, and I. Oppenheim, *Phys. Rev. Lett.* **42**, 287 (1979).
[34] T. Kirkpatrick, E. G. D. Cohen, and J. R. Dorfman, *Phys. Rev. Lett.* **42**, 862 (1979).
[35] B. M. Law, R. W. Gammon, and J. V. Sengers, *Phys. Rev. Lett.* **60**, 1554 (1988).
[36] B. Derrida, C. Enaud, C. Landim, and S. Olla, *J. Stat. Phys.* **118**, 795 (2005).

- [37] M. Q. Zhang, J.-S. Wang, J. L. Lebowitz, and J. L. Vallés, *J. Stat. Phys.* **52**, 1461 (1988).
- [38] T. Hwa and M. Kardar, *Phys. Rev. Lett.* **62**, 1813 (1989).
- [39] B. Doyon, G. Peretto, T. Sasamoto, and T. Yoshimura, *Phys. Rev. Lett.* **131**, 027101 (2023).
- [40] L. Bertini, A. De Sole, D. Gabrielli, G. Jona-Lasinio, and C. Landim, *J. Stat. Mech.: Theory Exp.* **2007** (07), P07014.
- [41] H. Wang, R. Samajdar, and S. Torquato, *Phys. Rev. B* **110**, 104201 (2024).
- [42] C. Maes, *J. Stat. Phys.* **61**, 667 (1990).
- [43] G. Grinstein, D.-H. Lee, and S. Sachdev, *Phys. Rev. Lett.* **64**, 1927 (1990).
- [44] P. L. Garrido, J. L. Lebowitz, C. Maes, and H. Spohn, *Phys. Rev. A* **42**, 1954 (1990).
- [45] H. van Beijeren, *J. Stat. Phys.* **60**, 845 (1990).
- [46] C. Maes and F. Redig, *J. Phys. A: Math. Gen.* **24**, 4359 (1991).
- [47] J. R. Dorfman, T. R. Kirkpatrick, and J. V. Sengers, *Annu. Rev. Phys. Chem.* , 213 (1994).
- [48] H. J. Bussemaker and M. H. Ernst, *Phys. Rev. E* **53**, 5837 (1996).