

Electron transport in disordered insulating lattice under nonlinear electric field

Kunal Mozumdar, Herbert F. Fotso, and Jong E. Han*

Department of Physics, University at Buffalo, USA

(Dated: March 27, 2025)

Transport in disordered systems often occurs via the variable range hopping (VRH) in the dilute carrier density limit, where electrons hop between randomly distributed localized levels. We study the nonequilibrium transport by a uniform DC electric field on a one-dimensional insulating tight-binding chain with the on-site disorder, using a finite-lattice calculation and the coherent potential approximation. We develop a theory of electric-field-assisted variable range hopping as a mechanism for nonlinear transport in a disordered chain. Our finite-lattice calculations of the electron propagation distance and the electron mobility determine the range of the variable range hopping as $\Delta < W \lesssim 2\Delta$ in the gap Δ . We further propose a nonlinear scaling of the conductivity by an electric field that is similar to Mott's variable range hopping in equilibrium. The nonlinear conductivity of an electronic lattice model follows the scaling law $\sigma(E) \propto \exp[-(E_0/E)^\nu]$ with the exponent $\nu = 1/3$ in one dimension for the VRH. We also discuss the experimental relevance of temperature-dependent nonlinear current-voltage relation.

I. INTRODUCTION

The problem of disorder in solid-state systems has long been a significant area of focus in condensed matter physics. Anderson's pioneering work [1] demonstrated that in a lattice with disordered potentials, electrons become localized in certain regions of the lattice, known as the Anderson localization (AL). This phenomenon has been studied extensively in the context of electronic systems in equilibrium [2–8], and the concept has since been expanded to encompass various wave phenomena [9–12].

Neville Mott, a decade after Anderson's work, [4, 13, 14] discovered an electronic transport mechanism in a regime of low carrier density where thermal excitations are not sufficient for electrons to reach the conduction band. He proposed that the electrons hop to localized levels at varying distances but between sites closer in energy. Mott derived [15] the following expression for the conductance

$$\sigma = \sigma_0 \exp[-(T_0/T)^{1/(d+1)}] \quad (1)$$

with d the dimensionality of the system by optimizing the Miller-Abraham's formula for the hopping rate \mathcal{W} at temperature T between levels separated by distance R and energy excitation by $\Delta\epsilon$,

$$\mathcal{W}(R, T) \propto \exp\left[-\frac{2R}{\xi} - \frac{\Delta\epsilon}{k_B T}\right], \quad (2)$$

where ξ is the localization length, k_B the Boltzmann constant. For a one-dimensional system, Mott's scaling Eq. (1) has the exponent of $1/2$ with $T_0 = 2[k_B\rho(\epsilon_F)\xi]^{-1}$ where $\rho(\epsilon_F)$ is the DOS at the Fermi level ϵ_F . This phenomenon, known as the variable-range-hopping (VRH), or simply as the hopping mechanism, has been observed

experimentally in various materials [16–20] and theoretically studied extensively using resistor networks based on the semi-classical percolation problem [21–24].

The purpose of this work is to deepen the theoretical understanding of the VRH in the nonlinear transport regime. While the role of strong fields in condensed matter is receiving a great deal of interest lately in nanoscale device applications, the theoretical framework has only been developed in recent decades, in particular, for quantum transport far from equilibrium. The problem is many-fold: theoretically, anything outside equilibrium cannot rely on textbook statistical mechanical principles such as Gibb's ensemble, leaving the theory only with quite formidable options such as the Keldysh diagrammatic theory in such a regime [25, 26]. From the phenomenological perspective, nonequilibrium has quite a distinct reference state from an equilibrium that has entangled quantum and classical excitations that are often hard to distinguish. In the past, *ad hoc* scaling relations such as those obtained by replacing thermal energy with field-driven energy in thermodynamics relations [27] have often been used. In this work, we instead treat the disordered nonequilibrium limit rigorously by considering the electronic lattice model by directly solving the Keldysh theory. We test some notable results [28–34] that discuss the transport of electrons in disordered media in an arbitrary electric field.

In our previous work [35], we addressed the spectral properties of a field-driven tight-binding model and validated Mott's scaling of the VRH through Keldysh Green's function method. The calculations highlighted that the electric field results in delocalization from the Anderson localization to a crossover to the Wannier Stark effect at very strong electric field, by using the spectral properties of the system. We also observed that in equilibrium the finite-lattice calculations showed exponential Lifshitz tails which are further broadened by the effect of the electric field and it was argued that this is crucial for understanding the transport behavior of disordered chains.

* jonghan@buffalo.edu

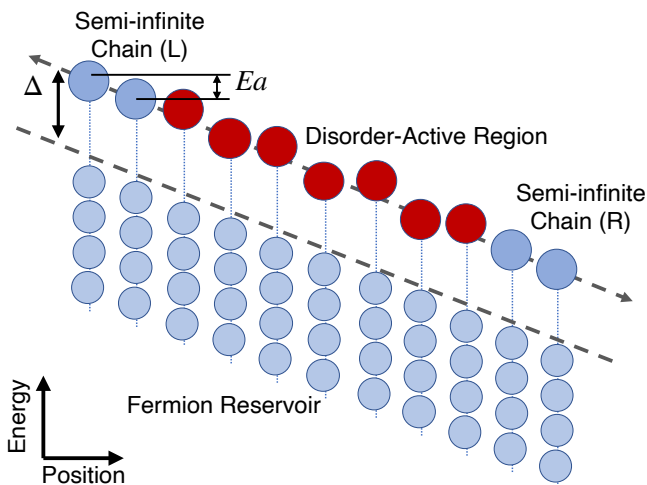


FIG. 1. Infinite tight-binding chain set-up with the electric field. The disorder-active region (red circles) of the chain consists of $N = 501$ sites with Anderson disorder in the range $(-W, W)$. On both ends of the active region we have a semi-infinite chain without disorder that acts as leads (blue circles). Every site is coupled to a fermionic chain reservoir which helps maintain the steady-state limit out of equilibrium. Electrostatic potential $-lEa$ is applied across the entire chain including the leads.

In the present paper, we focus on the electronic transport of a disordered strongly-driven electron lattice. We present a simple Anderson model of disorder consisting of a tight-binding chain and on-site disordered potential and apply a DC electric field. We couple the chain to an infinite fermionic reservoir at each site, which ensures a steady-state solution through dissipation. We compute the nonequilibrium Green's functions in the steady-state limit and compute the transport quantities. We explicitly demonstrate how the hopping mechanism evolves with an electric field in and out of the VRH limit by studying the propagation length. In nonequilibrium, we derive Mott's scaling law as a function of the electric field, which we corroborate with Keldysh Green's function theory. We also investigate the IV (current-voltage) evolution in the VRH regime for nontrivial crossover from the hopping to Ohmic regime, which can be readily compared for nonlinear transport in quasi-one-dimensional systems. We finally discuss experimentally relevant temperature dependence of the field-activation of nonlinear conductance.

The rest of the paper is summarized as follows. In section-II, we summarize our quantum mechanical model introduced in our previous study [35] and discuss our calculations of Green's functions, also discussed in great detail in the first paper, as well as transport properties. In section-III, we discuss our results for the disordered lattice case in equilibrium and nonequilibrium. We highlight some key aspects of our calculation against the approach of coherent potential approximation (CPA) for the disordered potential. Finally in section-IV, we discuss our results and conclude.

II. DISORDERED CHAIN UNDER DC BIAS

Our model [35] consists of an infinite tight-binding chain, with a constant electric field applied to all sites and the central region (red circles) as the disorder-active region, as shown in Fig. 1. Each site at position l in the main chain is at an electrostatic potential $-lEa$, a being the lattice constant (set to unit length). With the setup, physical (gauge-covariant) observables such as electron density and current are translationally invariant in the zero disorder limit without any scattering between the disorder-active and the lead regions. Each site of the chain is coupled to fermion chains which act as a reservoir [36] as shown in Fig. 1. The Hamiltonian hence can be written as

$$\mathcal{H} = -t \sum_{l=-\infty}^{\infty} (d_l^\dagger d_{l+1} + d_{l+1}^\dagger d_l) + \sum_l \epsilon_l d_l^\dagger d_l + \sum_{l\alpha} \epsilon_{l\alpha} c_{l\alpha}^\dagger c_{l\alpha} - \frac{g}{\sqrt{L}} \sum_{l\alpha} (c_{l\alpha}^\dagger d_l + h.c.) \quad (3)$$

The first two terms of the Hamiltonian denote the main chain with electron creation (annihilation) operator d_l^\dagger (d_l) which is coupled to the fermion reservoir that consists of fermion states with creation (annihilation) operator $c_{l\alpha}^\dagger$ ($c_{l\alpha}$), with α being the continuum band index, described by the last two terms. ϵ_l is the level energy for the orbital at the l -th site on the main chain, while $\epsilon_{l\alpha}$ is the continuum energy of the bath states attached to the l -th site with the continuum index α . The reservoir acts as a sink for excess energy generated by the electric field in the main chain.

The tight-binding parameter, t in our system (set to 1 unit of energy) and the site energy ϵ_l is given as

$$\epsilon_l = 2t + \Delta + V_l - lE \quad (4)$$

where E denotes the uniform DC electric field, Δ is the gap and V_l is the on-site random disordered potential. The bath spectrum $\epsilon_{l\alpha}$ is similarly given as $\epsilon_\alpha - lE$ with the identical spectra ϵ_α for every site l . Our system is considered to be a discretized limit of an insulator with the dispersion relation $\epsilon_p = p^2/2m + \Delta$ (with $1/(2m) = t = 1$), that is displaced from the Fermi level as shown in Fig. 1. We set the gap $\Delta = 0.3$ throughout our calculations.

The disorder potential is set as

$$V_l = \begin{cases} \text{random in } [-W, W] & \text{for } -N/2 \leq l \leq N/2 \\ 0 & \text{otherwise} \end{cases} \quad (5)$$

The nature of the disorder is similar to Anderson disorder, drawn from a uniform random distribution $P(V_l) = (2W)^{-1} \Theta(W - |V_l|)$ with disorder strength W . This defines the disorder-active region in the main chain as shown in Fig. 1. We chose $N = 501$ active sites, allowing us to attain a bulk limit within the bounds of computational feasibility.

The reservoir consists of a fermion chain of length L with identical dispersion ϵ_α for each site. Its density of states is assumed structureless, constant, and with an infinite bandwidth. Mixing of the main orbitals with the reservoir is given by the hybridization function $\Gamma(\omega) = \pi g^2 L^{-1} \sum_\alpha \delta(\omega - \epsilon_\alpha) \equiv \Gamma$ in the infinite bandwidth limit. This parameter Γ , also referred to as dissipation rate in the text, denotes the energy level broadening and dephasing rate of electrons. The reservoir is kept at a temperature T with Fermi level shifted by the electrostatic potential $-lE$. Hence the electron distribution at each site l is given by the Fermi-Dirac function as $f_0(\omega - lE) = [1 + e^{(\omega - lE)/T}]^{-1}$ in the reservoir. We incorporate the dissipation effects of the reservoir exactly by using the Keldysh Green's function method and analyze its effect on the transport properties in the subsequent sections.

A. Lattice Calculation of the conductance

We numerically calculate the full retarded Green's function of the system for each disordered configuration. The general form of the $N \times N$ retarded Green's function matrix is given by

$$\begin{aligned} [\mathcal{G}^R(\omega)^{-1}]_{ij} = & (\omega - \epsilon_i + i\Gamma)\delta_{ij} + t\delta_{|i-j|=1} \\ & -t^2 F_-^R(\omega - NE/2)\delta_{i,-N/2}\delta_{j,-N/2} \\ & -t^2 F_+^R(\omega + NE/2)\delta_{i,N/2}\delta_{j,N/2} \end{aligned} \quad (6)$$

and the lesser Green's function is given by

$$\mathcal{G}_{ij}^<(\omega) = \sum_{k=1}^N \mathcal{G}_{ik}^R(\omega) \Sigma_k^<(\omega) [\mathcal{G}_{jk}^R(\omega)]^* \quad (7)$$

In Eq. (6), the term $-i\Gamma$ is the retarded reservoir self-energy causing broadening of levels and $t^2 F_-^R$ and $t^2 F_+^R$ are the self-energy terms of the semi-infinite leads attached on the left and right side of the disordered active sites, respectively, as depicted in Fig. 1. The retarded Green's function of the right/left chains F_\pm^R , evaluated at the terminating orbital of the semi-infinite chain, are computed iteratively [37] as

$$[F_\pm^R(\omega)]^{-1} = \omega + i\Gamma - (2t + \Delta) - t^2 F_\pm^R(\omega \pm E). \quad (8)$$

The Green's functions on the disorder-active sites are obtained by matrix inversion using sparse matrix routines. In Eq. (7) the term $\Sigma_k^<(\omega) = 2i\Gamma f_0(\omega + kE) + t^2 \delta_{k,-N/2} F_-^<(\omega - NE/2) + t^2 \delta_{k,N/2} F_+^<(\omega + NE/2)$ denotes the lesser self-energy at site k . Similarly, the lesser Green's functions $F_\pm^<$ for the semi-infinite chains are computed iteratively as

$$F_\pm^<(\omega) = |F_\pm^R(\omega)|^2 [2i\Gamma f_0(\omega) + t^2 F_\pm^<(\omega \pm E)] \quad (9)$$

Finally, physical observables such as the electron occupation and current are computed from the Green's functions. The local current J_l at site l [37] is given by

$$J_l = -t \int [\mathcal{G}_{l,l+1}^<(\omega) - \mathcal{G}_{l+1,l}^<(\omega)] \frac{d\omega}{2\pi} \quad (10)$$

and the local occupation number by

$$n_l = \int \mathcal{G}_{ll}^<(\omega) \frac{d\omega}{2\pi}. \quad (11)$$

While n_l and J_l are independent of l at zero disorder, disorder introduces fluctuations in space due to the random potential on each site. We obtain all physical quantities as averaged over the disorder configurations and the disorder-active sites. We chose central 201 sites to remove any possible scattering effect from the reservoir. This calculation is then repeated and averaged over 3000 independent disorder configurations.

The following parameters are tuned - disorder strength W , electric field E , temperature T , and dissipation Γ to study transport quantities such as the local conductivity $\sigma = \langle J_l \rangle / E$ and the mobility as $\mu = \sigma / \langle n_l \rangle$. Similarly to [35], we explore the electric field range in $E = 10^{-4}$ to 0.1 which corresponds to 10 to 10^4 kV/cm that includes typically experimental scales. The dissipation parameters are considered smaller than lattice parameters and we keep Γ in the order of $\Gamma \sim 10^{-4}$.

In the studies of the electron transport in disordered media [23], the Miller-Abraham's relation, Eq. (2), has been the cornerstone of statistical theories, including Mott's. Our approach puts the quantum mechanical problem by including the effects of electric field, disorder and dissipation in a first-principles manner and solve the Schrödinger equation of an electronic lattice directly by the Keldysh Green's function method. More specifically, the first term in the argument of Eq. (2) for the wavefunction overlap is accounted for by the retarded Green's functions $|\mathcal{G}_{ij}^R(\omega)|^2$ in Eq. (7), and the thermal factor in Eq. (2) is represented by the lesser quantities $\mathcal{G}_{ij}^<(\omega)$ or $\Sigma_k^<(\omega)$ in the framework of the Keldysh theory.

As a benchmark, we complement the full-lattice calculation with the coherent potential approximation (CPA) [38–40] approach. This method is similar to the dynamical mean field theory [25, 41, 42] (DMFT) where the spatial inhomogeneity of the disordered lattice is replaced by a complex self-energy which represents the local effective medium potential. This is evaluated self consistently by embedding an impurity with a random potential drawn in the range of $-W \leq V \leq W$ and then computing the average Green's function which is mapped to the effective medium Green's function. We employ the nonequilibrium steady state calculation similar to the one discussed in the earlier works of one of the authors [37] along with the CPA approach to incorporate the effects of disorder to compare the lattice calculations. The CPA method is described in details in [35].

III. RESULTS

A. Electron propagation in Disordered Lattice

In this subsection, we address the statistical properties in the hopping transport by computing the correla-

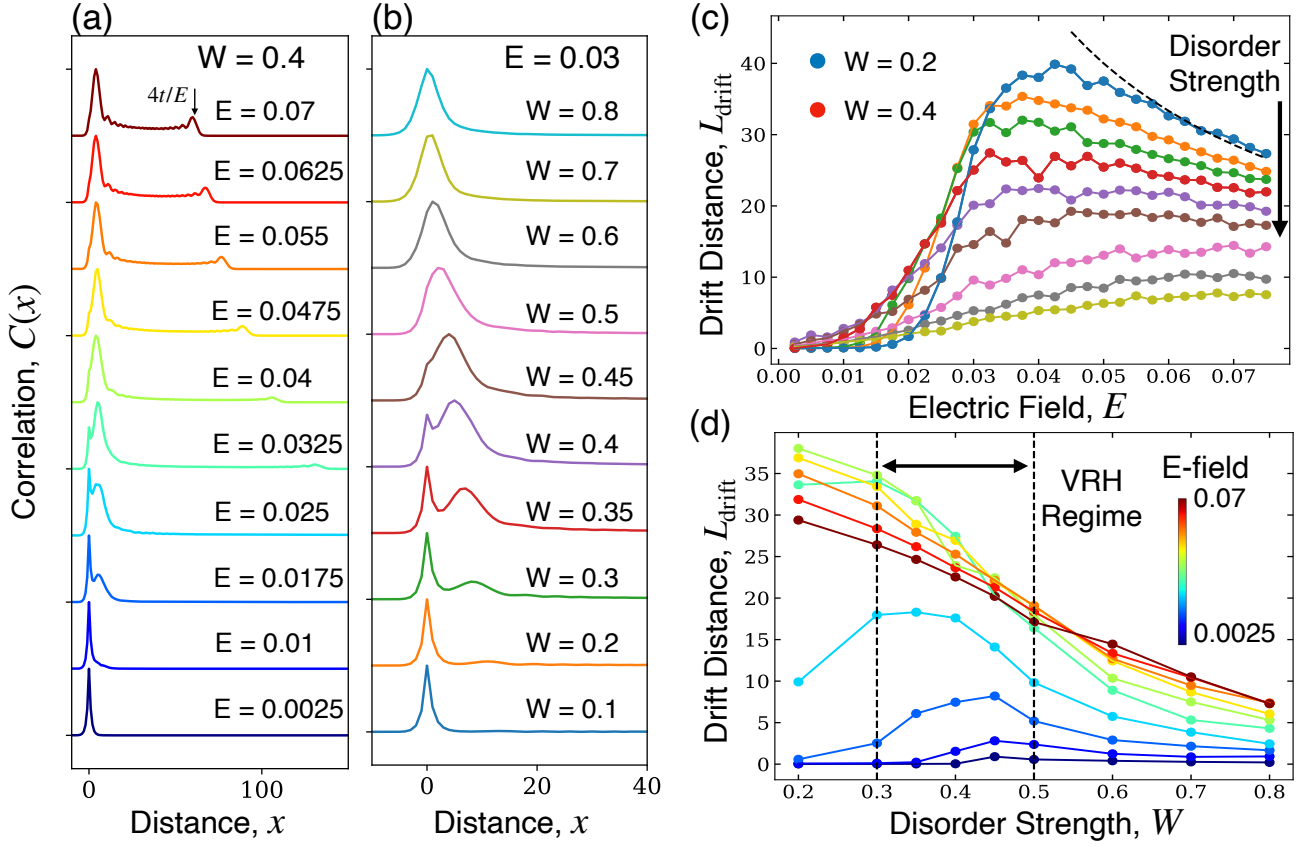


FIG. 2. (a) Spatial correlation function $C(x)$ plotted for different electric fields at disorder strength $W = 0.4$, for $\Gamma = 0.0005$. As the electric field E increases, $C(x)$ widens, indicating the tendency of delocalization. As E increases further, the signature of Bloch oscillations appears from large x . The range of Bloch oscillations scales well with $4t/E$ (as marked by the arrow). (b) Spatial correlation function at intermediate electric field ($E = 0.03$) for different disorder values. The width of $C(x)$ reaches a maximum in the VRH regime. (c) Drift distance L_{drift} vs against electric field for disorder strengths $[W \in \{0.2, 0.3, 0.35, 0.4, 0.45, 0.5, 0.6, 0.7, 0.8\}]$ in the order indicated by the arrow]. L_{drift} initially increases with E due to the field-activation [43], and then decreases due to Bloch oscillations $x \sim 4t/E$ (marked by the dashed line). The initial rise at small fields is the strongest in the VRH regime. (d) Drift distance L_{drift} vs disorder strength at various electric fields ranging from $E = 0.0025$ (dark blue) to $E = 0.07$ (dark red) with a spacing of $\Delta E = 0.0075$. The VRH range is demarcated by the black dashed lines.

tion function $C(x)$ and the average electron drift distance L_{drift} . This correlation analysis elucidates the statistical overlap between wave functions and gives a direct insight into the hopping behavior such as the conductance and mobility.

The wave-function overlap of an electron that propagates over the distance x can be computed via the correlation function $C(x)$

$$C(x) = \left\langle \frac{1}{M} \sum_{m=0}^M |\mathcal{G}_{m+x,m}^R(\omega = -mE)|^2 \right\rangle \quad (12)$$

We compute $C(x)$ in the finite-lattice calculation numerically by computing the disorder-averaged correlation of the non-diagonal matrix elements terms of the retarded Green's function at the local Fermi energy $-mE$ averaged over each m -th site, since the transport is carried over states close to the Fermi energy. Here, x denotes the spatial index ($0 \leq x \leq 150$) across the 1D lattice and

$M = 201$ denotes the number of sites chosen for spatial averaging around the center of the lattice. This quantity $C(x)$ is averaged over multiple disorder configurations (~ 1000 different configurations).

For strongly localized states, this quantity decays exponentially and for a delocalized or extended state, it spreads over the entire lattice. Fig. 2(a) depicts the behavior of $C(x)$ for increasing electric field at the disorder strength $W = 0.4$ inside the VRH regime. At low electric fields, the wave functions are typically localized; but at higher fields, the wave function shows evidence for the Bloch oscillations. Although the Bloch oscillation localizes the electron motion via the Brillouin zone averaging, it is only possible when electron traverses the Brillouin zone. Therefore, the emergence of the Bloch oscillation can be taken as a sign of the delocalization. The spread of $C(x)$ behaves inversely proportional to the electric field and at high fields $E \gtrsim 0.4$, $C(x)$ extends to the distance

$x_B = 4t/E$ (as marked by an arrow for $E = 0.07$). The width of the Bloch oscillation can be easily understood as the travel distance of an electron driven by an electric field as

$$x_B = \int_{v_g > 0} v_g(k) \frac{dk}{k} = \frac{4t}{E}, \quad (13)$$

with the group velocity $v_g(k) = 2t \sin(k)$ and the semi-classical equation of motion $\hbar \dot{k} = eEa$. This behavior corroborates with the discussion [35] that, at high fields, the agreement of the CPA and the finite-lattice spectral functions indicates the tendency of delocalization.

In Fig. 2(b), we vary the disorder strength W at a fixed $E = 0.03$ where Bloch oscillation effect is weak. We observe that the width of $C(x)$ reaches a maximum at $W = 0.4 \sim 0.45$. This non-monotonic behavior is a result of an interplay of the number of accessible localized levels near the Fermi energy with increasing disorder [35], and the localization of the electronic wave functions at very high disorder.

The electron propagation under the electric field in Fig. 2(a-b) can be summarized by computing the drift distance L_{drift} defined as

$$L_{\text{drift}} = \frac{\int_0^\infty C(x) x dx}{\int_0^\infty C(x) dx}. \quad (14)$$

We make a note here that, the drift distance is the travel distance of wave-propagation under the effect of an external field during the charge carrier's lifetime. This is conceptually distinguished from the optimal hopping distance as proposed by Mott's formalism (discussed in later sections). Drift distance incidentally could be a cumulative result of several hops over large distances in the lattice. As seen in Fig. 2(c), the drift distance increases rapidly at small electric fields, and reaches a maximum as E increases. Initially, $L_{\text{drift}}(E)$ starts with a zero slope in the low disorder limit (blue, $W = 0.2$) since localized states lie above the Fermi energy. In the range $0.02 < E < 0.04$ at $W = 0.2$, the broadening of the band edge results in a rapid increase of the VRH transport. This is enabled by the tunneling of non-local reservoir electrons to localized states assisted by the electrostatic potential, similar to the Poole-Frenkel effect [43]. As the disorder increases, the threshold electric field required for the rapid growth of L_{drift} becomes smaller, reaching a critical condition at $W = 0.4$ (red) - 0.45 corresponding to the maximally VRH condition. As the disorder further increases ($W > 0.5$), a significant fraction of sites are filled and the VRH mechanism gives way to strongly disordered transport with a much-reduced variation of L_{drift} by E , as discussed earlier. The crossover of the VRH transport to the Bloch oscillation behavior is most visible at the maximal VRH disorder at $W = 0.4 - 0.45$, with the dashed line denoting the behavior of $x_B \propto 1/E$.

Fig. 2(d) shows the variation of L_{drift} with the disorder strength W . Within the VRH window (dashed vertical

lines) of

$$\Delta < W < W^* \text{ with } W^* \approx 0.5 \quad (15)$$

the drift distance goes through a maximum at intermediate fields ($E \lesssim 0.04$). At high fields, the VRH behavior is ineffective and L_{drift} shows a monotonic behavior. The conclusion from the correlation study for the VRH range is fully consistent with that of the wave function via the inverse-participation-ratio [35].

Now, we turn our attention to more directly measurable quantities of conductance $\sigma(E)$ and mobility μ . In Fig. 3(a), we show the conductivity averaged over 2000 disorder configurations from the finite-lattice calculations as a function of the electric field at different disorder strengths. At low disorder $W < 0.4$ (red), the conductivity shows two distinct regimes. In the low-field regime, the constant conductivity is due to the transport of charge carriers that hybridize into the main lattice from the reservoirs. In the $W = 0$ limit, the linear conductivity has an analytically exact expression [35]. As the field increases, the transport enters the activation regime (at $E \approx 0.015$ for $W = 0$, black curve). As detailed in Appendix A, an analytic description (dashed line) of the activation behavior, Eq. (A6), shows a reasonable agreement apart from an overall factor. As the disorder increases, the region of the linear conductivity shrinks until we get into the VRH regime close to $W = 0.4 \sim \Delta$. Once $W \gtrsim \Delta$, the conductivity increases very rapidly over many orders of magnitude up to $W \lesssim 2\Delta$, agreeing with the VRH range, Eq. (15). As the disorder increases further outside the VRH regime, the conductivity remains nearly independent of the field E , consistent with the Drude limit with a metallic weight as the system becomes delocalized.

We gain a deeper understanding by studying the mobility μ , i.e. the average conductivity per carrier density ($\mu = \sigma / \langle n_l \rangle$) as defined in Sec. II A). The mobility, as shown in Fig. 3(b), maximizes in the VRH regime, defined in Eq. (15), in direct correspondence with the drift distance L_{drift} [see Fig. 2(d)]. As argued earlier, the enhanced mobility results from the transport through disorder-generated ingap states before the disorder potential becomes detrimental to the transport. The main difference of the mobility behavior from that of the drift distance [see Fig. 2(d)] is that the mobility decreases as $W \rightarrow 0$. This can be understood as follows. While the travel distance by the Bloch oscillation contributes to L_{drift} , such oscillations cancel out in the DC transport for the conductivity and mobility. Therefore, mobility gives more relevant information for transport. The high disorder limit $\mu \sim W^{-2}$ (dashed line) is consistent with the Fermi-golden-rule interpretation.

We contrast the finite-lattice calculations with the CPA method. The results for conductivity in the CPA calculation are shown in Fig. 3(c). For weaker disorder strengths ($W < 2\Delta = 0.6$), the behavior is similar to the lattice calculations where the conductivity rises slowly at some value with respect to the electric field. For stronger

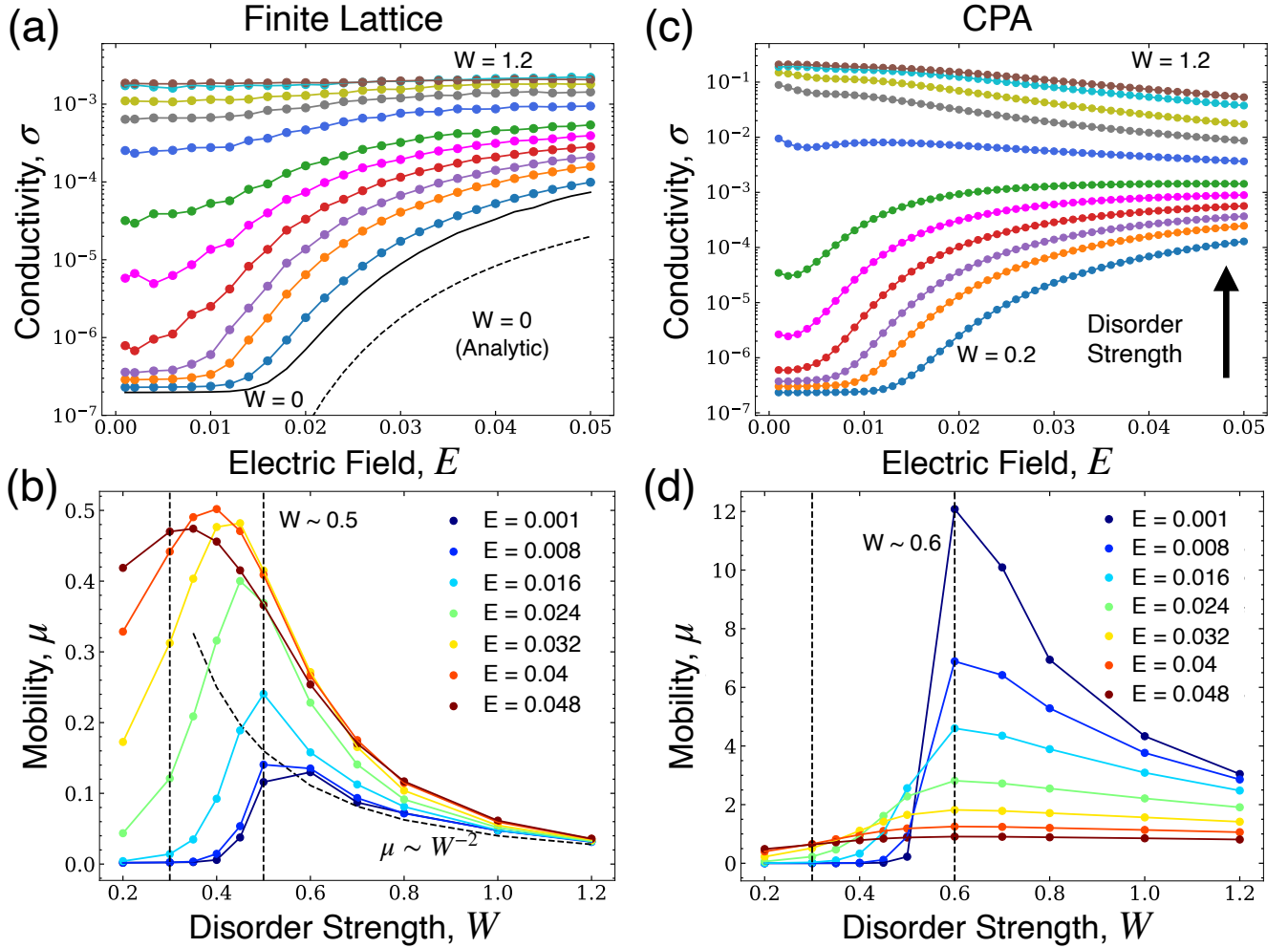


FIG. 3. (a) Conductivity vs electric field ($\Gamma = 0.0005$, $N = 501$, $t = 1$, $T = 0.01$). The average conductivity slowly increases with the electric field. In the low electric field region the conductivity strongly varies with the disorder strengths [$W \in \{0.2, 0.3, 0.35, 0.4, 0.45, 0.5, 0.6, 0.7, 0.8, 1.0, 1.2\}$]: increasing in order indicated by the arrow in 3(b) with a rapid rise in the VRH regime $0.3 < W < 0.5$. The black solid and the dashed line show the numerical and analytic behaviors [see Eq. (A6)], respectively, at zero disorder. (b) Mobility vs disorder strength ($\Gamma = 0.0005$, $N = 501$, $t = 1$, $T_B = 0.01$) for different electric fields. The average mobility at low electric fields $E < 0.04$ sharply rises in the disorder range $\Delta < W \lesssim 0.5$ marked by the black dashed lines for the VRH regime. Beyond this disorder range ($W > 0.5$) the mobility typically follows roughly the Fermi golden-rule ($\sim W^{-2}$) shown by the black dashed line. (c) CPA calculation of conductivity. While the overall behavior is consistent with the finite-lattice calculation, the high-disorder limit strongly overestimates the conductivity. (d) CPA calculation of mobility. Despite the similarity of the overall lineshape, the CPA overestimates the mobility and fails to produce the correct trends in the high- W limit.

disorder ($W > 2\Delta$) the CPA-conductivity is strongly overestimated compared to the finite-lattice calculation, especially in the low-field limit. The insulator-to-metal transition occurs at $W = 0.6$ for our chosen values of Δ and Γ with the CPA conductivity decreasing with the field in the high disorder limit, in contrast to (a). As shown in Fig. 3(d), the mobility undergoes a sharp transition at $W = 2\Delta$. This is the disorder strength at which the CPA spectral function band edge crosses the Fermi level. In contrast, the mobility from the finite-lattice calculations shows a gradual rise before capping at the critical disorder, where the Lifshitz tail smears into the

Fermi sea at zero field limit.

This contrast between both calculations indicates the difference in capturing the physics of the model. While the CPA method is generally successful in capturing the spectral properties at very high fields, it is unable to capture the transport physics of Anderson localization at lower electric fields hence it does not show any signatures of VRH which typically arise from the transport in localized levels.

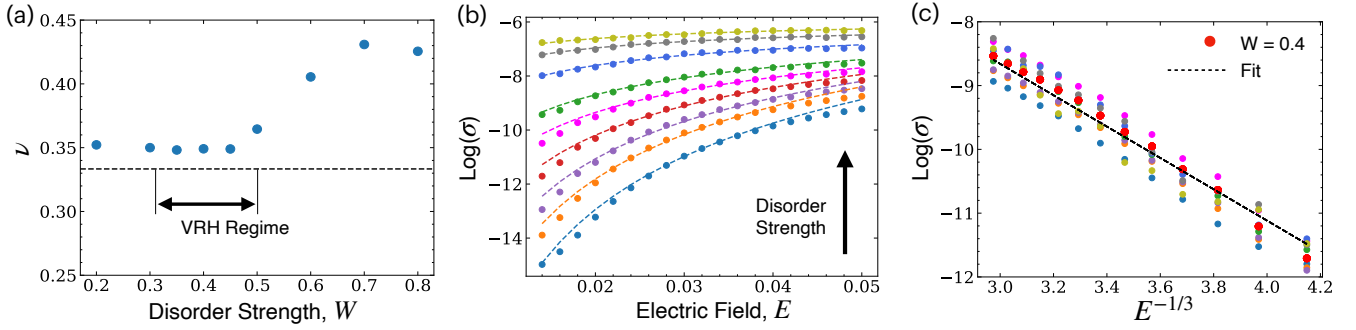


FIG. 4. (a) The exponent ν is evaluated using nonlinear curve-fitting as described in the text. The computed exponent is very close to the theoretical value of $\nu = 1/3$ depicted by the dashed black line for $W \lesssim W^*$. $\nu > 1/3$ for $W > W^*$ since the disorder values fall outside of the VRH Regime. (b) Log of Conductivity is plotted against the electric field for different disorder strengths [$W \in \{0.2, 0.3, 0.35, 0.4, 0.45, 0.5, 0.6, 0.7, 0.8\}$]: increasing in the order indicated by the arrow with a fit (dashed line) of Eq. (20). The fit exponent is computed as ν . (c) $\text{Log}(\sigma)$ plotted against $E^{-1/3}$ which depicts a straight line for all disorder values. We scale all the curves to match the fit of $W = 0.4$ to show a general agreement between the scaling law and the numerical result.

B. Electric-Field Scaling Law of VRH

In this section, we discuss an extension of Mott's VRH behavior of Eq. (1) into the strong-field limit. The discussions on the strong-field scaling have been quite controversial. Differences in the E -field strength versus the temperature and the statistical criteria for hops under a field have led to competing predictions for the scaling exponent [19, 28, 29, 32]. Here, we present our own interpretation of the strong- E -field scaling and provide microscopic and unbiased lattice calculations to support our relation. The electric field accelerates the electrons which can be excited to non-local sites in a chain. We modify Mott's model by incorporating the field-driven excitations in the Miller-Abraham's hopping probability \mathcal{W} , Eq. (2), as

$$\mathcal{W} = \mathcal{W}_0 \exp \left[-\frac{2x}{\xi} - \frac{\epsilon}{eEx} \right], \quad (16)$$

with the hopping distance x between two localized states of level-spacing ϵ , the electric-field E , and the localization length ξ . The first term in the exponent captures the spatial overlap between two localized levels and the second term is modified to incorporate electric field excitations in place of the thermal excitation $k_B T$, as demonstrated in a dissipative field-driven lattice model [36]. At low temperatures, the electric field is the major source of excitations in the system and the scaling behavior may be dictated by the nonlinear electric field. Here, we imply that an electron gains the energy eEx by traveling the distance x in the direction of the field, and after making the hop, the excess energy relaxes into thermal energy. In the steady-state limit, repeated inelastic scattering establishes the effective temperature as a function of the most probable hopping distance x , which needs to be determined as below. As in the Drude model [44], we assume that energetic electrons relax their excess energy

and thermalize before the next hop, often by emitting phonons. In our lattice calculations, the dissipation is provided by the hot-electron exchange with the fermion baths.

We minimize the function in the exponent of the Miller-Abraham's relation, Eq. (16)

$$f(x, \epsilon) = \frac{2x}{\xi} + \frac{\epsilon}{eEx} \quad (17)$$

for some optimum values of x and ϵ which maximize the overall hopping probability. Following Mott's statistical argument, if there is at least one probable hop in some spatial distance and energy window ϵ , we can write in one-dimension

$$\epsilon = \frac{1}{2g(E_F)x} \quad (18)$$

where $g(E_F)$ is the density of states at the Fermi level E_F , and for simplicity we set $g(E_F) = 1/(2Wa_0)$ with the unit-cell normalization with the lattice constant a_0 . The exponent becomes

$$f(x) = \frac{2x}{\xi} + \frac{Wa_0}{eE\xi^2}. \quad (19)$$

We can then optimize Eq. (17) with respect to x following similar steps to Mott's approach [15], and obtain the optimal $x^* = (Wa_0\xi/eE)^{1/3}$, from which we obtain

$$\sigma(E) \sim \exp \left[-3 \left(\frac{Wa_0}{eE\xi^2} \right)^{1/3} \right], \quad (20)$$

with the exponent $\nu = 1/3$. We may define the effective temperature T_{eff} at the most probable x^* as $f(x^*) = eEx^*/T_{\text{eff}}$ and obtain [45]

$$T_{\text{eff}}(E) = \frac{1}{3} eE\xi. \quad (21)$$

In the strong-field limit $E \rightarrow \infty$, the electron motions are accelerated along the potential slope and the thermal factor can be ignored when the second term in $f(x)$ becomes small roughly when $Wa_0/(eE\xi^2) \sim 1$ or $x \sim \sqrt{Wa_0/eE} \ll \xi$, beyond which the thermal factor becomes irrelevant. This threshold x determines the most likely hopping distance and the Miller-Abraham's formula takes the first term of the wave-function overlap [28, 29], and we approximate the conductivity as

$$\sigma(E) \sim e^{-2x/\xi} = \exp \left[-2\sqrt{\frac{Wa_0}{eE\xi^2}} \right], \quad (22)$$

with the exponent $\nu = 1/2$, in agreement with Ref. [29] in the one-dimensional limit.

As in previous calculations, we perform straightforward numerical calculations on a finite-size electronic lattice with the electrostatic potential created by the field, by using the Keldysh Green's function method. We then confirm the above prediction by performing a nonlinear curve-fit on our numerical simulation of the conductivity shown earlier in Fig. 3(a) to this scaling law in Eqs. (20) and (22). We compute the scaling exponent ν by treating σ_∞ , E_0 and ν as free parameters. The exponent ν is shown in Fig. 4(a) for different disorder strength. The estimated exponent is close to the theoretical value of $1/3$ predicted in Eq. (20) which is marked by the dashed line in Fig. 4(a). However, at strong disorders ($W > W^*$) where stronger electric fields are required for significant variations of conductivity, the numerically obtained exponent $\nu \approx 1/2$ becomes more consistent with Eq. (22).

The nonlinear fit is depicted in Fig 4(b) which shows $\log(\sigma)$ against the electric field, with Eq. (20) shown as dashed lines. In the low-field limit, [$E < 0.01$, this range is omitted in Fig. 4(b)], the dissipation effects dominate over the VRH transport and the conductivity is constant with electric field. While in the high-field limit ($E > 0.4$) the fit overestimates the numerical conductivity as the system exhibits Bloch oscillations. Therefore, we note that Eq. (20) is a good fit at intermediate electric fields $0.13 \lesssim E \lesssim 0.4$ where the VRH transport is observed. In Fig. 4(c), $\log(\sigma)$ vs $E^{-1/3}$ shows a linear behavior which captures the electric field scaling law in Eq. (20) reasonably well in the intermediate field regime.

We emphasize that the electric-field scaling is studied by performing quantum mechanical calculations on an electronic model without any reference to Mott's statistical arguments. The derived scaling law applies to the regime in which the nonequilibrium excitations dominate the thermal effects of the bath, in contrast to statistical models [32, 33] and semi-classical approaches [19, 27]. The $E^{-1/3}$ scaling with electric field has been observed in some experiments [46, 47] while the exponent $\nu = 1/2$ also has been reported [30, 48]. In the literature, different theoretical assumptions have led to different power-law scaling behaviors [20, 33, 48–51], and our calculations directly based on quantum mechanical equations of motion may offer some insights into the nonlinear VRH transport

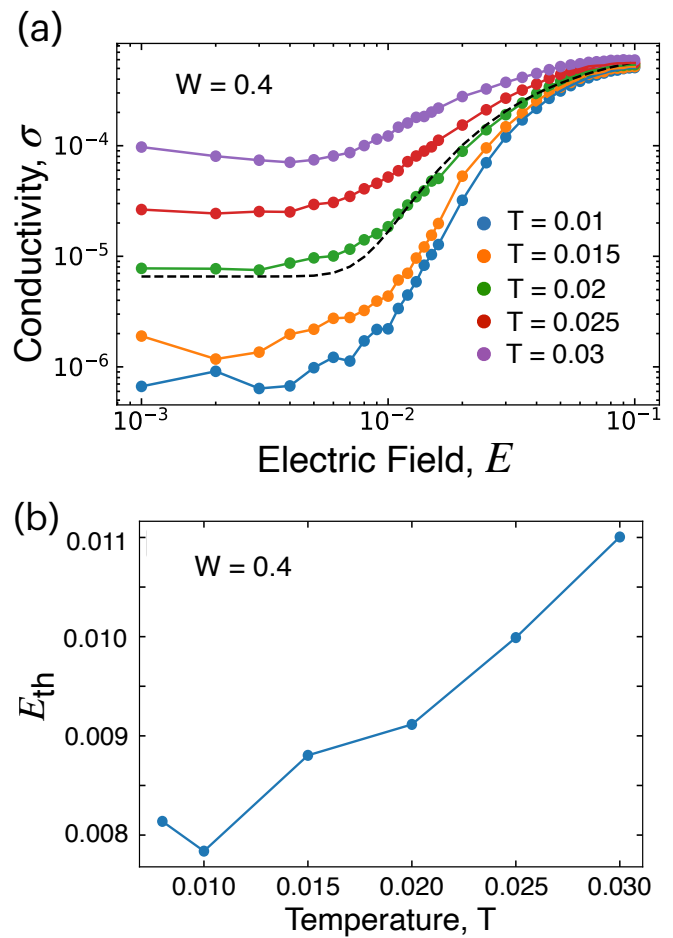


FIG. 5. (a) Conductivity vs electric field ($\Gamma = 0.0005$, $N = 501$, $t = 1$, $W = 0.4$) in the VRH regime for different Temperatures. In the low-field limit, the constant part of the conductivity follows Mott's $T^{-1/2}$ -scaling of the VRH. Conductivity crosses over to a temperature-independent limit at high fields. The threshold field at which the conductance starts to deviate from the zero-field limit is evaluated using an empirical fit method detailed in the text, shown as the black dashed line for $T = 0.02$. The threshold field progresses to higher values, as T increases. (b) Threshold field E_{th} vs temperature T .

in low dimensional disordered systems.

We conclude this section by presenting experimentally relevant temperature dependence of the VRH in the high-field regime. A log-log plot of the conductivity vs the electric field, shown in Fig. 5(a), displays two transport regime separated by the crossover behavior. The low-field behavior of the constant conductivity is governed by the linear conductivity, which is consistent with Mott's $T^{-1/2}$ -scaling. The high-field limit, however, is nearly independent of the temperature. This is again consistent with the view that a high E destroys the localization. Constrained by the two limits, the temperature dependence of the localization-delocalization crossover is of a strong experimental interest. The debate also relates to

resistive switching, the case of more distinct insulator-to-metal transitions driven by an electric field, where the relation between the threshold field and the temperature may point to the nature of the transition as classical vs quantum [52].

To evaluate the threshold electric field E_{th} as a function of temperature, we use an empirical fit motivated by the activation mechanism similar to the discussions in Appendix Eq. (A6).

$$\sigma(E, T) = \sigma_1(T) + \sigma_2 \exp[-(E_c/E)] \quad (23)$$

and we compute the E_{th} from the fit parameter σ_1 , σ_2 and E_c as

$$E_{\text{th}} = \frac{E_c}{\ln[\sigma_2/\sigma_1]}. \quad (24)$$

The E_{th} vs. T , as shown in Fig. 5(b), is an increasing relation. Such relations often suggest that a stronger electric field is required to overcome the thermal fluctuations, which means that the thermal effects counteract the nonequilibrium bias and it has been taken for evidence of non-thermal transitions [20, 52, 53] from many-body effects.

Our scenario based on the disorder model suggests something less dramatic. The $\sigma_1(T)$ -term strongly varies with temperature over a few orders of magnitude due to the VRH mechanism, while the high- E limit of the conductivity $\sigma(E, T)$ has much weaker T -dependence since the nonequilibrium-driven effective temperature would overwhelm the bath temperature. Then, by writing the conductivity as $\sigma_1(T) + \sigma'(E)$ where $\sigma'(E)$ is T -independent and an increasing function of E , the crossover would happen when $\sigma_1(T) \approx \sigma'(E_{\text{th}})$, thus E_{th} is an increasing function of T .

IV. CONCLUSION

We investigated the phenomenology of the nonlinear electron transport in a disordered insulator lattice in the steady-state limit under of large electric field. The Keldysh Green's function method was used to solve the steady-state nonequilibrium rigorously with the dissipation modeled by local fermion thermostats. We set up the lattice in the bulk limit with a large enough self-averaging disorder region. In the experimentally relevant energy scale with the electric field of $10 - 10^4$ kV/cm, we showed that the variable range hopping (VRH) is the dominant transport mechanism when the disorder parametrized by W begins to overcome the gap Δ in the range $\Delta \lesssim W \lesssim 2\Delta$.

In the VRH regime, the electron drift distance, electric conductivity, and mobility showed strong dependence on E and W . In a narrow window of E , the hopping range varied more than over an order of magnitude as a function of E and W with a maximum that divides the regime of the VRH and the Bloch oscillation. Conductivity and

mobility demonstrated disorder-assisted transport with a huge enhancement over the VRH regime. A comprehensive comparison with the coherent-potential approximation (CPA) highlighted the role of non-local disorder physics in the finite-lattice model.

The nonequilibrium extension of Mott's VRH argument is confirmed for an electric-field scaling of the conductivity $\sigma(E)$ through an electronic model. Over electric fields outside the linear response and the Bloch oscillation regime, we verified the scaling law $\sigma(E) \sim \exp[-(E_0/E)^\nu]$ with $\nu = 1/3$ and $\nu = 1/2$ in the intermediate and strong disorder regime, respectively, in one-dimension. We envision that experimental verification of the nonlinear transport is one of the most pressing issues in nonequilibrium-disorder physics. While the VRH physics has been well documented in the linear regime, its extension to the strong field regime awaits further studies. The transport mechanism in transition-metal oxides, for instance, is often considered as mediated by transport through localized in-gap states, and the nonlinear IV relation before the switching may be examined for the nonlinear transport scaling [20, 46, 48, 49, 54]. Finally, we addressed the VRH mechanism for the unconventional temperature dependence of the conductance threshold which can be experimentally examined in quasi-one-dimensional systems [20, 53].

ACKNOWLEDGMENTS

We thank J. P. Bird, G. Sambandamurthy, M. Randle, H. Zeng, and Z. Zhang for their helpful discussions. In particular we greatly benefited from insightful discussions with B. I. Shklovskii. We acknowledge computational support from the CCR at University at Buffalo. KM and HFF acknowledge the support from the Department of Energy, Office of Science, Basic Energy Sciences, under grant number DE-SC0024139.

Appendix A: Nonlinear Transport in Clean Limit

Adopting the similar approach in the previous section, we can write the local electron density n_{loc} in the electric field in terms of the same-time lesser Green's function, after the change of variable $p + ES \rightarrow p$ in the expression defined in Appendix A of Paper I, as

$$\begin{aligned} n_{\text{loc}}(E) &= \frac{i\Gamma}{\pi} \int \frac{dp}{2\pi} \int_{-\infty}^{\infty} ds \int_{-\infty}^{-|s|/2} dS \frac{e^{2\Gamma S}}{s + i\eta} \times \\ &\times \exp \left[i s \epsilon(p) + \frac{i E^2 s^3}{24m} \right] \quad (A1) \\ &= \frac{i}{4\pi^2} \int dp \int_{-\infty}^{\infty} ds \frac{e^{-\Gamma|s|}}{s + i\eta} \exp \left[i s \epsilon(p) + \frac{i E^2 s^3}{24m} \right]. \end{aligned}$$

The Gaussian integral over p and an integral over S results in the expression

$$\frac{ie^{i\pi/4}m^{1/2}}{(2\pi)^{3/2}} \int_{-\infty}^{\infty} ds \frac{e^{-\Gamma|s|}}{(s+i\eta)^{3/2}} \exp \left[i\Delta s + \frac{iE^2 s^3}{24m} \right].$$

Rescaling the variable $s \rightarrow (\sqrt{8m\Delta}/E)s$, we obtain

$$ie^{i\pi/4} \left(\frac{\sqrt{mE}}{(2\pi)^3 \sqrt{8\Delta}} \right)^{1/2} \int_{-\infty}^{\infty} ds \frac{e^{-\gamma|s|}}{(s+i\eta)^{3/2}} e^{i\lambda(s+s^3/3)},$$

with $\lambda = \sqrt{8m\Delta^3}/E$ and $\gamma = \Gamma\sqrt{8m\Delta}/E$. We are interested in the limit of $\lambda \gg 1$ and $\gamma \ll 1$. By using the steepest descent technique for the $\lambda \gg 1$ limit, the integral simplifies to

$$\begin{aligned} n_{\text{loc}}(E) &= \left(\frac{\sqrt{mE}}{(2\pi)^3 \sqrt{8\Delta}} \right)^{1/2} \sqrt{\frac{\pi}{\lambda}} e^{-\frac{2}{3}\lambda} \\ &= \frac{E}{8\pi\Delta} \exp \left[-\frac{2\sqrt{8m\Delta^3}}{3E} \right]. \end{aligned} \quad (\text{A2})$$

For the electric current in high field, however, we have to be cautious with the approximation of using the quadratic dispersion relation instead of that from a lattice model. Unlike the calculation of the occupation number above, the mechanical momentum $p + eEt$ increases beyond the first Brillouin zone in solids, and the continuum approximation will deviate from the lattice results, which will be discussed below. The electric current density J is calculated as

$$\begin{aligned} J(E) &= \frac{iE}{8\pi^2 m\Gamma} \int dp \int_{-\infty}^{\infty} ds \frac{(1+\Gamma|s|)e^{-\Gamma|s|}}{s+i\eta} \\ &\quad \times \exp \left[is\epsilon(p) + \frac{iE^2 s^3}{24m} \right] \\ &= \frac{e^{3\pi i/4}}{8\pi m} \left(\frac{\sqrt{2mE^3}}{2\pi\sqrt{\Delta}\Gamma^2} \right)^{1/2} \\ &\quad \times \int_{-\infty}^{\infty} ds \frac{1+\gamma|s|}{(s+i\eta)^{3/2}} e^{-\gamma|s|+i\lambda(s+s^3/3)}. \end{aligned} \quad (\text{A3})$$

The integral can be approximated by the steepest descent

method up to the leading orders of γ as

$$\begin{aligned} &\int_{-\infty}^{\infty} ds \frac{1 - \frac{1}{2}\gamma^2 s^2}{(s+i\eta)^{3/2}} e^{i\lambda(s+s^3/3)} \\ &\approx e^{-3i\pi/4} \left(1 + \frac{\gamma^2}{2} \right) \sqrt{\frac{\pi}{\lambda}} e^{-\frac{2}{3}\lambda}, \end{aligned} \quad (\text{A4})$$

and

$$J(E) \approx \frac{E^2}{8\pi m\Delta\Gamma} \left(1 + \frac{4m\Delta\Gamma^2}{E^2} \right) \exp \left[-\frac{2\sqrt{8m\Delta^3}}{3E} \right]. \quad (\text{A5})$$

The first term in the parenthesis corresponds to the Drude current $J_D = n_{\text{loc}}(E)E/(m\Gamma)$ in the continuum model with $n_{\text{loc}}(E)$ from Eq. (A2). However, in the nonlinear regime, a lattice model at $E \gg \Gamma$ develops the Bloch oscillation with the period $T = \pi/(eEa)$ (we use the unit $e = a = 1$). With a scattering time much exceeding this time scale, the Bloch oscillation averages out the current. In the regime of our interest [see Fig. 3(a)], $E/\Gamma \gtrsim 20$ after nonlinear threshold fields, and the Bloch oscillation eliminates the first contribution in Eq. (A5). Therefore, the conductance in the lattice model can be approximated with the next leading order of Γ as

$$\sigma(E) \approx \frac{\Gamma}{2\pi E} \exp \left[-\frac{2\sqrt{8m\Delta^3}}{3E} \right]. \quad (\text{A6})$$

The result can be expressed as $\sigma(E) = 4(\Delta\Gamma/E^2)n_{\text{loc}}(E)$. In the metallic lattice [36], the conductivity in the strong Bloch oscillation limit ($E \gg \Gamma$) is rigorously given as $\sigma_{\text{metallic}}(E) = (8/\pi)(t\Gamma/E^2)n_{\text{metallic}}(E)$ in the half-filled limit $n_{\text{metallic}}(E) = 1/2$, following a form similar to the above. While Eq. (A6) may be improved by considering the tight-binding dispersion relation for comparison with the numerical results, Fig. 3(a) shows that Eq. (A6) matches the numerical nonlinear conductivity reasonably well after the nonlinear threshold. The leading linear dependence in Γ is consistent with numerical results. By equating Eq. (A12) of [35] to Eq. (A6) we may estimate the nonlinear threshold field at which the linear behavior crosses over to the nonlinear regime from the relation $\Gamma/(2\Delta) \sim \lambda e^{-(2/3)\lambda}$.

[1] P. W. Anderson, *Phys. Rev.* **109**, 1492 (1958).

[2] P. A. Lee and T. V. Ramakrishnan, *Rev. Mod. Phys.* **57**, 287 (1985).

[3] D. Thouless, *Physics Reports* **13**, 93 (1974).

[4] N. Mott, *Adv. Phys.* **16**, 49 (1967).

[5] N. F. Mott, *The Phil. Mag.* **19**, 835 (1969).

[6] B. Kramer and A. MacKinnon, *Rep. Prog. Phys.* **56**, 1469 (1993).

[7] P. Anderson, *50 Years of Anderson Localization*, Published by World Scientific Publishing Co. Pte. Ltd (2010).

[8] M. Cutler and N. F. Mott, *Phys. Rev.* **181**, 1336 (1969).

[9] P. Sheng, *Scattering and localization of classical waves in random media*, Vol. 8 (World Scientific, 1990).

[10] T. R. Kirkpatrick, *Phys. Rev. B* **31**, 5746 (1985).

[11] S. John, *Phys. Rev. Lett.* **53**, 2169 (1984).

[12] A. Lagendijk, B. v. Tiggelen, and D. S. Wiersma, *Physics Today* **62**, 24 (2009).

[13] N. Mott, *Phil. Mag.* **24**, 911 (1971).

[14] N. F. Mott, M. Pepper, S. Pollitt, R. Wallis, and C. Adkins, *Proc. R. Soc. of London. A. Math. and Phys. Sci.* **345**, 169 (1975).

- [15] N. Mott, *J. Non-Cryst. Solids* **1**, 1 (1968).
- [16] H. Liu, A. Pourret, and P. Guyot-Sionnest, *ACS Nano* **4**, 5211 (2010).
- [17] H. A. Evans, J. G. Labram, S. R. Smock, G. Wu, M. L. Chabinye, R. Seshadri, and F. Wudl, *Inorg. Chem.* **56**, 395 (2017).
- [18] G. Paasch, T. Lindner, and S. Scheinert, *Synthetic Metals* **132**, 97 (2002).
- [19] N. Apsley and H. P. Hughes, *Phil. Mag.* **30**, 963 (1974).
- [20] A. Rahman and M. K. Sanyal, *Jour. of Phys.: Cond. Matt.* **22**, 175301 (2010).
- [21] B. I. Shklovskii, *Low Temp. Phys.* **50**, 1101 (2024).
- [22] P. A. Lee, *Phys. Rev. Lett.* **53**, 2042 (1984).
- [23] B. I. Shklovskii and A. L. Efros, *Electronic properties of doped semiconductors*, Vol. 45 (Springer Science & Business Media, 2013).
- [24] M. M. Fogler, S. Teber, and B. I. Shklovskii, *Phys. Rev. B* **69**, 035413 (2004).
- [25] H. Aoki, N. Tsuji, M. Eckstein, M. Kollar, T. Oka, and P. Werner, *Rev. Mod. Phys.* **86**, 779 (2014).
- [26] H. Haug, A.-P. Jauho, *et al.*, *Quantum kinetics in transport and optics of semiconductors*, Vol. 2 (Springer, 2008).
- [27] S. V. Malinin, T. Nattermann, and B. Rosenow, *Phys. Rev. B* **70**, 235120 (2004).
- [28] N. F. Mott, *Phil. Mag.* **22**, 7 (1970).
- [29] B. Shklovskii, *Sov Phys Semicond* **6**, 1964 (1973).
- [30] A. S. Rodin and M. M. Fogler, *Phys. Rev. B* **80**, 155435 (2009).
- [31] V. Prigodin, *Zh. Eksp. Teor. Fiz* **79**, 2338 (1980).
- [32] M. M. Fogler and R. S. Kelley, *Phys. Rev. Lett.* **95**, 166604 (2005).
- [33] B. O. Conchuir, C. Tarantini, C. R. McNeill, S. Hüttner, and A. Zacccone, *The Journal of Physical Chemistry C* **120**, 14539 (2016).
- [34] K. Senouci, N. Zekri, and R. Ouasti, *Physica A: Statistical Mechanics and its Applications* **234**, 23 (1996).
- [35] K. Mozumdar, H. F. Fotso, and J. E. Han, (2025), [arXiv:2503.09539 \[cond-mat.dis-nn\]](https://arxiv.org/abs/2503.09539).
- [36] J. E. Han, *Phys. Rev. B* **87**, 085119 (2013).
- [37] J. Li, C. Aron, G. Kotliar, and J. E. Han, *Phys. Rev. Lett.* **114**, 226403 (2015).
- [38] R. J. Elliott, J. A. Krumhansl, and P. L. Leath, *Rev. Mod. Phys.* **46**, 465 (1974).
- [39] V. Janiš, *arXiv preprint arXiv:2109.04723* (2021).
- [40] E. Dohner, H. Terletska, K.-M. Tam, J. Moreno, and H. F. Fotso, *Phys. Rev. B* **106**, 195156 (2022).
- [41] A. Georges, G. Kotliar, W. Krauth, and M. J. Rozenberg, *Rev. Mod. Phys.* **68**, 13 (1996).
- [42] H. F. Fotso and J. K. Freericks, *Frontiers in Physics* **8**, 10.3389/fphy.2020.00324 (2020).
- [43] J. Frenkel, *Phys. Rev.* **54**, 647 (1938).
- [44] N. W. Ashcroft and N. D. Mermin, *Solid State Physics* (Holt-Saunders, 1976).
- [45] S. Marianer and B. I. Shklovskii, *Phys. Rev. B* **46**, 13100 (1992).
- [46] G. K. van Ancum, M. A. J. Verhoeven, D. H. A. Blank, and H. Rogalla, *Phys. Rev. B* **52**, 5598 (1995).
- [47] L. V. Govor, I. A. Bashmakov, K. Boehme, and J. Parisi, *J. of App. Phys.* **91**, 739 (2002).
- [48] F. Tremblay, M. Pepper, R. Newbury, D. Ritchie, D. C. Peacock, J. E. F. Frost, G. A. C. Jones, and G. Hill, *Phys. Rev. B* **40**, 3387 (1989).
- [49] D. Yu, C. Wang, B. L. Wehrenberg, and P. Guyot-Sionnest, *Phys. Rev. Lett.* **92**, 216802 (2004).
- [50] M. Park, S. J. Hong, K. H. Kim, H. Kang, M. Lee, D. H. Jeong, Y. W. Park, and B. H. Kim, *App. Phys. Lett.* **111**, 173103 (2017).
- [51] F. Ladieu, D. L'Hôte, and R. Tourbot, *Phys. Rev. B* **61**, 8108 (2000).
- [52] J. E. Han, C. Aron, X. Chen, I. Mansaray, J.-H. Han, K.-S. Kim, M. Randle, and J. P. Bird, *Nat. Comm.* **14**, 2936 (2023).
- [53] J. D. Yuen, R. Menon, N. E. Coates, E. B. Namdas, S. Cho, S. T. Hannahs, D. Moses, and A. J. Heeger, *Nat. Mat.* **8**, 572 (2009).
- [54] H. Zeng, C. T. Black, R. L. Sandstrom, P. M. Rice, C. B. Murray, and S. Sun, *Phys. Rev. B* **73**, 020402 (2006).