

LEMIX: Enabling Testing of Embedded Applications as Linux Applications

Sai Ritvik Tanksalkar
Purdue University

Siddharth Muralee
Purdue University

Srihari Danduri
Purdue University

Paschal Amusuo
Purdue University

Antonio Bianchi
Purdue University

James C Davis
Purdue University

Aravind Kumar Machiry
Purdue University

Abstract

Dynamic analysis, through rehosting, is an important capability for security assessment in embedded systems software. Existing rehosting techniques aim to provide high-fidelity execution by accurately emulating hardware and peripheral interactions. However, these techniques face challenges in adoption due to the increasing number of available peripherals and the complexities involved in designing emulation models for diverse hardware. Additionally, contrary to the prevailing belief that guides existing works, our analysis of reported bugs shows that high-fidelity execution is not required to expose most bugs in embedded software. Our key hypothesis is that security vulnerabilities are more likely to arise at higher abstraction levels.

To substantiate our hypothesis, we introduce LEMIX, a framework enabling dynamic analysis of embedded applications by rehosting them as x86 Linux applications decoupled from hardware dependencies. Enabling embedded applications to run natively on Linux facilitates security analysis using available techniques and takes advantage of the powerful hardware available on the Linux platform for higher testing throughput. We develop various techniques to address the challenges involved in converting embedded applications to Linux applications. We evaluated LEMIX on 18 real-world embedded applications across four RTOSes and found 21 new bugs, in 12 of the applications and all 4 of the RTOS kernels. We report that LEMIX is superior to existing state-of-the-art techniques both in terms of code coverage ($\sim 2X$ more coverage) and bug detection (18 more bugs).

1 Introduction

Society’s dependence on low-powered Microcontroller Unit (MCU) based devices (*e.g.*, IoT devices), has significantly increased, controlling various aspects of our daily lives, including homes [16], transportation [15], traffic management [85], and the distribution of vital resources like food [71] and power [68]. The adoption of these devices has seen rapid

and extensive growth, with an estimated count of over 50 billion devices by the end of 2020 [14]. Vulnerabilities in the software controlling these devices have far-reaching consequences [17, 96] due to the pervasive and interconnected nature of these devices, as exemplified by the infamous Mirai botnet [62] and more recent URGENT/11 [10] vulnerabilities. It is important to detect such vulnerabilities proactively. Various works [97] show that dynamic analysis, especially fuzzing [60], is effective at vulnerability detection in web and desktop software. However, the dynamic analysis of embedded systems [38] is challenging [65, 94] because of the close interaction with hardware and the lack of Operating System (OS) abstractions. The lack of robust and readily available dynamic analysis tools (comparable to those for x86 systems) further imposes engineering challenges.

To mitigate this, *rehosting* [35] has emerged as an effective technique. By decoupling firmware from its hardware dependencies and enabling execution within an emulated environment, rehosting facilitates deeper exploration and analysis of embedded software without the constraints of physical hardware. Existing rehosting techniques mainly focus on achieving high-fidelity execution without hardware and focus on modeling peripheral interactions through manually created models [28], pattern-based model generation [37], or models built using machine learning techniques [41, 86]. They depend on the availability of an MCU-specific Instruction Set Architecture (ISA) emulator and require considerable engineering effort [95] to configure different peripherals. *We hypothesize that this high-fidelity execution is not required for vulnerability detection, and a coarse approximation of program behavior is sufficient.* We validate our hypothesis through a preliminary analysis of previously reported bugs (§ 3.1). We find that most bugs occur at higher software levels, and not within architecture-specific elements like inline assembly.

Starting from this observation, in this paper, we present LEMIX, a novel approach to rehost embedded applications as Linux applications (for x86), which we call LEAPPs, with the goal of improving vulnerability detection capability in embed-

ded software with minimal engineering effort. LEMIX enables the use of dynamic analysis techniques readily available for Linux applications, such as sanitizers [80] on embedded applications. However, converting embedded applications to x86 Linux applications and enabling dynamic analysis poses challenges, *i.e.*, preserving execution semantics, retargeting to different ISA, and handling peripheral interactions. We maintain execution semantics by leveraging the Linux Portable Layer, which comes as a part of most of the prevalent RTOSes (§ 4.1.1). We use an interactive refactoring approach (§ 4.1.2) to handle ISA retargeting. We tackle peripheral interactions (§ 4.1.4) by first identifying MMIO addresses through constant address analysis and using runtime instrumentation to feed peripheral data through standard input, thereby eliminating the need for precise peripheral models. We also weaken peripheral state-dependent conditions to improve code coverage, which is often limited by these conditions that are difficult for a fuzzer to bypass. To further improve testing, we apply a function-level fuzzing approach based on available research [55, 67] that directly invokes the target function with appropriate arguments generated from the input.

We evaluated LEMIX on 18 real-world embedded applications ranging across four RTOSes, including FreeRTOS, NuttX, Zephyr, and ThreadX. These RTOSes support major semiconductor platforms like Qualcomm, NXP, Nordic [5, 7, 8, 12] etc. We show that our approach can successfully convert applications to LEAPP with only a little manual effort. We tested LEAPPs by using whole-program fuzzing and function-level fuzzing and found 21 previously unknown bugs with 14 out of 18 applications effected by these bugs. Our ablation study shows that our techniques significantly contribute to the overall effectiveness of LEMIX. Finally, comparative evaluation against the state-of-the-art approaches shows that LEMIX is superior at improving code coverage ($\sim 2X$ more coverage) and bug detection (18 additional bugs).

In summary, the following are our contributions:

- We propose LEMIX, an extensible framework to rehost embedded applications as x86 Linux applications (*i.e.*, LEAPPs) without emulation or physical devices.
- We design various analysis techniques to tackle challenges in maintaining execution semantics, retargeting, and handling peripheral interactions. We also design techniques to improve the testing and code-coverage on LEAPPs.
- We evaluated LEMIX on 18 embedded applications across four Real Time Operating Systems (RTOSes) and found 21 previously unknown bugs, most of which are confirmed and fixed by the corresponding vendors.
- Our comparative evaluation against state-of-the-art approaches shows that LEMIX is superior in code coverage and bug detection.

2 Background and Threat Model

We provide the necessary background of our target embedded systems (§ 2.1) and information about their software architecture (§ 2.2), along with our threat model (§ 2.3).

2.1 Type-2 Embedded Systems

Embedded systems perform a designated task with custom-designed software and hardware. Following previous systematization works [35, 65], these systems can be categorized into three types: Type-1 systems use general purpose OSs retrofitted for embedded systems, *e.g.*, Embedded Linux; Type-2 systems use an RTOS, a class of OS that provides timing guarantees, minimal hardware abstraction, and prioritizes tasks to meet strict timing constraints critical for real-time applications, and Type-3 systems use no OS abstractions.

In this work, we focus on Type-2 systems, which consist of an RTOS combined with application code. Type-2 designs are common in safety-critical scenarios, supported by the availability of safety-certified RTOSes [6, 11, 91], which comply with guidelines like those set by MISRA [21] and provide real-time guarantees [89]. As shown in Figure 4, they have a layered design [82] and decouple the application components from the underlying RTOS kernel. Most RTOSes modularize their code base to capture all the hardware-specific functionalities within a portability layer specialized per MCU.

2.2 Portability Layers

As shown in Figure 4, RTOSes depend on a portable architecture to enable easy support for the diverse set of available CPU architectures and boards. Specifically, the portable layer provides header files that define interfaces between the hardware-agnostic kernel and the various MCU-specific ports. The RTOS kernel above the portable layer contains hardware-agnostic code. The hardware-specific implementations, containing interactions with specific MCU registers, memory regions, and peripherals, are contained in MCU ports, which are compiled and linked with the kernel. As a result of the portable architecture, an embedded application designed for a specific CPU architecture can run on a different CPU architecture by replacing the current MCU port with that of the new architecture [48].

To improve testability and aid embedded firmware development, many RTOSes also provide ports for various host operating systems such as Linux and Windows. We refer to these ports as the *Native Portable Layer (NPL)* and this includes the *Linux Portable Layer (LPL)* and the *Windows Portable Layer (WPL)*. These native ports allow embedded applications built on these RTOSes to be run on respective desktop operating systems as native applications. Native ports use host-provided implementation to simulate various embedded functionalities. For example, the Linux Portable Layer (LPL)

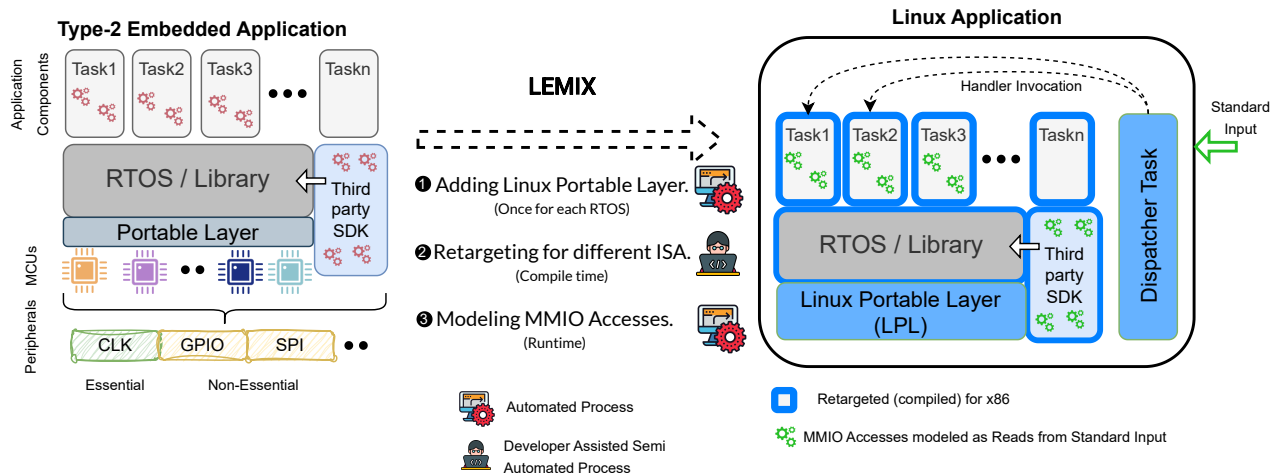


Figure 1: Architecture of a Type-2 Embedded System and overview of LEMIX approach to convert it to a Linux Application.

```

1  size_t board_get_unique_id(
2      uint8_t id[],
3      size_t max_len
4  )
5  {
6      (void) max_len;
7
8      // MMIO Access, controlled by attacker
9      uintptr_t did_addr =
10         NRF_FICR->DEVICEID; 🛠️
11
12     const uint8_t* device_id =
13         (const uint8_t*) did_addr; 🛠️
14     for(uint8_t i=0; i<8; i++) {
15         // Arbitrary data write to id memory
16         id[i] = device_id[i]; 🚬
17     }
18     return 8;
19 }

```

Listing 1: The device ID is read from `NRF_FICR` and used without validation, risking NULL pointer dereferencing or arbitrary writes.

of the FreeRTOS [2] and Zephyr [13] operating systems use Linux `threads` to simulate tasks, `signals` to simulate interrupts, and `timers` to simulate clocks in the application. We provide more details about NPL in Appendix B.0.1.

2.3 Threat Model

Embedded applications receive inputs from a variety of sources, such as network interfaces, external storage devices (e.g., SD cards, USB), user-provided inputs via buttons or screens, and peripherals accessed through Memory Mapped I/O (MMIO). In our threat model, we assume that *the attacker can control all inputs to the embedded application, including those coming from peripherals accessed via MMIO accesses*. Specifically, all values through MMIO reads are fully con-

trolled by the attacker. The goal of the attacker is to trigger vulnerabilities in the embedded application.

This threat model is reasonable from the Defense in Depth perspective [66] and has been used in several other works [19, 50, 56]. Also, from a software resilience standpoint, it is important to reasonably validate data received from external entities (such as peripherals) to avoid arbitrary failures. For instance, in Listing 1, the address to read from (i.e., `device_id`) is received through a peripheral (via MMIO read on line 9). Although the application cannot know whether the address is valid, it should check that it is not `NULL`, an invalid value.

3 Motivation

Dynamic analysis, such as fuzzing, is shown to be an effective technique for vulnerability detection [60]. Scalable dynamic analysis of Type-2 embedded applications requires an instrumentation capability (e.g., through an emulator) and hardware independence. One of the most popular approaches is *rehosting* [35], where an unmodified embedded firmware will be executed or rehosted in a virtualized environment. One of the main challenges in rehosting is to achieve execution fidelity. Figure 5 (in Appendix) shows how we categorize existing techniques across four quadrants based on the execution fidelity and the analyst (or developer) effort. Ideal one achieves highest execution fidelity with least analyst effort in a hardware-independent manner. As we will discuss in § 7, existing rehosting techniques mainly focus on this by investing in various techniques to automatically handle peripheral interactions — which are hard to generalize across peripherals. Furthermore and more importantly, such high-fidelity execution may not be needed to detect most vulnerabilities.

3.1 Bug Manifestation Fidelity

We analyzed 84 publicly reported memory corruption vulnerabilities taken from the recent work by Sharma *et al.*, [81] to identify whether precise peripheral models are required to manifest them. We found that none of them require precise peripheral models, and none of them involve inline assembly code. Our analysis is further confirmed by the recent work [90], which detected various vulnerabilities through low-fidelity dynamic analysis. High-fidelity execution is required to execute an embedded application according to its semantics and verify functional properties. However, one can trigger most bugs without such a high fidelity. Rather, we need just enough to trigger the bug; we call this the *Bug Manifestation Fidelity (BMF)*. Following the definitions of Wright *et al.*, [95], BMF is similar to module-level execution fidelity. Specifically, we should be able to execute a module (*i.e.*, a group of functions) with *enough fidelity* to expose a bug.

Listing 1 demonstrates a motivating example of a bug we discovered in TinyUSB. The function `board_get_unique_id` writes 8 bytes to `id` array by reading from `device_id` (*i.e.*, `did_addr`), an address received through MMIO access at line 10, *i.e.*, the address is provided by the peripheral. However, the length of `id`, *i.e.*, `max_len` could be less than 8, resulting in a buffer overwrite. Furthermore, a malformed peripheral can provide a `NULL` address, resulting in a `NULL`-ptr dereference while accessing `device_id`.

We do not need a high-fidelity execution to detect the bug in Listing 1. We just need to execute the function `board_get_unique_id` and handle MMIO access (at line 16). We also need the capability to detect invalid memory accesses (also at line 16), which is challenging in embedded systems because of the lack of memory protection mechanisms [65]. Although we do not require precise peripheral models to trigger the bug, achieving BMF or module-level execution fidelity without them is challenging. As mentioned in § 2.1, embedded applications are organized into a set of tasks and use a real-time scheduler to trigger the tasks. To execute the function `board_get_unique_id` in Listing 1, we need to ensure the task containing the function gets executed, which further depends on the scheduler, which requires precise models for the clock peripheral. *Can we achieve BMF without explicitly providing precise peripheral models?* In summary, we need the capability to execute the embedded application, handle MMIO accesses (*i.e.*, provide data on reads and ignore writes), and the ability to detect memory safety violations.

3.2 The Idea

General problems related to vulnerability detection through dynamic analysis, such as execution environment [32] and detectability [84], have been well explored and have many effective solutions [23] for Linux applications on standard ISAs, *e.g.*, x86 and x64. Previous works, such as AoT [49], try

to extract individual components from complex systems, such as Linux kernel and bootloader, into independent user space applications and test them with existing techniques. Our aim is to convert embedded applications into Linux applications and achieve BMF, consequently making all emerging dynamic analysis techniques (focusing on regular programs) [61] readily applicable to embedded applications. Recently, Srinivasan *et al.*, [87] demonstrated the feasibility of the conversion approach by manually converting three simple FREERTOS embedded applications into Linux applications. However, designing a generic technique involves tackling the following challenges.

- **(Ch1) Preserving Execution Semantics.** Linux applications, by default, follow single-threaded execution. However, embedded applications (as explained in § 2.1) are engineered in terms of event-driven tasks and are multithreaded [42]. Simply replacing RTOS files with their POSIX equivalents (LPL) often leads to unintended errors during integration. Incorporating a POSIX-compatible RTOS requires a systematic and automated mechanism, as this process involves more than just file replacements; it necessitates careful adaptation to preserve the embedded system’s original task-based and event-driven execution semantics.
- **(Ch2) Retargeting to different ISAs.** Though majorly developed in C, embedded applications use various non-standard and embedded toolchain-specific C features not supported by traditional compilers for desktop ISAs, *e.g.*, x86. The presence of inline ISA-specific assembly (*e.g.*, of ARM) further complicates retargeting (*i.e.*, compiling) for other ISAs. We need to have a mechanism to compile an embedded application for common desktop ISAs.
- **(Ch3) Handling Peripheral Interactions.** Embedded systems directly interact with peripherals, mostly through a dedicated set of MMIO addresses [73]. It is crucial to distinguish these MMIO addresses from regular memory accesses because they correspond to physical hardware components, and improper handling can lead to incorrect behavior.

4 LEMIX

We design LEMIX, an interactive framework enabling effective dynamic analysis of embedded applications by converting them to Linux applications, which we call LEAPP. The right side of Figure 4 shows the summary of our approach to tackling the challenges (§ 3.2) in converting to LEAPP. Our framework has two phases as illustrated in Figure 6 (in Appendix). In Phase 1, we convert the given embedded application into LEAPP using static analysis techniques and compiler instrumentation. We use an interactive approach to tackle certain complex code idioms during retargeting. We also design instrumentation techniques for LEAPPs to

improve the effectiveness of dynamic analysis, specifically random testing. In Phase 2, we focus on testing LEAPP. We support two modalities, whole-program, and function-level testing, providing a holistic testing infrastructure.

4.1 Phase 1: Analysis Friendly LEAPP

This phase generates a dynamic analysis-friendly LEAPP from a given embedded application and the target RTOS configuration. This requires us to tackle challenges as mentioned in § 3.2.

4.1.1 Handling execution semantics using LPL (Ch 1)

As explained in § 2.1, embedded applications rely on RTOS functions for their execution semantics. For instance, an application for FREERTOS uses `xTaskCreate` function to create a task and `vTaskStartScheduler` to start the scheduler. Similarly, `xTimerCreate` function is used to register for a timer event.

Embedded systems use a portable layer enabling an RTOS to be used for different MCUs (Figure 4). As explained in § 2.2, most RTOSes maintain a NPL enabling them to run on top of regular OSes, *i.e.*, Windows (WPL) or Linux (LPL).




Given the source code of an embedded application, we identify the RTOS dependencies and re-configure them with corresponding LPL. To aid our process, we gather and maintain the LPL software packages of RTOSes apriori. This is not trivial as the build setup of the application may include MCU-specific configurations enabling certain HAL-specific APIs necessary for its functionality. For instance, in the FreeRTOS app TinyUSB, the `configTIMER_QUEUE_LENGTH` is set to 32, while the POSIX build sets it to 20, causing undefined behavior due to the application’s expectation that this value should not exceed its configuration. In few cases, peripheral models implemented in the original RTOS may not be available in the corresponding LPL.

To address this, we designed a fully automated approach that selectively integrates configurations from the application that do not disrupt the LPL build. Each RTOS configuration from the application is iteratively toggled in the LPL build, retaining those that compile successfully. Once the LPL build successfully incorporates the necessary configurations, we replace the application’s RTOS object files with those from the successful LPL build. This approach however can induce unexpected behaviors in the ported application since not every configuration was incorporated from the application’s config. However, we did not observe any false positive crashes due to misconfigured LPL build during our evaluation.




4.1.2 Interactive Resolution for Retargeting (Ch 2)

As mentioned in § 3.2, our goal is to build LEAPP for common desktop ISAs, specifically x86, because of the availability of various testing tools. We want to use the CLANG compiler as

```

1   Affected Source file
2  struct foo {
3      int x;
4      int y[];
5  };
6  struct foo bar = {1, {2, 3, 4}};
7
8   Compilation Fails
9  error: initialization of flexible array member is not allowed
10 struct foo bar = {1, {2, 3, 4}};
11
12  Lemix Provides the Following Guidance Instruction
13
14 1. Search for the definition of the structure which has the
15    flexible member.
16 2. The member declaration will have a [], add a constant
17    value ex. [100] to the member.
18 3. Re-run the framework.

```

Listing 2:  shows a sample code which causes compilation error indicated by . LEMIX provides instructions to the developer to assist in fixing errors shown by .

the LLVM IR enables us to easily perform various analysis tasks, and also, several techniques (*e.g.*, loop analysis) already exist in the CLANG infrastructure. However, just replacing the compiler with CLANG and changing the target ISA to x86 does not work. Because (as mentioned in § 3.2) embedded applications use non-standard C language features and inline assembly of other ISAs, *e.g.*, ARM. Automatically handling this requires whole program semantic reasoning [54], a known hard problem.

We use an *interactive human-in-the-loop refactoring approach to tackle this*. We aim to automatically refactor the code to be CLANG and x86 friendly using a set of refactor patterns. However, for cases requiring semantic reasoning, we resort to developer assistance by providing precise guidance instructions. Our automation takes over after developer assistance, and the process continues with intermittent manual refactorings until the resulting code can be compiled using CLANG, *i.e.*, able to generate x86 LLVM Bitcode. The Table 8 (in Appendix) summarizes automated and interactive refactorings.

We classify the set of refactorings into the following two categories and present the techniques used to handle them:

- **Compiler Incompatibilities:** These are incompatibilities because of compilers (GCC v/s CLANG) and architecture-dependent code, *e.g.*, expecting `int` to be of 4 bytes. A significant portion of embedded software relies on GCC-based toolchains [93]. However, making the transition from a GCC build environment to CLANG is challenging, especially for embedded codebases [82]. Table 8 (in Appendix) highlights the incompatibilities between GCC and CLANG affecting our embedded applications. Some of these, such as Variable-Sized Object initialization, are still not supported even in the latest version of LLVM at the time of writing (LLVM 18) [33]. Although several works [29, 58, 82] mention this problem, to the best of our knowledge, we are the

first to highlight these issues, which have not yet received sufficient attention among embedded developers. Addressing compiler incompatibilities requires semantically equivalent refactorings. We define a set of refactoring templates for automatically handling several of these issues and resort to developer assistance for others. We also provide guidance instructions to assist in the refactoring an example of which is shown in Listing 2.

- **Inline Assembly:** Embedded applications often use inline assembly for low-level operations, such as MCU-specific initialization [82]. LEAPP eliminates the need for such initialization by relying on LPL. As discussed in § 3.1, precise handling of assembly is unnecessary for manifesting most vulnerabilities. We automate source code rewriting to identify and comment out inline assembly regions. Commenting out assembly may lead to uninitialized or undefined variables (e.g., Listing 7 in Appendix). Most inline assembly reads architecture-specific registers for initialization checks. To address this, we randomly initialize variables defined by assembly to 0 or 1, allowing applications to bypass initialization routines over multiple runs. Our approach may not handle all cases, such as inline assembly within macros or machine code representations (e.g., Listing 8 in Appendix). In such cases, we automatically detect issues and provide developers with precise instructions, such as resolving compilation errors like *expected closing parenthesis*. LEMIX pinpoints problematic lines and suggests fixes, ensuring minimal manual intervention.

4.1.3 Opportunistic Symbol Resolution

The final step in creating an LEAPP involves linking compiled LPL and application object files. However, directly linking RTOS object files often results in linker errors [22] because embedded applications may invoke MCU-specific functions [82] that are not present in LPL, causing undefined reference errors [77]. For example, in the FreeRTOS application *Infinitime*, the function *xTimerGenericCommand* is invoked but not available in LPL, leading to a linker error.

We address such issues using an opportunistic approach by identifying and linking MCU-specific RTOS object files (denoted as O_u) that define the missing symbols. However, this can cause multiple definition errors if symbols in O_u overlap with those in LPL. For instance, resolving *xTimerGenericCommand* by including the application kernel’s *timers.o* introduces duplicate definitions, such as *prvInitialiseNewTimer*, between the application kernel’s *timers.o* and the LPL kernel’s *timers.o*. We want to ensure that references are linked with the expected symbols. We use a two-phase approach to tackle this:

- **Creating Library Archives:** We observed that embedded applications and RTOSes use build procedures based on archiving [1], which prevents duplicate symbol errors across

```

1  uint32_t HAL_RCC_GetSysClockFreq(void)
2  {
3      uint32_t pll = 0U, pllco = 0U, pllp = 0U;
4      uint32_t sysclockfreq = 0U;
5
6      if (isMMIO(RCC->PLLCFGR)) {
7          pll = get_input_from_stdin() & RCC_PLLCFGR_PLLM;
8      } else {
9          /* Get SYSCLK source - Original */
10         pll = RCC->PLLCFGR & RCC_PLLCFGR_PLLM;
11     }
12     ...
13     sysclockfreq = pllco / pllp;
14     return sysclockfreq;
15 }

```

Listing 3: ■ shows original MMIO accesses that are instrumented in LEAPP. ⚡ shows a div-by-zero bug in STM32 HAL.

multiple components, e.g., an application can have a function (say f) with the same function as an RTOS function. Creating an archive of application-specific object files ensures that all references to f within these object files are linked to the application-specific version. We trace the build process to identify which archives (and their order) were created and the corresponding object files. We follow the same order when creating and linking archive files to ensure that original references are intact.

- **Modifying Symbol in One of the Objects:** The remaining multiple references cannot be resolved by archiving; hence, the symbol name has to be modified in one of the object files. If the multiple reference is between an Application’s object file and LPL object file, we change the symbol name in the Application object file, which ensures that calls in the application to LPL functions are linked appropriately. For other cases, we modify either of the object files to resolve the error.

Handling Symbol Aliasing: In the original application’s build procedure, the linker might create aliases for various symbols to maintain interoperability across different boards as guided by linker scripts. For instance, the symbol *__init_clock* might be resolved to aliases like *__stm32_clock_init* or *__nrf52_clock_init*, depending on the target board. Additionally, multiple aliases can be created for the same symbol. Ignoring such aliases results in NULL-ptr dereferences while executing the resulting LEAPP. To tackle this, we first extract the aliasing information from the original embedded application (compiled for the target MCU) and identify symbol aliases. Next, we instrument our LEAPP and link the symbol aliases to the appropriate references in LEAPP.

4.1.4 Peripheral Modeling and Instrumentation (Tackling Ch 3)

As mentioned in § 2.3, our threat model includes malicious peripherals, i.e., we assume that all inputs from peripherals

can be controlled by an attacker. As mentioned in § 2.1, applications interact with peripherals by accessing corresponding MMIO addresses and interrupts.

Handling MMIO Accesses: Input from peripherals is received through reading MMIO addresses. We aim to model loads (*i.e.*, reads) from these addresses as reads from standard input and ignore stores (*i.e.*, writes) as we focus on vulnerability detection (*i.e.*, BMF as described in § 3.1).

First, we determine MMIO address ranges. One of the common techniques is to find these address ranges from peripheral System View Description (SVD) files [9]. However, as we will show in § 5.3, oftentimes, SVD files are incomplete and do not contain all peripheral address ranges which is also a known problem [18]. We aim to create an automated technique that does not depend on SVD files.

Peripherals have predefined MMIO address ranges, and applications access them through hardcoded addresses [37, 86]. We perform a constant address analysis to determine all hardcoded address values, *i.e.*, constant values used as pointer operands in load and store instructions. The corresponding pages form the base MMIO pages (P_m). For instance, if we found a constant address x , then we will add the corresponding page $[b, b + 4093]$ to P_m , where $b = (x \& \sim (0x3FF))$ is the base address of the corresponding page. We also perform additional coalescing and consider all pages within a range of ± 2 KB from that boundary, also as MMIO addresses. This approach helps group related MMIO access and ensures that accesses within the same memory-mapped region are consistently recognized.

Next, we will hook all loads and stores through compile-time instrumentation and link with our runtime library. At runtime, our hook will check if a load is within an MMIO address range; if yes, then it will read an appropriate number of bytes from input and return the corresponding value. Similarly, our hook will ignore all stores to MMIO address ranges. Listing 3 shows the example of our instrumentation (highlighted lines), where the memory access `RCC->PLLCFGR` is checked to see if it is an MMIO address; if yes, we will read a value of corresponding size (*i.e.*, 4 bytes) from input.

Handling Interrupts: Interrupts are treated as peripheral inputs and triggered at random intervals. LEMIX identifies Interrupt Service Routines (ISRs) using RTOS-specific patterns, such as ISR vector tables in assembly files, while ignoring handlers implemented in assembly. Using RTOS-specific templates, we create a *Dispatcher Task* to invoke ISRs at arbitrary intervals (Listing 9 in the Appendix). To prevent false crashes from ISRs requiring preconditions (*e.g.*, valid global pointers), we use lightweight binary analysis and dynamic tracing to identify and disable them.

4.1.5 Dynamic Analysis Assistance Instrumentation

Embedded applications have considerable peripheral state-dependent code [78]. Specifically, they check for peripherals

```

1 // Before Condition Weakening
2 while
3 ((NRF_CLOCK->LFCLKSTAT & CLOCK_LFCLKSTAT_STATE_Pos)⊗) {
4     // Busy Waiting
5     ⚡;
6 }
7
8 interesting_function();
9
10 // After Condition Weakening
11 label:
12     bool cond = (NRF_CLOCK->LFCLKSTAT &
13                 CLOCK_LFCLKSTAT_STATE_Pos); ⊗
14     new_cond = cond;
15     if (isMMIO(NRF_CLOCK->LFCLKSTAT) && stdin_read() % 2) ⚡
16         new_cond = !cond; ⊕
17     while (new_cond) {goto label};
18
19 interesting_function();

```

Listing 4: ⊗ indicates MMIO coverage blockers, ⚡ marks busy waiting due to unsolved constraints, ⚡ represents our instrumentation and ⊕ shows MMIO condition toggling.

to be in a specific state before interacting with it or to perform some interesting function, *e.g.*, as shown in Listing 4, at lines 3–4, the code busy-waits until the control register (accessed through MMIO read `NRF_CLOCK->LFCLKSTAT`) has any of the bits corresponding to `CLOCK_LFCLKSTAT_STATE_Pos` that are not set.

Peripherals state is accessed through reading certain registers, *i.e.*, reading from certain MMIO addresses [51, 78], *e.g.*, clock state is accessed through `NRF_CLOCK->LFCLKSTAT` (an MMIO addresses) in Listing 4. Given that we model all peripherals reads (§ 4.1.4) as reads from standard input, the coverage of state-dependent code becomes the problem of constraint input generation. For instance, in Listing 4, the MMIO access, *i.e.*, `NRF_CLOCK->LFCLKSTAT` will be fetched from input. For the execution to reach out of the loop, an input generation technique (*e.g.*, AFL++) should provide an input that satisfies the constraint. Existing techniques handle this by providing precise peripheral models [78, 86] or symbolic execution [31], but they have scalability issues [35].

To tackle this, we perform *Weakening of Peripheral State Dependent conditions*. Specifically, we instrument each conditional instruction to check whether it involves reading from an MMIO address; if yes, then we weaken the condition such that any value can satisfy the constraint with 50% probability as shown in the lower part of Listing 4. Previous works [27, 70] show that such an approach greatly improves the effectiveness of fuzzing. We will also show in § 5.5 that our approach greatly improves the coverage. Additionally, we also perform instrumentation to collect additional metrics, such as coverage.

4.2 Phase 2: Testing

This phase focuses on fuzzing of LEAPPs generated in Phase 1. We explore two modes of fuzzing: (i) Whole program and (ii) Function level.

4.2.1 Whole Program Fuzzing

Here, we fuzz LEAPPs as a whole by providing inputs at appropriate locations (*i.e.*, MMIO accesses) until LEAPP terminates or crashes because of a bug.

4.2.2 Function Level Fuzzing

In this mode, we directly fuzz individual functions by providing arguments of appropriate type [20, 98]. Given a function f , we use a simple co-relation analysis [72] to determine the argument types and their size associations, *e.g.*, for a function that accepts two arguments, an integer array pointer, and its length; our co-relation analysis will produce: {arg1: {ARRAY, **int**, SIZE: arg2}, arg2: **int**}. Next, we automatically create generators for each of the argument types, *i.e.*, functions that generate values of a specific type from the input. For instance, for the above example, the generator will create an integer array of an arbitrary size, populate it with random integer values, and return the pointer and size. Finally, we invoke f with the pointer returned by the generator and the size as the second argument. Unlike whole program fuzzing (§ 4.2.1), each fuzzing run in function level fuzzing invokes the target function once and exits.

5 Evaluation

We use a combination of Python scripts and CLANG/LLVM 10 toolchain passes to implement our framework. We provide more details in Appendix B.1. We evaluate LEMIX by answering the following questions:

- RQ1** (*Converting to LEAPP Applications* (§ 5.2)): How effective is our approach (§ 4.1.2) in converting embedded applications to LEAPPs? How much manual effort is needed to convert each application?
- RQ2** (*Peripheral Handling* (§ 5.3)): How effective is our approach (§ 4.1.4) in identifying MMIO addresses?
- RQ3** (*Testing LEAPP Applications* (§ 5.4)): What is the effectiveness of testing LEAPPs through different fuzzing approaches, *i.e.*, whole-program fuzzing and function-level fuzzing?
- RQ4** (*Ablation Study* (§ 5.5)): What is the contribution of our peripheral handling (§ 4.1.4) and dynamic analysis assistance (§ 4.1.5) on overall effectiveness?
- RQ5** (*Comparative Evaluation* (§ 5.6)): What is the effectiveness of LEMIX compared to the existing state-of-the-art techniques?

5.1 Dataset and Setup

Dataset: Table 1 gives our application set, selected in 2 steps.

First, to study Type-2 embedded systems, we ensured diversity at the RTOS level, choosing four popular RTOSes: FreeRTOS (widely used in resource-constrained systems),

Table 1: Summary of our Dataset containing 18 applications across four prevalent RTOSes. The SLOC (Source Lines of Code) column counts code from the application source files, headers, assembly files, SDKs and submodules used by the application, and the underlying RTOS. (Table 5 in Appendix has full details).

RTOS	Application	ID	SLOC
FreeRTOS	FlipperZero	f1	289k
	Infinitime	f2	2.39M
	SmartSpeaker	f3	172.8k
	cdc_msc_freertos	f4	933k
	hid composite freertos	f5	932k
Nuttx	nrf52840-dk pwm	n1	2.1M
	nrf52-feather i2c	n2	2.02M
	nsh	n3	2.07M
	spawn	n4	2.1M
	PX4-Autopilot	n5	1.9M
Zephyr	Zephyr Blinky	z1	20.2k
	zmk	z2	28.6k
	ZSWatch	z3	36.6k
Threadx	Tx_FreeRTOS_Wrapper	t1	1.09M
	Tx_LowPower	t2	922k
	Tx_Module	t3	1.01M
	Tx_Thread_Creation	t4	871k
	Tx_Thread_MsgQueue	t5	996k

Table 2: Approximate Number of unique basic blocks discovered by various configurations of LEMIX in comparison to State Of The Art Tools (Discussed in § 5.4 and § 5.6). M1- M3 represents different configuration modes for LEMIX. Refer to Table 9 (In Appendix) for a larger version.

AppID	Lx						Fw			Mf		
	M1		M2		M3		Cov	Crash	Bug	Cov	Crash	Bug
	Cov	Bug	Cov	Bug	Cov	Bug						
f1	731	0	2.9k	1	↔	1	500	1	0	1k	0	0
f2	456	1	2.8k	3	↔	1	500	N/A	N/A	1.5k	1	1
f3	560	1	668	2	1.5k	3	500	N/A	N/A	2k	41	0
f4	563	0	1k	1	6k	3	500	0	0	2k	41	0
f5	442	0	728	2	1.8k	2	700	0	0	1.8k	93	0
n1	105	0	301	1	13.5k	1	356	0	0	25.2k	148	0
n2	143	0	338	0	16.8k	1	405	0	0	300	0	0
n3	157	1	357	1	19.9k	1	60	1	1	100	1	0
n4	135	0	235	1	19.5k	1	388	3	0	2.4k	0	0
n5	823	0	1.5k	1	↔	0	134	0	0	226	0	0
z1	76	0	86	2	3k	4	44	2	0	213	0	0
z2	0	0	2	12.3k	3	0	0	N/A	N/A	10.8k	483	1
z3	0	0	2	4.6k	6	0	0	N/A	N/A	0	N/A	N/A
t1	210	0	553	0	6.3k	0	670	0	0	750	0	0
t2	214	0	553	0	240	0	791	0	0	694	0	0
t3	0	0	0	3.1k	0	0	900	0	0	700	0	0
t4	310	0	455	1	188	1	749	0	0	659	10	1
t5	254	0	436	0	5.2k	0	748	0	0	658	0	0
Avg/Tot	345	3	860	20	7.5k	28	496	7	1	3.1k	777	3
Unique Bugs	3		10		11		1			3		

Zephyr (modularity and scalability), NuttX (POSIX-compliant and versatile), and ThreadX (optimized for high-performance real-time applications).

Second, we sampled applications for each RTOS from GitHub, selecting both major projects (actively maintained and widely used, e.g., PX4 for drones, Infinitime for smart-watches) and minor ones (small tasks targeting specific peripherals, e.g., TinyUSB for USB and Nrf_Pwm for PWM functionality).

Setup: We have conducted our experiments on an AMD EPYC 7543P 32 Core Processor with 64 threads and 128 GB of RAM. In whole program mode, we fuzzed each application for 48 hours following suggested best practices [46]. In function-level mode, we fuzzed target functions for 10 minutes, as we found that coverage did not improve after that for most functions.

5.2 RQ1: Converting to Linux Applications

5.2.1 Methodology

We measure the ability of LEMIX to successfully convert the 18 embedded applications in our dataset to Linux applications and the amount of manual effort required. An application is successfully converted if it can be compiled and executed on a Linux operating system without crashing. Additionally, as described in § 4.1.2, LEMIX relies on human intervention to guide retargeting to desktop ISA. We categorize the required human effort into three categories as follows: (a) Setup (Identifying source files and build/compilation instructions), (b) Addressing errors due to compiler incompatibilities, and (c) Handling inline assembly. Then, we measure the time spent in each category and the impact on the application’s source files.

These conversions were performed by the authors, who are graduate students with intermediate expertise in C/C++ but with less experience with embedded codebases. The conversion time to LEAPP depends on familiarity with the embedded codebase, so the reported measurements represent an upper bound; engineers with embedded expertise should require significantly less time.

5.2.2 Results

Using LEMIX’s interactive approach, we successfully converted all the applications in our dataset to LEAPP. As shown by the results in Table 2, we were able to execute and dynamically analyze all 18 applications.

Figure 2 shows the box plot of time spent in each human effort category for applications across different RTOSes. In all RTOSes, setup time (category (a), median 40–60 min) is the largest contributor, mainly for identifying the build setup, dependencies, and toolchains. These times align with Shen *et al.*, [83], who reported an average of 60 min for embedded build setup. Note that setup time is independent of LEMIX.

As shown in Figure 2, our interactive steps (categories (b) and (c)) contribute minimally to the manual effort.

Table 3 highlights the SLoC affected for categories (b) and (c). Manual effort for (b) is relatively low (median 20–40 min) compared to the SLoC modified, demonstrating effective handling of compiler incompatibilities. For example, NuttX applications required no manual effort for (b) as they used standard C features supported by CLANG, while larger FreeRTOS applications required more effort due to greater SLoC modifications.

Despite of a large number of ASM modifications, the amount of manual effort (*i.e.*, category (c) with a median of 20 - 30 min in Figure 2) is relatively less, demonstrating the effectiveness of our source code transformations to automatically handle inline assembly.

RQ1 results demonstrate that can successfully convert different embedded applications to LEAPPs and requires only little manual effort.

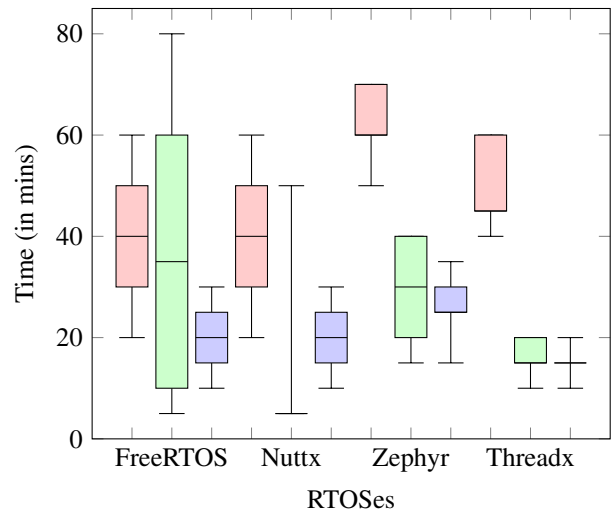


Figure 2: Comparison of manual effort time (y-axis) across RTOSes (x-axis), categorized into three categories: (a) ■ - Preconfigurations and source modifications; (b) ■ - Non-automated compiler errors; (c) ■ - Macro ASM adjustments.

5.3 RQ2: Peripheral Handling

5.3.1 Methodology

We assess the effectiveness of our constant address analysis in two ways. First, we validate discovered address ranges by checking for overlaps with the LEAPP’s actual memory map, ensuring MMIO ranges remain distinct. This validation leverages standardized memory boundaries documented in CMSIS-SVD files, which define peripheral registers and their address mappings.

Table 3: Detailed porting metrics for each application, including type of files modified, lines added or removed, and impact percentages (lines affected over total lines). The times are summarized in Figure 2.

AppID	Total Files		Total Lines		Files Modified			Lines Added/Removed		Impact %
	App	RTOS	App	RTOS	Sources	Headers	ASM	Sources + Headers	ASM	
								Category (b)	Category (c)	
f1	1.1k	612	184k	105k	2	8	6	2, -2	+505, -964	0.51
f2	5.8k	100	2.38M	13.5k	2	3	11	+218, -6	+410, -1483	0.09
f3	201	31	162.5k	10.3k	10	5	4	+502, -128	+539, -953	1.23
f4	232	584	724k	209k	3	2	4	+239, -2	+539, -1007	0.19
f5	230	584	723k	209k	2	1	4	+238, -2	+539, -1007	0.19
n1	400	14k	429k	1.7M	0	0	4	NIL	+133, -500	0.03
n2	378	13.9k	428k	1.6M	0	0	4	NIL	+133, -500	0.03
n3	355	13.8k	429k	1.65M	0	0	7	NIL	+147, -537	0.03
n4	400	14k	429k	1.7M	0	0	8	NIL	+148, -575	0.03
n5	455	12.9k	435k	1.5M	3	2	1	+6, -6	+152, -400	0.03
z1	50	6.2k	200	20k	7	3	0	+235, -171	NIL	1.27
z2	203	6.2k	8.6k	20k	7	3	0	+220, -180	NIL	1.40
z3	221	6.2k	16.6k	20k	7	3	0	+220, -180	NIL	1.09
t1	4.8k	1.3k	748k	351k	1	0	2	+3, 0	+568, -884	0.14
t2	3.8k	1.3k	571k	351k	0	0	2	NIL	+569, -879	0.16
t3	3.5k	1.3k	668k	351k	1	0	2	+4, 0	+568, -884	0.14
t4	3.3k	1.2k	520k	351k	0	0	1	NIL	+23, -167	0.02
t5	4.3k	1.2k	645k	351k	1	0	2	+3, 0	+568, -884	0.14

Second, we corroborate the results of LEMIX’s constant address analysis by comparing the discovered address ranges against those specified in CMSIS-SVD files [63]. Discrepancies are manually investigated through random sampling to understand gaps in identification. Both methods are necessary to ensure accuracy and to identify limitations of SVD-based documentation versus our constant address analysis approach.

5.3.2 Results

The Table 4 shows the number of MMIO address ranges found across different applications. Upon investigation, we found that none of these address ranges conflict with the memory map of the corresponding LEAPP. Hence, instrumenting reads from these addresses should not affect the corresponding LEAPP’s execution.

When we compared the discovered address ranges with those in CMSIS-SVD files [63], we found that over 50% of our address ranges are missing in CMSIS-SVD files (last column of Table 4). Further analysis revealed that the missing address ranges represented valid MMIO addresses in the source code and corresponded with those used by valid core peripherals [18]. Listing 14 (in Appendix) shows examples of several MMIO address ranges we discovered and are used in the codebase but missing in the corresponding peripheral’s SVD file.

RQ2 results show that our constant address analysis is effective at finding MMIO address ranges and provides more complete results than the commonly used approach of analyzing SVD files.

5.4 RQ3: Testing LEAPPs

5.4.1 Methodology

In this RQ, we assess the effectiveness of the converted LEAPPs in supporting different fuzzing modes: Whole Program Fuzzing with MMIO instrumentation (M1), Whole Program Fuzzing with MMIO + Weakening State-Dependent Conditions (M2), and Function-Level fuzzing (M3) incorporating all optimizations from (M1) and (M2). We measure and report the code coverage (in terms of unique basic blocks covered) and the number of unique bugs detected through each mode, following crash triaging and manual confirmation according to our threat model.

For whole-program fuzzing, we identified the MCU firmware ELF entrypoint and ensured the LEAPP’s entrypoint matched it (ignoring assembly-based entrypoints). This was necessary to initialize global structures for peripheral handling and avoid `NULL`-ptr dereferences in the LEAPP. To identify candidate functions for function-level fuzzing, we

AppID	Detected MMIOs	In SVD (% of Detected)
f1	45	11 (24.44)
f2	33	16 (48.48)
f3	35	18 (51.43)
f4	15	11 (73.33)
f5	15	11 (73.33)
<hr/>		
n1	8	4 (50.0)
n2	10	5 (50.0)
n3	9	4 (44.44)
n4	9	4 (44.44)
n5	60	9 (15.0)
<hr/>		
z1	10	4 (40.0)
z2	10	5 (50.0)
z3	54	25 (46.3)
<hr/>		
t1	16	6 (37.5)
t2	16	6 (37.5)
t3	3	1 (33.33)
t4	16	6 (37.5)
t5	16	6 (37.5)

Table 4: MMIO detection analysis highlights potential undocumented peripherals in SVD files. SVD Detection shows documented MMIOs, while Potential MMIOs indicates detected MMIOs that may represent undocumented peripherals.

first filtered functions that take pointer arguments without a specified size. Next, we manually verified (5 minutes per function) whether these functions performed any interesting operations, such as pointer arithmetic or explicit casts, which are common in risky programming idioms. Previous work [34] indicates that these characteristics are strong indicators of potentially buggy functions. Depending on the target, this process typically leaves us with roughly 100-150 functions per application for further fuzzing.

5.4.2 Results

Table 2 shows the code coverage and bug detection results when conducting whole program ($M2$) and function-level ($M3$) fuzzing. Using LEMIX, we conducted whole program and function-level fuzzing on 15 applications each. We manually created the memory layout for z1 as a demonstration but did not perform whole-program fuzzing for z2, z3, and t3 due to their layout-dependent code, which is not automated (§ 6).

Additionally, we did not perform function-level fuzzing on f1, f2, and n5 as they were written in C++, and our current implementation of function-level fuzzing does not support C++ objects. **Code Coverage:** In whole program fuzzing, we

triggered a considerable number of reachable functions (*i.e.*, those that can be reached through `main`) in each LEAPP.

Figure 3 shows the percentage of triggered functions, with over 70% triggered on average, except for f2, f3, and z1. The Cumulative Distribution Function (CDF) in Figure 3 illustrates function coverage, where each point (x, y) indicates that $x\%$ of triggered functions have $y\%$ or less code coverage. The consistent slope across LEAPPs confirms that LEMIX enables

effective testing with reasonable coverage. For example, in FreeRTOS LEAPPs, 40% of triggered functions achieve 40% or more code coverage. Table 2 shows absolute coverage, with function-level fuzzing providing $\sim 10x$ more coverage than whole-program fuzzing, as it directly targets individual functions.

Bug Detection: Table 2 also shows the bugs detected by each approach. Overall, as expected, function level fuzzing ($M3$) identified 11 additional unique bugs. This is because of its ability to directly exercise risky functions. Listing 6 shows an example of buffer overflow in a deep function found by $M3$ but missed by whole-program fuzzing ($M2$) as the function was never triggered.

As shown in the last row of Table 2, although total bugs are large (*e.g.*, 28), the number of unique bugs is small (*e.g.*, 11). This is because the same bugs (those in RTOS functions) could be present multiple in LEAPPs. For instance, Listing 5 shows a buffer out-of-bounds write bug in Zephyr RTOS, where if `CONFIG_PRINTK_BUFFER_SIZE` is not set by the application, it defaults to 0. At the `cbvprintf` call site, the `buf_count` member of `ctx` is initialized to 0, leading to out-of-bounds access in the `buf_char_out` function. This bug occurs in all applications of Zephyr. The Table 6 (in Appendix) shows a detailed split of bugs and unique bugs. The Table 7 (in Appendix) provides the categorization of unique bugs. We found several memory corruption bugs in addition to robustness bugs, such as Divide by zero (Listing 3).

RQ3 results demonstrate that LEMIX facilitates whole-program and function-level fuzzing, leading to high code coverage and bug detection.

5.5 RQ4: Ablation Study

5.5.1 Methodology

This RQ measures the contributions of our peripheral handling (§ 4.1.4) and condition weakening (§ 4.1.5) instrumentation in facilitating dynamic analysis. We disabled each of these instrumentations and report their impact on whole-program fuzzing. While function-level fuzzing performed better, whole-program fuzzing compensated for the limitations of function-level fuzzing on C++ applications and provided insights into how effectively a LEAPP can be tested as a standalone application.

5.5.2 Results

Peripheral handling instrumentations: When the instrumentations on MMIO accesses are disabled, we observed that all LEAPPs crash immediately after they are started. As mentioned before, LEAPPs are fuzzed as regular Linux applications, in which MMIO addresses may not be mapped; consequently, any MMIO accesses will result in invalid memory

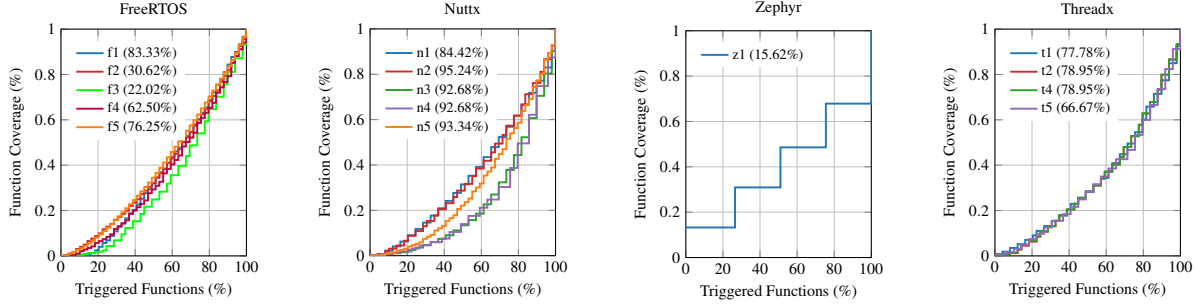


Figure 3: Cumulative Distribution Functions (CDFs) of function coverage across various applications. Each line represents an application’s coverage distribution in app-level fuzzing, illustrating the proportion of functions (x-axis) that achieve at most a given coverage percentage (y-axis).

```

1  #ifndef CONFIG_PRINTK_BUFFER_SIZE
2  #define CONFIG_PRINTK_BUFFER_SIZE 0 ⚠
3  struct buf_out_context {
4      char buf[CONFIG_PRINTK_BUFFER_SIZE];
5      unsigned int buf_count;
6  };
7
8  static int buf_char_out(int c, void *ctx_p) {
9      struct buf_out_context *ctx = ctx_p;
10     ctx->buf[ctx->buf_count] = c; 🚫
11     // buf_count incremented before the check
12     ++ctx->buf_count; 🐛
13     if (ctx->buf_count == CONFIG_PRINTK_BUFFER_SIZE) {
14         buf_flush(ctx);
15     }
16     return c;
17 }

```

Listing 5: Out-of-bounds write in Zephyr RTOS function `buf_char_out`.

access and segfault. This shows that *our peripheral handling instrumentation is necessary for testing LEAPPs*.

Condition weakening instrumentation: When the instrumentations that weaken state-dependent conditions are disabled, we observe a remarkable drop in the number of covered basic blocks. The **M1** and **M2** columns in Table 2 shows the number of covered basic blocks and bugs found when conducting whole-program fuzzing without and with this instrumentation. On average, we see an improvement of $\sim 2x$ in the number of basic blocks covered with M2 over M1. All bugs found by M1 were also detected by M2, with the addition of 7 more bugs. These results show that embedded applications greatly depend on the peripheral state for their execution, and ignoring them results in ineffective testing.

RQ4 results show that our instrumentation-based technique significantly improves the effectiveness of testing.

5.6 RQ5: Comparative Evaluation

5.6.1 Methodology

In this RQ, we compare the code coverage and bug detection results of LEMIX with results from other recent dynamic analysis techniques that target embedded applications. We selected baselines that follow the LEMIX’s philosophy of being usable on applications without requiring low-level understanding of the application’s internal implementation. This led to three baselines: P2IM [37], Fuzzware (*Fw*) [78] and MultiFuzz (*Mf*) [26], and the exclusion of three others: PMCU [53], Halucinator [28] and SAFIREFUZZ [79]. Notably, PMCU required a custom RTOS configuration for each application based on the application’s internal implementation. Halucinator and SAFIREFUZZ require creating handlers for each peripheral the application interacted with.

We were unable to set up P2IM, despite following their instructions and attempting to contact the authors. Additionally, we encountered challenges setting up fuzzing for certain applications (e.g., f3, z3) using Fuzzware and Multifuzz, primarily due to inaccurate memory modeling, resulting in applications crashing with unsupported or invalid instructions. Consequently, we evaluated Fuzzware and Multifuzz on the remaining original, non-converted LEAPPs.

5.6.2 Results

Table 2 shows the results of fuzzing each LEAPP with the selected baselines. We found that, on average, LEMIX configurations (M2/M3) detected 21 bugs, while Multifuzz (*Mf*) and Fuzzware (*Fw*) detected 1 and 3 bugs, respectively. From a code coverage perspective, *Mf* outperformed *Fw* for most applications. However, LEMIX configurations (M2/M3) outperformed *Mf* for most applications except for n1 and z2. This was primarily due to *Mf*’s ability to trigger nested interrupts, which led to higher coverage. In contrast, LEMIX uses a simpler interrupt handling approach (§ 4.1.4) and does not support nested interrupts. We also observed that *Fw* occasionally reported false positives, such as crashes in z1, caused by incorrect interrupt handling. From the bug detection perspective, LEMIX is even more effective by detecting 21 bugs, with

```

1  uint32_t tud_msc_read10_cb(uint32_t lba,
2     uint32_t offset, void* buffer, uint32_t bufsize)
3  {
4     // out of ramdisk
5     if ( lba >= DISK_BLOCK_NUM ) return -1;
6     // Missing bounds check
7     uint8_t const* addr = msc_disk[lba] + offset; ⚠
8     // Potential buffer overflow due to unchecked
9     // offset+bufsize
10    memcpy(buffer, addr, bufsize); ⚠
11    return bufsize;
12 }

```

Listing 6: Missing bounds check for addition of offset and bufsize ⚠ in `tud_msc_read10_cb` can lead to buffer overflow ⚠ during `memcpy` operation.

Fuzzware and MultiFuzz detecting only 1 and 3 respectively. Furthermore, all bugs found by Fuzzware and MultiFuzz are also found by LEMIX.

RQ5 results indicate that LEMIX has better bug-finding ability than existing techniques.

6 Limitations and Future Work

We recognize the following limitations of LEMIX and plan to handle them as part of our future work.

- **Dependency on LPL:** Our approach depends on the existence of LPL for RTOSes. However, as we show in Appendix B.0.2, most RTOSes already have LPL, and we argue that it is relatively easy to create LPL based on existing implementations.
- **Incomplete ISR coverage:** Our approach uses pattern matching to identify ISRs using RTOS specific patterns. However, there could be cases where this may not work — although we haven’t encountered such cases in our experiments. Furthermore, we do not invoke ISRs that depend on the global state, resulting in missing coverage. Recent works, such as AIM [36], have made decent strides in identifying and calling ISRs accurately. We plan to extend LEMIX with these techniques as part of our future work.
- **Unable to handle layout-specific code:** We identified cases where the embedded applications expect a certain specific memory layout, and certain code regions cannot be reached unless we have a specific memory layout. Listing 10 in Appendix shows an example of such a case in an application of Zephyr RTOS. As part of future work, we plan to automatically identify such code idioms and refactor them.

7 Related Work

Dynamic analysis techniques, especially automated random testing or fuzzing [39, 61], are demonstrated to be effective

at vulnerability detection. *Rehosting* is a necessary requirement for scalable dynamic analysis. This process is relatively easy for Type-1 systems [24, 99], *i.e.*, those based on standard OSes such as Embedded Linux. Consequently, several techniques [35] exist for rehosting Type-1 systems. However, these cannot be applied to Type-2 systems because of the lack of a well-defined OS interface and tight coupling with hardware [35].

One of the most important challenges of Rehosting Type-2 systems is the capability to handle peripheral interactions. Existing techniques to handle this can be categorized at a high level into hardware-in-the-loop [44] or software model [86] based approaches. The hardware-in-the-loop approaches [30, 40, 43, 44, 47, 52, 64, 76] achieve the highest level of fidelity and less manual effort. Given the diversity of hardware platforms, these techniques are hard to scale.

The software-only approaches [30, 37, 45, 78, 88, 100] provide low-fidelity execution unless there are precise peripheral models. Automated peripheral modeling techniques [28, 37, 41, 86] are specific to certain peripherals and hard to generalize. Some techniques [30, 78] use symbolic execution [3] to create peripheral models. As shown by the recent systematization work [35], these techniques are hard to extend for different peripherals and depend on the existence of emulators [4, 59] of the corresponding ISA. On the other hand, works such as METAEMU [25] attempt to rehost firmware in an architecture-agnostic way by lifting firmware code to an Intermediate Representation as directed by Ghidra’s Language Specifications [75] enabling multi-target analysis. However, these techniques struggle with manual efforts required for specification creation, peripheral modeling, and limited support for specialized automotive protocols.

LEMIX side-steps the problem of precise peripheral emulation by using NPL, which relaxes the requirement of precise peripheral models without affecting the execution of the target embedded system. One of the closely related works is by Li *et al.*, [53], who rehost MCU libraries for testing on Linux by implementing a portable MCU (PMCU) via the POSIX interface and abstracting hardware functions. However, they do not accurately model peripherals as they behave on the original hardware.

8 Conclusion

We propose LEMIX, a novel approach to rehosting embedded applications as Linux applications by providing solutions to the associated challenges of retargeting to x86, preserving the execution semantics, and handling the peripheral interactions. We evaluated LEMIX on 18 embedded applications across four RTOSes and found 21 previously unknown bugs, most of which are confirmed and fixed by the corresponding developers. Our comparative evaluation shows that LEMIX outperforms existing state-of-the-art techniques in testing embedded applications.

9 Acknowledgments

This research was supported by Rolls-Royce and the National Science Foundation (NSF) under Grant CNS-2340548. Any opinions, findings, conclusions, or recommendations expressed in this material are those of the author(s) and do not necessarily reflect the views of Rolls-Royce and NSF.

References

- [1] ar(1) - Linux man page.
- [2] FreeRTOS. <http://freertos.org>.
- [3] KLEE.
- [4] Qemu. <https://www.qemu.org/>.
- [5] Real Time Operating System (RTOS) | Microsoft Azure — [azure.microsoft.com](https://azure.microsoft.com/en-us/products/rtos). <https://azure.microsoft.com/en-us/products/rtos>. [Accessed 07-02-2024].
- [6] SafeRTOS - an independently certified kernel for safety critical applications IEC61508 EN62304 and FDA 510(k) — [freertos.org](https://www.freertos.org/FreeRTOS-Plus/Safety_Critical_Certified/SafeRTOS.html). https://www.freertos.org/FreeRTOS-Plus/Safety_Critical_Certified/SafeRTOS.html. [Accessed 16-02-2024].
- [7] Semiconductor Partners - FreeRTOS — [freertos.org](https://www.freertos.org/partners/semiconductor.html). <https://www.freertos.org/partners/semiconductor.html>. [Accessed 07-02-2024].
- [8] Supported platforms 2014; nuttx latest documentation — [nuttx.apache.org](https://nuttx.apache.org/docs/10.0.1/introduction/supported_platforms.html). https://nuttx.apache.org/docs/10.0.1/introduction/supported_platforms.html. [Accessed 07-02-2024].
- [9] SVD Description (*.svd) Format.
- [10] URGENT/11. <https://www.armis.com/research/urgent11/>.
- [11] VxWorks Safety Platforms — [windriver.com](https://www.windriver.com/products/vxworks/safety-platforms). <https://www.windriver.com/products/vxworks/safety-platforms>. [Accessed 16-02-2024].
- [12] Zephyr Project | Ecosystem Vendors — [zephyrproject.org](https://zephyrproject.org/ecosystem-vendor-offerings/). <https://zephyrproject.org/ecosystem-vendor-offerings/>. [Accessed 07-02-2024].
- [13] ZephyrRTOS. <https://zephyrproject.org/>.
- [14] Mohammed Ali Al-Garadi, Amr Mohamed, Abdulla Khalid Al-Ali, Xiaojiang Du, Ihsan Ali, and Mohsen Guizani. A Survey of Machine and Deep Learning Methods for Internet of Things (IoT) Security. *IEEE Communications Surveys & Tutorials*, 22(3):1646–1685, 2020. Conference Name: IEEE Communications Surveys & Tutorials.
- [15] Fadi Al-Turjman and Joel Poncha Lemayian. Intelligence, security, and vehicular sensor networks in internet of things (iot)-enabled smart-cities: An overview. *Computers & Electrical Engineering*, 87:106776, 2020.
- [16] Omar Alrawi, Chaz Lever, Manos Antonakakis, and Fabian Monrose. SoK: Security Evaluation of Home-Based IoT Deployments. *Proceedings - IEEE Symposium on Security and Privacy*, 2019-May:1362–1380, 2019.
- [17] Manos Antonakakis, Tim April, Michael Bailey, Matt Bernhard, Elie Bursztein, Jaime Cochran, Zakir Durumeric, J Alex Halderman, Luca Invernizzi, Michalis Kallitsis, et al. Understanding the mirai botnet. In *26th {USENIX} security symposium ({USENIX} Security 17)*, pages 1093–1110, 2017.
- [18] ARM-software. Svd files: Missing the core peripherals · issue #844 · [arm-software/cmsis_5](https://github.com/ARM-software/CMSIS_5/issues/844). https://github.com/ARM-software/CMSIS_5/issues/844. Accessed: 2025-01-20.
- [19] Miguel A Arroyo. Bespoke security for resource constrained cyber-physical systems. In *ProQuest Dissertations and Theses*, page 171. Columbia University, 2021. Accessed 15 Feb. 2023.
- [20] Domagoj Babić, Stefan Bucur, Yaohui Chen, Franjo Ivančić, Tim King, Markus Kusano, Caroline Lemieux, László Szekeres, and Wei Wang. Fudge: Fuzz driver generation at scale. In *Proceedings of the 2019 27th ACM Joint Meeting on European Software Engineering Conference and Symposium on the Foundations of Software Engineering, ESEC/FSE 2019*, page 975–985, New York, NY, USA, 2019. Association for Computing Machinery.
- [21] Roberto Bagnara, Abramo Bagnara, and Patricia M Hill. The misra c coding standard and its role in the development and analysis of safety-and security-critical embedded software. In *International Static Analysis Symposium*, pages 5–23. Springer, 2018.
- [22] Katharina Bogad and Manuel Huber. Harzer roller: Linker-based instrumentation for enhanced embedded security testing. In *Proceedings of the 3rd Reversing and Offensive-Oriented Trends Symposium*,

- ROOTS'19, New York, NY, USA, 2020. Association for Computing Machinery.
- [23] Marcel Böhme, Cristian Cadar, and Abhik Roychoudhury. Fuzzing: Challenges and reflections. *IEEE Software*, 38(3):79–86, 2021.
- [24] Daming D. Chen, Maverick Woo, David Brumley, and Manuel Egele. Towards automated dynamic analysis for linux-based embedded firmware. In *23rd Annual Network and Distributed System Security Symposium, NDSS 2016, San Diego, California, USA, February 21-24, 2016*. The Internet Society, 2016.
- [25] Zitai Chen, Sam L Thomas, and Flavio D Garcia. Metaemu: An architecture agnostic rehosting framework for automotive firmware. In *Proceedings of the 2022 ACM SIGSAC Conference on Computer and Communications Security*, pages 515–529, 2022.
- [26] Michael Chesser, Surya Nepal, and Damith C. Ranasinghe. MultiFuzz: A Multi-Stream fuzzer for testing monolithic firmware. In *33rd USENIX Security Symposium (USENIX Security 24)*, pages 5359–5376, Philadelphia, PA, August 2024. USENIX Association.
- [27] Jaeseung Choi, Joonun Jang, Choongwoo Han, and Sang Kil Cha. Grey-box concolic testing on binary code. In *2019 IEEE/ACM 41st International Conference on Software Engineering (ICSE)*, pages 736–747. IEEE, 2019.
- [28] Abraham A. Clements, Eric Gustafson, Tobias Scharnowski, Paul Grosen, David Fritz, Christopher Kruegel, Giovanni Vigna, Saurabh Bagchi, and Mathias Payer. HALucinator: firmware re-hosting through abstraction layer emulation. In *Proceedings of the 29th USENIX Conference on Security Symposium, SEC'20*, pages 1201–1218, USA, August 2020. USENIX Association.
- [29] Jake Corina, Aravind Machiry, Christopher Salls, Yan Shoshitaishvili, Shuang Hao, Christopher Kruegel, and Giovanni Vigna. Difuze: Interface aware fuzzing for kernel drivers. In *Proceedings of the 2017 ACM SIGSAC Conference on Computer and Communications Security*, pages 2123–2138, 2017.
- [30] Nassim Corteggiani, Giovanni Camurati, and Aurélien Francillon. Inception: System-Wide security testing of Real-World embedded systems software. In *27th USENIX Security Symposium (USENIX Security 18)*, pages 309–326, Baltimore, MD, August 2018. USENIX Association.
- [31] Drew Davidson, Benjamin Moench, Thomas Ristenpart, and Somesh Jha. {FIE} on firmware: Finding vulnerabilities in embedded systems using symbolic execution. In *22nd USENIX Security Symposium (USENIX Security 13)*, pages 463–478, 2013.
- [32] Daniele Cono D’Elia, Emilio Coppa, Simone Nicchi, Federico Palmaro, and Lorenzo Cavallaro. Sok: Using dynamic binary instrumentation for security (and how you may get caught red handed). In *Proceedings of the 2019 ACM Asia Conference on Computer and Communications Security*, pages 15–27, 2019.
- [33] dgookin. Not every compiler likes your code | c for dummies blog, Jan 2023.
- [34] Xiaoning Du, Bihuan Chen, Yuekang Li, Jianmin Guo, Yaqin Zhou, Yang Liu, and Yu Jiang. Leopard: Identifying vulnerable code for vulnerability assessment through program metrics. In *2019 IEEE/ACM 41st International Conference on Software Engineering (ICSE)*, pages 60–71. IEEE, 2019.
- [35] Andrew Fasano, Tiemoko Ballo, Marius Muench, Tim Leek, Alexander Bulekov, Brendan Dolan-Gavitt, Manuel Egele, Aurélien Francillon, Long Lu, Nick Gregory, et al. Sok: Enabling security analyses of embedded systems via rehosting. In *Proceedings of the 2021 ACM Asia conference on computer and communications security (AsiaCCS)*, pages 687–701, 2021.
- [36] Bo Feng, Meng Luo, Changming Liu, Long Lu, and Engin Kirda. Aim: Automatic interrupt modeling for dynamic firmware analysis. *IEEE Transactions on Dependable and Secure Computing*, 21(4):3866–3882, 2024.
- [37] Bo Feng, Alejandro Mera, and Long Lu. P2IM: Scalable and hardware-independent firmware testing via automatic peripheral interface modeling. In *29th USENIX Security Symposium (USENIX Security 20)*, pages 1237–1254. USENIX Association, August 2020.
- [38] Vahid Garousi, Michael Felderer, Çağrı Murat Karapıçak, and Uğur Yılmaz. Testing embedded software: A survey of the literature. *Information and Software Technology*, 104:14–45, 2018.
- [39] Patrice Godefroid. Fuzzing: Hack, art, and science. *Communications of the ACM*, 63(2):70–76, 2020.
- [40] Zhijie Gui, Hui Shu, Fei Kang, and Xiaobing Xiong. Firmcorn: Vulnerability-oriented fuzzing of iot firmware via optimized virtual execution. *IEEE Access*, 8:29826–29841, 2020. Publisher: IEEE.

- [41] Eric Gustafson, Marius Muench, Chad Spensky, Nilo Redini, Aravind Machiry, Yanick Fratantonio, Davide Balzarotti, Aurélien Francillon, Yung Ryn Choe, Christophe Kruegel, and Giovanni Vigna. Toward the analysis of embedded firmware through automated rehosting. In *22nd International Symposium on Research in Attacks, Intrusions and Defenses (RAID 2019)*, pages 135–150, Chaoyang District, Beijing, September 2019. USENIX Association.
- [42] Thomas A Henzinger and Joseph Sifakis. The embedded systems design challenge. In *FM 2006: Formal Methods: 14th International Symposium on Formal Methods, Hamilton, Canada, August 21-27, 2006. Proceedings 14*, pages 1–15. Springer, 2006.
- [43] Markus Kammerstetter, Daniel Burian, and Wolfgang Kastner. Embedded security testing with peripheral device caching and runtime program state approximation. In *10th International Conference on Emerging Security Information, Systems and Technologies (SECUREWARE)*, 2016.
- [44] Markus Kammerstetter, Christian Platzer, and Wolfgang Kastner. Prospect: peripheral proxying supported embedded code testing. In *Proceedings of the 9th ACM symposium on Information, computer and communications security*, pages 329–340, 2014.
- [45] Mingeun Kim, Dongkwan Kim, Eunsoo Kim, Suryeon Kim, Yeongjin Jang, and Yongdae Kim. Firmac: Towards large-scale emulation of iot firmware for dynamic analysis. *Annual Computer Security Applications Conference*, 2020.
- [46] George Klees, Andrew Ruef, Benji Cooper, Shiyi Wei, and Michael Hicks. Evaluating fuzz testing. In *Proceedings of the 2018 ACM SIGSAC conference on computer and communications security*, pages 2123–2138, 2018.
- [47] Karl Koscher, Tadayoshi Kohno, and David Molnar. {SURROGATES}: Enabling {Near-Real-Time} Dynamic Analyses of Embedded Systems. In *9th USENIX Workshop on Offensive Technologies (WOOT 15)*, 2015.
- [48] Tamás Kovácsházy, Gábor Wacha, Tamás Dabóczy, Csanád Erdős, and Attila Szarvas. System architecture for internet of things with the extensive use of embedded virtualization. In *2013 IEEE 4th International Conference on Cognitive Infocommunications (CogInfoCom)*, pages 549–554, 2013.
- [49] Tomasz Kuchta and Bartosz Zator. Auto off-target: Enabling thorough and scalable testing for complex software systems. In *Proceedings of the 37th IEEE/ACM International Conference on Automated Software Engineering, ASE '22*, New York, NY, USA, 2023. Association for Computing Machinery.
- [50] Sekar Kulandaivel, Shalabh Jain, Jorge Guajardo, and Vyas Sekar. Cannon: Reliable and stealthy remote shutdown attacks via unaltered automotive microcontrollers. In *2021 IEEE Symposium on Security and Privacy (SP)*, pages 195–210, 2021.
- [51] Chongqing Lei, Zhen Ling, Yue Zhang, Yan Yang, Junzhou Luo, and Xinwen Fu. A friend’s eye is a good mirror: Synthesizing {MCU} peripheral models from peripheral drivers. In *33rd USENIX Security Symposium (USENIX Security 24)*, pages 7085–7102, 2024.
- [52] Hao Li, Dong Tong, Kan Huang, and Xu Cheng. FEMU: A firmware-based emulation framework for SoC verification. In *Proceedings of the eighth IEEE/ACM/IFIP international conference on Hardware/software codesign and system synthesis*, pages 257–266, 2010.
- [53] Wenqiang Li, Le Guan, Jingqiang Lin, Jiameng Shi, and Fengjun Li. From library portability to para-rehosting: Natively executing microcontroller software on commodity hardware. *arXiv preprint arXiv:2107.12867*, 2021.
- [54] Jay P Lim and Santosh Nagarakatte. Automatic equivalence checking for assembly implementations of cryptography libraries. In *2019 IEEE/ACM International Symposium on Code Generation and Optimization (CGO)*, pages 37–49. IEEE, 2019.
- [55] Yuwei Liu, Yanhao Wang, Xiangkun Jia, Zheng Zhang, and Purui Su. Afdgen: Whole-function fuzzing for applications and libraries. In *2024 IEEE Symposium on Security and Privacy (SP)*, pages 1901–1919, 2024.
- [56] Zheyu Ma, Bodong Zhao, Letu Ren, Zheming Li, Siqi Ma, Xiapu Luo, and Chao Zhang. Printfuzz: Fuzzing linux drivers via automated virtual device simulation. In *Proceedings of the 31st ACM SIGSOFT International Symposium on Software Testing and Analysis*, pages 404–416, 2022.
- [57] Aravind Machiry, John Kastner, Matt McCutchen, Aaron Eline, Kyle Headley, and Michael Hicks. C to checked c by 3c. *Proceedings of the ACM on Programming Languages*, 6(OOPSLA1):1–29, 2022.
- [58] Aravind Machiry, Chad Spensky, Jake Corina, Nick Stephens, Christopher Kruegel, and Giovanni Vigna. Dr. checker: a soundy analysis for linux kernel drivers. In *Proceedings of the 26th USENIX Conference on Security Symposium, SEC’17*, page 1007–1024, USA, 2017. USENIX Association.

- [59] P.S. Magnusson, M. Christensson, J. Eskilson, D. Forsgren, G. Hallberg, J. Hogberg, F. Larsson, A. Moestedt, and B. Werner. Simics: A full system simulation platform. *Computer*, 35(2):50–58, 2002.
- [60] Valentin JM Manès, HyungSeok Han, Choongwoo Han, Sang Kil Cha, Manuel Egele, Edward J Schwartz, and Maverick Woo. The art, science, and engineering of fuzzing: A survey. *IEEE Transactions on Software Engineering*, 47(11):2312–2331, 2019.
- [61] Valentin J.M. Manès, HyungSeok Han, Choongwoo Han, Sang Kil Cha, Manuel Egele, Edward J. Schwartz, and Maverick Woo. The art, science, and engineering of fuzzing: A survey. *IEEE Transactions on Software Engineering*, 47(11):2312–2331, 2021.
- [62] Joel Margolis, Tae Tom Oh, Suyash Jadhav, Young Ho Kim, and Jeong Noyo Kim. An in-depth analysis of the mirai botnet. In *2017 International Conference on Software Security and Assurance (ICSSA)*, pages 6–12. IEEE, 2017.
- [63] Trevor Martin. *The designer’s guide to the Cortex-M processor family*. Newnes, 2016.
- [64] Marius Muench, Dario Nisi, Aurélien Francillon, and Davide Balzarotti. Avatar 2: A multi-target orchestration platform. In *Proc. Workshop Binary Anal. Res.(Colocated NDSS Symp.)*, volume 18, pages 1–11, 2018.
- [65] Marius Muench, Jan Stijohann, Frank Kargl, Aurélien Francillon, and Davide Balzarotti. What you corrupt is not what you crash: Challenges in fuzzing embedded devices. In *Network and Distributed System Security Symposium (NDSS)*, 2018.
- [66] Arif Ali Mughal. The art of cybersecurity: Defense in depth strategy for robust protection. *International Journal of Intelligent Automation and Computing*, 1(1):1–20, 2018.
- [67] Aniruddhan Murali, Noble Mathews, Mahmoud Al-fadel, Meiyappan Nagappan, and Meng Xu. Fuzzslice: Pruning false positives in static analysis warnings through function-level fuzzing. In *Proceedings of the 46th IEEE/ACM International Conference on Software Engineering*, pages 1–13, 2024.
- [68] Eoin O’driscoll and Garret E O’donnell. Industrial power and energy metering—a state-of-the-art review. *Journal of Cleaner Production*, 41:53–64, 2013.
- [69] osrtos. List of open source real-time operating systems. <https://www.osrtos.com/>, 2023.
- [70] Hui Peng, Yan Shoshitaishvili, and Mathias Payer. T-fuzz: fuzzing by program transformation. In *2018 IEEE Symposium on Security and Privacy (SP)*, pages 697–710. IEEE, 2018.
- [71] Dipika Roy Prapti, Abdul Rashid Mohamed Shariff, Hasfalina Che Man, Norulhuda Mohamed Ramli, Thinnagaran Perumal, and Mohamed Shariff. Internet of things (iot)-based aquaculture: An overview of iot application on water quality monitoring. *Reviews in Aquaculture*, 14(2):979–992, 2022.
- [72] Polyvios Pratikakis, Jeffrey S. Foster, and Michael Hicks. Locksmith: context-sensitive correlation analysis for race detection. *SIGPLAN Not.*, 41(6):320–331, June 2006.
- [73] Edwin D Reilly. Memory-mapped i/o. In *Encyclopedia of Computer Science*, pages 1152–1152. 2003.
- [74] Rizotto. GitHub - rizotto/Bear: Bear is a tool that generates a compilation database for clang tooling.
- [75] Roman Rohleder. Hands-on ghidra-a tutorial about the software reverse engineering framework. In *Proceedings of the 3rd ACM Workshop on Software Protection*, pages 77–78, 2019.
- [76] Jan Ruge, Jiska Classen, Francesco Gringoli, and Matthias Hollick. Frankenstein: Advanced wireless fuzzing to exploit new bluetooth escalation targets. In *Proceedings of the 29th USENIX Conference on Security Symposium*, pages 19–36, 2020.
- [77] Michael Rüegg and Peter Sommerlad. Refactoring towards seams in c++. In *2012 7th International Workshop on Automation of Software Test (AST)*, pages 117–123, 2012.
- [78] Tobias Scharnowski, Nils Bars, Moritz Schloegel, Eric Gustafson, Marius Muench, Giovanni Vigna, Christopher Kruegel, Thorsten Holz, and Ali Abbasi. Fuzzware: Using precise MMIO modeling for effective firmware fuzzing. In *31st USENIX Security Symposium (USENIX Security 22)*, pages 1239–1256, Boston, MA, August 2022. USENIX Association.
- [79] Lukas Seidel, Dominik Christian Maier, and Marius Muench. Forming faster firmware fuzzers. In *USENIX Security Symposium*, pages 2903–2920, 2023.
- [80] Konstantin Serebryany, Derek Bruening, Alexander Potapenko, and Dmitriy Vyukov. AddressSanitizer: A fast address sanity checker. In *2012 USENIX Annual Technical Conference (USENIX ATC 12)*, pages 309–318, Boston, MA, June 2012. USENIX Association.

- [81] Ayushi Sharma, Shashank Sharma, Santiago Torres-Arias, and Aravind Machiry. Rust for embedded systems: Current state, challenges and open problems. In *Proceedings of the 31st ACM Conference on Computer and Communications Security (CCS)*, 2024.
- [82] Mingjie Shen, James C Davis, and Aravind Machiry. Towards automated identification of layering violations in embedded applications (wip). In *2023 ACM International Conference on Languages, Compilers, and Tools for Embedded Systems (LCTES)*. ACM, 2023.
- [83] Mingjie Shen, Akul Pillai, Brian A Yuan, James C Davis, and Aravind Machiry. An empirical study on the use of static analysis tools in open source embedded software. *arXiv preprint arXiv:2310.00205*, 2023.
- [84] Dokyung Song, Julian Lettner, Prabhu Rajasekaran, Yeoul Na, Stijn Volckaert, Per Larsen, and Michael Franz. SoK: Sanitizing for security. In *Proceedings of the 2019 IEEE Symposium on Security and Privacy (S&P)*, 2019.
- [85] NB Soni and Jaideep Saraswat. A review of iot devices for traffic management system. In *2017 international conference on intelligent sustainable systems (ICISS)*, pages 1052–1055. IEEE, 2017.
- [86] Chad Spensky, Aravind Machiry, Nilo Redini, Colin Unger, Graham Foster, Evan Blasband, Hamed Okhravi, Christopher Kruegel, and Giovanni Vigna. Conware: Automated modeling of hardware peripherals. In *Proceedings of the 2021 ACM Asia conference on computer and communications security (AsiaCCS)*, pages 95–109, 2021.
- [87] Jayashree Srinivasan, Sai Ritvik Tanksalkar, Paschal C Amusuo, James C Davis, and Aravind Machiry. Towards rehosting embedded applications as linux applications. In *2023 53rd Annual IEEE/IFIP International Conference on Dependable Systems and Networks-Supplemental Volume (DSN-S)*, pages 94–99. IEEE, 2023.
- [88] Prashast Srivastava, Hui Peng, Jiahao Li, Hamed Okhravi, Howard E. Shrobe, and Mathias Payer. Firm-fuzz: Automated iot firmware introspection and analysis. *Proceedings of the 2nd International ACM Workshop on Security and Privacy for the Internet-of-Things*, 2019.
- [89] John A Stankovic and R Rajkumar. Real-time operating systems. *Real-Time Systems*, 28(2-3):237–253, 2004.
- [90] Hui Jun Tay, Kyle Zeng, Jayakrishna Menon Vadayath, Arvind S Raj, Audrey Dutcher, Tejesh Reddy, Wil Gibbs, Zion Leonahenahe Basque, Fangzhou Dong, Zack Smith, et al. Greenhouse: {Single-Service} rehosting of {Linux-Based} firmware binaries in {UserSpace} emulation. In *32nd USENIX Security Symposium (USENIX Security 23)*, pages 5791–5808, 2023.
- [91] timlt. What is Microsoft Azure RTOS? — learn.microsoft.com. <https://learn.microsoft.com/en-us/azure/rtos/overview-rtos>. [Accessed 16-02-2024].
- [92] travitch. Whole Program LLVM. <https://github.com/travitch/whole-program-llvm>, 2015.
- [93] William Von Hagen. *The definitive guide to GCC*. Apress, 2011.
- [94] Elecia White. *Making Embedded Systems: Design Patterns for Great Software*. O’Reilly Media, Inc., October 2011.
- [95] Christopher Wright, William A. Moeglein, Saurabh Bagchi, Milind Kulkarni, and Abraham A. Clements. Challenges in firmware re-hosting, emulation, and analysis. *ACM Comput. Surv.*, 54(1), January 2021.
- [96] Guest Writer. The 5 Worst Examples of IoT Hacking and Vulnerabilities in Recorded History. <https://www.iotforall.com/5-worst-iot-hacking-vulnerabilities>, June 2020.
- [97] Oualid Zaazaa and Hanan El Bakkali. Dynamic vulnerability detection approaches and tools: State of the art. In *2020 Fourth International Conference On Intelligent Computing in Data Sciences (ICDS)*, pages 1–6. IEEE, 2020.
- [98] Mingrui Zhang, Jianzhong Liu, Fuchen Ma, Huafeng Zhang, and Yu Jiang. Intelligen: automatic driver synthesis for fuzz testing. In *Proceedings of the 43rd International Conference on Software Engineering: Software Engineering in Practice, ICSE-SEIP ’21*, page 318–327. IEEE Press, 2021.
- [99] Yaowen Zheng, Ali Davanian, Heng Yin, Chengyu Song, Hongsong Zhu, and Limin Sun. FIRM-AFL: High-Throughput greybox fuzzing of IoT firmware via augmented process emulation. In *28th USENIX Security Symposium (USENIX Security 19)*, pages 1099–1114, Santa Clara, CA, August 2019. USENIX Association.
- [100] Wei Zhou, Le Guan, Peng Liu, and Yuqing Zhang. Automatic firmware emulation through invalidity-guided knowledge inference. In *30th USENIX Security Symposium (USENIX Security 21)*. USENIX Association, 2021.

A Outline of Appendices

- Portable Layer and Implementation details – different phases of LEMIX (B Appendix)
- Dataset details and bugs found by LEMIX (C Appendix)
- Effects of removed inline assembly, instrumentation to handle interrupts, memory layout execution. (D Appendix)
- Details of Compiler toolchain differences. (E Appendix)
- Missing SVD Files and comparison against state of the art ((F Appendix)

B Appendix

B.0.1 Native Portable Layer (NPL)

To improve testability and aid embedded firmware development, many RTOSes also provide ports for various host operating systems such as Linux and Windows. We refer to these ports as the *Native Portable Layer (NPL)* and this includes the *Linux Portable Layer (LPL)* and the *Windows Portable Layer (WPL)*. These native ports allow embedded applications built on these RTOSes to be run on respective desktop operating systems as native applications. Native ports use host-provided implementation to simulate various embedded functionalities. For example, the Linux Portable Layer (LPL) of the FreeRTOS [2] and Zephyr [13] operating systems use Linux *pthread*s to simulate tasks, *signals* to simulate interrupts, and *timers* to simulate clocks in the application. Some native ports contain only implementations for core RTOS functions such as task management, task context switching, interrupts, timers, and counters while other ports provide simulated implementations of various non-essential peripherals as well such as communication buses (SPI, I2C) and IO devices (USB, buttons, keyboard, LED, etc.).

B.0.2 Prevalence of NPL

A review of 23 actively maintained open-source RTOSes (as listed on the OSRTOS page [69]) shows that 14 (60%) RTOSes provide native ports. NPLs provided by 10 RTOSes only contain implementations of core RTOS functions, while 4 RTOSes also provide simulated implementations of non-essential peripherals also. Our review of the implementations of the available Native Portable Layer (NPL) also shows that while each native port is designed according to the architecture of their underlying RTOS, they have similar implementations as they rely on similar Linux or Windows features.

B.1 Implementation Details

We use a combination of Python scripts and CLANG/LLVM 10 toolchain passes to implement our framework.

B.2 Phase 1: LEAPP generation and Instrumentation

We implement our LEAPP generation as a Python tool. Given an embedded application, we first build for one of the supported targets and capture the compilation and linking steps using the Build EAR (Bear) tool [74] in a JSON file, *i.e.*, `compile_commands.json`. We use WLLVM tool [92] to generate bitcode files for each of the source files. As mentioned in § 4.1.2 and Table 8, our tool uses an interactive technique to resolve compiler incompatibilities. Next, given the target RTOS for the embedded application, we identify the corresponding source files and replace them with the bitcode files of LPL layer to produce the final LEAPP. We will tackle the linker issues (as mentioned in § 4.1.3), through a set of binary analysis scripts and LLVM passes.

We also use LLVM transformation passes to implement our peripheral modeling and dynamic analysis assistance. We created a runtime library (one-time effort) implementing our hooks (*e.g.*, `get_input_from_stdin()` in Listing 3), which will be linked to produce the final fuzz-ready LEAPP.

B.3 Phase 2: Testing

As mentioned in § 2.1, LEAPP runs indefinitely in an event-driven mode. For whole program fuzzing, we use the persistent mode of AFL++ to provide inputs in a continuous manner and record coverage at specific intervals. We have also created auxiliary scripts to assist in crash reproducibility.

For function level fuzzing, we use the recent 3C tool [57] for our co-relation analysis and implement our generator creation and LEAPP modification as LLVM passes.

C Appendix

C.1 Dataset Details

Table 5 provides details of all applications used in our evaluation.

C.2 Bugs Found By LEMIX

Table 6 shows bugs found by LEMIX across all the RTOSes and Table 7 shows the types of bugs found.

RTOS	Application	ID	Description	SLOC
FreeRTOS	FlipperZero	f1	Open source multi-tool device for researching and pentesting radio protocols, access control systems, hardware, and more.	289k
	Infinitime	f2	Firmware for the PineTime smartwatch	2.39M
	SmartSpeaker	f3	Smart speaker based on cloud speech recognition running on FreeRTOS	172.8k
	cdc_msc_freertos (TinyUSB)	f4	Example application to trigger a communication device class (cdc) task of tinyusb	933k
	hid composite freertos (TinyUSB)	f5	Open-source cross-platform USB Host/Device stack for embedded systems. Example app to trigger tinyusb hid (Human Interface Device) task	932k
Nuttx	nrf52840-dk pwm Application	n1	Demonstrates basic PWM support for the nRF52840-DK board.	2.1M
	nrf52-feather i2c Application	n2	Demonstrates basic I2C support for the nRF52-Feather board.	2.02M
	nsh (Nuttx-apps)	n3	Ships the entire nuttx kernel as a busybox application with several Unix-like utilities that can be flashed to firmware to access nuttx features in a shell.	2.07M
	posix spawn (Nuttx-apps)	n4	Demonstrates how to use the posix_spawn function to create a new process with more control over attributes compared to fork.	2.1M
	PX4-Autopilot	n5	PX4 flight control solution for drones running which has support for nuttx kernel	1.9M
Zephyr	Zephyr Blinky	z1	Demonstrates basic GPIO control and the core Zephyr kernel task creation.	20.2k
	zmk	z2	Zephyr Mechanical Keyboard (ZMK) Firmware.	28.6k
	ZSWatch	z3	Open Source Zephyr-based Smartwatch firmware.	36.6k
Threadx	Tx_FreeRTOS_Wrapper	t1	Demonstrates how to develop an application using the FreeRTOS adaptation layer for ThreadX.	1.09M
	Tx_LowPower	t2	Demonstrates how to develop an application using the ThreadX low power APIs when coupled with STM32F4xx low power profiles.	922k
	Tx_Module	t3	Demonstrates how to load, start, and unload modules and use ThreadX memory protection via the MPU.	1.01M
	Tx_Thread_Creation	t4	Demonstrates how to create/destroy multiple threads using Azure RTOS ThreadX APIs, including preemption thresholds and priority changes on-the-fly.	871k
	Tx_Thread_MsgQueue	t5	Demonstrates how to send/receive messages between threads using ThreadX message queue APIs with event chaining features.	996k

Table 5: Dataset involving 18 applications across four prevalent RTOSes with application IDs added for clarity. kSLOC represents combined sources from both the application and the underlying RTOS.

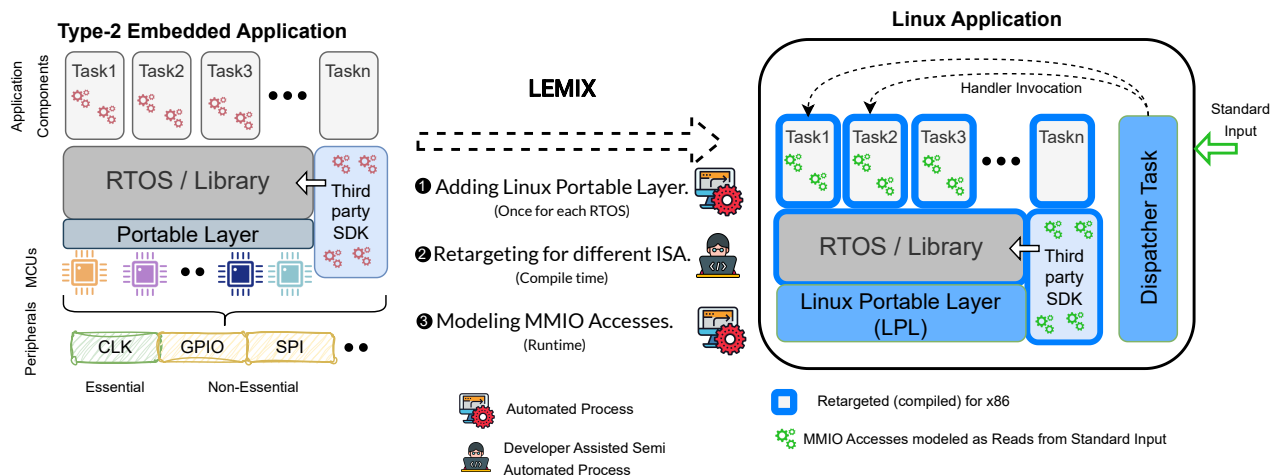


Figure 4: Architecture of a Type-2 Embedded System and overview of LEMIX approach to convert it to a Linux Application.

Table 6: Bugs found by our technique in whole program (C2) and function level (C3) fuzzing modes.

App	C2	C3	Unique Bugs
f1	1	1	
f2	3	1	
f3	2	3	
f4	1	3	9
f5	2	2	
n1	1	1	
n2	0	1	
n3	1	1	
n4	1	1	4
n5	1	0	
z1	2	4	
z2	2	3	7
z3	2	6	
t4	1	1	1
Total Bugs	20	28	21

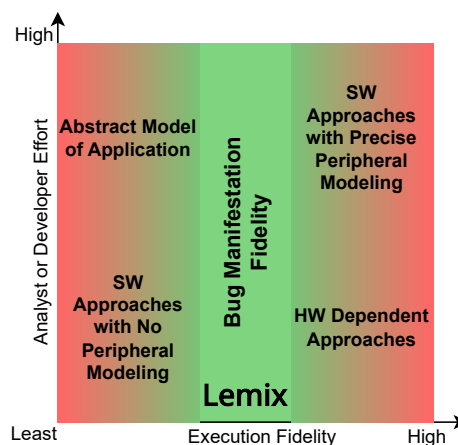


Figure 5: Comparison of existing techniques with LEMIX and Bug Manifestation Fidelity.

D Appendix

Listing 7 shows an example of inline ASM affecting program initialization where as Listing 8 shows an example of machine code embedded into the application as hex codes which is challenging to analyze on source level. Listing 9 demonstrates how ISRs are modelled by LEMIX to run alongside other application tasks and Listing 10 gives an example of kernel initialization code from Zephyr RTOS application exhibiting memory layout dependent code which is currently not supported by LEMIX.

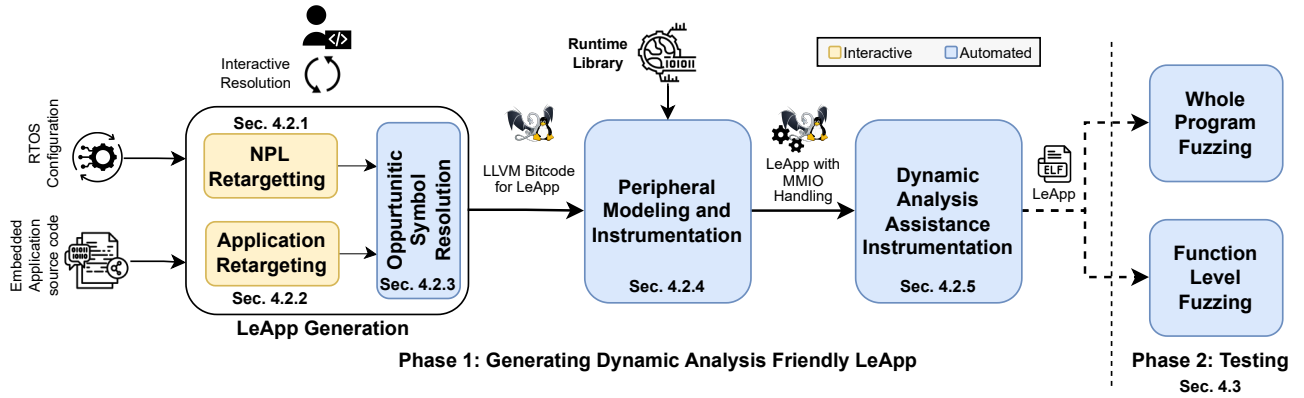


Figure 6: Overview of our LEMIX framework.

Table 7: Types of Bugs found by LEMIX in both Wp and Fl.

Bug Type	Count
OOB Read	2
OOB Write	7
Div By Zero	2
Null Dereference	3
DoS	2
Assert Failure	2
Build Related	3

E Appendix

E.1 GCC vs Clang Differences

Table 8 provides details on the compiler incompatibilities. Listings 13, 11 and 12 show examples of code that fails to compile with clang but is compatible with GCC.

F Appendix

Listing 14 gives an example of a valid MMIO address range detected by LEMIX’s constant address analysis which was not found in the corresponding SVD files. Table 9 provides a more readable version of evaluation of LEMIX against existing state of the art tools. Figure 7 gives an idea of the coverage of total reachable functions in whole-program fuzzing.

```

1  __STATIC_FORCEINLINE uint32_t __get_IPSR(void)
2  {
3      uint32_t result;
4      ⚙️ __ASM volatile ("MRS %0, ipsr" : "=r" (result));
5      + result = random() % 2; +
6      return result;
7  }
8  #define FURI_IS_IRQ_MODE() ((__get_IPSR() != 0)) ✅
9
10 bool furi_kernel_is_irq_or_masked(void) {
11     return {FURI_IS_IRQ_MODE()};
12 }
13 int main(void) {
14     // furi_check handles assertions
15     furi_check(
16         {!furi_kernel_is_irq_or_masked()} ✅
17     );
18     return 0;

```

Listing 7: An example of inline assembly effecting initialization code in Flipperzero. The **⚙️** indicates inline assembly code removed by LEMIX and **+** indicates injected code to re-initialized with a random value. The highlighted checks (**✅**) show how the IPSR value is verified in the initialization process to ensure we’re not in IRQ

```

1  __ALIGN(16)
2  static const uint16_t delay_machine_code[] = {
3      // SUBS r0, #loop_cycles
4      0x3800 + NRFX_COREDEP_DELAY_US_LOOP_CYCLES,
5      0xd8fd, // BHI .-2
6      0x4770 // BX LR
7  };
8
9  typedef void (* delay_func_t)(uint32_t);
10 const delay_func_t delay_cycles =
11     // Set LSB to 1 to execute the code in the
12     // Thumb mode.
13     (delay_func_t)(delay_machine_code | 1);
14 uint32_t cycles =
15     time_us * NRFX_DELAY_CPU_FREQ_MHZ;
16 delay_cycles(cycles);

```

Listing 8: An example of inline assembly masked inside hexadecimal machine code in Infinitime, one of our FreeRTOS applications.

Table 8: Table depicting common GCC vs Clang incompatibilities found while porting applications across various RTOSes.

Error Type	Compiler Support				Error Fix	Automated
	GCC Specific	Arm-GCC Specific	Architecture Specific	Clang Support		
Initialization of flexible array member is not allowed.	Yes (Example 13)	No	No	This initialization is not allowed in clang (<15).	Make the array member of a fixed size.	No
Variable-sized object may not be initialized.	Yes (Example 11)	No	No	No	Declare the local variable with a specified length before initializing it.	Yes
Member initializer 'X' does not name a non-static data member or base class.	Yes (Example 12)	No	No	No	Make the class inherit from global namespace.	No
Static Assertion Failed.	No	No	This is due to architecture specific size of types. Assert failure is due to compiling 32 bit compatible types on a 64 bit machine.	NA	Compile target on 32 bit equivalent architecture.	Yes
Undeclared identifier example, <code>__assert_func</code>	No	Yes, The symbol is specific to ARM's internal headers.	No	No	Get the symbol definition from the original source's preprocessor output.	Semi-Automated

Table 9: Approximate Number of unique basic blocks discovered by various configurations of LEMIX in comparison to State Of The Art Tools (Discussed in § 5.4 and § 5.6). M1- M3 represents different configuration modes for LEMIX.

AppID	Lx						Fw			Mf		
	M1		M2		M3		Cov	Crash	Bug	Cov	Crash	Bug
	Cov	Bug	Cov	Bug	Cov	Bug						
f1	731	0	2.9k	1	</>	1	500	1	0	1k	0	0
f2	456	1	2.8k	3	</>	1	!	N/A	N/A	1.5k	1	1
f3	560	1	668	2	1.5k	3	!	N/A	N/A	!	N/A	N/A
f4	563	0	1k	1	6k	3	500	0	0	2k	41	0
f5	442	0	728	2	1.8k	2	700	0	0	1.8k	93	0
n1	105	0	301	1	13.5k	1	356	0	0	25.2k	148	0
n2	143	0	338	0	16.8k	1	405	0	0	300	0	0
n3	157	1	357	1	19.9k	1	60	1	1	100	1	0
n4	135	0	235	1	19.5k	1	388	3	0	2.4k	0	0
n5	823	0	1.5k	1	</>	0	134	0	0	226	0	0
z1	76	0	86	2	3k	4	44	2	0	213	0	0
z2	!	0	!	2	12.3k	3	!	N/A	N/A	10.8k	483	1
z3	!	0	!	2	4.6k	6	!	N/A	N/A	!	N/A	N/A
t1	210	0	553	0	6.3k	0	670	0	0	750	0	0
t2	214	0	553	0	240	0	791	0	0	694	0	0
t3	!	0	!	0	3.1k	0	900	0	0	700	0	0
t4	310	0	455	1	188	1	749	0	0	659	10	1
t5	254	0	436	0	5.2k	0	748	0	0	658	0	0
Avg/Tot	345	3	860	20	7.5k	28	496	7	1	3.1k	777	3
Unique Bugs	3		10		11		1			3		

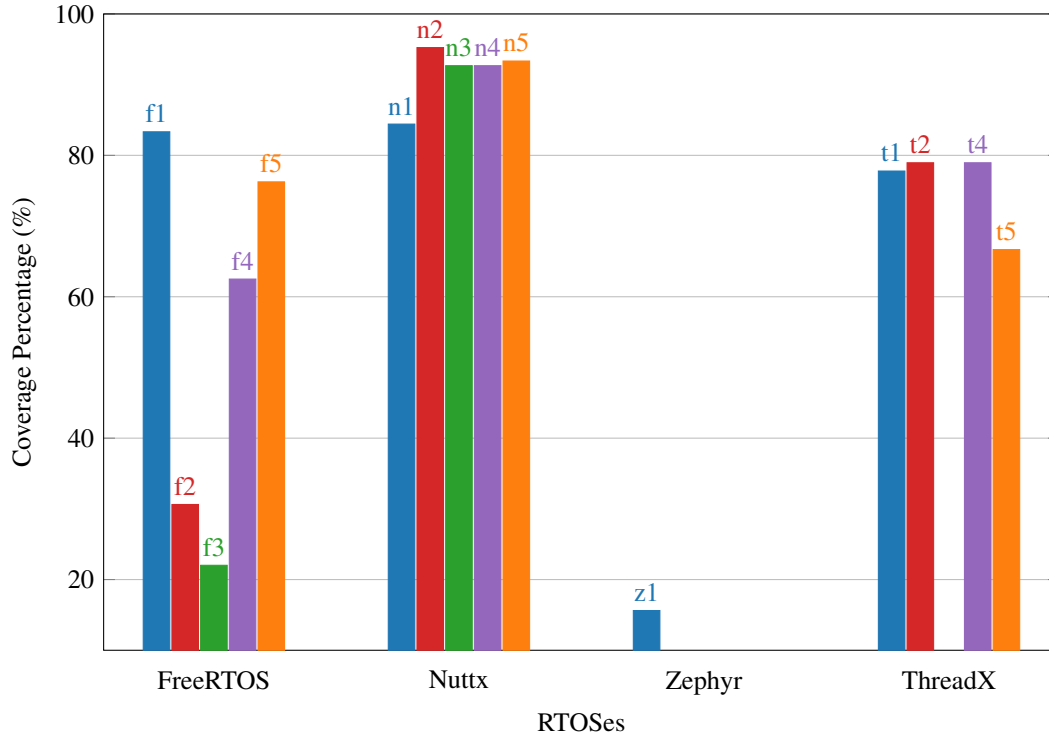


Figure 7: Each bar represents the percentage of functions hit amongst the total reachable functions for an application on a specific RTOS. Application IDs represent respective application from Table 1.

```

1  int main() {
2      /* RTOS specific task creation */
3      xTaskCreate(cdc_task, "cdc", CDC_STACK_SIZE, NULL,
4                  configMAX_PRIORITIES - 2, NULL);
5      ...
6      /* Injecting isr_trigger function as a task
7       along with other tasks */
8      xTaskCreate(isr_trigger, "dispatcher_task", 1000, NULL,
9                  configMAX_PRIORITIES - 1, NULL);
10 }
11
12 void dispatcher_task(void *parm) {
13     (void)parm;
14     while(1) {
15         int size = sizeof(ivt) / sizeof(ivt[0]);
16         int random_isr = rand() % size;
17         switch(random_isr) {
18             case 0:
19                 USBD_IRQHandler();
20                 break;
21             ...
22             case 4:
23                 SPIMI_TWI1_IRQHandler();
24                 break;
25             default:
26                 break;
27         }
28     }
29 }

```

Listing 9: Dispatcher Task instrumentation to handle interrupts.

```

1  static void z_sys_init_run_level(
2      enum init_level level
3  )
4  {
5      static const struct init_entry *levels[] = {
6          __init_EARLY_start,
7          __init_PRE_KERNEL_1_start,
8          __init_PRE_KERNEL_2_start,
9          __init_POST_KERNEL_start,
10         __init_APPLICATION_start,
11     };
12     const struct init_entry *entry;
13     // The entries are function pointers that
14     // are expected to be placed in memory in
15     // the correct order. This ensures that
16     // the comparison between the current entry
17     // and the next one is valid.
18     for (entry = levels[level]; entry <
19         levels[level+1]; entry++) {
20         dev->state->initialized = true;
21         (void)entry->init_fn.sys();
22     }
23 }
24 }

```

Listing 10: Listing shows Layout Specific Execution found in one of Zephyr Kernel's initialization routines. The kernel expects function pointers to be present in adjacent memory locations as directed by Board Specific Linker Scripts.


```

1  int
2  doread(uint8_t addr, uint8_t *buf, uint8_t len)
3  {
4      uint8_t tx_buf[len + 1] = addr;
5      return -1;
6  }

```

Listing 11: Listing shows variable sized object initialization which is not allowed even in the latest version of clang.

```

1  // Base class representing a generic object
2  class b {
3  public:
4      // Constructor accepting a config
5      b(const int config);
6      // Virtual destructor
7      virtual ~b() = default;
8  };
9
10 namespace a::b::c {
11
12 class b_c : public b {
13 public:
14     // Constructor for b_c, initializes base class b
15     b_c(const int config);
16 };
17
18 // Constructor implementation for b_c
19 b_c::b_c(const int config) : b(config) {}
20
21 }

```

Listing 12: Listing shows a sample code which errors because Clang expects the class b to inherit from the global namespace, but it cannot find it within the current scope.

```

1  struct foo {
2      int x;
3      int y[];
4  };
5
6  struct foo bar = {1, {2, 3, 4}};

```

Listing 13: Listing shows flexible array member initialization which is not allowed in clang versions < 15.

```

1  ✓ Identified Address ranges that are also in SVD:
2
3      (0x40000000, 0x40001000)
4  📄 (Peripheral: TIM2, Base: 0x40000000, End: 0x40000400)
5
6      (0x40008000, 0x40009000)
7  📄 (Peripheral: LPTIM1, Base: 0x40007c00, End: 0x40008000)
8
9      (0x40010000, 0x40011000)
10 📄 (Peripheral: SYSCFG_VREFBUF, Base: 0x40010000, End:
    ↪ 0x40010200)
11
12     (0x40020000, 0x40021000)
13 📄 (Peripheral: DMA1, Base: 0x40020000, End: 0x40020400)
14
15 ⚠ Identified Address ranges (and corresponding source lines)
    ↪ that are not in SVD files:
16
17 #define PERIPH_BASE           (0x40000000UL)
18 #define APB1PERIPH_BASE     PERIPH_BASE
19 #define TIM16_BASE           (APB2PERIPH_BASE +
    ↪ 0x00004400UL)
20 (0x40020000, 0x40021000)
21
22 #define SAI1_BASE             (APB2PERIPH_BASE +
    ↪ 0x00005400UL)
23 (0x40005000, 0x40006000)
24
25 #define LPTIM2_BASE          (APB1PERIPH_BASE +
    ↪ 0x00009400UL)
26 (0x40009000, 0x4000a000)

```

Listing 14: An example illustrating the cases where the detected MMIO address ranges are in SVD files (📄) and those that are present in source files but missing (⚠) in SVD files.