







Enhancing variational quantum algorithms by balancing training on classical and quantum hardware

Rahul Bhowmick ^{1,*} Harsh Wadhwa ^{1,†} Avinash Singh ^{1,‡} Tania Sidana ^{1,§} Quoc Hoan Tran ^{2,¶} and Krishna Kumar Sabapathy ^{1,**}

¹*Fujitsu Research of India Private Limited*

²*Quantum Laboratory, Fujitsu Research, Fujitsu Limited Japan*

Quantum computers offer a promising route to tackling problems that are classically intractable such as in prime-factorization, solving large-scale linear algebra and simulating complex quantum systems, but require fault-tolerant quantum hardware. On the other hand, variational quantum algorithms (VQAs) have the potential to provide a near-term route to quantum utility or advantage, and is usually constructed by using parametrized quantum circuits (PQCs) in combination with a classical optimizer for training. Although VQAs have been proposed for a multitude of tasks such as ground-state estimation, combinatorial optimization and unitary compilation, there remain major challenges in its trainability and resource costs on quantum hardware. Here we address these challenges by adopting **H**ardware **E**fficient and dynamical **L**Ie algebra Supported **A**nsatz (HELIA), and propose two training schemes that combine an existing **g**-sim method (that uses the underlying group structure of the operators) and the Parameter-Shift Rule (PSR). Our improvement comes from distributing the resources required for gradient estimation and training to both classical and quantum hardware. We numerically test our proposal for ground-state estimation using Variational Quantum Eigensolver (VQE) and classification of quantum phases using quantum neural networks. Our methods show better accuracy and success of trials, and also need fewer calls to the quantum hardware on an average than using only PSR (upto 60% reduction), that runs exclusively on quantum hardware. We also numerically demonstrate the capability of HELIA in mitigating barren plateaus, paving the way for training large-scale quantum models.

CONTENTS

I. Introduction	1	2. Pre-training in LTFIM Hamiltonian (<i>exp</i> -DLA)	12
II. Overview of Literature	3	B. Classification of Quantum Phases	14
A. Variational Quantum Algorithms	3	V. Conclusion and Outlook	16
Algorithms considered in this work	3	References	17
B. Existing PQCs	3	A. Numerical Experiments on XY Hamiltonian	22
C. Training Methods	4	B. Example instances of g -sim reaching accurate solution without quantum hardware	22
1. Parameter-shift Rule	4	C. VQE for TFIM Hamiltonian	22
2. g -sim Method	5		
D. Barren Plateau	6		
III. Our Contributions	7		
A. PQC Selection	7		
B. Training Scheme	8		
1. Alternate Training	8		
2. Simultaneous Training	9		
IV. Results	9		
A. Ground State Estimation using VQE	10		
1. Improved VQE for XY Spin Hamiltonian (<i>poly</i> -DLA)	10		
Mitigating Barren Plateaus	12		

I. INTRODUCTION

Quantum computing holds great promise for tackling problems that are intractable for classical computers or would take them years to solve, such as simulating natural systems [1], prime factorization [2], solving linear equations [3], machine learning tasks [4–6], optimization [7] and quantum chemistry [8, 9]. Despite recent breakthroughs in implementing quantum error correction [10], it may still take many years [11–13] to develop fault-tolerant quantum hardware. Current quantum devices face significant challenges, including number of qubits, qubit coherence time and gates with limited fidelity [10, 14–19].

Limitations of current quantum computing hardware has spurred focus towards variational quantum algorithms (VQA). These are hybrid quantum-classical ap-

* rahul.bhowmick@fujitsu.com

† harsh.wadhwa@fujitsu.com

‡ avinash.singh@fujitsu.com

§ tania.sidana@fujitsu.com

¶ tran.quochoan@fujitsu.com

** krishnakumar.sabapathy@fujitsu.com

proaches that utilize parameterized quantum circuits (PQC) to address challenges across diverse fields, including machine learning, optimization, and ground-state energy calculations. VQAs are especially suited for noisy intermediate-scale quantum (NISQ) devices, which have a limited qubit count and noisy (unprotected) operations. The core idea is to train quantum circuits with tunable parameters and optimizing these parameters using a classical optimizer for an objective function related to the problem being solved.

In the training process of VQAs, the parameters of PQC are updated via either gradient-free or gradient-based optimization techniques. The gradient-free methods [20–25] are preferred when calculation of gradient is challenging or the loss function is not differentiable, but their performance might not scale well with problem size and system noise [26, 27]. In contrast, the literature on gradient-based training of quantum machine learning (QML) primarily emphasizes the efficient computation of gradients of parameters of trainable quantum circuits on quantum hardware. The most commonly employed techniques include the parameter-shift rule (PSR) [28] and its various generalization or extensions [29, 30]. PSR requires running two or more quantum circuit evaluations with shifted parameter values, for each trainable parameter in the circuit, and it runs exclusively on quantum hardware.

Classical simulation methods can be an effective alternative for advancing quantum technologies by emulating quantum systems using classical resources. Goh et al. proposed an efficient circuit simulation and gradient computation method called **g-sim**, reducing the resource burden leveraging the Lie-algebraic structure of variational quantum circuits [31]. Clifford Perturbation theory has been recently put forward to approximate operator expectation values in near-Clifford circuits [32]. These techniques are crucial for adapting classical backpropagation methods in a quantum context [33].

Optimization in quantum computing is often challenging due to several factors. A major hurdle being the barren plateau (BP) phenomenon [34], where gradients vanish exponentially as qubit count increases, making it difficult to find numerically meaningful updates for large circuits. Additionally, quantum measurements are inherently stochastic requiring many runs to obtain accurate estimates and thus potentially slowing down optimization. Several BP-free models have been proposed in literature like quantum convolutional neural networks [35, 36] and permutation-equivariant quantum neural networks [37]. Recent research also points towards the possibility that all BP-free quantum models might indeed be efficiently classically simulable [38], raising doubts about achieving any quantum advantage in the future.

Classical algorithms for simulating general quantum circuits do exist, but they suffer from exponential computational and memory overhead [39]. Over the years, several methods have been developed for accurate and

efficient classical simulation of certain quantum circuits. These methods often approximate the circuits in specific regimes or restrict the types of gates and measurements allowed, leveraging special structures in the problems. These include MPS-based tensor networks methods that can simulate shallow noisy circuits for hundreds of qubits with limited gate fidelity [40]. **g-sim** is another method that offers an efficient simulation algorithm. This method is effective when both the generators of the ansatz and the measurement operator are within a dynamical Lie algebra (DLA) [31], whose dimension scales polynomially with the number of qubits. We will explain more about the **g-sim** method in a later section as it is central to our ansatz construction.

Recent advancements in classical simulation methods have significantly enhanced our ability to estimate and optimize quantum circuits, even in the presence of noise. Fontana et.al proposed low weight efficient simulation algorithm (LOWESA) to classically estimate expectation values of parametrized quantum circuits in noisy hardware [41]. The authors recreate a classical surrogate of cost landscape in the presence of device noise by ignoring Pauli terms beyond a certain frequency threshold. Rudolph et.al extended this to noiseless quantum simulation and classically simulated the 127-qubit quantum utility experiment [42, 43] while Angrisani et. al further demonstrated provable guarantees for most noiseless quantum circuits [44]. Recently, Lerch et.al showed it is always possible to identify patches for which similar classical surrogate can be generated [45]. These techniques should be accounted for when constructing variational models with potential for quantum utility.

The optimization landscape in quantum circuits is also highly non-convex, with numerous local minima and saddle points that can trap algorithms and complicate the search for global minima [46–49]. Additionally, quantum measurements are inherently stochastic requiring many runs to obtain accurate estimates and thus potentially slowing down optimization. Even for models that are trainable, computing gradients for quantum circuits is often quantum resource-intensive as methods such as the parameter-shift rule or finite differences necessitate multiple circuit executions, which scale linearly [33] with the number of parameters and shots. These factors, coupled with hardware limitations such as qubit connectivity and decoherence [10, 14–19], make effective gradient-based optimization in quantum computing a complex task, frequently driving the need for alternative or hybrid methods.

To mitigate the high quantum resource costs associated with training VQAs, we propose a hybrid method that integrates **g-sim** and the PSR. The gradient estimation task is delegated to both classical and quantum hardware. This approach aims to reduce the number of Quantum Processing Unit (QPU) calls, thereby saving resources. Our research focuses on training quantum models, emphasizing the use of specific ansätze and customized training schemes to enhance the training process

and improve accuracy in tasks like ground state estimation using VQE and classification using quantum neural networks (QNNs). While this study does not evaluate the practical utility of these models or their performance relative to classical counterparts, it aims to explore the potential of scalable and accurate trainable quantum models. Our hope is that with increase in the size and accuracy of the trainable models we can have enough overlap with useful quantum models and move towards quantum utility.

We will expand on the main results in the coming sections. The paper is divided as follows. We introduce the relevant background literature in Sec. II. We then discuss our contributions in terms of the choice of quantum circuits and two training schemes namely Alternate and Simultaneous in Sec. III. In Sec. IV we demonstrate the improvement in various metrics through extensive numerics. Finally, we end with the Conclusion and Outlook in Sec. V.

II. OVERVIEW OF LITERATURE

A. Variational Quantum Algorithms

VQAs constitute a fundamental framework within hybrid quantum-classical computation, providing a viable approach to exploit the capabilities of quantum systems in the NISQ era. By integrating PQCs with classical optimization techniques, VQAs are specifically tailored to tackle computationally demanding problems across domains such as quantum chemistry, combinatorial optimization, and machine learning [50–55].

VQAs involves an n -qubit state ρ (usually encoding problem data), acting on a Hilbert space $\mathcal{H} = (\mathbb{C}^2)^{\otimes n}$, which undergoes evolution through a parameterized quantum unitary. The unitary transformation is expressed as a sequence of L parameterised unitary gates

$$U(\theta) = \prod_{i=1}^L U_i(\theta_i) W_i \quad (1)$$

where $\theta = [\theta_1, \theta_2, \dots, \theta_L]$ denotes a set of trainable real-valued parameters and W_i are non-trainable gates. A slightly more general scenario can be when each $U_i(\theta_i)$ is composed of multiple trainable parametrized unitaries itself. However, we ignore that for ease of notation, and the same ideas can be extended to the general unitaries as well.

The expectation value of a Hermitian observable \hat{O} is subsequently measured on the evolved quantum state, using a quantum device, given as

$$l_{\theta}(\rho, \hat{O}) = \text{Tr}[U^\dagger(\theta) \rho U(\theta) \hat{O}]. \quad (2)$$

Classical optimizers are utilized to perform the optimization task

$$\underset{\theta}{\text{argmin}} F(l_{\theta}(\rho, \hat{O})), \quad (3)$$

where we minimize some loss function F of the expectation value depending on the task. For example, when finding ground state of a Hamiltonian H using VQE, the loss function is the expectation value of H on the trainable quantum circuit. For classification problem, the loss function can be the mean squared error (MSE) between predicted and true labels. The algorithm iteratively optimizes a cost function using the output of a quantum circuit, enabling the exploration of complex solution spaces that are potentially intractable for classical approaches.

However, despite their promise, VQA face several critical challenges, including barren plateaus in the optimization landscape, limited scalability with increasing problem size, and the detrimental effects of noise and decoherence on circuit fidelity [34, 50, 56]. Overcoming these obstacles necessitates advancements in algorithmic design, optimization techniques, and the development of robust quantum hardware.

Algorithms considered in this work

In this study, we focus on two applications of VQAs, illustrating their potential to address complex quantum problems. The first application investigates the Variational Quantum Eigensolver (VQE), a hybrid quantum-classical algorithm widely used for determining the ground state of quantum systems and calculating their corresponding energies [57]. VQE has become a cornerstone in quantum chemistry and materials science, enabling the efficient simulation of molecular systems and facilitating the discovery of new materials. Recent research has also incorporated VQE into Quantum Error Detection pipeline [58, 59].

The second application delves into quantum phase classification, where VQAs are utilized to identify and distinguish different quantum phases of matter [35, 60, 61]. This application leverages the unique capabilities of quantum circuits to encode and process quantum states, enabling the precise detection of phase transitions and the systematic classification of quantum phases.

B. Existing PQCs

The available options for PQC is quite vast and it is not a priori clear which circuit structure is ideal for the task at hand. We will consider three particular ansatz choices and motivate their use for our ansatz construction.

One often considered ansatz choice is made based on qubit connectivity, to reduce circuit depth, by using the class of Hardware Efficient Ansatz (HEA) [62]. Blocks of single-qubit rotations followed by entangling two-qubit gates are repeated for a chosen number of layers. An example within this class is YZ linear ansatz shown in Fig. 1, where each block consists of a Y -rotation and a Z -rotation applied on each qubit, followed by CNOT gates between neighbouring qubits in a linear fashion.

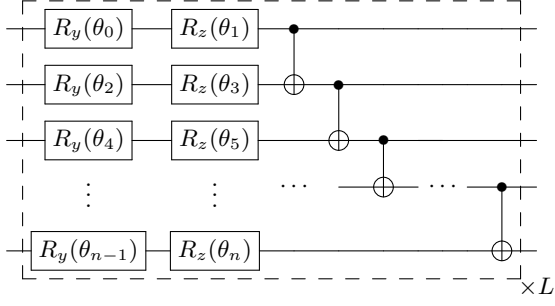


FIG. 1: Quantum circuit block for YZ linear ansatz. The parametrized R_y and R_z rotations are applied on each qubit followed by $CNOT$ between neighboring qubits in a linear fashion. The blocks are often repeated to increase entanglement and expressivity

Commonly selected problem-motivated ansatz include the Unitary Coupled Cluster (UCC) [63], which is widely utilized for investigating ground states of fermionic molecular Hamiltonians, and the Quantum Alternating Operator Ansatz (QAOA) [64–66], often applied to combinatorial optimization problems.

Another interesting problem-motivated example is the Hamiltonian Variational Ansatz (HVA) [67]. Given the task of finding ground state of a Hamiltonian $H = \sum_i H_i$, the ansatz is composed of unitary blocks of the form

$$U(\theta) = \prod_k e^{-i\theta_k H_k}. \quad (4)$$

Building on the insights from [31], this approach can be extended to include terms from the DLA of $\{H_k\}_{H_k \in H}$, provided the DLA has a dimension that scales polynomially with the number of qubits.

In our examples, we will combine the HVA ansatz with the HEA ansatz. For a detailed overview of the different ansatz options explored in the literature, refer [50].

After selecting an appropriate ansatz based on the architecture and the task, the subsequent step involves determining the optimal parameters of the ansatz to address the problem being solved. This process, referred to as the training method, is elaborated upon in the following section.

C. Training Methods

The training process aims to identify the optimal parameters of the selected ansatz for a given architecture. This is an iterative procedure, with each iteration comprising a loss function evaluation followed by a parameter update step. Although several gradient-free methods exist for parameter updation [20–23], our primary focus here is on gradient-based techniques which require efficient and accurate algorithms to compute the partial derivatives of the cost function for effective training of variational quantum models.

Contemporary classical machine learning models, which often contain billions of parameters, efficiently compute gradients using the backpropagation algorithm [68]. This method requires only a single forward and backward pass to compute the gradients for all parameters simultaneously. Since classical backpropagation cannot be directly applied to quantum circuits [33], the Parameter-Shift Rule [28] is typically employed to compute circuit gradients. Alternatively, when the quantum circuit can be efficiently simulated classically, automatic differentiation frameworks, such as PyTorch [69] and Tensorflow [70], can be utilized for gradient evaluation. A notable case within this second scenario is *g-sim*, where placing certain restriction on quantum gates and measurement operators enables efficient classical simulation of the circuit. These two methods are discussed in detail in the following sections.

1. Parameter-shift Rule

Parameter-shift Rule (PSR) is commonly used for accurately estimating gradients of a PQC. For a loss function of the form given in Eq.(2), where each unitary is defined as $U_i(\theta_i) = e^{-i\theta_i G_i}$ for some hermitian operator G_i , the partial derivatives are given by

$$\begin{aligned} \frac{\partial \ell}{\partial \theta_k} &= i \langle 0 | U_{\geq k}^\dagger G_k (U_{< k}^\dagger \hat{O} U_{< k}) U_{\geq k} | 0 \rangle \\ &\quad - i \langle 0 | U_{\geq k}^\dagger (U_{< k}^\dagger \hat{O} U_{< k}) G_k U_{\geq k} | 0 \rangle \end{aligned} \quad (5)$$

where we defined $U_{< k} = U_1 W_1 U_2 W_2 \dots U_{k-1} W_{k-1}$ and $U_{\geq k} = U_k W_k U_{k+1} W_{k+1} \dots U_n W_n$. PSR can be employed to obtain a closed-form expression of Eq.(5) when the eigenspectrum of the generator G_k either has only two unique eigenvalues or is symmetric and evenly spaced [28, 30, 71–73].

Considering the case where G_k with only two unique eigenvalues $\pm r$ i.e., $G_k^2 = r^2 I$ the corresponding unitary can be rewritten as

$$U_k(\theta) = \cos r\theta I - ir^{-1} G_k \sin r\theta \quad (6)$$

Following [28], through some simple algebra the above equation can be turned into

$$\begin{aligned} \frac{\partial \ell}{\partial \theta_k} &= \frac{r}{2} \left(\langle \psi | (I - ir^{-1} G)^\dagger Q (I - ir^{-1} G) | \psi \rangle \right. \\ &\quad \left. \langle \psi | (I + ir^{-1} G)^\dagger Q (I + ir^{-1} G) | \psi \rangle \right) \end{aligned} \quad (7)$$

where we have defined $|\psi\rangle = U_{\geq k} |0\rangle$ and $Q = U_{< k}^\dagger \hat{O} U_{< k}$. Finally using Eq.(6) and substituting $\theta = \pi/4r$, the partial derivative simplifies to

$$\frac{\partial \ell}{\partial \theta_k} = r \left(\ell(\theta + \frac{\pi}{4r} \hat{e}_k) - \ell(\theta - \frac{\pi}{4r} \hat{e}_k) \right), \quad (8)$$

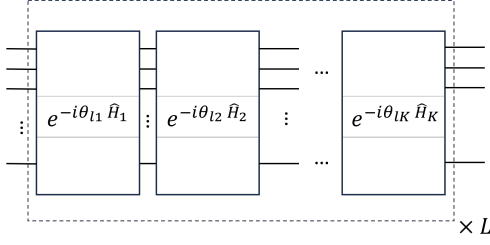


FIG. 2: Quantum circuit for \mathfrak{g} -sim algorithm corresponding to the unitary in Eq. (9)

a difference between the loss functions evaluated on either side of the parameter with a specific eigenvalue-related shift.

By measuring the loss function at two shifted values of the parameter θ_k , the partial derivative can be estimated accurately upto shot noise. For more general eigenspectrum with equispaced eigenvalues, the parameter shift-rule can be generalized as shown in [30, 73]. Markovich et.al. have further extended this procedure to irregular eigenspectrum as well [74].

The computation of a gradient for a single parameter in a quantum circuit requires executing the circuit at least twice, apart from the measurement overhead to obtain expectation value accurately. In quantum machine learning (QML), backpropagation is not directly applicable because it relies on the ability to store or reuse information [33], which poses scalability challenges. This limitation is illustrated through a specific example. Assuming each circuit iteration takes 1.48 milliseconds [75], equivalent to the latest coherence time of superconducting qubits, one iteration for a circuit with a billion parameters would take approximately $2 \times 10^9 \times 1.48$ ms, or 296 million seconds (3 days, 10 hours and 19 minutes). This demonstrates the poor scalability of PSR for large-scale systems. For certain examples of PQC construction, the training may scale more favorably. One such example is proposed in Bowles et. al to address the scalability issue by introducing structured circuits consisting of blocks of commuting parametrized quantum gates [76]. However, the utility of such structured PQCs is still not fully understood.

2. \mathfrak{g} -sim Method

In this section, we briefly explain the details of \mathfrak{g} -sim method proposed by Goh et al. [31], that is fully classical in nature. \mathfrak{g} -sim method is based on the study of the Lie group and the associated Lie algebra \mathfrak{g} , which is generated by the parametrized quantum circuit. Note that the foundational techniques used in [31] for this gradient estimation method are well-established by Somma et al. [77], Goh et al. primarily contributed to reframe these techniques in a modern context tailored to the quantum computing community [31].

Consider a problem in which an n -qubit state ρ , acting on a Hilbert space $\mathcal{H} = (\mathbb{C}^2)^{\otimes n}$, is sent through a PQC $U(\theta)$ of the form

$$U(\theta) = \prod_{\ell=1}^L \prod_{k=1}^K e^{i\theta_{\ell k} H_k}, \quad (9)$$

where $\theta = [\theta_{11}, \theta_{12}, \dots, \theta_{LK}]$ is a set of trainable real-valued parameters, and $\{H_1, H_2, \dots, H_K\}$ are K Hermitian operators that are the gate generators of the circuit, as shown in Fig 2.

The vector space spanned by all possible nested commutators of $\{iH_1, \dots, iH_K\}$, obtained by repeatedly taking the commutator between all elements until no new linearly independent element emerge is known as the DLA. For the ansatz of the form in Eq. (9), this DLA, denoted as \mathfrak{g} , is used to describe the system's structure.

The dynamical Lie group \mathcal{G} of a circuit of the form Eq. (9) is defined as

$$\mathcal{G} = \{e^{iA} : iA \in \mathfrak{g}\},$$

that is, the dynamical Lie group is obtained via the exponentiation of DLA.

The significance of the DLA lies in the fact that all unitaries of the form in Eq. (9) belong to a Lie group \mathcal{G} . Specifically, for any $V \in \mathcal{G}$, there exists (at least) one choice of parameter values θ such that for a sufficiently large, but finite, number of layers L , we have $U(\theta) = V$ [78]. That is, the dynamical Lie group \mathcal{G} determines all possible unitaries that can be implemented by circuits of the form in Eq. (9).

\mathfrak{g} -sim method is applicable only under two assumptions [31]:

- either the measurement operator or the initial state of a variational quantum circuit belong to the DLA of the ansatz
- the dimension of DLA scales polynomially with the number of qubits.

In order to understand, how \mathfrak{g} -sim method works, we need to know how the elements of the DLA \mathfrak{g} transform under commutation with elements of the DLA \mathfrak{g} , and under conjugation with elements of the dynamical Lie group \mathcal{G} . As \mathfrak{g} is closed under commutation, the commutator between any two elements in \mathfrak{g} is an element of \mathfrak{g} and can be decomposed as a linear combination of a Schmidt-orthonormal basis $\{iG_\alpha : \alpha \in \{1, 2, \dots, \dim(\mathfrak{g})\}\}$ of \mathfrak{g} . In particular,

$$[iG_\alpha, iG_\beta] = \sum_{\gamma=1}^{\dim(\mathfrak{g})} f_{\alpha\beta}^\gamma iG_\gamma \quad (10)$$

where $f_{\alpha\beta}^\gamma = \text{Tr}[iG_\gamma [iG_\alpha, iG_\beta]] \in \mathbb{R}$ is computed via the standard projection in vector space \mathfrak{g} . The coefficients $f_{\alpha\beta}^\gamma$ are called the *structure constants* of the DLA \mathfrak{g} .

Algorithm 1: g-sim Implementation for VQE

Input: $T_{max}, \alpha, H = \sum_i^{g_{max}} a_i G_i$,
 $U(\vec{\theta}) = e^{-iG_1\theta_1} \dots e^{-iG_n\theta_n}$

Output: Optimized $\vec{\theta}^*$

Initialize: $\vec{\theta} \sim \text{Norm}(0, 1)$

Define: $C(\vec{\theta}) = \langle 0^{\otimes q} | U^\dagger(\vec{\theta}) H U(\vec{\theta}) | 0^{\otimes q} \rangle$

Set: $H^n = H; a_k^n = a_k, H_k^n = a_k^n G_k$

begin

$i = 0$

while $i \leq T_{max}$ **do**

$m = n$

while $m \geq 1$ **do**

$k = 0$

for $k \leq g_{max}$ **do**

$H_k^{m-1} = e^{iG_m\theta_m} (a_k^m G_k) e^{-iG_m\theta_m}$

$= \sum_j b_j^{m-1} G_j$

$k \leftarrow k + 1$

$H^{m-1} = \sum_i^{g_{max}} H_i^{m-1} = \sum_i^{g_{max}} a_i^{m-1} G_i$

$m \leftarrow m - 1$

$l = 0$

while $l \leq g_{max}$ **do**

$g_l = \langle 0^{\otimes q} | G_l | 0^{\otimes q} \rangle$

$l \leftarrow l + 1$

$C \leftarrow \sum_i^{g_{max}} a_i^0 g_i$

Obtain gradients $\nabla_{\vec{\theta}} C$ classically using an automatic differentiation framework

$\vec{\theta} \leftarrow \vec{\theta} - \alpha \nabla_{\vec{\theta}} C$

$i \leftarrow i + 1$

Using the above DLA structure we demonstrate an implementation of the full g-sim sub-routine in action for VQE in Alg.1. We choose a Hamiltonian with a DLA of polynomial dimension. The ansatz is chosen as $U(\vec{\theta}) = e^{-i\theta_1 G_1} \dots e^{-i\theta_n G_n}$, where the generators are from the same DLA, allowing us to efficiently use the DLA structure in our computation.

The crucial factor facilitating the use of DLA structure is the Baker-Campbell-Hausdorff (BCH) formula [79] in Step. 1, which is given by

$$e^X Y e^{-X} = Y + [X, Y] + \frac{1}{2!} [X, [X, Y]] + \dots \quad (11)$$

For operators G_i, G_j belonging to a chosen DLA, the expression for $e^{i\theta G_i} G_j e^{-i\theta G_i}$ consists of only nested commutators. Since the DLA is closed under commutation operation, all of the terms in the infinite series in Eq.(11) belong to the DLA itself. By choosing a DLA scaling polynomially in the number of qubits, we ensure the expansion only has polynomially many unique operators, whose co-efficients are functions of the *structure constants* $f_{\alpha\beta}^\gamma$ as shown in Eq.(10).

However, it might still be difficult to obtain a closed form expression for Eq.(11). Hence, we further simplify it to the scenario when all the operators are n-qubit Pauli strings. This gives a very simple expression

$$e^{i\theta P_i} P_j e^{-i\theta P_i} = \cos \theta I + i \sin \theta [P_i, P_j] \quad (12)$$

where P_i, P_j are n-qubit Pauli strings. We further make our numerics computationally efficient by leveraging the $2n \times 2n$ binary symplectic matrix representation of Pauli, rather than their $2^n \times 2^n$ unitary matrix representation (Section 2.1 of [80]). As a result, we can replace matrix multiplication by bit-wise addition, which is much faster.

Fast application of the BCH formula due to choosing Pauli strings as well a DLA of polynomial dimension allows to calculate the cost function efficiently with polynomial compute resources. The gradients can then be efficiently calculated using an automatic-differentiation framework such as Pytorch [69], Tensorflow [70].

The limitations of the PSR and the efficiency of g-sim provide motivation for combining them into a hybrid approach to achieve efficient gradient evaluation. Apart from scalability and resource challenges in gradient evaluation, the training of quantum models remains challenging, primarily due to the vanishing gradient phenomenon, also known as the BP problem, where gradients decay exponentially as the number of qubits increases, making larger models effectively untrainable. We expand on this point in the following subsection.

D. Barren Plateau

Optimization in quantum algorithms encounters significant challenges due to the intrinsic limitations imposed by quantum measurements. Classical optimization methods rely on precise loss evaluations or accurate gradient information, both of which are compromised by the finite precision and stochastic nature of quantum measurements.

Barren plateaus (BPs) in quantum variational algorithms are characterized by regions in the parameter space where the gradient of the loss function becomes exponentially small, severely impeding the efficient optimization of quantum circuits [81–83]. The presence of a BP landscape implies that, for most parameter configurations, an exponentially large number of measurement samples is required to reliably estimate the loss gradient, which is essential for effective optimization.

The Variational Quantum Algorithm (VQA) is believed to exhibit a BP when variations in the model parameters θ in the unitary operation $U(\theta)$ lead to only exponentially small changes in the loss function $l_\theta(\rho, \hat{O})$, or magnitude of gradients $\partial l_\theta(\rho, \hat{O}) / \partial \theta_\mu$ (where $\theta_\mu \in \theta$) [34, 82, 83]. Cerezo et al., in their investigation of cost function locality, established that the inclusion of global observables (\hat{O}) in the cost function results in the emergence of exponentially vanishing gradients, irrespective of the circuit's shallow depth [84]. Additional factors contributing to this phenomenon include the degree of entanglement [85, 86] and the presence of noise [87]. A unified theoretical framework, employing group theoretical principles, covering above factors were presented in [82, 83].

Beyond theoretical insights, substantial efforts have

been devoted to developing practical strategies for mitigating barren plateaus [88]. These include advanced initialization techniques, such as layer-wise training [89], Bayesian-inspired parameter settings [90], meta-learning for initializing parameters [91], initializing circuits with sequences of identity blocks [92], and transfer-learning-based initialization approaches [93]. Alternative optimization frameworks have also been introduced, including adaptive learning rate strategies [94] and novel line search methods designed to facilitate navigation through flat loss landscapes [95]. Mhiri et.al. provided an unified analysis on warm-starting approaches in BP-affected loss landscape [96]. Classical neural network-based methodologies have also been explored, such as generating parameters for parameterized quantum circuits (PQCs) using neural networks [97, 98].

Empirical studies, such as those conducted in Ref. [99], have validated the effectiveness of these approaches in reducing the prevalence of barren plateaus in practical applications, including quantum neural networks. Additionally, targeted strategies for specific ansatz designs, such as Hamiltonian variational ansatz and parameterized matchgate circuits, have demonstrated their potential in mitigating or entirely avoiding barren plateaus [100, 101].

However, recent research has shed light on the classical simulability of BP-free models, offering valuable insights into their underlying structure. Cerezo et al. highlights that BP-free models are classically simulable when classical data is gathered during an initial data acquisition phase from the quantum device. This conclusion stems from the fact that barren plateaus arise from the curse of dimensionality, with mitigation strategies effectively reducing the problem to subspaces that are classically tractable [38].

Finally, using classical processing to improve the results from quantum device is not unique to our work, and has been used in [102–112]. In fact, a recent paper also deals with the idea of processing different parts of the quantum circuit using classical and quantum hardware with Clifford Perturbation Theory [113]. However, our approach of combining **g**-sim and the PSR in a hybrid iterative fashion offers a balanced method to address the barren plateau problem, improve resource efficiency, and maintain non-classical simulability. This makes it a promising area for further research and development in quantum computing.

III. OUR CONTRIBUTIONS

Gathering insights from current literature, we find extensive challenges across all building blocks of a variational quantum algorithm trained on today’s hardware. In this paper, we address issues related to choice of PQC, resource-inefficiency of gradient evaluation and trainability of large models in regards to scaling the number of parameters and the concurrent barren plateau issues that

appear. We go through each of the improvements in a sequential manner highlighting clear instances of where and how the improvements are obtained using detailed numerical analysis.

A. PQC Selection

Our choice of PQC is motivated from the standpoint of reducing quantum resources for training as well as avoiding Barren Plateaus. In general, simulating the full density matrix requires keeping track of all the n -qubit Pauli operators which scales as $4^n - 1$. However, to effectively utilize **g**-sim without incurring exponential computational and memory overhead, it is essential to restrict the training ansatz and measurement operator associated with a QML task to a *poly*-DLA. This can be a challenge, for example in VQE if the ground state lies far outside the polynomial DLA (*poly*-DLA) being explored (as shown in Table III in Appendix A), or a QML task whose accuracy gets limited by the polynomial search space (as shown in Fig.1).

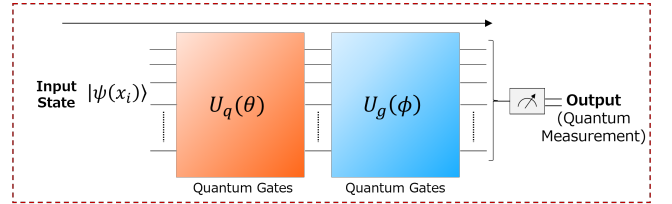


FIG. 3: The HELIA comprises two blocks of quantum gates: the orange block or Block Q (U_q) consists of layers of HEA (non-DLA part), followed by the blue block or Block G (U_g), which includes multi-qubit Pauli rotation gates with generators forming the basis of a task-specific DLA. The final measurement operator also belongs to the same DLA

To elevate **g**-sim to a higher expressibility, we propose a hybrid ansatz consisting of a parameterized non-DLA block U_q , which cannot be classically simulated, followed by a parameterized **g**-sim block U_g that can be classically simulated within the **g**-sim framework. A specific ansatz falling within this proposal is the **H**ardware **E**fficient and dynamical **L**ie algebra **S**upported **A**nsatz (HELIA), shown in Fig. 3, where U_q represents the hardware efficient ansatz (HEA). U_g is composed of multi-qubit Pauli rotations $\exp\{-i\theta P\}$, where the Paulis P form an orthonormal basis of a chosen *poly*-DLA. Both HEA [62] and Lie algebra Supported Ansatz [83] are known in literature, however our proposal aims at combining them into a single ansatz, which we will show has several important advantages.

This specific ordering of gates is important for our protocol, as we require the gates and measurement operator chosen from the *poly*-DLA to be adjacent in the quantum circuit for **g**-sim to be used efficiently. If the order

is reversed, the Heisenberg-evolved operator obtained after applying the HEA gates on the measurement operator will have terms from outside the *poly*-DLA, making **g**-sim quite ineffective. In our examples of VQE and Classification, we use a YZ linear ansatz, shown in Fig. 1 (which belongs to the HEA class), with varying layers, and the DLA is motivated by the problem being solved.

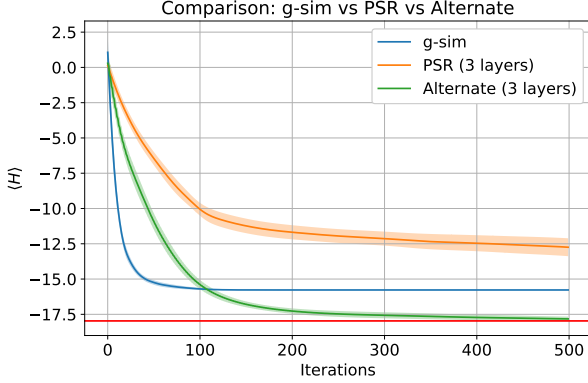


FIG. 4: VQE performed for a 6-qubit TFIM Hamiltonian. Only using HEA using PSR (shown in orange) or multi-qubit Pauli rotation gates using **g**-sim (shown in blue) is not enough to reach exact ground state (shown in red). But combining both methods into an Alternate training procedure (in green) allows us to reach the correct solution.

The primary advantage of HELIA lies in its ability to use PSR for computing gradients in the orange block of gates, while utilizing **g**-sim for the blue block in Fig. 3. Additionally, we introduce two novel training schemes and demonstrate their superior performance compared to standard PSR or **g**-sim independently. This improvement is illustrated in Fig. 4 for a 6-qubit Transverse Field Ising Model (TFIM) Hamiltonian, where using only the orange block (HEA via PSR) or the blue block (multi-qubit Pauli gates via **g**-sim) fails to reach the target energy in 500 iterations. However, combining the two blocks using an Alternate training scheme (discussed in Sec. III B) successfully converges to the exact ground state energy. Finally, we investigate the barren plateau phenomenon and empirically demonstrate that our ansatz exhibits a slower decay of gradients with increasing qubit count, compared to a deep hardware-efficient circuit, thereby enabling the effective training of larger qubit models.

B. Training Scheme

For the selected PQC, two distinct training schemes are employed: **Alternate** and **Simultaneous**. We evaluate the proposed protocols on two different VQA applications: ground state estimation using VQE and the Quantum Phase Classification. The core idea in both the schemes is to exploit the ansatz structure and dis-

tribute the resources required for gradient evaluation to both classical and quantum hardware. This delegation not only significantly reduces the number of calls to the quantum hardware, but also increases the accuracy as shown in the results of VQE in Table II and III of Appendix A. In the subsequent text we will interchangeably refer to the orange block of gates as Block Q or PSR Block, and the blue block as Block G or **g**-sim Block, based on the protocol used in obtaining the associated gradients.

1. Alternate Training

This section outlines a training protocol that integrates both the PSR and **g**-sim to develop a hybrid algorithm for gradient evaluation and quantum model training. As described in Algorithm 2 and depicted in Fig. 5, this protocol alternates the gradient evaluation process between classical and quantum hardware.

In each optimization step we update the parameters of Block Q (from θ_i to θ_{i+1}) in Fig. 3 using standard PSR. This is followed by a step of updating the parameters of Block G (from ϕ_i to ϕ_{i+1}) using **g**-sim based on the updated parameters θ_{i+1} . The optimization process is repeated iteratively until convergence.

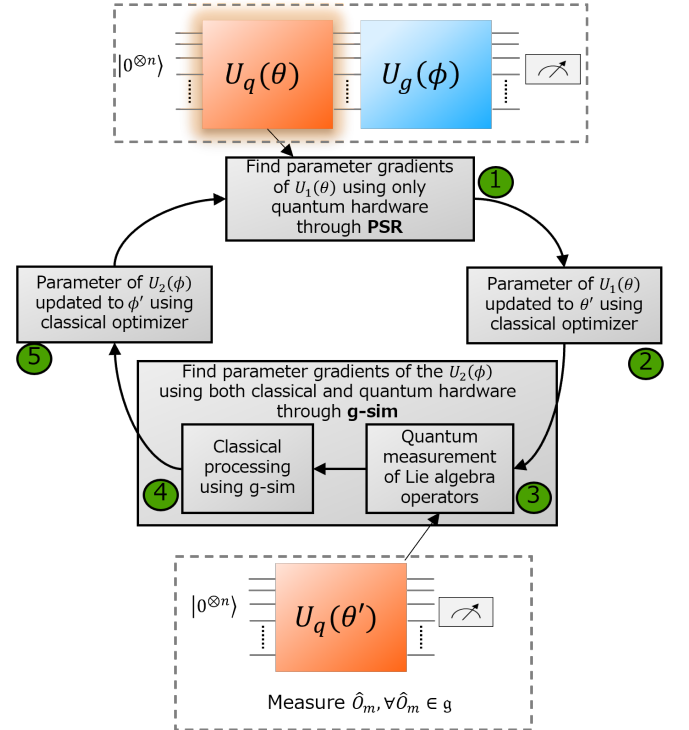


FIG. 5: Workflow of Alternate training protocol based on Alg. 2

Let's consider the case where the Block Q is composed of YZ linear ansatz (forming an unitary $U_q(\theta_i)$) with p parameters and the Block G has g parametrized gates

corresponding to a DLA of size g (forming an unitary $U_g(\phi_i)$), and the initial state is $|\psi\rangle$. Obtaining the gradients of the Block Q will require atleast $2p$ different runs of the quantum circuit for PSR. Using the gradients, we update Block Q to $U_q(\theta_{i+1})$.

Algorithm 2: Alternate Training for VQE

Input: $T_{max}, \alpha, U_q(\theta_0), U_g(\phi_0), \mathbf{g}_{DLA}, H$
Initialize: $\phi_0, \theta_0 \sim \text{Norm}(0, 1); i = 0$
Define:
 $C(\theta, \phi) = \langle 0^{\otimes n} | U_q^\dagger(\theta) U_g^\dagger(\phi) H U_g(\phi) U_q(\theta) | 0^{\otimes n} \rangle$
begin
 while $i \leq T_s$ **do**
 PSR Step
 1 Obtain gradients $\nabla_{\theta_i} C(\theta_i, \phi_i)$, w.r.t θ_i via PSR
 2 $\theta_{i+1} \leftarrow \theta_i - \alpha \nabla_{\theta_i} C(\theta_i, \phi_i)$

 g-sim Step
 3 Prepare $|\psi(\theta_{i+1})\rangle = U_q(\theta_{i+1})|0^{\otimes n}\rangle$
 4 **for** $\hat{O}_m \in \mathbf{g}_{DLA}$ **do**
 5 Measure and store
 5 $o_m = \langle \psi(\theta_{i+1}) | \hat{O}_m | \psi(\theta_{i+1}) \rangle$
 6 Obtain gradients $\nabla_{\phi_i} C(\theta_{i+1}, \phi_i)$, w.r.t ϕ_i via g-sim using $\{o_m\}_{\hat{O}_m \in \mathbf{g}_{DLA}}$
 7 $\phi_{i+1} \leftarrow \phi_i - \alpha \nabla_{\phi_i} C(\theta_{i+1}, \phi_i)$
 8 $i \leftarrow i + 1$

To evaluate gradients of the Block G, we measure the expectation value of all g Pauli operators on the state $|\psi(\theta_{i+1})\rangle = U_q(\theta_{i+1})|\psi\rangle$ on quantum hardware. This data then feeds into the g-sim algorithm which can evaluate the gradients entirely on classical hardware using an automatic differentiation framework [69, 70]. Finally, the parameters of Block G are updated from ϕ_i to ϕ_{i+1} , finishing one iteration. Hence, each of these iterations, costs us $2p + g$ circuit evaluations (ignoring the factor of number of shots required for estimating the expectation values). This is in contrast with the $2p + 2g$ circuit evaluations required per iteration to train the entire circuit via PSR alone.

2. Simultaneous Training

In this section, we propose a modification to the Alternate training protocol that enables the simultaneous updating of parameters in each iteration.

The pseudo-algorithm is shown in Algorithm 3. The main difference with the Alternate training scheme is, here we update the Block G gates based on θ_i (not the updated θ_{i+1}). This is essentially equivalent to obtaining gradients for the full ansatz by PSR, and updating all parameters simultaneously. However, we significantly reduce the resource requirements by delegating a por-

tion of the gradient estimation task to classical hardware via g-sim. The required circuit evaluations per iteration is also the same as the above Alternate scheme, as the only difference comes in by using the non-updated unitary $U_q(\theta_i)$ in the measurement step before g-sim.

Algorithm 3: Simultaneous Training for VQE

Input: $T_{max}, \alpha, U_q(\theta_0), U_g(\phi_0), \mathbf{g}_{DLA}, H$
Initialize: $\phi_0, \theta_0 \sim \text{Norm}(0, 1); i = 0$
Define:
 $C(\theta, \phi) = \langle 0^{\otimes n} | U_q^\dagger(\theta) U_g^\dagger(\phi) H U_g(\phi) U_q(\theta) | 0^{\otimes n} \rangle$
begin
 while $i \leq T_s$ **do**
 PSR Step
 1 Obtain gradients $\nabla_{\theta_i} C(\theta_i, \phi_i)$, w.r.t θ_i via PSR
 2 $\theta_{i+1} \leftarrow \theta_i - \alpha \nabla_{\theta_i} C(\theta_i, \phi_i)$

 g-sim Step
 3 Prepare $|\psi(\theta_i)\rangle = U_q(\theta_i)|0^{\otimes n}\rangle$
 4 **for** $\hat{O}_m \in \mathbf{g}_{DLA}$ **do**
 5 Measure and store $o_m = \langle \psi(\theta_i) | \hat{O}_m | \psi(\theta_i) \rangle$
 6 Obtain gradients $\nabla_{\phi_i} C(\theta_i, \phi_i)$, w.r.t ϕ_i via g-sim using $\{o_m\}_{\hat{O}_m \in \mathbf{g}_{DLA}}$
 7 $\phi_{i+1} \leftarrow \phi_i - \alpha \nabla_{\phi_i} C(\theta_i, \phi_i)$
 8 $i \leftarrow i + 1$

In practice, we find the Alternate scheme for a fixed number of iterations followed by several iterations of the Simultaneous training provides the most optimal results. We will expand on this point in the subsequent sections.

IV. RESULTS

To evaluate the effectiveness of our method we employ several metrics,

Error:

$$\text{Error} = \frac{E_g^t - E_g^*}{E_g^*} \quad (13)$$

where we define E_g^t as the lowest possible energy achieved in the current trial and E_g^* is an estimate of the true ground state energy of the Hamiltonian. For large Hamiltonians (beyond 14 qubits) it is computationally impractical to numerically diagonalize it and obtain the true ground state energy. Instead, taking inspiration from [31], we use the lowest energy reached across all trials for the corresponding Hamiltonian as an estimate of the true ground state energy E_g^* .

Success: Fraction of the trials that are able to reach below a error threshold of 10^{-3} , which has been chosen ad-hoc. This gives an estimate of how often can the

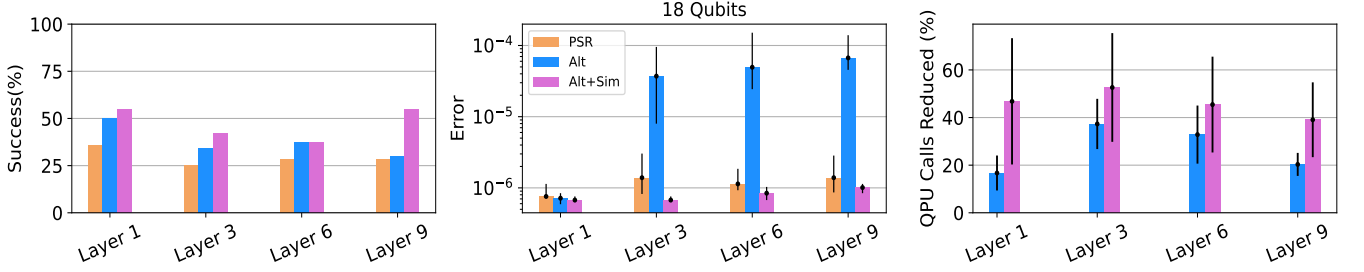


FIG. 6: **XY Hamiltonian VQE (18 Qubits)**: The success (Column 1), error (Column 2) and QPU calls reduction (Column 3) are plotted for configurations with 1, 3, 6, and 9 layers of YZ linear ansatz in Block Q and Hamiltonian DLA gates in Block G for 18 qubits. For each configuration and metric, PSR (orange), Alternate (blue) and Alternate+Simultaneous (purple) training methods are compared. **On the left**, we show that both Alternate and Alternate+Simultaneous protocol has better success rates than PSR. **For error (Column 2)**, we plot the median and the 25% and 75% quantiles (in black). The Alternate method only performs well for Layer 1 configuration, which is improved by Alternate+Simultaneous, giving lower error than PSR for all layer configurations. Most importantly, **on the right QPU calls reduction** is plotted for only Alternate and Alternate+Simultaneous since we compare it relative to PSR (which will coincide with 0% QPU calls reduction). The spread in standard deviation is shown in black. We consistently see reduction in QPU calls using our methods, with frequently lower error values and higher success metrics as compared to PSR.

method get close to the true solution. Going forward, we report the relevant statistics only for the successful trials, except for \mathbf{g} -sim as the error for this case in the mentioned examples is always higher than the threshold.

QPU Calls Reduction: Fraction of quantum circuit evaluations, referred to as Quantum Processing Unit (QPU) calls, reduced in current method as compared to standard training with PSR. We use the number of QPU calls required to reach the point of lowest energy in the corresponding trial as our estimate.

A. Ground State Estimation using VQE

The proposed protocols can be efficiently used for VQE when the Hamiltonian spans a *poly*-DLA as shown in Sec. IV A 1. However, for more general cases, where the Hamiltonian spans an exponential DLA, we can still use our method as a pre-training procedure. We discuss this in detail for Longitudinal Transverse Field Ising Model (LTFIM) in Sec. IV A 2.

1. Improved VQE for XY Spin Hamiltonian (*poly*-DLA)

We apply our chosen ansatz and proposed training schemes on VQE, and demonstrate its effectiveness for this task in comparison to PSR and \mathbf{g} -sim. For this, we consider a XY Spin Hamiltonian given by,

$$H_{XY} = \sum_i^{N-1} \alpha_i \hat{X}_i \hat{X}_{i+1} + \beta_i \hat{Y}_i \hat{Y}_{i+1} \quad (14)$$

XY Spin Hamiltonian has a *poly*-DLA with the dimension given by $\dim(\mathbf{g}) = n^2 - n$. This is necessary to use \mathbf{g} -sim effectively in our algorithm.

While running the \mathbf{g} -sim-only experiments, all of the DLA elements of the XY spin Hamiltonian produce zero expectation value with the zero initial state $|0^{\otimes n}\rangle$, we added a layer of Hadamard gates $H^{\otimes n}$ to facilitate training. In order to maintain consistency we have added the $H^{\otimes n}$ layer before Block G in all of the examples for the Hamiltonian. Hence, via \mathbf{g} -sim we optimize the following cost function,

$$C(\phi) = \langle 0 | H^{\otimes n} U_g^\dagger(\phi) H_{XY} U_g(\phi) H^{\otimes n} | 0 \rangle \quad (15)$$

For the Full-PSR (all parameters of Block Q & G optimized using PSR), Alternate and Alternate + Simultaneous columns we optimize using a larger ansatz by adding the Block Q, and obtain the following cost function,

$$C(\theta, \phi) = \langle 0 | U_q^\dagger(\theta) H^{\otimes n} U_g^\dagger(\phi) H_{XY} U_g(\phi) H^{\otimes n} U_q(\theta) | 0 \rangle \quad (16)$$

Now we are not restricted to only searching in the same polynomial space but can search a much larger state space, by virtue of the gates in Block Q. For visualization, we plot the success, error and QPU reduction metrics comparing Full-PSR, Alternate and Alternate + Simultaneous in Fig. 6 and 7, while the actual numbers along with comparison with \mathbf{g} -sim is provided in Table IV and III in Appendix A. The error for \mathbf{g} -sim is significantly higher in the chosen examples, as compared to other methods. Hence, we ignore it in the plots, and only mention the values in Table III. Later in IV A 2, we also discuss how this method can be used as a starting point for finding ground states in more general Hamiltonians without the restriction of having a *poly*-DLA.

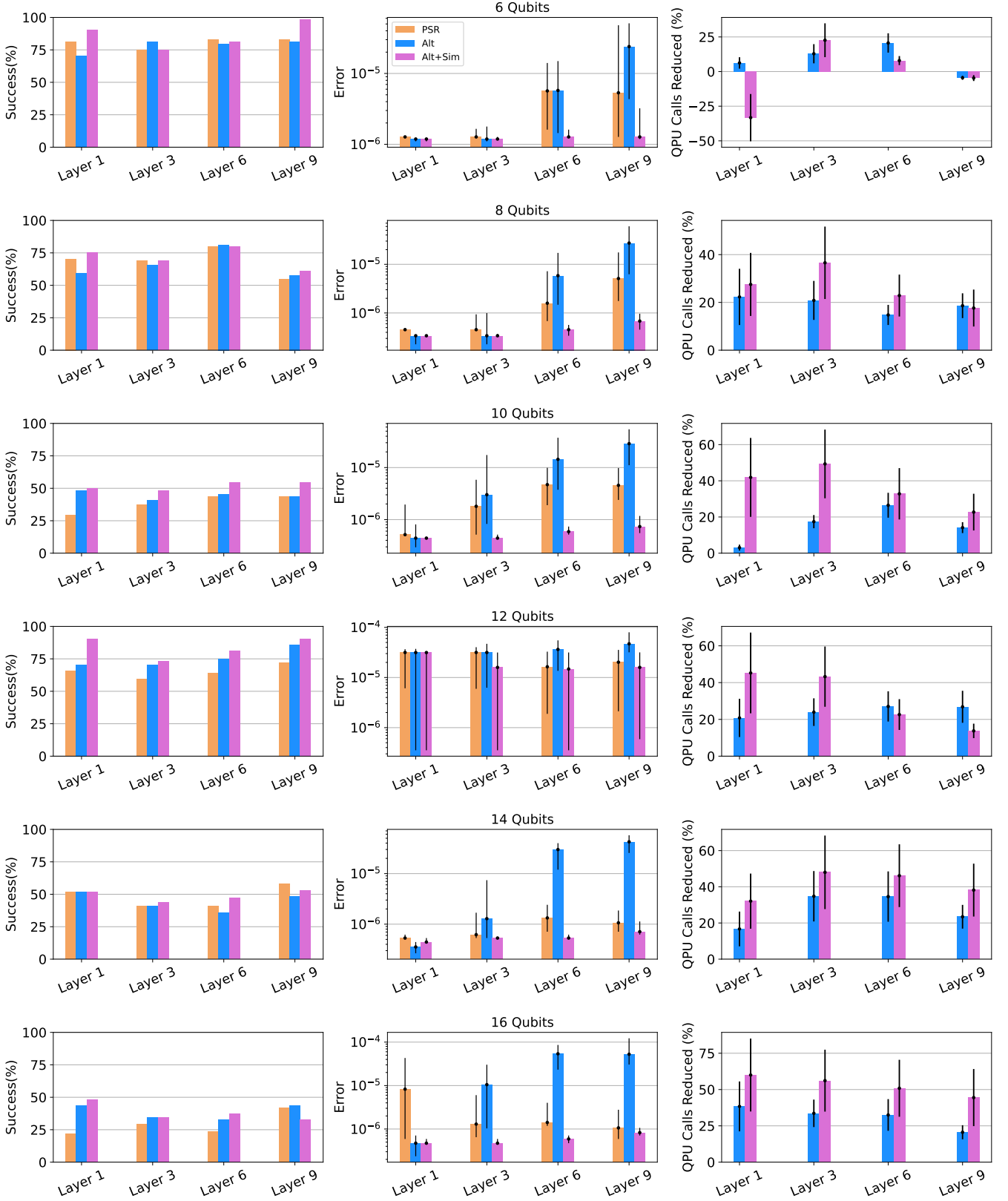


FIG. 7: **XY Hamiltonian VQE**: The success (Column 1), error (Column 2) and QPU calls reduction (Column 3) are plotted for configurations with 1, 3, 6, and 9 layers of YZ linear ansatz in Block Q and Hamiltonian DLA gates in Block G in each row, for qubit sizes ranging from 6 to 16. For each configuration and metric, PSR (orange), Alternate(blue) and Alternate+Simultaneous(purple) training methods are compared. We consistently see reduction in QPU calls using our methods at high qubits, with frequently lower error values and higher success metrics as compared to PSR.

Although, we are exploring a larger state space, often the ground state might in fact lie close to the space searched by \mathbf{g} -sim, rendering a quantum method unnecessary for the task. This in fact happens in the odd qubit examples for XY Hamiltonian, where \mathbf{g} -sim is able to get very low errors without additional gates. We mention this here, but in the numerics we only focus on even qubit cases to demonstrate where our method can be effective and standard \mathbf{g} -sim fails. Some of the odd qubit examples are demonstrated in Appendix. B.

Experiment Details: We present the results for 4 different configurations for each qubit, with the number of YZ linear layers: 1,3,6 and 9, changing between the configurations. The results are given in Table II and III of Appendix A. The **Full-PSR** column refers to training the full ansatz using standard PSR, **Alternate** refers to training it by the Alternate training scheme till convergence and **Alternate + Simultaneous** trains the ansatz using Alternate Scheme for 500 iterations followed by **Simultaneous** training till convergence. In order to keep the comparison fair, we use an Adam optimizer with initial learning rate 0.01 and keep it consistent across all experiments.

In Fig. 6 and 7, we have plotted the mean and standard deviation (in black) over the successful trials when measuring the QPU calls reduction. For error, we find the data is often asymmetrically spread around the mean, owing to being lower-bounded by 0 (by definition Eq.(13)) and upper bounded by 10^{-3} (success threshold). Hence, for this we resort to the median, and show the spread from 25% to 75% quantiles in black instead of mean and standard deviation. This is due to the fact that median is a more robust metric when the data is distributed asymmetrically. This unequal distribution is also explicit from the 25% to 75% quantiles which extend unequally from the median.

Mitigating Barren Plateaus

We also analyze the gradients of our ansatz for the given VQE task with varying number of qubits. In each case, we track the gradient of the first parameter from each of the Block Q (referred as PSR block) and Block G (referred as \mathbf{g} -sim block) and plots its variance during the training (Fig.8). Each datapoint is obtained after evaluating the variance from the full training of 64 independent trials.

For comparison, we also perform the same VQE task using a 50 layer HEA (referred as HEA50), which is known to exhibit BP [81], and plot the variance of the first parameter of this circuit. In other words, while it is possible that our method will also run into the BP issue at a certain qubit count, at least for the system sizes we have tested so far, the method holds up well against BP issues in previous methods. Secondly, we believe the reason the direct BP condition in [82, 83] is not applicable here because we choose gates from a *poly*-DLA and

a shallow HEA circuit preventing us from forming a 2-design. However, we do not provide proof of this statement, and propose this as only a potential reason.

HELIA shows a clear improvement in terms of slow decay in gradients in Fig 8. The gradients from \mathbf{g} -sim block demonstrate an exponential decrease, but with much less slope as compared to the HEA50 circuit, while the PSR block shows a sub-exponential decay. Overall, this allows for larger qubit models to be trained efficiently without running into vanishingly small gradients.

2. Pre-training in LTFIM Hamiltonian (*exp*-DLA)

The ability to combine \mathbf{g} -sim and PSR efficiently in our protocol depends on the *poly*-DLA of the \mathbf{g} -sim block as well as the associated measurement operator. This limits the kind of Hamiltonians on which we can perform VQE task. However, we can still use our method as a starting point for general Hamiltonians with exponential DLA as demonstrated in Algorithm 4.

Although similar to the pre-training approach used in Ref. [31], our method is unique in its use of the full ansatz over the complete training procedure, with only the Hamiltonian changing between the two phases of training. The first phase can be thought of as a warm-start method, while the second phase trains the circuit to find ground-state of the full Hamiltonian starting from the parameters of the first phase. We expand this point further in the following paragraphs and highlight this important difference through a numerical example.

To start the protocol, we need a step of choosing a subset of operators that form a *poly*-DLA. In *poly*-DLA Phase, we perform Alternate, followed by Simultaneous training on the reduced Hamiltonian. During the Exponential DLA Phase of training in Alg.4, we train only the PSR block for some iterations before training the full block. This is done with the aim of keeping the overall quantum resources low, as the PSR block has fewer trainable parameters and hence needs less circuit evaluations to obtain gradients during training. Finally, all of the parameters are trained together using standard PSR.

We demonstrate the results of this protocol for longitudinal-transverse field Ising model (LTFIM),

$$H_{LTFIM} = \sum_j \alpha_j X_j X_{j+1} + \sum_j (\beta_j Z_j + \gamma_j X_j) \quad (17)$$

which has an exponential DLA. A *poly*-DLA can be constructed by dropping the longitudinal terms

$$i\mathbf{g}_{LTFIM} = \langle \{iX_j X_{j+1}, iZ_j\} \rangle_{Lie} \quad (18)$$

Experiment Details: The PSR block is composed of varying layers of YZ linear ansatz (3 and 6 layers), while the \mathbf{g} -sim block is generated out of gates from \mathbf{g}_{LTFIM} . In the shown examples, we run Alternate optimization for 250 iterations and Simultaneous optimization for 100 iterations with the reduced Hamiltonian, followed by 200

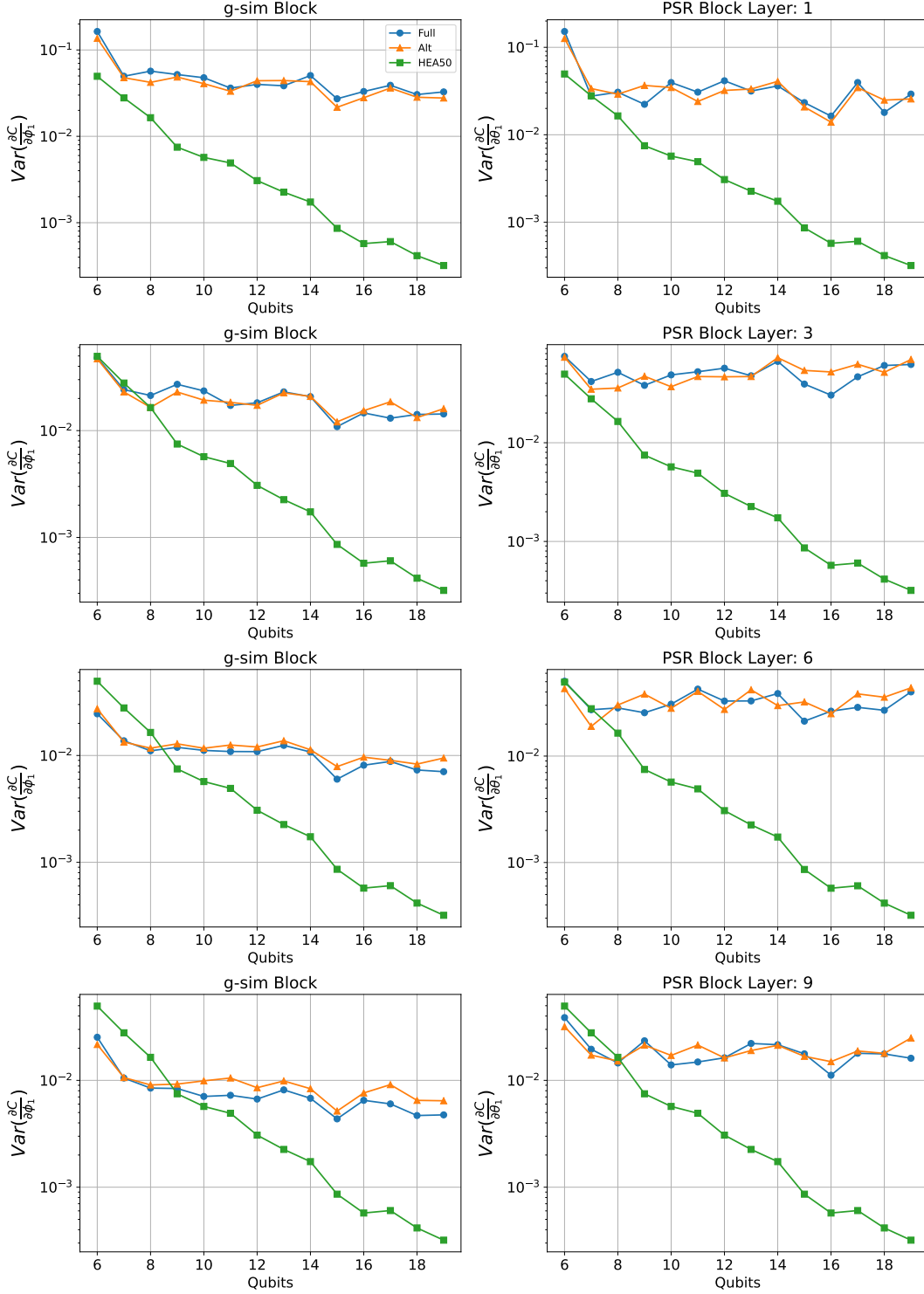


FIG. 8: **Gradients for XY Hamiltonian VQE:** Variance of the first parameter from PSR and \mathbf{g} -sim block are plotted with increasing qubits for both Full-PSR (blue) and our Alternate method (orange) for finding ground state of XY Hamiltonian using VQE. The diagrams also show the plots for varying number of PSR block layers (1,3,6,9 from top to bottom). For comparison, the same task is performed using a deep HEA (referred as HEA50) with standard PSR and variance of its first partial derivative is plotted in green. The green curve is the same in all of the plots and provided as a reference for our improved gradients. In both \mathbf{g} -sim and PSR block, we notice a slower decay of gradients as compared to HEA50, with the PSR block maintaining slightly higher magnitude than the \mathbf{g} -sim block. Overall the plot shows that our chosen ansatz is able to preserve higher magnitude of gradients even at high qubits in both of the blocks.

iterations of the PSR block and 1000 iterations of full circuit training. Similarly for Full-PSR training, we run 1450 iterations of PSR to match the number of total iterations in both methods. However, these choices are made ad-hoc and can be modified based on other stopping conditions, such as Early Stopping, that can further reduce QPU calls.

Algorithm 4: VQE for General Hamiltonian

Input: $T_{alt}, T_{sim}, T_{psr}, T_{full}, U_q(\theta_0), H = \sum_i \beta_i P_i$

Output: $\theta^*, \vec{\phi}^*$

Initialize: $\vec{\theta}_0 \sim \mathcal{N}(0, 1); i = 0$

begin

poly-DLA Phase

- 1 Obtain a subset of operators $\{P_j\}_{j \in \mathcal{A}}$ from H such that it forms a *poly*-DLA \mathbf{g} .
- 2 Define $H_{poly} = \sum_{P_i \in \mathcal{A}} \beta_i P_i$, and unitary $U_g(\vec{\phi}_0) = e^{-iP_1\phi_1^0} \dots e^{-iP_n\phi_n^0}$
- 3 Randomly initialize $\vec{\phi}_0 \sim \mathcal{N}(0, 1)$
- 4 Define the cost function:
 $C_{poly}(\vec{\theta}, \vec{\phi}) = \langle 0^{\otimes n} | U_q^\dagger(\vec{\theta}) U_g^\dagger(\vec{\phi}) H_{poly} U_g(\vec{\phi}) U_q(\vec{\theta}) | 0^{\otimes n} \rangle$
- 5 Run Alternate optimization given in Alg.2 for T_{alt} iterations on cost function $C_{poly}(\vec{\theta}, \vec{\phi})$
- 6 Run Simultaneous optimization given in Alg.3 for T_{sim} iterations on cost function $C_{poly}(\vec{\theta}, \vec{\phi})$
- 7 Extract the optimized parameters $(\vec{\theta}^*, \vec{\phi}^*)$

Exponential DLA Phase

- 8 Define the full cost function,
 $C_{full}(\vec{\theta}, \vec{\phi}) = \langle 0^{\otimes n} | U_q^\dagger(\vec{\theta}) U_g^\dagger(\vec{\phi}) H U_g(\vec{\phi}) U_q(\vec{\theta}) | 0^{\otimes n} \rangle$
 initialized at $(\vec{\theta}^*, \vec{\phi}^*)$
 - 9 Optimize only parameters $\vec{\theta}$ of $U_q(\vec{\theta})$ in $C_{full}(\vec{\theta}, \vec{\phi})$ for T_{psr} iterations using PSR
 - 10 Optimize full cost function $C_{full}(\vec{\theta}, \vec{\phi})$ for T_{full} using PSR
 - 11 Extract optimized parameters at the end of training $(\vec{\theta}^*, \vec{\phi}^*)$
-

We plot the error metric in Eq.(13) for the LTFIM Hamiltonian with 10 & 12 qubits in Fig.9. Importantly, although the initial training phase is based on the reduced Hamiltonian, the plotted energy values correspond to expectation values of the full Hamiltonian. As shown in Fig.9, the algorithm is indeed able to converge to good solutions by using the our protocols in the first phase of the training.

Compared with PSR, our protocol shows lower error value on an average in Fig. IV A 2 for both 10 & 12 qubits. More importantly, the QPU calls required for the 10-qubit Hamiltonian VQE using PSR is $4.5e + 5$ and $6.3e + 5$ for Layer 3 and 5 respectively, while our proposed method requires $4.065e + 5$ ($\sim 9.6\%$ reduction) and $5.925e + 5$ ($\sim 6.5\%$ reduction) QPU calls respectively. Similarly, for 12 qubit, PSR uses $6.12e + 5$ and $8.28e + 5$ for Layer 3 and 5 respectively while our method requires $5.466e + 5$ ($\sim 10.7\%$ reduction) and $7.698e + 5$ ($\sim 7\%$

reduction) respectively. Overall, our method shows lower error while reducing the required quantum resources.

B. Classification of Quantum Phases

Our training protocols are useful for QML tasks such as classification. To illustrate this we choose the bond-alternating spin-1/2 Heisenberg chain [114],

$$H = J \sum_i \vec{S}_{2i-1} \cdot \vec{S}_{2i} + J' \sum_i \vec{S}_{2i} \cdot \vec{S}_{2i+1} \quad (19)$$

where $\vec{S} = (X, Y, Z)$ are the Pauli matrices. The model undergoes a second-order phase transition at $J/J' = 1$ [114].

We pose the task of learning the quantum phase of the ground state as a classification problem for 10 & 12 qubit examples. Since, quantum phase transition only happens in the limit $N \rightarrow \infty$, it is not accurate to refer to these states as different phases. Rather, we just assign two separate labels ± 1 to the ground states for $J < J'$ and $J > J'$.

Since the qubit counts are small enough, the training and test data (100 train + 100 test dataset) are generated by sampling J, J' uniformly from $[-1, 1]$ numerically diagonalizing the Hamiltonian in Eq.(19) and obtaining the ground state. This ground state is used as an input into the PQC and the ansatz is trained to generate the correct labels after measuring a Pauli string, that is randomly chosen and fixed at the beginning of the experiment.

For designing the PQC, we encounter the choice of gates for PSR and \mathbf{g} -sim blocks. For the PSR block, we stick to the YZ linear ansatz choice with 9 layers. For \mathbf{g} -sim block however, we do not have a unique choice like we had for previous examples. Hence, we explore 3 different DLA choices to construct the gates:

$$i\mathbf{g}_{XY} = \langle \{iX_j X_{j+1}, iY_j Y_{j+1}\} \rangle_{Lie} \quad (20)$$

$$i\mathbf{g}_{YZ} = \langle \{iZ_j Z_{j+1}, iY_j Y_{j+1}\} \rangle_{Lie} \quad (21)$$

$$i\mathbf{g}_{ZX} = \langle \{iX_j X_{j+1}, iZ_j Z_{j+1}\} \rangle_{Lie} \quad (22)$$

For each of these configurations of DLA, we run 10 independent trials and compare test accuracy. The results are plotted in Fig.I.

We observe different peak accuracies for each of the DLA choices with $i\mathbf{g}_{YZ}$ providing the highest accuracy in \mathbf{g} -sim for 10 qubits (0.854 ± 0.008) and $i\mathbf{g}_{ZX}$ providing the highest accuracy in \mathbf{g} -sim for 12 qubits (0.864 ± 0.013). In each case, the Alternate and Full-PSR method provide a higher peak accuracy on average, although only by $\sim 1 - 6\%$. However, the Alternate Method always requires much fewer QPU calls to reach peak accuracy as compared to Full-PSR as shown in Table I.

In other words, almost same accuracy is reached with our Alternate Method but using much lesser QPU calls compared to only the PSR method, and with better accuracy compared to the \mathbf{g} -sim method.

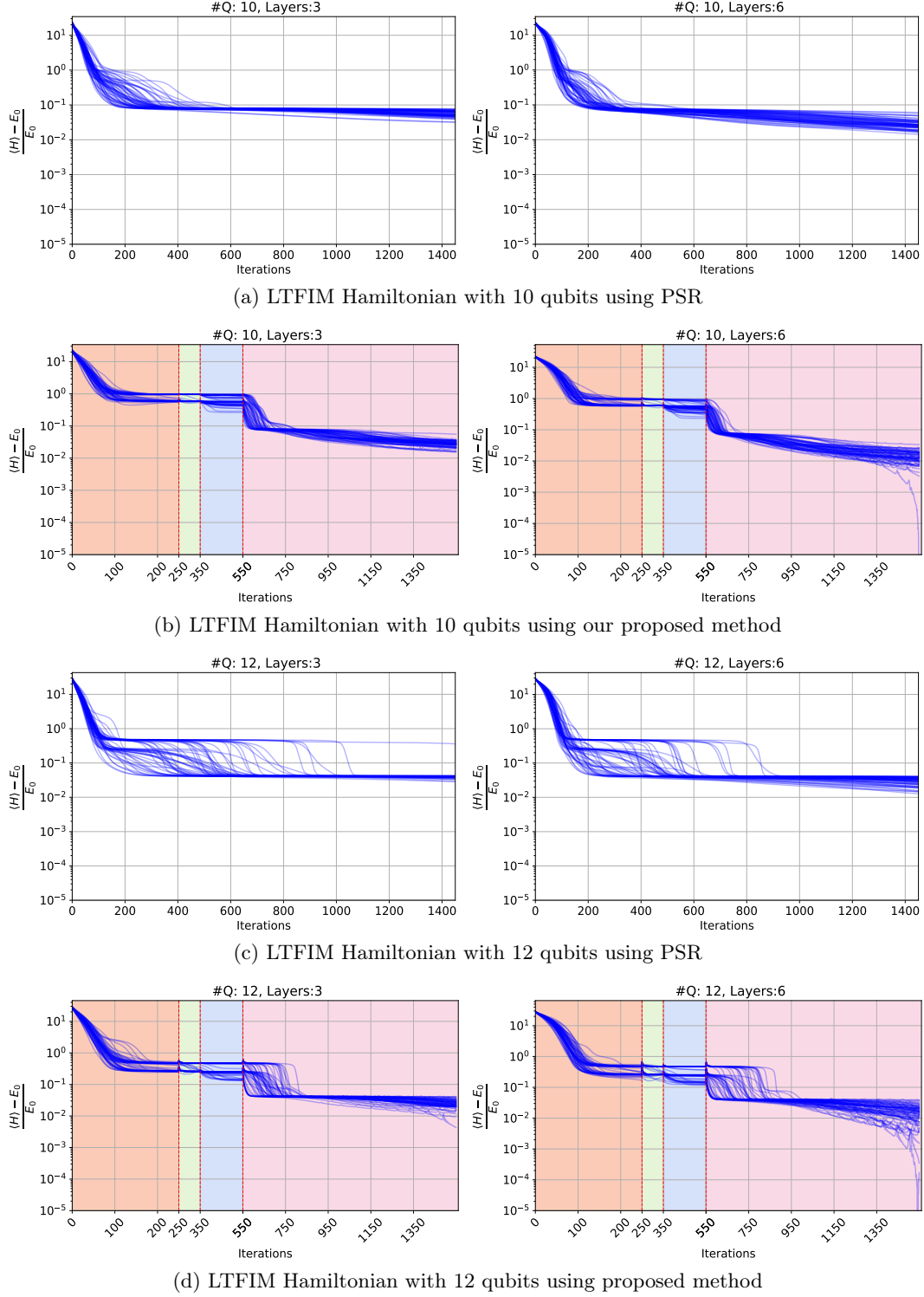


FIG. 9: Demonstration of PSR (9a and 9c) and our method (9b and 9d) to run VQE for LTFIM Hamiltonian (with an exponential DLA) in 10 & 12 qubit cases. The purple and red regions show Alternate and Simultaneous training respectively for the restricted Hamiltonian, followed by training the PSR block and full circuit in green and yellow regions respectively for the full LTFIM Hamiltonian. In both 10 & 12 qubit examples with 3 & 6 YZ linear configurations in the orange block, we notice that our training methods in the initial phase allows VQE to reach much closer to the target ground state during the final training, as compared to just using PSR for the full training, for similar number of total training iterations. For the overall training, we also slightly reduce the QPU calls ($\sim 6 - 10\%$)

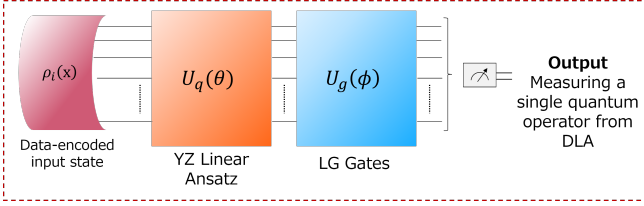


FIG. 10: **Classification Workflow:** ρ_i represents the initial state obtained from a training dataset, which is processed using $U_q(\theta)$ and $U_g(\phi)$ as described before. The measurement operator belongs to a chosen DLA, which also generates the gates for $U_g(\phi)$

DLA	Full PSR	g-sim	Alternate
XY	0.898 ± 0.009	0.860 ± 0.004	0.897 ± 0.018
YZ	0.911 ± 0.008	0.853 ± 0.005	0.907 ± 0.013
ZX	0.905 ± 0.007	0.864 ± 0.013	0.908 ± 0.007

(a) Test Accuracy across different methods

DLA	Full PSR	g-sim	Alternate
XY	36736 ± 30481	-	13381 ± 6143
YZ	32800 ± 28216	-	7080 ± 3540
ZX	25256 ± 17172	-	11894 ± 9386

(b) QPU Calls across different methods

TABLE I: Classification task using g-sim, Alternate and Full-PSR Training (with 9 layers in PSR block) for 12 qubits. Three different choices of *poly*-DLA (referred to as \mathbf{g}_{XY} , \mathbf{g}_{YZ} and \mathbf{g}_{ZX}) are explored for g-sim, and also to construct the Block G for Alternate and Full-PSR Method. Average peak test accuracy and number of QPU calls required to reach peak accuracy is reported for each of the configuration. For all examples, the Alternate improves over the accuracy of g-sim, and is similar to the Full-PSR training with dramatically reduced QPU calls

V. CONCLUSION AND OUTLOOK

In order to reach quantum advantage, we need to deploy larger and more complex algorithms on quantum computers while ensuring classical intractability. The reason this is critical for variational algorithms is that, since these are algorithms are heuristic in nature, identifying the thresholds for quantum utility or advantage is usually hard. Therefore, the rather seemingly pedestrian approach of deploying larger algorithms in practice and testing them rigorously, may actually turn out to produce valuable insights.

In this work, we provide a step in that direction by an informed ansatz design and combining g-sim with PSR, thus delegating the gradient estimation task to both classical and quantum hardware carefully. We extensively

test our novel protocols on several practical tasks like VQE and Classification for qubit counts ranging from 6 to 18. In our examples, we notice significant reduction in QPU calls (even upto 60% for the case of VQE in 16 qubit XY Hamiltonian with 1 YZ linear layer), especially at higher number of qubits, alongside improvement in error and success metrics for VQE and accuracy for Classification. Importantly, we also notice a slow decay in gradients as we scale up in qubits, providing a potential strategy in mitigating the ominous Barren Plateau phenomenon. These improvements highlight the benefit of our hybrid gradient-estimation protocol in bringing larger and more complex quantum models closer to us eventually the way towards quantum utility.

We now discuss several open questions for further research that can improve our proposed methods:

- In the numerical examples, we have restricted ourselves to only Pauli gates as the BCH formula takes a convenient expression in this case. Since in general, this step requires calculating an infinite series, efficient protocols for calculating or approximating it will allow for more interesting gate choices in g-sim.
- The PSR method, although invaluable for training quantum models, has a high quantum overhead. Our proposed method is aimed at reducing the necessity of using PSR to only a limited number of parameters, but leaves open the possibility of improving PSR itself.
- True quantum utility lies at much higher qubit counts and in using actual quantum hardware. We believe our methods will continue to show improvements beyond 20 qubits, and have more noise-robustness owing to fewer quantum calls required. However, a thorough analysis of the scaling behaviors are necessary.
- Another promising direction to explore is extending the g-sim method [31], which could further enhance its scalability and efficiency, enabling it to handle a broader range of quantum systems with complex symmetries. The g-sim method [31], which efficiently simulates quantum systems by leveraging Lie algebraic properties, can potentially be extended to handle a broader class of systems by incorporating representation theory. By decomposing the space of linear operators acting on n-qubits into a direct sum of invariant subspaces under a Lie group's action, the simulation could exploit symmetry properties to reduce computational complexity. This approach would enable selective simulation within invariant subspaces, reducing overhead and enhancing scalability. Representation theory provides a natural framework to identify these invariant subspaces and compute their contributions efficiently, facilitating the simulation of highly symmetric quantum systems.

However, finding this decomposition into invariant subspaces is a challenging problem in representation theory. Advanced concepts such as Cartan decomposition, which separates the Lie algebra into solvable and semisimple parts, and the theory of highest weight vectors are crucial for identifying irreducible representations corresponding to invariant subspaces. These tasks involve intricate techniques for determining weight vectors, understanding their structure, and classifying modules. An example of such decomposition into invariant subspaces is demonstrated in Diaz et al. [100], where Majorana fermionic operators are used as basis sets for invariant subspaces. Readers interested in exploring these advanced representation theory concepts required to find such decomposition can refer to Ragone et al. [115].

- Another direction would be to move away from

the standard PQC structure to include non-unitary or general Completely Positive Trace Preserving (CPTP) maps such as in [116].

The authors thank quantum team at Fujitsu Research India Pvt.Ltd., especially Naipunnya Raj, Ruchira Bhat and Rajiv Sangle for their discussions and inputs. The authors extend their immense gratitude to Yasuhiro Endo, Hirotaka Oshima and Shintaro Sato as well as the entire Robust Quantum Computing Department at Fujitsu Limited for their strategic and technical support. The authors also thank Masayoshi Hashima for his valuable support and inputs regarding usage of the state of the art Fujitsu Quantum Simulator. The code used in this paper will be made available at a later date. A preliminary version of this paper has been presented at Fujitsu-IISc Quantum Workshop at Bangalore, India.

-
- [1] Andrew J Daley, Immanuel Bloch, Christian Kokail, Stuart Flannigan, Natalie Pearson, Matthias Troyer, and Peter Zoller. Practical quantum advantage in quantum simulation. *Nature*, 607(7920):667–676, 2022.
 - [2] Peter W Shor. Polynomial-time algorithms for prime factorization and discrete logarithms on a quantum computer. *SIAM review*, 41(2):303–332, 1999.
 - [3] Seth Lloyd. Quantum algorithm for solving linear systems of equations. In *APS March Meeting Abstracts*, volume 2010, pages D4–002, 2010.
 - [4] Diego Ristè, Marcus P Da Silva, Colm A Ryan, Andrew W Cross, Antonio D Córcoles, John A Smolin, Jay M Gambetta, Jerry M Chow, and Blake R Johnson. Demonstration of quantum advantage in machine learning. *npj Quantum Information*, 3(1):16, 2017.
 - [5] Vojtěch Havlíček, Antonio D Córcoles, Kristan Temme, Aram W Harrow, Abhinav Kandala, Jerry M Chow, and Jay M Gambetta. Supervised learning with quantum-enhanced feature spaces. *Nature*, 567(7747):209–212, 2019.
 - [6] Sergey Bravyi, David Gosset, Robert König, and Marco Tomamichel. Quantum advantage with noisy shallow circuits. *Nature Physics*, 16(10):1040–1045, 2020.
 - [7] Amira Abbas, Andris Ambainis, Brandon Augustino, Andreas Bärtshi, Harry Buhrman, Carleton Coffrin, Giorgio Cortiana, Vedran Dunjko, Daniel J Egger, Bruce G Elmegreen, et al. Challenges and opportunities in quantum optimization. *Nature Reviews Physics*, pages 1–18, 2024.
 - [8] Bela Bauer, Sergey Bravyi, Mario Motta, and Garnet Kin-Lic Chan. Quantum algorithms for quantum chemistry and quantum materials science. *Chemical Reviews*, 120(22):12685–12717, 2020.
 - [9] Mario Motta and Julia E Rice. Emerging quantum computing algorithms for quantum chemistry. *Wiley Interdisciplinary Reviews: Computational Molecular Science*, 12(3):e1580, 2022.
 - [10] Rajeev Acharya, Laleh Aghababaie-Beni, Igor Aleiner, Trond I Andersen, Markus Ansmann, Frank Arute, Kunal Arya, Abraham Asfaw, Nikita Astrakhantsev, Juan Atalaya, et al. Quantum error correction below the surface code threshold. *arXiv preprint arXiv:2408.13687*, 2024.
 - [11] Fujitsu Quantum. Quantum computing roadmap, n.d. Accessed Dec 30, 2024. <https://www.fujitsu.com/global/about/research/technology/quantum/>.
 - [12] Google Quantum AI. Quantum computing roadmap, n.d. Accessed Dec 30, 2024. <https://quantumai.google/roadmap>.
 - [13] IBM Quantum. Quantum computing roadmap, n.d. Accessed Dec 30, 2024. <https://www.ibm.com/roadmaps/quantum/>.
 - [14] IBM Quantum. Quantum processing units, 2024. Accessed on Jan 13, 2025. <https://quantum.ibm.com/services/resources>.
 - [15] CM Löschnauer, J Mosca Toba, AC Hughes, SA King, MA Weber, R Srinivas, R Matt, R Nourshargh, DTC Allcock, CJ Ballance, et al. Scalable, high-fidelity all-electronic control of trapped-ion qubits. 2024. *arXiv preprint arXiv:2407.07694*, 2024.
 - [16] Jwo-Sy Chen, Erik Nielsen, Matthew Ebert, Volkan Inlek, Kenneth Wright, Vandiver Chaplin, Andrii Maksymov, Eduardo Pérez, Amrit Poudel, Peter Maunz, et al. Benchmarking a trapped-ion quantum computer with 30 qubits. *Quantum*, 8:1516, 2024.
 - [17] Simon J Evered, Dolev Bluvstein, Marcin Kalinowski, Sepehr Ebadi, Tom Manovitz, Hengyun Zhou, Sophie H Li, Alexandra A Geim, Tout T Wang, Nishad Maskara, et al. High-fidelity parallel entangling gates on a neutral-atom quantum computer. *Nature*, 622(7982):268–272, 2023.
 - [18] Zoltán Zimborás, Bálint Koczor, Zoë Holmes, Elsi-Mari Borrelli, András Gilyén, Hsin-Yuan Huang, Zhenyu Cai, Antonio Acín, Leandro Aolita, Leonardo Banchi, et al. Myths around quantum computation before full fault tolerance: What no-go theorems rule out and what they don’t. *arXiv preprint arXiv:2501.05694*, 2025.
 - [19] Ilyas Khan, Jenni Strabley. *Quantinuum blog*, 2024.

- Quantinuum extends its significant lead in quantum computing achieving historic milestones for hardware fidelity and quantum volume.
- [20] James C Spall. An overview of the simultaneous perturbation method for efficient optimization. *Johns Hopkins apl technical digest*, 19(4):482–492, 1998.
 - [21] Michael JD Powell. A direct search optimization method that models the objective and constraint functions by linear interpolation. Springer, 1994.
 - [22] Izuho Koyasu, Rudy Raymond, and Hiroshi Imai. Distributed coordinate descent algorithm for variational quantum classification. In *2023 IEEE International Conference on Quantum Computing and Engineering (QCE)*, volume 01, pages 457–467, 2023.
 - [23] Mateusz Ostaszewski, Edward Grant, and Marcello Benedetti. Structure optimization for parameterized quantum circuits. *Quantum*, 5:391, January 2021.
 - [24] Alexander Gasnikov, Darina Dvinskikh, Pavel Dvurechensky, Eduard Gorbunov, Aleksandr Beznosikov, and Alexander Lobanov. Randomized gradient-free methods in convex optimization. In *Encyclopedia of Optimization*, pages 1–15. Springer, 2023.
 - [25] Tianyi Lin, Zeyu Zheng, and Michael Jordan. Gradient-free methods for deterministic and stochastic nonsmooth nonconvex optimization. *Advances in Neural Information Processing Systems*, 35:26160–26175, 2022.
 - [26] Aidan Pellow-Jarman, Ilya Sinayskiy, Anban Pillay, and Francesco Petruccione. A comparison of various classical optimizers for a variational quantum linear solver. *Quantum Information Processing*, 20(6):202, 2021.
 - [27] Romain Hottois, Arnaud Châtel, Gregory Coussement, Tom Debruyne, and Tom Verstraete. Comparing gradient-free and gradient-based multi-objective optimization methodologies on the vki-ls89 turbine vane test case. *Journal of Turbomachinery*, 145(3):031001, 2023.
 - [28] Maria Schuld, Ville Bergholm, Christian Gogolin, Josh Izaac, and Nathan Killoran. Evaluating analytic gradients on quantum hardware. *Physical Review A*, 99(3):032331, 2019.
 - [29] Artur F Izmaylov, Robert A Lang, and Tzu-Ching Yen. Analytic gradients in variational quantum algorithms: Algebraic extensions of the parameter-shift rule to general unitary transformations. *Physical Review A*, 104(6):062443, 2021.
 - [30] David Wierichs, Josh Izaac, Cody Wang, and Cedric Yen-Yu Lin. General parameter-shift rules for quantum gradients. *Quantum*, 6:677, 2022.
 - [31] Matthew L Goh, Martin Larocca, Lukasz Cincio, M Cerezo, and Frédéric Sauvage. Lie-algebraic classical simulations for variational quantum computing. *arXiv preprint arXiv:2308.01432*, 2023.
 - [32] Tomislav Begušić, Kasra Hejazi, and Garnet Kin Chan. Simulating quantum circuit expectation values by clifford perturbation theory. *arXiv preprint arXiv:2306.04797*, 2023.
 - [33] Amira Abbas, Robbie King, Hsin-Yuan Huang, William J Huggins, Ramis Movassagh, Dar Gilboa, and Jarrod McClean. On quantum backpropagation, information reuse, and cheating measurement collapse. *Advances in Neural Information Processing Systems*, 36, 2024.
 - [34] Martin Larocca, Supanut Thanasilp, Samson Wang, Kunal Sharma, Jacob Biamonte, Patrick J Coles, Lukasz Cincio, Jarrod R McClean, Zoë Holmes, and M Cerezo. A review of barren plateaus in variational quantum computing. *arXiv preprint arXiv:2405.00781*, 2024.
 - [35] Iris Cong, Soonwon Choi, and Mikhail D Lukin. Quantum convolutional neural networks. *Nature Physics*, 15(12):1273–1278, 2019.
 - [36] Koki Chinzei, Quoc Hoan Tran, Kazunori Maruyama, Hirotaka Oshima, and Shintaro Sato. Splitting and parallelizing of quantum convolutional neural networks for learning translationally symmetric data. *Physical Review Research*, 6(2):023042, 2024.
 - [37] Louis Schatzki, Martin Larocca, Quynh T Nguyen, Frederic Sauvage, and Marco Cerezo. Theoretical guarantees for permutation-equivariant quantum neural networks. *npj Quantum Information*, 10(1):12, 2024.
 - [38] Marco Cerezo, Martin Larocca, Diego Garcia-Martín, Nelson L Diaz, Paolo Braccia, Enrico Fontana, Manuel S Rudolph, Pablo Bermejo, Aroosa Ijaz, Supanut Thanasilp, et al. Does provable absence of barren plateaus imply classical simulability? or, why we need to rethink variational quantum computing. *arXiv preprint arXiv:2312.09121*, 2023.
 - [39] Google Quantum AI. Choosing hardware for your qsim simulation, 2024. Accessed on Jan 12, 2025 https://quantumai.google/qsim/choose_hw.
 - [40] Thomas Ayrat, Thibaud Louvet, Yiqing Zhou, Cyprien Lambert, E Miles Stoudenmire, and Xavier Waintal. Density-matrix renormalization group algorithm for simulating quantum circuits with a finite fidelity. *PRX Quantum*, 4(2):020304, 2023.
 - [41] Enrico Fontana, Manuel S Rudolph, Ross Duncan, Ivan Rungger, and Cristina Cirstoiu. Classical simulations of noisy variational quantum circuits. *arXiv preprint arXiv:2306.05400*, 2023.
 - [42] Manuel S Rudolph, Enrico Fontana, Zoë Holmes, and Lukasz Cincio. Classical surrogate simulation of quantum systems with lowesa. *arXiv preprint arXiv:2308.09109*, 2023.
 - [43] Youngseok Kim, Andrew Eddins, Sajant Anand, Ken Xuan Wei, Ewout Van Den Berg, Sami Rosenblatt, Hasan Nayfeh, Yantao Wu, Michael Zaletel, Kristan Temme, et al. Evidence for the utility of quantum computing before fault tolerance. *Nature*, 618(7965):500–505, 2023.
 - [44] Armando Angrisani, Alexander Schmidhuber, Manuel S Rudolph, M Cerezo, Zoë Holmes, and Hsin-Yuan Huang. Classically estimating observables of noiseless quantum circuits. *arXiv preprint arXiv:2409.01706*, 2024.
 - [45] Sacha Lerch, Ricard Puig, Manuel S Rudolph, Armando Angrisani, Tyson Jones, M Cerezo, Supanut Thanasilp, and Zoë Holmes. Efficient quantum-enhanced classical simulation for patches of quantum landscapes. *arXiv preprint arXiv:2411.19896*, 2024.
 - [46] Maria Cerezo, Akira Sone, Tyler J. Volkoff, Lukasz Cincio, and Patrick J. Coles. Cost-function-dependent barren plateaus in shallow quantum neural networks. *ArXiv*, abs/2001.00550, 2020.
 - [47] Eric R Anschuetz. A unified theory of quantum neural network loss landscapes. *arXiv preprint arXiv:2408.11901*, 2024.
 - [48] Eric R Anschuetz and Bobak T Kiani. Quantum variational algorithms are swamped with traps. *Nature*

- Communications, 13(1):7760, 2022.
- [49] Lennart Bittel and Martin Kliesch. Training variational quantum algorithms is np-hard. *Physical review letters*, 127(12):120502, 2021.
 - [50] Marco Cerezo, Andrew Arrasmith, Ryan Babbush, Simon C Benjamin, Suguru Endo, Keisuke Fujii, Jarrod R McClean, Kosuke Mitarai, Xiao Yuan, Lukasz Cincio, et al. Variational quantum algorithms. *Nature Reviews Physics*, 3(9):625–644, 2021.
 - [51] Jacob Biamonte, Peter Wittek, Nicola Pancotti, Patrick Rebentrost, Nathan Wiebe, and Seth Lloyd. Quantum machine learning. *Nature*, 549(7671):195–202, 2017.
 - [52] Peter Wittek. *Quantum machine learning: what quantum computing means to data mining*. Academic Press, 2014.
 - [53] Maria Schuld and Francesco Petruccione. *Supervised learning with quantum computers*, volume 17. Springer, 2018.
 - [54] Benjamin P Lanyon, James D Whitfield, Geoff G Gillett, Michael E Goggin, Marcelo P Almeida, Ivan Kassal, Jacob D Biamonte, Masoud Mohseni, Ben J Powell, Marco Barbieri, et al. Towards quantum chemistry on a quantum computer. *Nature chemistry*, 2(2):106–111, 2010.
 - [55] Edward Farhi, Jeffrey Goldstone, and Sam Gutmann. A quantum approximate optimization algorithm. *arXiv preprint arXiv:1411.4028*, 2014.
 - [56] Samson Wang, Enrico Fontana, Marco Cerezo, Kunal Sharma, Akira Sone, Lukasz Cincio, and Patrick J Coles. Noise-induced barren plateaus in variational quantum algorithms. *Nature communications*, 12(1):6961, 2021.
 - [57] Alberto Peruzzo, Jarrod McClean, Peter Shadbolt, Man-Hong Yung, Xiao-Qi Zhou, Peter J Love, Alán Aspuru-Guzik, and Jeremy L O’Brien. A variational eigenvalue solver on a photonic quantum processor. *Nature communications*, 5(1):4213, 2014.
 - [58] Miroslav Urbanek, Benjamin Nachman, and Wibe A de Jong. Error detection on quantum computers improving the accuracy of chemical calculations. *Physical Review A*, 102(2):022427, 2020.
 - [59] Meenambika Gowrishankar, Daniel Claudino, Jeremiah Wright, and Travis Humble. Logical error rates for a $[[4, 2, 2]]$ -encoded variational quantum eigensolver ansatz. *arXiv preprint arXiv:2405.03032*, 2024.
 - [60] Saverio Monaco, Oriel Kiss, Antonio Mandarino, Sofia Vallecorsa, and Michele Grossi. Quantum phase detection generalization from marginal quantum neural network models. *Physical Review B*, 107(8):L081105, 2023.
 - [61] Johannes Herrmann, Sergi Masot Llima, Ants Remm, Petr Zapletal, Nathan A McMahon, Colin Scarato, François Swiadek, Christian Kraglund Andersen, Christoph Hellings, Sebastian Krinner, et al. Realizing quantum convolutional neural networks on a superconducting quantum processor to recognize quantum phases. *Nature communications*, 13(1):4144, 2022.
 - [62] Abhinav Kandala, Antonio Mezzacapo, Kristan Temme, Maika Takita, Markus Brink, Jerry M Chow, and Jay M Gambetta. Hardware-efficient variational quantum eigensolver for small molecules and quantum magnets. *nature*, 549(7671):242–246, 2017.
 - [63] Abhinav Anand, Philipp Schleich, Sumner Alperin-Lea, Phillip W. K. Jensen, Sukin Sim, Manuel Díaz-Tinoco, Jakob S. Kottmann, Matthias Degroote, Artur F. Izmaylov, and Alán Aspuru-Guzik. A quantum computing view on unitary coupled cluster theory. *Chemical Society Reviews*, 51(5):1659–1684, 2022.
 - [64] Stuart Hadfield, Zhihui Wang, Bryan O’Gorman, Eleanor G. Rieffel, Davide Venturelli, and Rupak Biswas. From the quantum approximate optimization algorithm to a quantum alternating operator ansatz. *Algorithms*, 12(2):34, February 2019.
 - [65] Vladimir Kremenetski, Tad Hogg, Stuart Hadfield, Stephen J Cotton, and Norm M Tubman. Quantum alternating operator ansatz (qaoa) phase diagrams and applications for quantum chemistry. *arXiv preprint arXiv:2108.13056*, 2021.
 - [66] John Golden, Andreas Bärttschi, Daniel O’Malley, and Stephan Eidenbenz. The quantum alternating operator ansatz for satisfiability problems. In *2023 IEEE International Conference on Quantum Computing and Engineering (QCE)*, volume 1, pages 307–312. IEEE, 2023.
 - [67] Dave Wecker, Matthew B Hastings, and Matthias Troyer. Progress towards practical quantum variational algorithms. *Physical Review A*, 92(4):042303, 2015.
 - [68] Raul Rojas and Raúl Rojas. The backpropagation algorithm. *Neural networks: a systematic introduction*, pages 149–182, 1996.
 - [69] Jason Ansel, Edward Yang, Horace He, Natalia Gimelshein, Animesh Jain, Michael Voznesensky, Bin Bao, Peter Bell, David Berard, Evgeni Burovski, et al. Pytorch 2: Faster machine learning through dynamic python bytecode transformation and graph compilation. In *Proceedings of the 29th ACM International Conference on Architectural Support for Programming Languages and Operating Systems, Volume 2*, pages 929–947, 2024.
 - [70] Martín Abadi, Ashish Agarwal, Paul Barham, Eugene Brevdo, Zhifeng Chen, Craig Citro, Greg S. Corrado, Andy Davis, Jeffrey Dean, Matthieu Devin, Sanjay Ghemawat, Ian Goodfellow, Andrew Harp, Geoffrey Irving, Michael Isard, Rafal Jozefowicz, Yangqing Jia, Lukasz Kaiser, Manjunath Kudlur, Josh Levenberg, Dan Mané, Mike Schuster, Rajat Monga, Sherry Moore, Derek Murray, Chris Olah, Jonathon Shlens, Benoit Steiner, Ilya Sutskever, Kunal Talwar, Paul Tucker, Vincent Vanhoucke, Vijay Vasudevan, Fernanda Viégas, Oriol Vinyals, Pete Warden, Martin Wattenberg, Martin Wicke, Yuan Yu, and Xiaoqiang Zheng. TensorFlow, Large-scale machine learning on heterogeneous systems, November 2015.
 - [71] Kosuke Mitarai, Makoto Negoro, Masahiro Kitagawa, and Keisuke Fujii. Quantum circuit learning. *Physical Review A*, 98(3):032309, 2018.
 - [72] Javier Gil Vidal and Dirk Oliver Theis. Calculus on parameterized quantum circuits. *arXiv preprint arXiv:1812.06323*, 2018.
 - [73] Gavin E Crooks. Gradients of parameterized quantum gates using the parameter-shift rule and gate decomposition. *arXiv preprint arXiv:1905.13311*, 2019.
 - [74] Liubov Markovich, Savvas Malikis, Stefano Polla, and Jordi Tura. Parameter shift rule with optimal phase selection. *Physical Review A*, 109(6):062429, 2024.
 - [75] Aaron Somoroff, Quentin Ficheux, Raymond A Mencia, Haonan Xiong, Roman Kuzmin, and Vladimir E Manucharyan. Millisecond coherence in a superconducting qubit. *Physical Review Letters*, 130(26):267001,

- 2023.
- [76] Joseph Bowles, David Wierichs, and Chae-Yeun Park. Backpropagation scaling in parameterised quantum circuits. *arXiv preprint arXiv:2306.14962*, 2023.
 - [77] Rolando D Somma. Quantum computation, complexity, and many-body physics. *arXiv preprint quant-ph/0512209*, 2005.
 - [78] Domenico d’Alessandro. *Introduction to quantum control and dynamics*. Chapman and hall/CRC, 2021.
 - [79] Brian C Hall. *Lie Groups, Lie Algebras, and Representations An Elementary Introduction*. Graduate Texts in Mathematics, vol. 222. Springer, 2015.
 - [80] Min-Hsiu Hsieh. *Entanglement-assisted coding theory*. PhD thesis, University of Southern California, 2008.
 - [81] Jarrod R McClean, Sergio Boixo, Vadim N Smelyanskiy, Ryan Babbush, and Hartmut Neven. Barren plateaus in quantum neural network training landscapes. *Nature communications*, 9(1):4812, 2018.
 - [82] Michael Ragone, Bojko N Bakalov, Frédéric Sauvage, Alexander F Kemper, Carlos Ortiz Marrero, Martin Larocca, and M Cerezo. A unified theory of barren plateaus for deep parametrized quantum circuits. *arXiv e-prints*, pages arXiv–2309, 2023.
 - [83] Enrico Fontana, Dylan Herman, Shouvanik Chakrabarti, Niraj Kumar, Romina Yalovetzky, Jamie Heredge, Shree Hari Sureshbabu, and Marco Pistoia. The adjoint is all you need: Characterizing barren plateaus in quantum ansatzes. *arXiv preprint arXiv:2309.07902*, 2023.
 - [84] M. Cerezo, Akira Sone, Tyler Volkoff, Lukasz Cincio, and Patrick J. Coles. Cost function dependent barren plateaus in shallow parametrized quantum circuits. *Nature Communications*, 12(1), March 2021.
 - [85] Taylor L. Patti, Khadijeh Najafi, Xun Gao, and Susanne F. Yelin. Entanglement devised barren plateau mitigation. *Physical Review Research*, 3(3), July 2021.
 - [86] Carlos Ortiz Marrero, Mária Kieferová, and Nathan Wiebe. Entanglement-induced barren plateaus. *PRX Quantum*, 2(4):040316, 2021.
 - [87] Samson Wang, Enrico Fontana, M. Cerezo, Kunal Sharma, Akira Sone, Lukasz Cincio, and Patrick J. Coles. Noise-induced barren plateaus in variational quantum algorithms. *Nature Communications*, 12(1), November 2021.
 - [88] Jack Cunningham and Jun Zhuang. Investigating and mitigating barren plateaus in variational quantum circuits: A survey. *arXiv preprint arXiv:2407.17706*, 2024.
 - [89] Andrea Skolik, Jarrod R. McClean, Masoud Mohseni, Patrick van der Smagt, and Martin Leib. Layer-wise learning for quantum neural networks. *Quantum Machine Intelligence*, 3(1), January 2021.
 - [90] Ali Rad, Alireza Seif, and Norbert M Linke. Surviving the barren plateau in variational quantum circuits with bayesian learning initialization. *arXiv preprint arXiv:2203.02464*, 2022.
 - [91] Guillaume Verdon, Michael Broughton, Jarrod R McClean, Kevin J Sung, Ryan Babbush, Zhang Jiang, Hartmut Neven, and Masoud Mohseni. Learning to learn with quantum neural networks via classical neural networks. *arXiv preprint arXiv:1907.05415*, 2019.
 - [92] Edward Grant, Leonard Wossnig, Mateusz Ostaszewski, and Marcello Benedetti. An initialization strategy for addressing barren plateaus in parametrized quantum circuits. *Quantum*, 3:214, December 2019.
 - [93] Huan-Yu Liu, Tai-Ping Sun, Yu-Chun Wu, Yong-Jian Han, and Guo-Ping Guo. Mitigating barren plateaus with transfer-learning-inspired parameter initializations. *New Journal of Physics*, 25(1):013039, feb 2023.
 - [94] Tobias Haug and M. S. Kim. Optimal training of variational quantum algorithms without barren plateaus. *ArXiv*, abs/2104.14543, 2021.
 - [95] Jakab Nádori, Gregory Morse, Zita Majnay-Takács, Zoltán Zimborás, and Péter Rakyta. The promising path of evolutionary optimization to avoid barren plateaus. *arXiv preprint arXiv:2402.05227*, 2024.
 - [96] Hela Mhiri, Ricard Puig, Sacha Lerch, Manuel S Rudolph, Thiparat Chotibut, Supanut Thanasilp, and Zoë Holmes. A unifying account of warm start guarantees for patches of quantum landscapes. *arXiv preprint arXiv:2502.07889*, 2025.
 - [97] Lucas Friedrich and Jonas Maziero. Avoiding barren plateaus with classical deep neural networks. *Phys. Rev. A*, 106:042433, Oct 2022.
 - [98] Zhehao Yi, Yanying Liang, and Haozhen Situ. Enhancing variational quantum circuit training: An improved neural network approach for barren plateau mitigation. *arXiv preprint arXiv:2411.09226*, 2024.
 - [99] Ankit Kulshrestha and Ilya Safro. Beinit: Avoiding barren plateaus in variational quantum algorithms. In *2022 IEEE international conference on quantum computing and engineering (QCE)*, pages 197–203. IEEE, 2022.
 - [100] NL Diaz, Diego García-Martín, Sujay Kazi, Martin Larocca, and M Cerezo. Showcasing a barren plateau theory beyond the dynamical lie algebra. *arXiv preprint arXiv:2310.11505*, 2023.
 - [101] Martin Larocca, Piotr Czarnik, Kunal Sharma, Gopikrishnan Muraleedharan, Patrick J. Coles, and M. Cerezo. Diagnosing Barren Plateaus with Tools from Quantum Optimal Control. *Quantum*, 6:824, September 2022.
 - [102] Tyler Takeshita, Nicholas C Rubin, Zhang Jiang, Eun-seok Lee, Ryan Babbush, and Jarrod R McClean. Increasing the representation accuracy of quantum simulations of chemistry without extra quantum resources. *Physical Review X*, 10(1):011004, 2020.
 - [103] Richard Jozsa and Akimasa Miyake. Matchgates and classical simulation of quantum circuits. *Proceedings of the Royal Society A: Mathematical, Physical and Engineering Sciences*, 464(2100):3089–3106, 2008.
 - [104] Robert M Parrish and Peter L McMahon. Quantum filter diagonalization: Quantum eigendecomposition without full quantum phase estimation. *arXiv preprint arXiv:1909.08925*, 2019.
 - [105] Nicholas H Stair, Renke Huang, and Francesco A Evangelista. A multireference quantum krylov algorithm for strongly correlated electrons. *Journal of chemical theory and computation*, 16(4):2236–2245, 2020.
 - [106] William J Huggins, Joonho Lee, Unpil Baek, Bryan O’Gorman, and K Birgitta Whaley. A non-orthogonal variational quantum eigensolver. *New Journal of Physics*, 22(7):073009, 2020.
 - [107] Kishor Bharti and Tobias Haug. Iterative quantum-assisted eigensolver. *Physical Review A*, 104(5):L050401, 2021.
 - [108] Kishor Bharti and Tobias Haug. Quantum-assisted simulator. *Physical Review A*, 104(4):042418, 2021.
 - [109] Xiao Yuan, Jinzhao Sun, Junyu Liu, Qi Zhao, and You Zhou. Quantum simulation with hybrid tensor net-

- works. Physical Review Letters, 127(4):040501, 2021.
- [110] Guglielmo Mazzola, Pauline J Ollitrault, Panagiotis Kl Barkoutsos, and Ivano Tavernelli. Nonunitary operations for ground-state calculations in near-term quantum computers. Physical review letters, 123(13):130501, 2019.
 - [111] Keisuke Fujii, Kaoru Mizuta, Hiroshi Ueda, Kosuke Mitarai, Wataru Mizukami, and Yuya O Nakagawa. Deep variational quantum eigensolver: a divide-and-conquer method for solving a larger problem with smaller size quantum computers. PRX Quantum, 3(1):010346, 2022.
 - [112] Isaac H Kim and Brian Swingle. Robust entanglement renormalization on a noisy quantum computer. arXiv preprint arXiv:1711.07500, 2017.
 - [113] Bryce Fuller, Minh C Tran, Danylo Lykov, Caleb Johnson, Max Rossmannek, Ken Xuan Wei, Andre He, Youngseok Kim, DinhDuy Vu, Kunal Sharma, et al. Improved quantum computation using operator back-propagation. arXiv preprint arXiv:2502.01897, 2025.
 - [114] Hai Tao Wang, Bo Li, and Sam Young Cho. Topological quantum phase transition in bond-alternating spin- $\frac{1}{2}$ heisenberg chains. Phys. Rev. B, 87:054402, Feb 2013.
 - [115] Michael Ragone, Paolo Braccia, Quynh T Nguyen, Louis Schatzki, Patrick J Coles, Frederic Sauvage, Martin Larocca, and Marco Cerezo. Representation theory for geometric quantum machine learning. arXiv preprint arXiv:2210.07980, 2022.
 - [116] Jamie Heredge, Maxwell West, Lloyd Hollenberg, and Martin Sevier. Non-unitary quantum machine learning. arXiv preprint arXiv:2405.17388, 2024.

Appendix A: Numerical Experiments on XY Hamiltonian

Here we tabulate the results of the numerical experiments comparing **g-sim**, standard PSR, Alternate and Alternate+Simultaneous method of training on the XY Hamiltonian for various qubit counts in Table II and III, as described in Sec. IV A 1 and visualized in Fig. 6 and 7. We run VQE on XY Hamiltonian for qubits ranging from 6 to 18, for the configurations with 1,3,6 and 9 layers of YZ linear ansatz in Block Q and XY Hamiltonian DLA gates in Block G.

Overall, our method consistently shows reduction in error of estimating the ground state (upto an order of magnitude reduction), improved success rates of reaching correct solution (upto 39% increase) and reduction in QPU calls (upto $\sim 60\%$ reduction), hence reducing the overall quantum resources compared to standard PSR training.

Appendix B: Example instances of **g-sim** reaching accurate solution without quantum hardware

Although our aim has been to elevate **g-sim** to a hybrid scheme with a more expressive circuit, often it might not be necessary for a given task. In fact, the limited search space might be enough to reach a target solution as can be seen from the below examples. We use **g-sim** for finding the ground state of the XY Hamiltonian (Eq. 14) for 13 and 17 qubit cases, and the results are shown in Fig. 11. Clearly, **g-sim** is able to converge to good solutions (Error $\sim 10^{-3} - 10^{-5}$) without adding any additional gates.

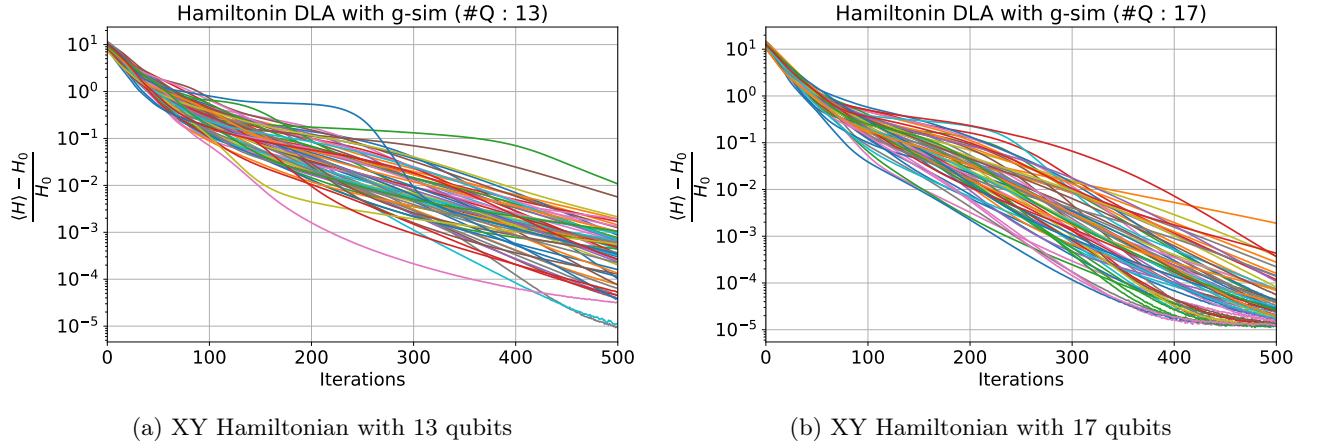


FIG. 11: Error vs Iteration curve for finding ground state of an XY Hamiltonian using only **g-sim**. For 13 (11a) and 17 (11b) qubits, **g-sim** is enough to obtain the ground state and does not require our protocol.

Appendix C: VQE for TFIM Hamiltonian

We also implement our training schemes for VQE using a different Hamiltonian example, in order to demonstrate that the improvements are not restricted to a specific choice. For this, we use the Transverse Field Ising Models (TFIM) Hamiltonian,

$$H_{TFIM} = \sum_i \alpha_i X_i X_{i+1} + \sum_j \beta_j Z_j \quad (C1)$$

which has a *poly*-DLA scaling as $2n^2 - n$ for n qubits. We measure the improvement in terms of Error, Success and QPU calls reduction as defined in IV.

We tabulate the numerical results comparing **g-sim**, Full-PSR, Alternate and Alternate+Simultaneous in Table IV and V and provide plots for visualization in Fig. 12. Except the 12 qubit case, where **g-sim** is able to produce accurate solutions (similar to the scenario mentioned in App.B), our proposed Alternate+Simultaneous method generally achieves a lower error and higher success rate compared to the other protocols, while almost always reducing the QPU calls necessary compared to Full-PSR.

Qubits	Success(%)		
	Full-PSR	Alternate	Alt+Sim
6	81.25	70.31	90.62
8	70.31	59.38	75.00
10	29.69	48.44	50.00
12	65.62	70.31	90.62
14	51.56	51.56	51.56
16	21.88	43.75	48.44
18	35.94	50.00	54.69

(a) Success rate for 1 layer YZ linear ansatz in Block Q and XY Hamiltonian DLA gates in Block G

Qubits	QPU Reduction (%)	
	Alternate	Alt+Sim
6	4.27 ± 2.98	-33.27 ± 17.07
8	16.98 ± 10.62	27.53 ± 13.20
10	18.73 ± 10.87	41.88 ± 21.81
12	24.19 ± 12.65	45.25 ± 21.95
14	23.66 ± 13.55	32.07 ± 15.24
16	34.59 ± 16.09	60.00 ± 25.11
18	25.95 ± 12.14	46.81 ± 26.52

(e) QPU Reduction for 1 layer YZ linear ansatz in Block Q and XY Hamiltonian DLA gates in Block G

Qubits	Success(%)		
	Full-PSR	Alternate	Alt+Sim
6	75.00	81.25	75.00
8	68.75	65.62	68.75
10	37.50	40.62	48.44
12	59.38	70.31	73.44
14	40.62	40.62	43.75
16	29.69	34.38	34.38
18	25.00	34.38	42.19

(b) Success rate for 3 layer YZ linear ansatz in Block Q and XY Hamiltonian DLA gates in Block G

Qubits	QPU Reduction (%)	
	Alternate	Alt+Sim
6	7.71 ± 3.98	22.62 ± 12.21
8	20.36 ± 7.64	36.58 ± 15.15
10	22.57 ± 5.90	49.32 ± 18.98
12	25.48 ± 8.67	43.24 ± 16.37
14	39.11 ± 14.60	47.99 ± 20.32
16	39.50 ± 12.94	56.12 ± 21.31
18	39.02 ± 13.58	52.63 ± 22.83

(f) QPU Reduction for 3 layer YZ linear ansatz in Block Q and XY Hamiltonian DLA gates in Block G

Qubits	Success(%)		
	Full-PSR	Alternate	Alt+Sim
6	82.81	79.69	81.25
8	79.69	81.25	79.69
10	43.75	45.31	54.69
12	64.06	75.00	81.25
14	40.62	35.94	46.88
16	23.44	32.81	37.50
18	28.12	37.50	37.50

(c) Success rate for 6 layer YZ linear ansatz in Block Q and XY Hamiltonian DLA gates in Block G

Qubits	QPU Reduction (%)	
	Alternate	Alt+Sim
6	19.51 ± 6.45	7.93 ± 3.25
8	16.61 ± 4.52	22.87 ± 8.77
10	25.22 ± 7.24	32.82 ± 14.19
12	31.20 ± 10.25	22.63 ± 8.37
14	31.66 ± 11.57	46.14 ± 17.34
16	46.86 ± 20.55	50.88 ± 19.61
18	40.39 ± 16.54	45.45 ± 20.12

(g) QPU Reduction for 6 layer YZ linear ansatz in Block Q and XY Hamiltonian DLA gates in Block G

Qubits	Success(%)		
	Full-PSR	Alternate	Alt+Sim
6	82.81	81.25	98.44
8	54.69	57.81	60.94
10	43.75	43.75	54.69
12	71.88	85.94	90.62
14	57.81	48.44	53.12
16	42.19	43.75	32.81
18	28.12	29.69	54.69

(d) Success rate for 9 layer YZ linear ansatz in Block Q and XY Hamiltonian DLA gates in Block G

Qubits	QPU Reduction (%)	
	Alternate	Alt+Sim
6	-4.23 ± 1.25	-4.70 ± 2.13
8	14.00 ± 3.55	17.64 ± 7.73
10	18.27 ± 4.36	22.70 ± 10.14
12	27.63 ± 8.91	13.74 ± 3.93
14	25.34 ± 8.07	38.17 ± 14.61
16	30.14 ± 10.76	44.47 ± 19.66
18	27.78 ± 9.02	39.07 ± 15.71

(h) QPU Reduction for 9 layer YZ linear ansatz in Block Q and XY Hamiltonian DLA gates in Block G

TABLE II: XY Hamiltonian (Success and QPU Reduction): The success and QPU calls reduction are shown for the configurations with 1, 3, 6, and 9 layers of YZ linear ansatz in Block Q and XY Hamiltonian DLA gates in Block G using Full-PSR, Alternate and Alternate + Simultaneous training (referred as Alt+Sim). The QPU call reduction is measured relative to the Full-PSR method where all parameters are trained by standard PSR. The metrics show that our methods are generally better at reaching higher success rates and lower error(in Table III), while the QPU calls are reduced significantly

We also provide plots of variance of gradients for the first parameter from each of **g**-sim and PSR block in Fig. 13. Consistent with our previous example, the gradients decay slower using our choice of ansatz as compared to a deep Hardware Efficient Ansatz with 50 layers.

Qubits	Error (1e-5)											
	g-sim			Full-PSR			Alternate			Alt+Sim		
	Median	Q25	Q75	Median	Q25	Q75	Median	Q25	Q75	Median	Q25	Q75
6	12862.78	12856.2	12889.49	0.1272	0.1272	0.1272	0.1187	0.1102	0.1187	0.1187	0.1102	0.1187
8	7111.32	7110.25	7114.96	0.0454	0.0454	0.0454	0.0340	0.0227	0.0340	0.0340	0.0340	0.0340
10	359.87	358.91	362.73	0.0515	0.0515	0.1949	0.0441	0.0294	0.0809	0.0441	0.0441	0.0441
12	315.23	314.98	319.3	3.1575	0.6097	3.6670	3.1457	0.0353	3.7230	3.1457	0.0353	3.1457
14	940.51	933.67	956.65	0.0532	0.0532	0.0621	0.0355	0.0266	0.0443	0.0443	0.0443	0.0532
16	426.07	423.47	433.41	0.8264	0.0590	4.3119	0.0472	0.0236	0.0708	0.0472	0.0472	0.0590
18	118.38	117.59	119.3	0.0758	0.0758	0.1137	0.0716	0.0590	0.0842	0.0674	0.0632	0.0758

(a) Error for 1 layer YZ linear ansatz in Block Q and XY Hamiltonian DLA gates in Block G

Qubits	Error (1e-5)											
	g-sim			Full-PSR			Alternate			Alt+Sim		
	Median	Q25	Q75	Median	Q25	Q75	Median	Q25	Q75	Median	Q25	Q75
6	12862.78	12856.2	12889.49	0.1272	0.1272	0.1653	0.1187	0.1102	0.1780	0.1187	0.1187	0.1272
8	7111.32	7110.25	7114.96	0.0454	0.0454	0.0936	0.0340	0.0227	0.0993	0.0340	0.0340	0.0369
10	359.87	358.91	362.73	0.1802	0.0515	0.5828	0.3015	0.0827	1.7409	0.0441	0.0441	0.0515
12	315.23	314.98	319.3	3.1634	0.5950	4.0234	3.1575	0.6244	4.7009	1.5905	0.0353	3.1516
14	940.51	933.67	956.65	0.0621	0.0532	0.1685	0.1286	0.0532	0.7404	0.0532	0.0532	0.0532
16	426.07	423.47	433.41	0.1299	0.0649	0.6021	1.0507	0.1033	3.0192	0.0472	0.0472	0.0590
18	118.38	117.59	119.3	0.1390	0.0821	0.3032	3.7105	0.7981	9.5521	0.0674	0.0674	0.0758

(b) Error for 3 layer YZ linear ansatz in Block Q and XY Hamiltonian DLA gates in Block G

Qubits	Error (1e-5)											
	g-sim			Full-PSR			Alternate			Alt+Sim		
	Median	Q25	Q75	Median	Q25	Q75	Median	Q25	Q75	Median	Q25	Q75
6	12862.78	12856.2	12889.49	0.5676	0.1611	1.4060	0.5760	0.1441	1.4949	0.1272	0.1272	0.1611
8	7111.32	7110.25	7114.96	0.1589	0.0681	0.7207	0.5845	0.1475	1.7165	0.0454	0.0340	0.0567
10	359.87	358.91	362.73	0.4706	0.1893	0.9890	1.4413	0.3750	3.7428	0.0588	0.0515	0.0735
12	315.23	314.98	319.3	1.6377	0.1885	3.2753	3.6346	1.3578	5.5020	1.4786	0.0353	3.1575
14	940.51	933.67	956.65	0.1330	0.0709	0.2416	2.9881	1.1970	3.9945	0.0532	0.0532	0.0621
16	426.07	423.47	433.41	0.1417	0.1181	0.4014	5.3951	2.3257	8.6062	0.0590	0.0472	0.0708
18	118.38	117.59	119.3	0.1137	0.0927	0.1853	4.9487	2.4343	15.1262	0.0842	0.0674	0.1032

(c) Error for 6 layer YZ linear ansatz in Block Q and XY Hamiltonian DLA gates in Block G

Qubits	Error (1e-5)											
	g-sim			Full-PSR			Alternate			Alt+Sim		
	Median	Q25	Q75	Median	Q25	Q75	Median	Q25	Q75	Median	Q25	Q75
6	12862.78	12856.2	12889.49	0.5337	0.1272	4.7936	2.3969	0.4342	5.1028	0.1272	0.1187	0.3220
8	7111.32	7110.25	7114.96	0.5107	0.1759	1.7534	2.7351	0.6242	6.0377	0.0681	0.0454	0.0965
10	359.87	358.91	362.73	0.4559	0.2390	0.9798	2.8788	1.1104	5.4323	0.0735	0.0552	0.1177
12	315.23	314.98	319.3	2.0206	0.2121	3.5522	4.7009	3.1811	7.9762	1.5905	0.0589	3.1693
14	940.51	933.67	956.65	0.1064	0.0709	0.1862	4.2472	2.5581	5.7191	0.0709	0.0621	0.1131
16	426.07	423.47	433.41	0.1062	0.0590	0.2774	5.2593	3.0399	12.2541	0.0826	0.0708	0.1062
18	118.38	117.59	119.3	0.1390	0.0863	0.2843	6.6966	4.5486	13.9533	0.1011	0.0842	0.1137

(d) Error for 9 layer YZ linear ansatz in Block Q and XY Hamiltonian DLA gates in Block G

TABLE III: **XY Hamiltonian VQE (Error)** : The error median, 25% quantile (Q25) and 75% quantile (Q75) for Full-PSR, Alternate and Alternate + Simultaneous (referred as Alt+Sim) for the configurations with 1, 3, 6, and 9 layers of YZ linear ansatz in Block Q and XY Hamiltonian DLA gates in Block G. The error for g-sim with only XY Hamiltonian DLA gates for each qubit count is shown for comparison, which is several orders of magnitude higher than the other methods. Alternate and Alternate + Simultaneous method shows generally lower errors compared to the Full-PSR training

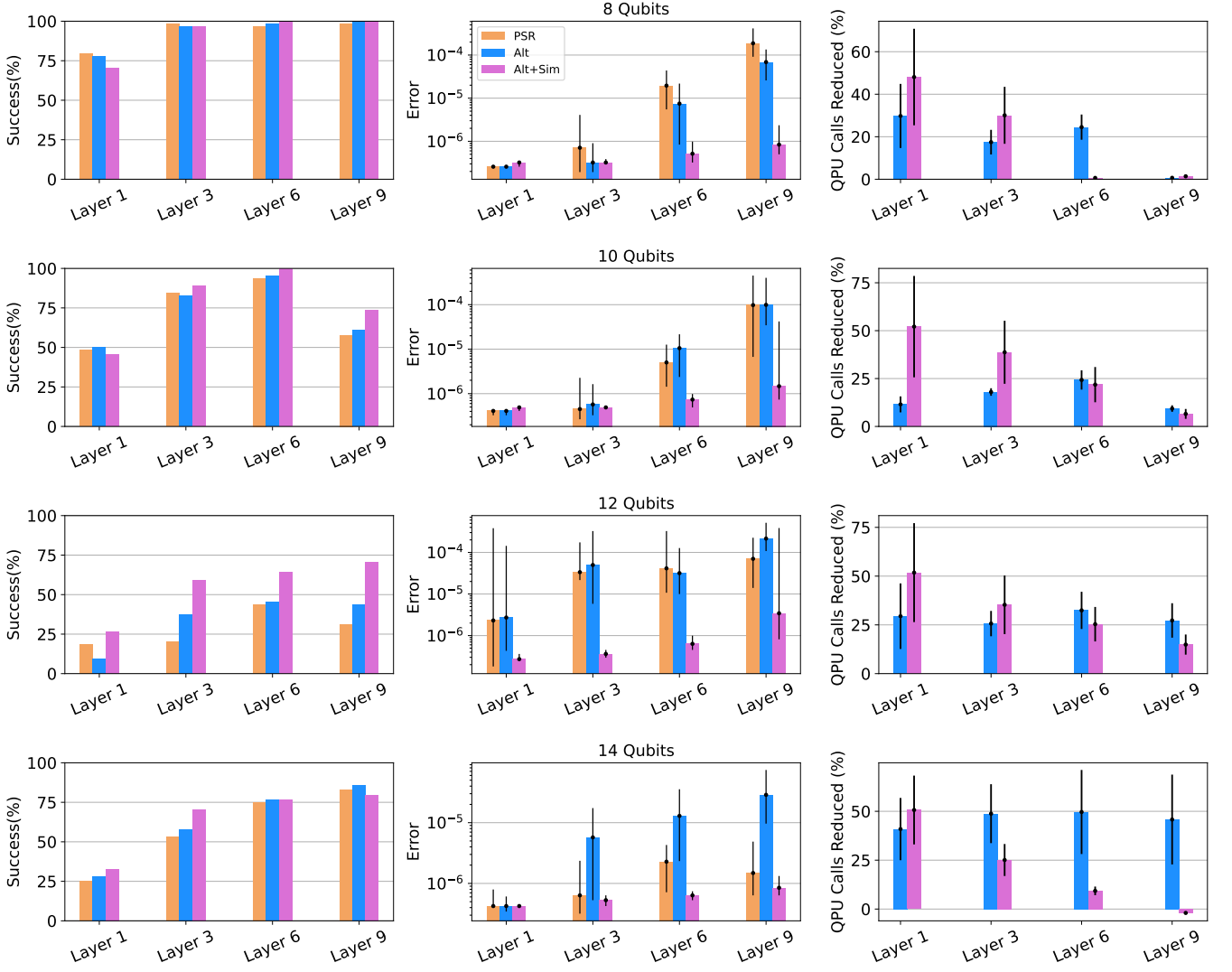


FIG. 12: **TFIM Hamiltonian VQE**: The success (Column 1), error (Column 2) and QPU calls reduction (Column 3) are plotted for configurations with 1, 3, 6, and 9 layers of YZ linear ansatz in Block Q and Hamiltonian DLA gates in Block G, for various qubit counts in each row. For each configuration and metric, PSR (orange), Alternate (blue) and Alternate+Simultaneous (purple) training methods are compared. For error (Column 2), we plot the median and the 25% and 75% quantiles (in black). For QPU calls reduction only Alternate and Alternate+Simultaneous is plotted since we compare it relative to PSR (which will coincide with 0% QPU calls reduction). The spread in standard deviation is shown in black. We consistently see reduction in QPU calls using our methods, with frequently lower error values and higher success metrics as compared to PSR.

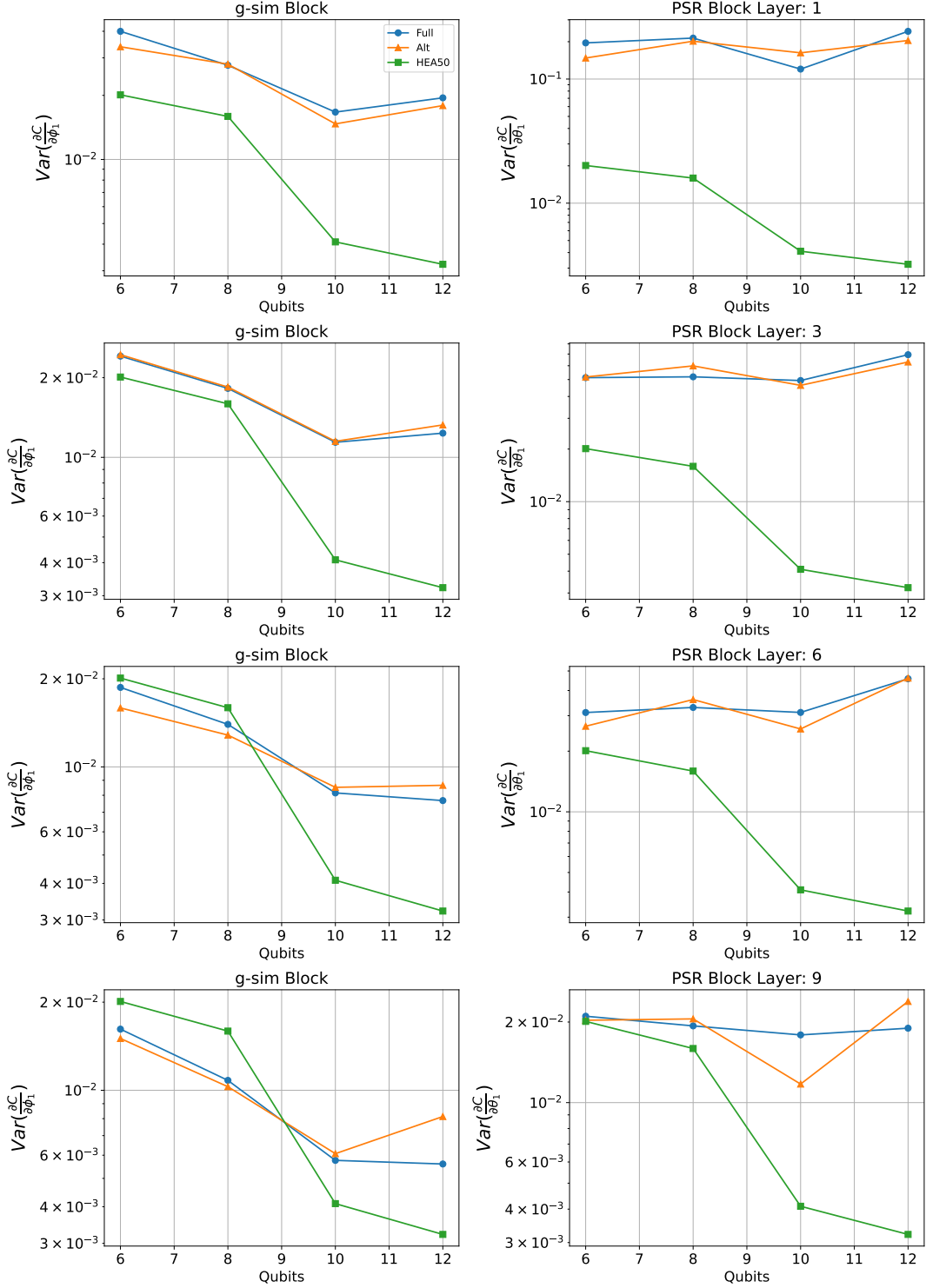


FIG. 13: **Gradients for TFIM Hamiltonian VQE:** Variance of the first parameter from PSR and g-sim block are plotted with increasing qubits for both Full-PSR (blue) and our Alternate method (orange) for finding ground state of TFIM Hamiltonian using VQE. The diagrams also show the plots for varying number of PSR block layers (1,3,6,9 from top to bottom). For comparison, the same task is performed using a deep HEA (referred as HEA50) with standard PSR and variance of its first partial derivative is plotted in green. The green curve is the same in all of the plots and provided as a reference for our improved gradients. The plot shows that our chosen ansatz is able to preserve higher magnitude of gradients even at high qubits in both of the blocks.

Qubits	Success (%)		
	Full-PSR	Alternate	Alt+Sim
8	48.44	50.00	45.31
10	18.75	9.38	26.56
12	25.00	28.12	32.81
14	100.00	100.00	100.00

(a) Success rate for 1 layer YZ linear ansatz in Block Q and TFIM Hamiltonian DLA gates in Block G

Qubits	Success (%)		
	Full-PSR	Alternate	Alt+Sim
8	84.38	82.81	89.06
10	20.31	37.50	59.38
12	53.12	57.81	70.31
14	98.44	98.44	98.44

(b) Success rate for 3 layer YZ linear ansatz in Block Q and TFIM Hamiltonian DLA gates in Block G

Qubits	Success (%)		
	Full-PSR	Alternate	Alt+Sim
8	93.75	95.31	100
10	43.75	45.31	64.06
12	75.00	76.56	76.56
14	100.00	100.00	100.00

(c) Success rate for 6 layer YZ linear ansatz in Block Q and TFIM Hamiltonian DLA gates in Block G

Qubits	Success (%)		
	Full-PSR	Alternate	Alt+Sim
8	57.81	60.94	73.44
10	31.25	43.75	70.31
12	82.81	85.94	79.69
14	98.44	100.00	100.00

(d) Success rate for 9 layer YZ linear ansatz in Block Q and TFIM Hamiltonian DLA gates in Block G

Qubits	QPU Reduction (%)	
	Alternate	Alt+Sim
8	29.78 +/- 15.08	48.09 +/- 22.71
10	11.52 +/- 4.17	52.11 +/- 26.46
12	29.46 +/- 16.81	51.80 +/- 25.37
14	40.91 +/- 15.93	50.66 +/- 17.60

(e) QPU Reduction for 1 layer YZ linear ansatz in Block Q and TFIM Hamiltonian DLA gates in Block G

Qubits	QPU Reduction (%)	
	Alternate	Alt+Sim
8	17.45 +/- 5.79	30.08 +/- 13.40
10	17.97 +/- 1.97	38.72 +/- 16.46
12	25.66 +/- 6.49	35.29 +/- 15.03
14	48.79 +/- 15.07	25.09 +/- 8.19

(f) QPU Reduction for 3 layer YZ linear ansatz in Block Q and TFIM Hamiltonian DLA gates in Block G

Qubits	QPU Reduction (%)	
	Alternate	Alt+Sim
8	24.52 +/- 5.93	0.64 +/- 0.15
10	24.27 +/- 5.04	21.82 +/- 9.20
12	32.43 +/- 9.54	25.35 +/- 8.84
14	49.64 +/- 21.50	9.29 +/- 2.21

(g) QPU Reduction for 6 layer YZ linear ansatz in Block Q and TFIM Hamiltonian DLA gates in Block G

Qubits	QPU Reduction (%)	
	Alternate	Alt+Sim
8	0.68 +/- 0.11	1.39 +/- 0.54
10	9.33 +/- 1.70	6.55 +/- 2.57
12	27.27 +/- 8.83	14.90 +/- 5.16
14	45.79 +/- 22.98	-1.98 +/- 0.37

(h) QPU Reduction for 9 layer YZ linear ansatz in Block Q and TFIM Hamiltonian DLA gates in Block G

TABLE IV: **TFIM Hamiltonian (Success and QPU Reduction)**: The success and QPU calls reduction are shown for the configurations with 1, 3, 6, and 9 layers of YZ linear ansatz in Block Q and TFIM Hamiltonian DLA gates in Block G using Full-PSR, Alternate and Alternate + Simultaneous training (referred as Alt+Sim). The QPU call reduction is measured relative to the Full-PSR method where all parameters are trained by standard PSR. The metrics show that our methods are generally better at reaching higher success rates and lower error(in Table V), while the QPU calls are reduced significantly

Qubits	Error (1e-5)											
	g-sim			Full-PSR			Alternate			Alt + Sim		
	Median	Q25	Q75	Median	Q25	Q75	Median	Q25	Q75	Median	Q25	Q75
8	4034.16	4034.16	4034.17	0.0409	0.0327	0.0409	0.0409	0.0327	0.0409	0.0491	0.0409	0.0491
10	284.92	287.65	306.97	0.2309	0.0181	38.2376	0.2717	0.0430	14.3759	0.0272	0.0272	0.0362
12	0.04	0.04	0.04	0.0424	0.0424	0.0795	0.0424	0.0344	0.0609	0.0424	0.0424	0.0424
14	24.8	24.8	24.8	12.3975	12.3975	12.4076	12.3975	12.3975	12.4304	12.4178	12.4178	12.4178

(a) Error for 1 layer YZ linear ansatz in Block Q and TFIM Hamiltonian DLA gates in Block G

Qubits	Error (1e-5)											
	g-sim			Full-PSR			Alternate			Alt + Sim		
	Median	Q25	Q75	Median	Q25	Q75	Median	Q25	Q75	Median	Q25	Q75
8	4034.16	4034.16	4034.17	0.0450	0.0266	0.2270	0.0573	0.0327	0.1636	0.0491	0.0491	0.0491
10	284.92	287.65	306.97	3.3506	2.1643	17.4322	4.9852	0.5818	32.6050	0.0362	0.0294	0.0453
12	0.04	0.04	0.04	0.0636	0.0318	0.2358	0.5723	0.0530	1.7380	0.0530	0.0424	0.0636
14	24.8	24.8	24.8	12.4178	12.3874	12.5901	12.4989	12.3975	12.8790	12.4279	12.3975	12.4381

(b) Error for 3 layer YZ linear ansatz in Block Q and TFIM Hamiltonian DLA gates in Block G

Qubits	Error (1e-5)											
	g-sim			Full-PSR			Alternate			Alt + Sim		
	Median	Q25	Q75	Median	Q25	Q75	Median	Q25	Q75	Median	Q25	Q75
8	4034.16	4034.16	4034.17	0.5031	0.1432	1.2640	1.0553	0.2372	2.1598	0.0736	0.0491	0.0982
10	284.92	287.65	306.97	4.1430	1.0731	32.6571	3.1785	0.9961	12.7414	0.0634	0.0453	0.0996
12	0.04	0.04	0.04	0.2278	0.0715	0.4292	1.2929	0.2331	3.5501	0.0636	0.0530	0.0742
14	24.8	24.8	24.8	12.4279	11.3585	12.5420	13.3352	11.9059	15.0483	12.4381	11.2799	12.4786

(c) Error for 6 layer YZ linear ansatz in Block Q and TFIM Hamiltonian DLA gates in Block G

Qubits	Error (1e-5)											
	g-sim			Full-PSR			Alternate			Alt + Sim		
	Median	Q25	Q75	Median	Q25	Q75	Median	Q25	Q75	Median	Q25	Q75
8	4034.16	4034.16	4034.17	9.7762	0.6708	45.0443	9.9071	3.4442	40.1194	0.1473	0.0736	4.1968
10	284.92	287.65	306.97	7.0227	1.3991	22.5464	21.5390	10.7876	51.6152	0.3441	0.0815	38.5591
12	0.04	0.04	0.04	0.1484	0.0636	0.4875	2.8719	0.9644	7.3757	0.0848	0.0636	0.1325
14	24.8	24.8	24.8	12.4685	7.7801	12.6256	17.4254	13.2718	23.5684	12.4381	9.5845	12.4887

(d) Error for 9 layer YZ linear ansatz in Block Q and TFIM Hamiltonian DLA gates in Block G

TABLE V: **TFIM Hamiltonian (Error)**: The error median, 25% quantile (Q25) and 75% quantile (Q75) for Full-PSR, Alternate and Alternate + Simultaneous (referred as Alt+Sim) for the configurations with 1, 3, 6, and 9 layers of YZ linear ansatz in Block Q and TFIM Hamiltonian DLA gates in Block G. The error for g-sim with only TFIM Hamiltonian DLA gates for each qubit count is shown for comparison, which is several orders of magnitude higher than the other methods. Alternate and Alternate + Simultaneous method shows generally lower errors compared to the Full-PSR training