

Primordial Origin of Methane on Eris and Makemake Supported by D/H Ratios

OLIVIER MOUSIS ^{1,2} AARON WERLEN ^{1,3} TOM BENEST COUZINOU ¹ AND ANTOINE SCHNEEBERGER ¹

¹*Aix-Marseille Université, CNRS, CNES, Institut Origines, LAM, Marseille, France*

²*Institut Universitaire de France (IUF), France*

³*Institute for Particle Physics and Astrophysics, ETH Zurich, Zurich, Switzerland*

ABSTRACT

Deuterium, a heavy isotope of hydrogen, is a key tracer of the formation of the Solar System. Recent JWST observations have expanded the dataset of D/H ratios in methane on the KBOs Eris and Makemake, providing new insights into their origins. This study examines the elevated D/H ratios in methane on these KBOs in the context of protosolar nebula dynamics and chemistry, and proposes a primordial origin for the methane, in contrast to previous hypotheses suggesting abiotic production by internal heating. A time-dependent disk model coupled with a deuterium chemistry module was used to simulate the isotopic exchange between methane and hydrogen. Observational constraints, including the D/H ratio measured in methane in comet 67P/Churyumov-Gerasimenko, were used to refine the primordial D/H abundance. The simulations show that the observed D/H ratios in methane on Eris and Makemake are consistent with a primordial origin. The results suggest that methane on these KBOs likely originates from the protosolar nebula, similar to cometary methane, and was sequestered in solid form—either as pure condensates or clathrates—within their building blocks prior to accretion. These results provide a simple explanation for the high D/H ratios in methane on Eris and Makemake, without the need to invoke internal production mechanisms.

Keywords: Trans-Neptunian objects (1705) — Cosmochemistry (331) — Astrobiology (74) — Protoplanetary disks (1300) — Solar system formation (1530)

1. INTRODUCTION

Deuterium, a heavy isotope of hydrogen, was produced during the birth of the Universe with a primordial D/H abundance of $\sim 2.5 \times 10^{-5}$ (Kislitsyn et al. 2024) and is subsequently destroyed in stellar interiors. As a key tracer of the formation and evolution of the Solar System, the D/H ratio varies with temperature and chemical conditions, providing critical insights into the thermodynamic state of the early protosolar nebula (PSN) and the origin of planetary bodies. In the cold outer regions of the PSN, deuterium fractionation produces deuterium-enriched ices and organics, typically close to values observed in the interstellar medium (ISM), while the warmer inner regions acquire lower D/H ratios. This creates a spatial and thermal record of the protoplanetary disk, preserved in the D/H ratios

measured across different reservoirs of the Solar System (Drouart et al. 1999; Mousis et al. 2000; Ceccarelli et al. 2014).

Recent observations with the James Webb Space Telescope (JWST) revealed the presence of monodeuterated methane (CH₃D) on the surfaces of the KBOs Eris and Makemake. The measured D/H ratios in methane were $(2.5 \pm 0.5) \times 10^{-4}$ for Eris and $(2.9 \pm 0.6) \pm 10^{-4}$ for Makemake (Grundy et al. 2024). Previously, D/H measurements in CH₄ were limited to Titan’s atmosphere, where the Cassini Composite Infrared Spectrometer determined a value of $(1.59 \pm 0.33) \times 10^{-4}$ (Nixon et al. 2012), and a small number of comets. For comets C/2004 Q2 (Machholz), C/2001 Q4 (NEAT), and C/2007 N3 (Lulin), only upper limits were reported, with D/H values of < 0.005 , < 0.01 , and < 0.0075 , respectively (Kawakita et al. 2005; Bonev et al. 2009; Gibb et al. 2012). In contrast, a precise D/H measurement of $(2.41 \pm 0.29) \times 10^{-3}$ was obtained for comet 67P/Churyumov-Gerasimenko (67P/C-G) using

the ROSINA instrument aboard the Rosetta mission (Müller et al. 2022).

The D/H measurements in CH₄ on Makemake and Eris, as interpreted by Glein et al. (2024), provide evidence for abiotic methane production. According to this interpretation, CH₄ production may have been triggered by significant radiogenic heating, potentially driving hydrothermal circulation at the base of an ice-covered ocean and facilitating geochemical transformations of volatile species. Glein et al. (2024) also suggest that metamorphic reactions involving accreted organic matter may have occurred due to heating in the deeper interior, resulting in the production of thermogenic methane.

Here, we propose an alternative interpretation, suggesting that the D/H ratios measured in methane on Makemake and Eris align with a primordial origin, similar to the CH₄ observed in numerous comets. In this scenario, methane on these KBOs would have originated in the PSN and been accreted during their formation, similar to the process hypothesized for methane in comets. To investigate this hypothesis, we use a time-dependent protoplanetary disk model coupled with a module that simulates the deuterium exchange between CH₄ and H₂ in the gas phase of the PSN. A key uncertainty in this analysis is the primordial deuterium abundance acquired by CH₄ from the ISM during its incorporation into the PSN, since no reliable measurements of the D/H ratio in interstellar methane exist. To date, the only tentative ISM detection potentially associated with CH₃D does not precisely match any cataloged spectral lines (Sakai et al. 2012). Consequently, we adopt the D/H ratio measured in comet 67P/C-G as a conservative estimate for our calculations.

Section 2 provides a detailed description of the PSN model and its accompanying deuterium chemistry module. Section 3 presents the simulation results, while Section 4 outlines the conclusions and discusses their implications.

2. MODEL

2.1. Model of Protosolar Nebula

To compute the thermodynamic evolution of the PSN, we use a one-dimensional α -viscous accretion disk model based on the work of Aguichine et al. (2020). The viscosity of the disk is given by $\nu = \alpha c_s^2 / \Omega_K$, following the prescription of Shakura & Sunyaev (1973), where α is the viscosity parameter. Here $c_s = \sqrt{R_g T / \mu}$ is the isothermal sound velocity, where T is the midplane temperature of the disk, R_g is the ideal gas constant, and $\mu = 2.31 \text{ g.mol}^{-1}$ is the mean molar mass of the gas (Lodders 2019). The Keplerian frequency

$\Omega_K = \sqrt{GM_\star / r^3}$ depends on the gravitational constant G , the mass of the star M_\star , and the distance from the star r . The evolution of the disk is governed by changes in the surface density of the gas Σ_g and its midplane temperature T . The surface density of the gas is calculated using the equation from Lynden-Bell & Pringle (1974):

$$\frac{\partial \Sigma_g}{\partial t} = \frac{3}{r} \frac{\partial}{\partial r} \left[r^{\frac{1}{2}} \frac{\partial}{\partial r} \left(r^{\frac{1}{2}} \Sigma_g \nu \right) \right], \quad (1)$$

which we rewrite

$$\begin{aligned} \frac{\partial \Sigma_g}{\partial t} &= \frac{1}{2\pi r} \frac{\partial \dot{M}}{\partial r} \\ \dot{M} &= 3\pi \Sigma_g \nu \left(1 + 2 \frac{d \ln(\Sigma_g \nu)}{d \ln r} \right), \end{aligned} \quad (2)$$

where \dot{M} is the mass accretion rate.

We use the following self-similar solutions as initial conditions to solve these equations (Lynden-Bell & Pringle 1974; Aguichine et al. 2020) :

$$\begin{cases} \Sigma_{g,0} = \frac{\dot{M}_{\text{acc},0}}{3\pi\nu} e^{-\left(\frac{r}{r_c}\right)^{0.5}} \\ \dot{M}_0 = \dot{M}_{\text{acc},0} \left(1 - \left(\frac{r}{r_c}\right)^{0.5} \right) e^{-\left(\frac{r}{r_c}\right)^{0.5}} \end{cases}, \quad (3)$$

with r_c the centrifugal radius and $\dot{M}_{\text{acc},0}$ the initial mass accretion rate.

The midplane temperature is computed by summing all the heating sources (Hueso & Guillot 2005):

$$T^4 = \frac{1}{2\sigma_{\text{sb}}} \left(\frac{3}{8} \tau_{\text{R}} + \frac{1}{2\tau_{\text{P}}} \right) \Sigma_g \nu \Omega_K^2 + T_{\text{amb}}^4. \quad (4)$$

The first term represents the viscous heating contribution, where σ_{sb} is the Boltzmann constant, and τ_{R} and τ_{P} are the Rosseland and Planck optical depths, respectively. These are related by $\tau_{\text{P}} = 2.4\tau_{\text{R}}$ and $\tau_{\text{R}} = \frac{\kappa_{\text{R}} \Sigma_g}{2}$, where $\kappa_{\text{R}} = \kappa_0 \rho^a T^b$ is the mean Rosseland opacity, with ρ the midplane density and κ_0 , a and b determined from empirical data obtained from Table 3 of Bell & Lin (1994). The last term in Eq. 4 accounts for the contribution of the interstellar ambient temperature $T_{\text{amb}} = 10 \text{ K}$. In the temperature calculation, irradiation from the central star is neglected due to dust accumulation at the iceline positions (Ohno & Ueda 2021; Aguichine et al. 2020; Schneeberger et al. 2023). The α parameter is typically set within the range of 10^{-4} to 10^{-2} (Hartmann et al. 1998; Hueso & Guillot 2005; Desch et al. 2017), while the disk mass accretion rate, \dot{M}_{acc} , is constrained by observations to values between 10^{-9} and $10^{-6} M_\odot \text{ yr}^{-1}$ (Hartmann et al. 1998; Gullbring et al. 1998). Based on these studies, we define our

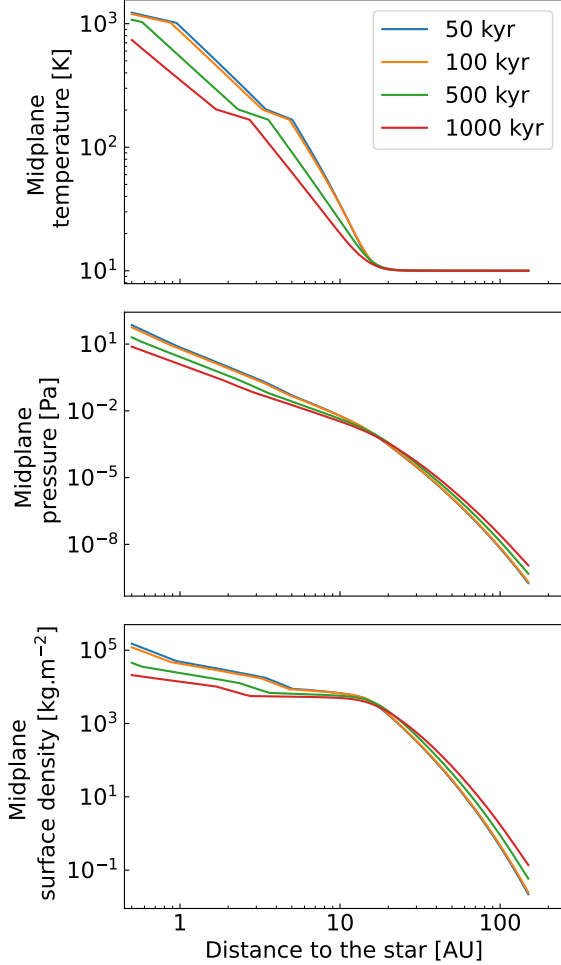


Figure 1. Temperature (T), pressure (P), and surface density (Σ_g) profiles of the gas in the PSN midplane, shown for various stages of its evolution.

nominal PSN model using $\alpha = 10^{-3}$ and an initial accretion rate of $\dot{M}_{\text{acc},0} = 5 \times 10^{-7} M_{\odot} \text{ yr}^{-1}$ (Hartmann et al. 1998). Additionally, we assume an initial disk mass of $0.1 M_{\odot}$, primarily distributed within a radius of approximately 150 AU (Aguichine et al. 2020; Schneeberger et al. 2023; Mousis et al. 2024). The midplane temperature, midplane pressure, and surface density profiles of the disk at various evolutionary stages are shown in Fig. 1.

2.2. Deuterium Chemistry Module

The enrichment factor, f , is defined as the ratio of the deuterium-to-hydrogen (D/H) ratio in the deuterated species of interest to the D/H ratio in molecular hydrogen. In the case of methane, this ratio can be expressed as:

$$f = \frac{(D/H)_{\text{CH}_4}}{(D/H)_{\text{H}_2}} = \frac{1}{2} \frac{CH_3D}{CH_4}. \quad (5)$$

In the following, the D/H ratio in molecular hydrogen is set to the protosolar value, defined as 2.1×10^{-5} (Halls 2017). The evolution of f in the protosolar nebula is governed by the following differential equation (Drouart et al. 1999; Mousis et al. 2000, 2002b):

$$\frac{\partial f}{\partial r} = k(T)P(A(T) - f) + \frac{1}{\Sigma r} \frac{\partial}{\partial r} (\kappa r \Sigma \frac{\partial f}{\partial r}). \quad (6)$$

The first term on the right-hand side of Eq. 6 represents the isotopic exchange between HD and the deuterated molecule of interest, CH_3D . The function $k(T)$ denotes the rate of isotopic exchange, P is the total pressure of the disk, and $A(T)$ represents the equilibrium fractionation factor, which depends solely on temperature T . The definition of f is more general than that of $A(T)$, as it does not assume that the system under consideration is in equilibrium. The value of $k(T)$ is obtained from laboratory experiments (Lécluse & Robert 1994; Lécluse et al. 1996), while $A(T)$ is derived from quantum mechanical calculations by Richet et al. (1977) and subsequently fitted using the analytical expression proposed by Lécluse et al. (1996). Equation 6 holds under the assumption that isotopic exchange takes place exclusively between neutral molecules. As shown in Mousis et al. (2002b), $k(T)$ decreases by seven orders of magnitude as T decreases from 1000 K to 200 K. This means that at temperatures below 200 K isotope exchange is practically inhibited. At high temperatures, it is also negligible because equilibrium is quickly reached, so f becomes equal to $A(T)$ and the term $(f - A(T))$ converges to 0. The second term on the right-hand side of Eq. 6 represents turbulent diffusion within the PSN. This process depends on the local surface density, $\Sigma(R, t)$, and the diffusivity, κ , defined as the ratio of the turbulent viscosity, ν , to the Prandtl number, Pr . The Prandtl number is expressed following the relation provided by Drouart et al. (1999):

$$Pr = -\frac{4}{3} r \frac{\partial_r \Sigma_g}{\Sigma_g}. \quad (7)$$

The value of Pr varies with the opacity of the PSN but remains below unity, which serves as its upper limit (Dubrulle & Frisch 1991).

The integration of Eq. 6 is governed by the spatial and temporal boundary conditions. For the PSN, the spatial boundary conditions are defined as $\partial f / \partial r = 0$ at $r = 1$ AU and at the radial distance r corresponding to the condensation or clathration point of methane for any

t^1 . The temporal boundary condition is $f(r) = \text{constant}$ at $t = 0$, applicable to all r . This assumption reflects the hypothesis that interstellar ices accreted onto the protoplanetary disk were uniformly enriched throughout the presolar cloud, irrespective of heliocentric distance. Deviations from this assumption would have a negligible impact on the evolution of f across the PSN (Mousis et al. 2002b). Equation 6 applies to the isotopic exchange between CH_3D and H_2 in the vapor phase. In particular, deuterium exchange is inhibited at temperatures below 200 K. As a result, the evolution of the D/H ratio in the cooling PSN, following the period when the temperature was 200 K, was driven solely by turbulent mixing of the gas.

The initial value f_0 , which corresponds to f at $t = 0$, is poorly constrained. Observations reveal substantial deuterium enrichment in ISM ices (Ceccarelli et al. 2014; Cleeves et al. 2016; Piani et al. 2021). This enrichment is mainly attributed to significant deuterium fractionation in pre-stellar cores, driven by their extremely low temperatures and the high propensity of molecules to accrete onto icy mantles on dust grains. These processes provide a robust explanation for the elevated deuterium fractionation observed in various molecules within pre-stellar cores (Roueff et al. 2005; Ceccarelli et al. 2014). Several studies have proposed that interstellar ices vaporized during accretion onto the protoplanetary disk, at heliocentric distances that potentially extend to 30 AU (Cassen & Chick 1997). Upon vaporization, CH_3D exchanged deuterium with H_2 in the PSN, reducing the deuterium fractionation factor f because the equilibrium values at nebula temperatures are lower than those in the ISM. To date, the only available determination of a purported “pristine” D/H ratio in CH_4 does not stem from ISM ices, but is instead based on measurements obtained by the ROSINA instrument aboard the Rosetta spacecraft. These measurements, conducted on Comet 67P/C-G, provide a value of $(2.41 \pm 0.29) \times 10^{-3}$ (Müller et al. 2022). The central value of this measurement will be used as the default initial condition for our simulations, yielding $f_0 \sim 115$ relative to the protosolar value.

¹ $\partial f / \partial r = 0$ at $r = 1$ AU and the condensation/clathration radius of CH_4 implies that the mass flux is neglected at these boundaries due to the poorly constrained physical conditions. This assumption is justified by the rapid decline of the mass flux, which is significant only during the earliest stages of disk evolution. At these early times, high temperatures drive chemical fractionation rather than diffusion, rapidly bringing isotopic enrichment to unity in the inner disk ($T > 1000$ K) while maintaining its maximum value in the colder outer regions ($T < 300$ K). At later stages, diffusion becomes the dominant process, but by then, the mass flux is negligible. More details on the mathematical model can be found in Drouart et al. (1999).

We consider that CH_4 either condensed at approximately 28 K in the PSN or was trapped as clathrate at around 55 K (Mousis et al. 2009a) during the cooling of the PSN. Consequently, the D/H ratio in CH_4 within microscopic grains embedded in the nebula, and later in planetesimals, reflects the ratio acquired during the condensation or clathration of methane, depending on the crystallization scenario considered. In the following, our calculations consistently represent the D-enrichment value acquired by methane at the point of condensation or clathration in the PSN.

3. RESULTS

Figures 2 and 3 show the evolution of the f -profile for CH_4 in the PSN, as determined from our nominal model. The profiles are calculated along the trajectories of the methane iceline and methane clathrate line, corresponding to condensation and entrapment temperatures of 28 K and 55 K, respectively. These calculations are compared with D/H measurements in CH_4 obtained by the Cassini spacecraft in the Titan atmosphere and by the JWST on the surfaces of the KBOs Makemake and Eris (see Table 1). We consider three initial conditions, corresponding to 0.5, 1, and 2 times the central enrichment measured on Comet 67P/C-G. The deuterium enrichment profiles show a sharp gradient between the 11–12 AU and 8–9 AU regions, before leveling off in the inner regions of the PSN. This behavior is attributed to the slow temporal evolution of the disk’s thermodynamic profiles, which causes a gradual inward progression of the two considered icelines. The slow progression allows sufficient time for efficient isotopic exchange to take place in the gas phase before methane either condenses or becomes trapped in clathrates.

The calculated PSN enrichment profiles agree consistently with all observed measurements. The central values measured in Makemake, Eris, and Titan intersect the f -profile at different time intervals. For Makemake, the intersections occur at 5.8×10^4 , 9.1×10^4 , and 1.3×10^5 yr. For Eris, they occur at 6.5×10^4 , 1.0×10^5 , and 1.5×10^5 years. For Titan, the intersections occur at 9.0×10^4 , 1.3×10^5 , and 2.0×10^5 yr. These values at the methane iceline correspond to f_0 values of 0.5, 1, and 2 times the central value of 115 measured in Comet 67P/C-G. Our calculations assume that the three bodies accreted icy solids crystallized in a narrow region of the PSN, typically spanning a few tenths of an AU. This region lies between 11–12 AU and 8–9 AU, depending on whether solid methane forms from pure condensate or clathrate. Our results support the hypothesis that the building blocks of giant planet systems and KBOs originated within a compact region of the PSN, in agree-

ment with predictions from dynamical models (Tsiganis et al. 2005; Nesvorný 2018). This interpretation aligns with the D/H ratio measured in H₂O on Enceladus, a moon of Saturn located closer to the planet than Titan. Data from the Cassini-Huygens mission revealed a cometary D/H ratio ($\sim 2.9 \times 10^{-4}$), suggesting that the building blocks of Enceladus formed in a region of the PSN similar to that of many comets (Waite et al. 2009; Mousis et al. 2009b; Clark et al. 2019). This conclusion also extends to Titan, as it accreted in a colder region of Saturn’s circumplanetary disk from building blocks that formed earlier in the PSN (Mousis et al. 2002a).

Additional tests assuming up to five times the central enrichment measured in Comet 67P/C-G were also performed and yielded consistent results. This suggests that our model effectively reproduces the D/H ratios observed in Titan’s atmosphere and on the surfaces of Eris and Makemake, without requiring an internal source of CH₄ from hydrothermal or metamorphic processes (Mousis et al. 2009a,c; Atreya et al. 2006; Glein et al. 2024).

Table 1. D/H measurements in CH₄ in 67P/C-G, Titan, Eris, and Makemake

Object	Value	Reference
67P/C-G	$(2.41 \pm 0.29) \times 10^{-3}$	Müller et al. (2022)
Titan	$(1.59 \pm 0.33) \times 10^{-4}$	Nixon et al. (2012)
Eris	$(2.5 \pm 0.5) \times 10^{-4}$	Grundy et al. (2024)
Makemake	$(2.9 \pm 0.6) \times 10^{-4}$	Grundy et al. (2024)

4. DISCUSSION AND CONCLUSIONS

The deuterium enrichments in CH₄ observed on Titan, Makemake, and Eris can be matched by our model for any value of the initial accretion rate, $\dot{M}_{\text{acc},0}$, in the range 5×10^{-7} to $10^{-6} M_{\odot} \text{yr}^{-1}$, assuming $\alpha = 10^{-3}$. At constant α , higher accretion rates result in a warmer protoplanetary disk, causing the deuterium enrichment profile to shift outward to higher heliocentric distances while maintaining a similar overall shape. For example, assuming $\alpha = 10^{-3}$ and an initial accretion rate of $10^{-6} M_{\odot} \text{yr}^{-1}$ instead of $5 \times 10^{-7} M_{\odot} \text{yr}^{-1}$, the f -value crossings for the central measurements of Titan, Makemake, and Eris would shift about 2 AU farther from the Sun. On the other hand, an initial accretion rate lower than 5×10^{-7} would result in colder temperatures in the outer regions of the PSN, preventing the f -profile from decreasing to the values observed in the three bodies.

The calculated f -profiles also show significant sensitivity to variations in the α -parameter. Our results

indicate that for any α -value greater than 10^{-3} , the f -profile does not decrease sufficiently to simultaneously intersect all three measurements. Specifically, with $\alpha = 2 \times 10^{-3}$ and the same initial accretion rate as in our nominal model, the f -profile only reaches the upper limit of Makemake’s D/H measurement. This is because the f -value depends on turbulent viscosity (see Eq. 6), and higher values of α lead to a higher enrichment of deuterium for the same set of other parameters.

Our model allows for some tuning through the viscosity and accretion rate parameters, enabling a range of D/H ratios between the protosolar value and that measured in 67P. However, this flexibility is intrinsic to disk evolution models, where temporal evolution naturally governs isotopic fractionation. The model remains constrained by physical processes such as vapor diffusion, isotopic exchange, and condensation, which shape the range of possible outcomes.

A key test of our approach would be independent measurements of D/H ratios in methane across different cometary bodies. If comets were found to exhibit D/H ratios in methane comparable to those measured on Makemake and Eris, or intermediate between the protosolar value and that observed in 67P, this would provide a strong consistency check of the D/H pattern predicted by our model and a foundation for further observational validation. Additionally, a precise determination of the D/H ratio in interstellar methane would be helpful for refining the initial conditions of our simulations.

Our model also predicts the formation of CH₄-rich ices after approximately 60–150 kyr of PSN evolution, with deuterium enrichments matching the values observed in Makemake and Eris. As the CH₄ iceline moves inward, CH₄-rich microscopic grains form, agglomerate with other grains, and grow into pebbles. Once the abundance of icy pebbles exceeds a critical threshold near the iceline, planetesimal formation is triggered via streaming instability, with timescales reaching several Myr for planetesimals of the order of 100 km in size (Johansen et al. 2015; Drażkowska & Alibert 2017; Lenz et al. 2020).

The high D/H ratio measured in CH₄ in 67P/C-G aligns with the previously reported D/H value in H₂O ($(5.3 \pm 0.7) \times 10^{-4}$) by Altwegg et al. (2015), suggesting that the comet was assembled from nearly pristine materials that experienced minimal reprocessing in the PSN. However, a recent analysis by Mandt et al. (2024) revises the D/H ratio in H₂O downward to $\sim (2.2\text{--}2.9) \times 10^{-4}$ —namely 1.2–1.6 times the terrestrial value—after accounting for dust contamination that may have artificially elevated the original measurement from the ROSINA instrument. If confirmed, this revision implies

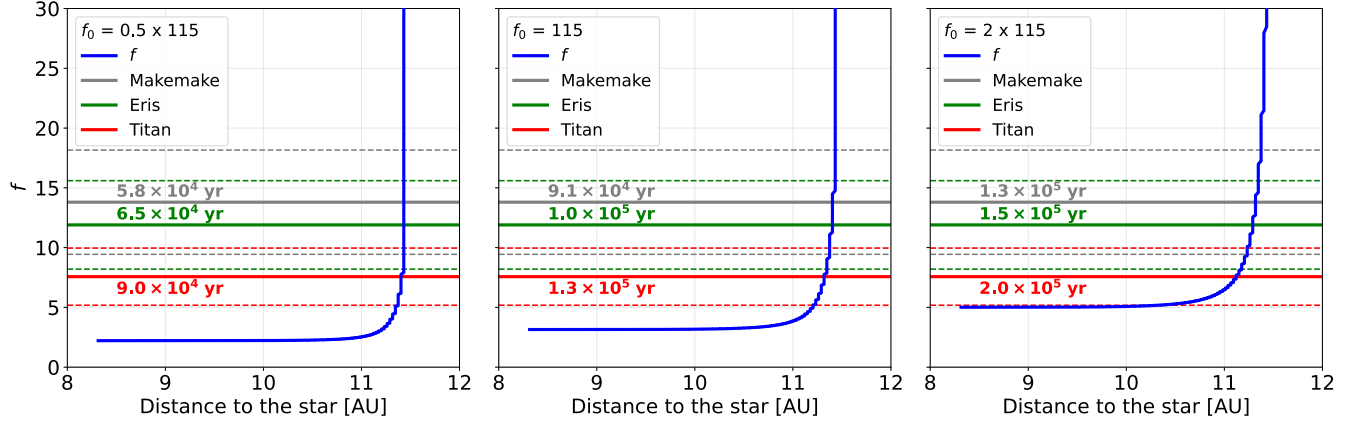


Figure 2. Deuterium enrichment profile f calculated along the trajectory of the methane iceline in the PSN, assuming a condensation temperature of 28 K. The thick horizontal lines indicate the nominal enrichment values observed for Makemake (gray), Eris (green), and Titan (red). Dashed lines in matching colors represent the one- σ uncertainties associated with these measurements. From left to right, the initial enrichment values were set at 0.5, 1, and 2 times the central value of 115 measured in Comet 67P/C-G. The epochs where f intersects the central values observed for the three bodies are highlighted, corresponding to a very narrow variation in the location of the methane iceline within the PSN.

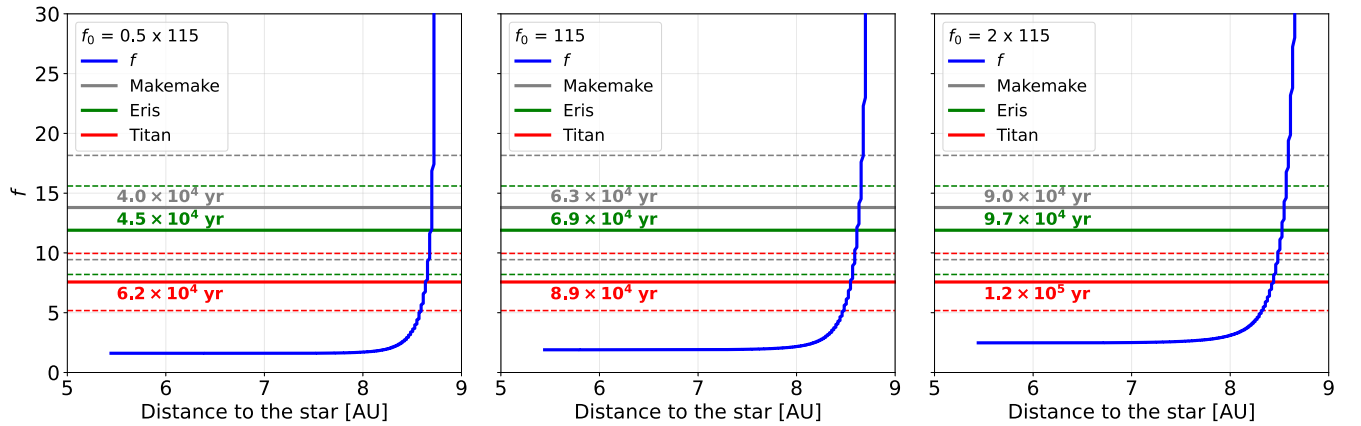


Figure 3. Similar to Fig. 2, but showing the deuterium enrichment profile f calculated along the trajectory of methane clathration in the PSN, with an assumed entrapment temperature of 55 K.

that the comet’s water underwent significant isotopic exchange with hydrogen before crystallizing in the PSN, whereas CH_4 remained linked to a more primitive reservoir. This coexistence could result from large-scale mixing of solid materials across the PSN, a process already invoked to explain isotopic heterogeneity in meteorites (Deloule 1997; Deloule et al. 1998).

An important marker of primordial ice is CO, which is not detected on Eris and Makemake according to Grundy et al. (2024)’s analysis of the JWST data. To reconcile a primordial origin of CH_4 with an apparent absence of CO, several chemical and physical processes must be considered. One possibility, as suggested by Glein & Waite (2018), is that CO was destroyed by reactions in a subsurface liquid-water ocean. Another

possibility is that CH_4 was preferentially enriched at its iceline in the PSN relative to CO and other volatiles, contributing to the observed depletion (Mousis et al. 2021). This hypothesis supports the near absence of detected volatiles other than CH_4 and N_2 on Makemake and Eris (Grundy et al. 2024), with the observed nitrogen possibly coming from organic matter (Miller et al. 2019).

Our model suggests that the methane observed on Eris and Makemake could originate from the PSN while not excluding the possibility of endogenous production within these bodies (Glein et al. 2024). Although this does not confirm endogenous methane production, the differentiation of Eris (Nimmo & Brown 2023) and the potential cryovolcanic activity on Makemake (Kiss et al.

2024) are in agreement with this hypothesis. However, our study indicates the potential coexistence of two methane reservoirs: one primordial and another produced in situ. Furthermore, our findings support the idea that these KBOs accreted from solids formed in an environment with a high diversity of ices.

Finally, our model focuses only on gas diffusion and does not consider the transport of grains and pebbles with different D/H ratios across the disk. This contrasts with the detection of crystalline silicates in comets, suggesting their formation near the protosun followed by efficient radial transport (Bockelée-Morvan et al. 2002; Mousis et al. 2007; Brownlee 2014). Addressing this limitation is an important direction for future work, as the resulting deuterium distribution in solids formed from dust and pebbles may differ from the idealized patterns presented here. A similar consideration applies

to Glein et al. (2024), who proposed that the D/H ratio in H₂O and CH₄ remains constant in bodies that accreted these volatiles from the PSN. This assumption seems questionable, as it assumes identical chemical pathways for both molecules from the ISM to the PSN and neglects the potential effects of radial mixing on their pure condensates.

The project leading to this publication has received funding from the Excellence Initiative of Aix-Marseille Université–A*Midex, a French “Investissements d’Avenir program” AMX-21-IET-018. This research holds as part of the project FACOM (ANR-22-CE49-0005-01_ACT) and has benefited from a funding provided by l’Agence Nationale de la Recherche (ANR) under the Generic Call for Proposals 2022. OM acknowledges funding from CNES.

REFERENCES

- Aguichine, A., Mousis, O., Devouard, B., & Ronnet, T. 2020, *ApJ*, 901, 97, doi: [10.3847/1538-4357/abaf47](https://doi.org/10.3847/1538-4357/abaf47)
- Altwegg, K., Balsiger, H., Bar-Nun, A., et al. 2015, *Science*, 347, 1261952, doi: [10.1126/science.1261952](https://doi.org/10.1126/science.1261952)
- Atreya, S. K., Adams, E. Y., Niemann, H. B., et al. 2006, *Planet. Space Sci.*, 54, 1177, doi: [10.1016/j.pss.2006.05.028](https://doi.org/10.1016/j.pss.2006.05.028)
- Bell, K. R., & Lin, D. N. C. 1994, *The Astrophysical Journal*, 427, 987, doi: [10.1086/174206](https://doi.org/10.1086/174206)
- Bockelée-Morvan, D., Gautier, D., Hersant, F., Huré, J. M., & Robert, F. 2002, *A&A*, 384, 1107, doi: [10.1051/0004-6361:20020086](https://doi.org/10.1051/0004-6361:20020086)
- Bonev, B. P., Mumma, M. J., Gibb, E. L., et al. 2009, *ApJ*, 699, 1563, doi: [10.1088/0004-637X/699/2/1563](https://doi.org/10.1088/0004-637X/699/2/1563)
- Brownlee, D. 2014, *Annual Review of Earth and Planetary Sciences*, 42, 179, doi: [10.1146/annurev-earth-050212-124203](https://doi.org/10.1146/annurev-earth-050212-124203)
- Cassen, P., & Chick, K. M. 1997, in *American Institute of Physics Conference Series*, Vol. 402, *Astrophysical implications of the laboratory study of presolar materials*, ed. T. J. Bernatowicz & E. Zinner (AIP), 697–719, doi: [10.1063/1.53324](https://doi.org/10.1063/1.53324)
- Ceccarelli, C., Caselli, P., Bockelée-Morvan, D., et al. 2014, in *Protostars and Planets VI*, ed. H. Beuther, R. S. Klessen, C. P. Dullemond, & T. Henning, 859–882, doi: [10.2458/azu_uapress_9780816531240-ch037](https://doi.org/10.2458/azu_uapress_9780816531240-ch037)
- Clark, R. N., Brown, R. H., Cruikshank, D. P., & Swayze, G. A. 2019, *Icarus*, 321, 791, doi: [10.1016/j.icarus.2018.11.029](https://doi.org/10.1016/j.icarus.2018.11.029)
- Cleeves, L. I., Bergin, E. A., O’D. Alexander, C. M., et al. 2016, *ApJ*, 819, 13, doi: [10.3847/0004-637X/819/1/13](https://doi.org/10.3847/0004-637X/819/1/13)
- Deloule, E. 1997, *Meteoritics and Planetary Science Supplement*, 32, A34
- Deloule, E., Robert, F., & Doukhan, J. C. 1998, *GeoCoA*, 62, 3367, doi: [10.1016/S0016-7037\(98\)00232-4](https://doi.org/10.1016/S0016-7037(98)00232-4)
- Desch, S. J., Estrada, P. R., Kalyaan, A., & Cuzzi, J. N. 2017, *ApJ*, 840, 86, doi: [10.3847/1538-4357/aa6bfb](https://doi.org/10.3847/1538-4357/aa6bfb)
- Drażkowska, J., & Alibert, Y. 2017, *A&A*, 608, A92, doi: [10.1051/0004-6361/201731491](https://doi.org/10.1051/0004-6361/201731491)
- Drouart, A., Dubrulle, B., Gautier, D., & Robert, F. 1999, *Icarus*, 140, 129, doi: [10.1006/icar.1999.6137](https://doi.org/10.1006/icar.1999.6137)
- Dubrulle, B., & Frisch, U. 1991, *PhRvA*, 43, 5355, doi: [10.1103/PhysRevA.43.5355](https://doi.org/10.1103/PhysRevA.43.5355)
- Gibb, E. L., Bonev, B. P., Villanueva, G., et al. 2012, *ApJ*, 750, 102, doi: [10.1088/0004-637X/750/2/102](https://doi.org/10.1088/0004-637X/750/2/102)
- Glein, C. R., & Waite, J. H. 2018, *Icarus*, 313, 79, doi: [10.1016/j.icarus.2018.05.007](https://doi.org/10.1016/j.icarus.2018.05.007)
- Glein, C. R., Grundy, W. M., Lunine, J. I., et al. 2024, *Icarus*, 412, 115999, doi: [10.1016/j.icarus.2024.115999](https://doi.org/10.1016/j.icarus.2024.115999)
- Grundy, W. M., Wong, I., Glein, C. R., et al. 2024, *Icarus*, 411, 115923, doi: [10.1016/j.icarus.2023.115923](https://doi.org/10.1016/j.icarus.2023.115923)
- Gullbring, E., Hartmann, L., Briceno, C., & Calvet, N. 1998, *The Astrophysical Journal*, 492, 323–341, doi: [10.1086/305032](https://doi.org/10.1086/305032)
- Hallis, L. J. 2017, *Philosophical Transactions of the Royal Society of London Series A*, 375, 20150390, doi: [10.1098/rsta.2015.0390](https://doi.org/10.1098/rsta.2015.0390)
- Hartmann, L., Calvet, N., Gullbring, E., & D’Alessio, P. 1998, *ApJ*, 495, 385, doi: [10.1086/305277](https://doi.org/10.1086/305277)
- Hueso, R., & Guillot, T. 2005, *A&A*, 442, 703, doi: [10.1051/0004-6361:20041905](https://doi.org/10.1051/0004-6361:20041905)

- Johansen, A., Mac Low, M.-M., Lacerda, P., & Bizzarro, M. 2015, *Science Advances*, 1, 1500109, doi: [10.1126/sciadv.1500109](https://doi.org/10.1126/sciadv.1500109)
- Kawakita, H., Watanabe, J.-i., Furusho, R., Fuse, T., & Boice, D. C. 2005, *ApJL*, 623, L49, doi: [10.1086/429872](https://doi.org/10.1086/429872)
- Kislitsyn, P. A., Balashev, S. A., Murphy, M. T., et al. 2024, *MNRAS*, 528, 4068, doi: [10.1093/mnras/stae248](https://doi.org/10.1093/mnras/stae248)
- Kiss, C., Müller, T. G., Farkas-Takács, A., et al. 2024, *ApJL*, 976, L9, doi: [10.3847/2041-8213/ad8dcb](https://doi.org/10.3847/2041-8213/ad8dcb)
- Lécluse, C., & Robert, F. 1994, *GeoCoA*, 58, 2927, doi: [10.1016/0016-7037\(94\)90126-0](https://doi.org/10.1016/0016-7037(94)90126-0)
- Lécluse, C., Robert, F., Gautier, D., & Guiraud, M. 1996, *Planet. Space Sci.*, 44, 1579, doi: [10.1016/S0032-0633\(96\)00070-0](https://doi.org/10.1016/S0032-0633(96)00070-0)
- Lenz, C. T., Klahr, H., Birnstiel, T., Kretke, K., & Stammer, S. 2020, *A&A*, 640, A61, doi: [10.1051/0004-6361/202037878](https://doi.org/10.1051/0004-6361/202037878)
- Lodders, K. 2019, arXiv e-prints, arXiv:1912.00844, doi: [10.48550/arXiv.1912.00844](https://doi.org/10.48550/arXiv.1912.00844)
- Lynden-Bell, D., & Pringle, J. E. 1974, *MNRAS*, 168, 603, doi: [10.1093/mnras/168.3.603](https://doi.org/10.1093/mnras/168.3.603)
- Mandt, K. E., Lustig-Yaeger, J., Luspay-Kuti, A., et al. 2024, *Science Advances*, 10, doi: [10.1126/sciadv.adp219](https://doi.org/10.1126/sciadv.adp219)
- Miller, K. E., Glein, C. R., & Waite, Jr., J. H. 2019, *ApJ*, 871, 59, doi: [10.3847/1538-4357/aaf561](https://doi.org/10.3847/1538-4357/aaf561)
- Mousis, O., Aguichine, A., Bouquet, A., et al. 2021, *PSJ*, 2, 72, doi: [10.3847/PSJ/abeaa7](https://doi.org/10.3847/PSJ/abeaa7)
- Mousis, O., Gautier, D., & Bockelée-Morvan, D. 2002a, *Icarus*, 156, 162, doi: [10.1006/icar.2001.6782](https://doi.org/10.1006/icar.2001.6782)
- Mousis, O., Gautier, D., Bockelée-Morvan, D., et al. 2000, *Icarus*, 148, 513, doi: [10.1006/icar.2000.6499](https://doi.org/10.1006/icar.2000.6499)
- Mousis, O., Gautier, D., & Coustenis, A. 2002b, *Icarus*, 159, 156, doi: [10.1006/icar.2002.6930](https://doi.org/10.1006/icar.2002.6930)
- Mousis, O., Lunine, J. I., Pasek, M., et al. 2009a, *Icarus*, 204, 749, doi: [10.1016/j.icarus.2009.07.040](https://doi.org/10.1016/j.icarus.2009.07.040)
- Mousis, O., Lunine, J. I., Waite, J. H., et al. 2009b, *ApJL*, 701, L39, doi: [10.1088/0004-637X/701/1/L39](https://doi.org/10.1088/0004-637X/701/1/L39)
- Mousis, O., Petit, J. M., Wurm, G., et al. 2007, *A&A*, 466, L9, doi: [10.1051/0004-6361:20077170](https://doi.org/10.1051/0004-6361:20077170)
- Mousis, O., Lunine, J. I., Thomas, C., et al. 2009c, *ApJ*, 691, 1780, doi: [10.1088/0004-637X/691/2/1780](https://doi.org/10.1088/0004-637X/691/2/1780)
- Mousis, O., Schneeberger, A., Cavalié, T., et al. 2024, *PSJ*, 5, 173, doi: [10.3847/PSJ/ad58d8](https://doi.org/10.3847/PSJ/ad58d8)
- Müller, D. R., Altwegg, K., Berthelier, J. J., et al. 2022, *A&A*, 662, A69, doi: [10.1051/0004-6361/202142922](https://doi.org/10.1051/0004-6361/202142922)
- Nesvorný, D. 2018, *ARA&A*, 56, 137, doi: [10.1146/annurev-astro-081817-052028](https://doi.org/10.1146/annurev-astro-081817-052028)
- Nimmo, F., & Brown, M. E. 2023, *Science Advances*, 9, eadi9201, doi: [10.1126/sciadv.adi9201](https://doi.org/10.1126/sciadv.adi9201)
- Nixon, C. A., Temelso, B., Vinatier, S., et al. 2012, *ApJ*, 749, 159, doi: [10.1088/0004-637X/749/2/159](https://doi.org/10.1088/0004-637X/749/2/159)
- Ohno, K., & Ueda, T. 2021, *A&A*, 651, L2, doi: [10.1051/0004-6361/202141169](https://doi.org/10.1051/0004-6361/202141169)
- Piani, L., Marrocchi, Y., Vacher, L. G., Yurimoto, H., & Bizzarro, M. 2021, *Earth and Planetary Science Letters*, 567, 117008, doi: [10.1016/j.epsl.2021.117008](https://doi.org/10.1016/j.epsl.2021.117008)
- Richet, P., Bottinga, Y., & Janoy, M. 1977, *Annual Review of Earth and Planetary Sciences*, 5, 65, doi: [10.1146/annurev.ea.05.050177.000433](https://doi.org/10.1146/annurev.ea.05.050177.000433)
- Roueff, E., Lis, D. C., van der Tak, F. F. S., Gerin, M., & Goldsmith, P. F. 2005, *A&A*, 438, 585, doi: [10.1051/0004-6361:20052724](https://doi.org/10.1051/0004-6361:20052724)
- Sakai, N., Shirley, Y. L., Sakai, T., et al. 2012, *ApJL*, 758, L4, doi: [10.1088/2041-8205/758/1/L4](https://doi.org/10.1088/2041-8205/758/1/L4)
- Schneeberger, A., Mousis, O., Aguichine, A., & Lunine, J. I. 2023, *A&A*, 670, A28, doi: [10.1051/0004-6361/202244670](https://doi.org/10.1051/0004-6361/202244670)
- Shakura, N. I., & Sunyaev, R. A. 1973, *A&A*, 24, 337
- Tsiganis, K., Gomes, R., Morbidelli, A., & Levison, H. F. 2005, *Nature*, 435, 459, doi: [10.1038/nature03539](https://doi.org/10.1038/nature03539)
- Waite, Jr., J. H., Lewis, W. S., Magee, B. A., et al. 2009, *Nature*, 460, 487, doi: [10.1038/nature08153](https://doi.org/10.1038/nature08153)