

Effect of Gd and Co content on electrochemical and electronic properties of $\text{La}_{1.5}\text{Mg}_{0.5}\text{Ni}_7$ alloys: a combined experimental and first-principles study

Mirosław Werwiński*, Andrzej Szajek, Agnieszka Marczyńska, Lesław Smardz

*Institute of Molecular Physics, Polish Academy of Sciences,
M. Smoluchowskiego 17, 60-179 Poznań, Poland*

Marek Nowak, Mieczysław Jurczyk

*Institute of Materials Science and Engineering, Poznań University of Technology,
Jana Pawła II No. 24, 61-138 Poznań, Poland*

arXiv:2503.14972v1 [cond-mat.mtrl-sci] 19 Mar 2025

Abstract

In this work we investigate the effect of Gd and Co substitutions on the electrochemical and electronic properties of $\text{La}_{1.5}\text{Mg}_{0.5}\text{Ni}_7$ alloy. Two series of $\text{La}_{1.5-x}\text{Gd}_x\text{Mg}_{0.5}\text{Ni}_7$ ($x = 0.0, 0.25, 1.0$) and $\text{La}_{1.5}\text{Mg}_{0.5}\text{Ni}_{7-y}\text{Co}_y$ ($y = 0.0, 0.5, 1.5$) alloys are produced using mechanical alloying technique. The X-ray diffraction indicates multi-phase character of the samples with majority of hexagonal Ce_2Ni_7 -type and rhombohedral Gd_2Co_7 -type structures of $(\text{La},\text{Mg})_2\text{Ni}_7$ phase. Partial substitutions of La by Gd or Ni by Co in $\text{La}_{1.5}\text{Mg}_{0.5}\text{Ni}_7$ phase result in increase of cycle stability of the metal hydride (MH_x) electrodes. All considered alloys reach the maximum discharge capacity after three charging-discharging cycles. Two optimal compositions, in respect of electrochemical properties, are subsequently investigated by the X-ray photoelectron spectroscopy (XPS). The experimental analysis of the valence band is further extended by the density functional theory (DFT) calculations. We also discuss the effects of alloying and site preference of dopants on the position of the van Hove-type singularity as observed in the electronic densities of states (DOS) in proximity of the Fermi level.

Keywords: Metal hydrides, Mechanical alloying, XPS, DFT, La-Mg-Ni alloys

1. Introduction

The next generation of electrode materials for nickel-metal hydride (Ni-MH_x) batteries are the $(\text{La},\text{Mg})_2\text{Ni}_7$ -type hydrogen storage alloys [1–4]. It has been found that the limited cycle stability of the AB_2 -type and AB_5 -type materials could be compensated in the A_2B_7 -type alloys [4]. It has been shown that substitution of La with other rare-earth element [4–9] and Ni with alternative $3d$ element [10–12] also modifies the electrochemical performance of the A_2B_7 materials. However, a cycling stability and high-rate discharge capacity, especially for high discharging rates and material and processing costs, still need improvements to satisfy increasing demands of the market [13, 14].

The most common phases of the multi-phase La-Mg-Ni-based alloys are $(\text{La},\text{Mg})\text{Ni}_3$, $(\text{La},\text{Mg})_2\text{Ni}_7$ and $(\text{La},\text{Mg})_5\text{Ni}_{19}$ [15, 16]. They are all composed of $[\text{A}_2\text{B}_4]$ and $[\text{AB}_5]$ subunits stacked alternatively along the c axis and forming superlattice structures [17]. Studies on the electrochemical performance of the A_2B_7 -type single-phase $\text{La}_{1.5}\text{Mg}_{0.5}\text{Ni}_7$ alloy have revealed that both the

$(\text{La},\text{Mg})_5\text{Ni}_{19}$ and the LaNi_5 phases have catalytic effects on the fast discharge of the alloy [7]. A partial replacement of La by the rare earth (RE) atoms and Ni by Co or Al can affect the crystal structure of the A_2B_7 alloys. Nd and Co doped alloys can be applied as negative electrodes in Ni-MH_x batteries, which are characterized by improved cyclic durability [8, 18]. By adjusting the RE concentration in the $(\text{RE-Mg})_2\text{Ni}_7$ alloys it is possible to enhance the electrochemical hydrogen storage properties of the alloy electrodes. For $\text{La}_{0.8}\text{Gd}_x\text{Mg}_{0.2}\text{Ni}_{3.15}\text{Co}_{0.25}\text{Al}_{0.1}$ alloys (x from 0.0 to 0.4) it has been shown that Gd substitution significantly affects the phase composition of the alloys [16]. Additionally, the partial substitution of Ni by Co atoms in the A_2B_7 alloy have also resulted in improving the electrochemical discharge capacity [19]. An addition of Co atoms to AB_5 alloys reduces its volume expansion caused by hydriding, which in turn reduces the pulverization and corrosion of the alloys [20, 21]. Lately, it has been shown that the Pr, Nd and Co-free A_2B_7 -type, $\text{La}_{13.9}\text{Sm}_{24.7}\text{Mg}_{1.5}\text{Ni}_{58}\text{Al}_{1.7}\text{Zr}_{0.14}\text{Ag}_{0.07}$ alloy exhibits excellent hydrogen-storage and electrochemical performance. The high rate discharge abilities were 97%, 86% and 78% at discharge current densities of 330, 970 and 1600 mAh/g, respectively [22]. The improvement of hydrogenation properties of the $(\text{La},\text{Mg})_2\text{Ni}_7$ system may be

*Corresponding author

Email address: werwinski@ifmpan.poznan.pl (Mirosław Werwiński)

achieved by encapsulation of material particles with thin amorphous nickel coating [23]. The magnetron sputtering of $\text{La}_{1.5}\text{Mg}_{0.5}\text{Ni}_7$ particles with 0.29 μm thick Ni film appeared to have been efficient enough to inhibit corrosion degradation.

Recently, also the effect of Mg substitution on the electrochemical and electronic properties of $\text{La}_{2-x}\text{Mg}_x\text{Ni}_7$ materials has been investigated [24, 25]. The X-ray diffraction measurements have indicated a multiphase character of the samples with majority of $(\text{La},\text{Mg})_2\text{Ni}_7$ phases in hexagonal Ce_2Ni_7 -type and rhombohedral Gd_2Co_7 -type structures. Electrochemical measurements have shown that the maximum discharge capacity (C_{max}) increases with Mg concentration and reaches the highest value for the Mg concentration x equal to 0.5. Furthermore, the valence band of the nanocrystalline $\text{La}_{1.5}\text{Mg}_{0.5}\text{Ni}_7$ sample has been investigated by X-ray photoelectron spectroscopy (XPS) and from density functional theory (DFT) [25]. The valence band of isostructural hexagonal La_2Co_7 compound has been investigated already by DFT [26]. A systematic DFT study of every ordered configuration of $(\text{La},\text{Mg})_2\text{Ni}_7$ and several other La-Mg-Ni systems has been presented by Crivello *et al.* [27]. The authors have concluded that the stability of the $(\text{La},\text{Mg})_2\text{Ni}_7$ system decreases with Mg substitution. Crivello *et al.* have also presented a DFT study on the distribution of hydrogen in the La_2Ni_7 , Mg_2Ni_7 and $\text{La}_{1.5}\text{Mg}_{0.5}\text{Ni}_7$ hosts [28].

An effective method of synthesis of the hydrogen storage materials with reduced crystallite sizes is mechanical alloying (MA) [29]. Recent studies suggest that MA technique can improve the kinetics of hydrogen absorption and desorption of the synthesized alloys. This change comes from the large specific surface areas and from short hydrogen diffusion distances in the MA samples [15]. In this work we apply the MA technique with subsequent annealing in the argon atmosphere to produce the $\text{La}_{1.5-x}\text{Gd}_x\text{Mg}_{0.5}\text{Ni}_7$ ($x = 0.0, 0.25, 1.0$) and $\text{La}_{1.5}\text{Mg}_{0.5}\text{Ni}_{7-y}\text{Co}_y$ ($y = 0.0, 0.5, 1.5$) alloys. Subsequently, we investigate the influence of the substitutions on electrochemical and electronic properties of $(\text{La},\text{Mg})_2\text{Ni}_7$ -type materials. With X-ray photoelectron spectroscopy and DFT calculations we study the valence band of the selected optimal compositions. In our theoretical analysis we put special emphasis on narrow energy region in the vicinity of the Fermi level.

2. Experimental and computational details

This section covers details of preparation of $\text{La}_{1.5-x}\text{Gd}_x\text{Mg}_{0.5}\text{Ni}_7$ and $\text{La}_{1.5}\text{Mg}_{0.5}\text{Ni}_{7-y}\text{Co}_y$ samples, the basic informations on the applied characterization techniques: X-ray diffraction (XRD), X-ray photoelectron spectroscopy (XPS) and electrochemical measurements and the computational parameters for the density functional theory (DFT) calculations.

2.1. Materials preparation

La and Gd powders – grated from rods (Alfa Aesar, 99.9%), Mg powder (Alfa Aesar, 45 μm , 99.8%), Co powder (Aldrich, 1.6 μm , 99.8%) and Ni powder (Aldrich, 5 μm , 99.99%) were used to synthesize the $\text{La}_{1.5-x}\text{Gd}_x\text{Mg}_{0.5}\text{Ni}_7$ ($x = 0.0, 0.25, 1.0$) and $\text{La}_{1.5}\text{Mg}_{0.5}\text{Ni}_{7-y}\text{Co}_y$ ($y = 0.0, 0.5, 1.5$) alloy powders. The considered compositions were prepared by 48 h of mechanical alloying in the argon atmosphere and by subsequent annealing. The ratio of the weight of hard steel balls to the weight of powder was 4.2:1. Gd substituted alloys were annealed at 1123 K and Co substituted alloys at 973 K for 0.5 h in high purity argon atmosphere.

2.2. Structural characterization and electrochemical measurements

The crystallographic structure of samples was studied at room temperature using Panalytical Empyrean XRD with $\text{Cu K}\alpha_1$ ($\lambda = 1.54056 \text{ \AA}$) radiation. A scanning electron microscope (SEM, VEGA 5135 Tescan) with energy dispersive spectrometer (EDS, PTG Prison Avalon) was used to characterize the chemical compositions of the obtained powdered materials.

The electrochemical studies were performed at room temperature in a tri-electrode open cell. Electrodes were produced by cold pressing of a mixture of 0.4 g alloy with 0.04 g carbonyl nickel powders into a pellet of 8 mm diameter. The counter and reference electrodes were $\text{Ni}(\text{OH})_2/\text{NiOOH}$ and Hg/HgO , respectively. As electrolyte was used 6 M KOH. Tested electrodes were charged and discharged at a current of 40 mA g^{-1} . A cut-off voltage was -0.7 V *versus* a Hg/HgO reference electrode. An extended description of the electrochemical studies has been presented in our previous work [24]. The cycle stability of the materials was evaluated by the capacity retaining rate after the n^{th} cycle: $(C_n/C_{\text{max}}) \times 100\%$, where C_n is discharge capacity at n^{th} cycle and C_{max} is discharge capacity maximum.

2.3. XPS measurements

The XPS spectra measurements were performed at room temperature using the SPECS EA 10 PLUS energy spectrometer with $\text{Al-K}\alpha$ radiation of 1486.6 eV. The step size in the XPS valence band measurements was set to 0.05 eV. The energy spectra were analyzed with a hemispherical analyzer with full width at half maximum $\text{FWHM}_{\text{Mg-K}\alpha}$ equal to 0.8 eV for $\text{Ag } 3d_{5/2}$. The calibration was performed based on the procedure given by Baer *et al.* [30]. The $\text{Au } 4f_{7/2}$ peak was positioned at 84.0 eV and the Fermi level at 0 eV. The SPECS ion gun etching system was used to remove the surface layers ($\sim 10 \text{ nm}$) of the studied bulk nanocrystalline samples. Etching was performed with a beam of Ar^+ ions of energy 3 keV and inclined to the sample surface at 45° . The measurements have been preceded by the backing procedures of the analysis chamber ($T = 440 \text{ K}$) which made

it possible to achieve a base vacuum of 4×10^{-11} mbar. More details of the XPS measurements can be found in our previous work [31].

2.4. Density functional theory calculations

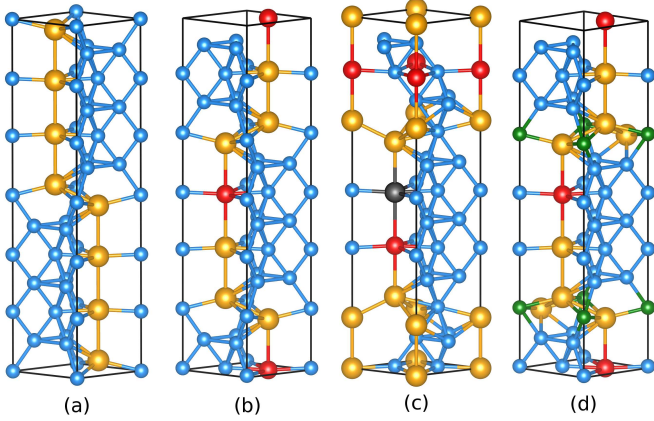


Figure 1: The crystal structures of (a) La_2Ni_7 ; (b) $\text{La}_{1.5}\text{Mg}_{0.5}\text{Ni}_7$; (c) $\text{La}_{1.25}\text{Gd}_{0.25}\text{Mg}_{0.5}\text{Ni}_7$ and (d) $\text{La}_{1.5}\text{Mg}_{0.5}\text{Ni}_{6.5}\text{Co}_{0.5}$. All ordered compound models are considered in Ce_2Ni_7 -type structure. The different elements are denoted by different colors as follows: La – yellow, Ni – blue, Mg – red, Gd – black and Co – green.

We performed three sets of calculations with different approaches to model chemical disorder. The electronic band structure calculations of La_2Ni_7 , $\text{La}_{1.5}\text{Mg}_{0.5}\text{Ni}_7$, $\text{La}_{1.25}\text{Gd}_{0.25}\text{Mg}_{0.5}\text{Ni}_7$ and $\text{La}_{1.5}\text{Mg}_{0.5}\text{Ni}_{6.5}\text{Co}_{0.5}$ compositions were carried out by using the full-potential local-orbital minimum-basis scheme (FPLO18.00-52) [32]. These calculations were performed in the scalar relativistic approach within the generalized gradient approximation (GGA) of the exchange-correlation potential in the form of Perdew-Burke-Ernzerhof (PBE) [33]. We used $20 \times 20 \times 5$ \mathbf{k} -mesh and energy convergence criterion 10^{-8} Ha (2.72×10^{-7} eV). To simulate the chemical disorder we used primarily the so-called ordered compound method. We started with a model of La_2Ni_7 unit cell composed of four formula units ($\text{La}_8\text{Ni}_{28}$). In order to prepare the compositions corresponding to the experimental ones, within a single unit cell we substituted La by Mg, La by Gd, and Ni by Co atoms. Figure 1 presents the considered models as, visualized using the VESTA computer code [34]. For simplicity, we considered only the hexagonal Ce_2Ni_7 -type structure and neglected the rhombohedral Gd_2Co_7 -type structure. The crystallographic parameters of La_2Ni_7 in Ce_2Ni_7 -type structure used for calculations are collected in Table 1. For the ordered compound models with Mg, Gd and Co we used the appropriate lattice parameters from our measurements, see Table 2. Although the hexagonal La_2Ni_7 phase undergoes the antiferromagnetic transition at $T_N = 51$ K [36], we considered only non-magnetic models as consistent with a magnetic state of the samples in room temperature. However, based on our experience with modeling of Gd alloying [37], we made

Table 1: Crystallographic parameters of La_2Ni_7 in Ce_2Ni_7 -type structure reproduced after Levin *et al.* [35]. Lattice parameters $a = 5.0577$, $c = 24.7336$ Å, space group $P6_3/mmc$.

atom	site	x	y	z
La_1	$4f$	$1/3$	$2/3$	0.03013
La_2	$4f$	$1/3$	$2/3$	0.17422
Ni_1	$2a$	0	0	0
Ni_2	$4e$	0	0	0.16898
Ni_3	$4f$	$1/3$	$2/3$	0.83616
Ni_4	$6h$	0.8341	0.6682	$1/4$
Ni_5	$12k$	0.8350	0.6700	0.08806

an exception for $\text{La}_{1.25}\text{Gd}_{0.25}\text{Mg}_{0.5}\text{Ni}_7$ system and simulated it as spin polarized.

The second method we used to simulate alloying was the virtual crystal approximation (VCA) [38]. The idea behind the VCA is to simulate a random homogeneous on-site occupation of two atom types by a single (virtual) atom with an averaged atomic number. The application of the VCA is, however, limited to the pairs of elements which atomic number differs by one. In the considered case of $\text{La}_{1.5}\text{Mg}_{0.5}\text{Ni}_{7-y}\text{Cu}_y$, in which the Cu/Ni alloying is described by the VCA, the atomic number of virtual Cu/Ni atom equals $Z_{\text{VCA}} = (1 - y)Z_{\text{Ni}} + yZ_{\text{Cu}}$.

Third and last method used to model chemical disorder was the coherent potential approximation (CPA) [39]. The CPA calculations, performed with the FPLO5.00 code [40, 41], were intended to find the site preference of Co dopants in the example phase of $\text{La}_{1.5}\text{Mg}_{0.5}\text{Ni}_{6.5}\text{Co}_{0.5}$ (Gd_2Co_7 -type). In contrast to the other presented results, the CPA calculations are performed with the Perdew and Wang form of the exchange-correlation potential [42] and $6 \times 6 \times 6$ \mathbf{k} -mesh (limited by the complexity of the task).

The theoretical X-ray photoelectron spectra were obtained from the calculated densities of electronic states (DOS) convoluted by Gaussian with a half-width δ and scaled using the proper atomic subshell photoionization cross-sections [31, 43, 44]. The purpose of the Gaussian convolution was to mimic an experimental resolution, a lifetime of the hole states and the thermal effects. The value of δ equal to 0.5 eV was selected to be close to the instrumental value of spectrometer used to take the measurements.

3. Results and discussion

In this section we present the results and discussion of structural and electrochemical measurements, XPS valence band characterization and first-principles calculations.

3.1. Crystallographic structure and phase composition

The $\text{La}_{1.5-x}\text{Gd}_x\text{Mg}_{0.5}\text{Ni}_7$ ($x = 0.0, 0.25, 1.0$) and $\text{La}_{1.5}\text{Mg}_{0.5}\text{Ni}_{7-y}\text{Co}_y$ ($y = 0.0, 0.5, 1.5$) alloys are produced by the MA and annealing process. Figures 2 (a)–

Table 2: Lattice parameters of A_2B_7 phase, phase abundance, theoretical capacity (C_{th}), maximum discharge capacity (C_{max}), discharge capacity at 30 and 50 cycles (C_{30} , C_{50}) and C_{50}/C_{max} ratio for the considered alloys.

Composition	Lattice parameters		Phase abundance (wt%)			C_{th} (mAh/g)	C_{max} (mAh/g)	C_{30} (mAh/g)	C_{50} (mAh/g)	C_{50}/C_{max} (%)
	a (Å)	c (Å)	A_2B_7	AB_5	La_2O_3					
$La_{1.5}Mg_{0.5}Ni_7$	5.04	24.20	88.9	8.0	3.1	535	304	204	167	55
$La_{1.25}Gd_{0.25}Mg_{0.5}Ni_7$	5.01	24.14	91.6	6.4	2.0	531	303	218	195	64
$La_{0.5}Gd_{1.0}Mg_{0.5}Ni_7$	4.97	24.07	70.9	29.1	0.0	520	68	65	65	96
$La_{1.5}Mg_{0.5}Ni_{6.5}Co_{0.5}$	5.05	24.15	96.8	0.8	2.4	533	299	238	213	71
$La_{1.5}Mg_{0.5}Ni_{5.5}Co_{1.5}$	5.04	24.20	95.8	0.9	3.3	529	307	236	199	65

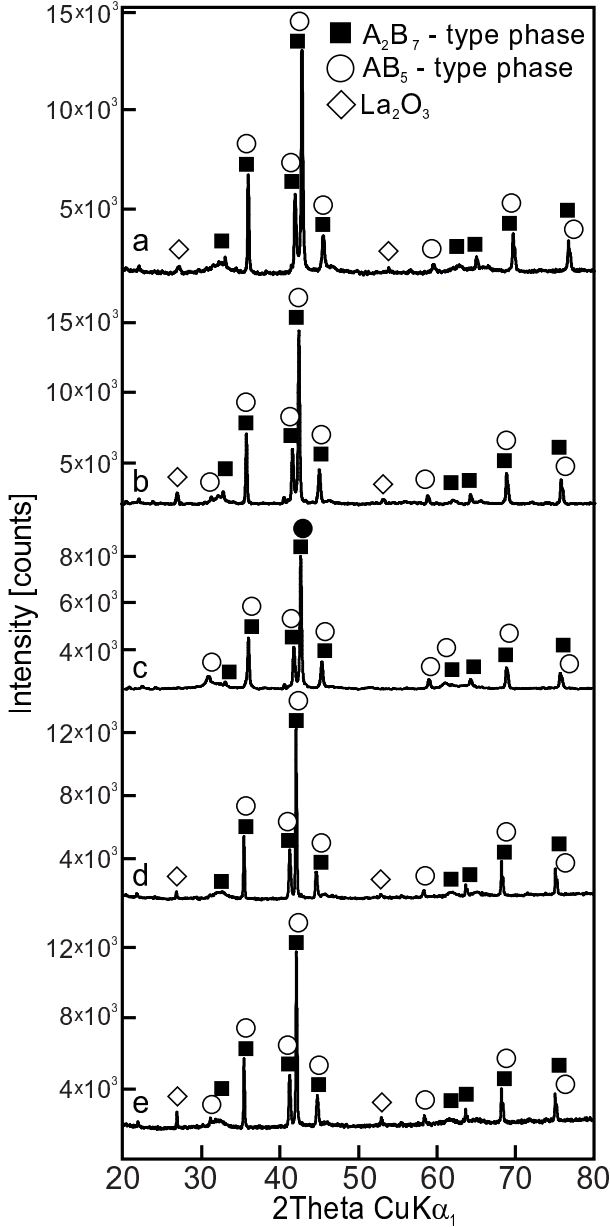


Figure 2: The X-ray diffraction patterns of alloys obtained by 48 h of mechanical alloying process and subsequent heat treatment. (a) $La_{1.5}Mg_{0.5}Ni_7$, (b) $La_{1.25}Gd_{0.25}Mg_{0.5}Ni_7$, (c) $La_{0.5}Gd_{1.0}Mg_{0.5}Ni_7$, (d) $La_{1.5}Mg_{0.5}Ni_{6.5}Co_{0.5}$ and (e) $La_{1.5}Mg_{0.5}Ni_{5.5}Co_{1.5}$.

(c) present the XRD spectra of the $La_{1.5-x}Gd_xMg_{0.5}Ni_7$ ($x = 0.0, 0.25, 1.0$) alloys after 48 h of MA and additional heat treatment at 1123 K for 0.5 h in the argon atmosphere. The XRD measurements reveal a multi-phase character of the considered alloys. The mass fractions of the phases in the $La_{1.5-x}Gd_xMg_{0.5}Ni_7$ and $La_{1.5}Mg_{0.5}Ni_{7-x}Co_x$ MA and annealed alloys were established by the Rietveld refinement of the XRD data in a 2θ range of 20° – 80° , see Table 2. The alloys are composed of the La_2Ni_7 -type phase (Ce_2Ni_7 -type hexagonal structure (space group $P6_3/mmc$) and the Gd_2Co_7 -type rhombohedral structure (s.g. $R3m$)), the $CaCu_5$ -type phase (s.g. $P6/mmm$) and the La_2O_3 phase (s.g. $P3m1$). The content of the A_2B_7 -type phase is the highest for $x = 0.25$ and equal to 91.6 wt%. It decreases to 70.9 wt% for $x = 1.0$ and further decreases to 60.0 wt% for $x = 1.5$, see Table 2 and Ref. [45]. It has been shown that the La-Mg-Ni based alloys produced by inductive melting or arc melting have similar phase compositions [46, 47].

Figures 2 (d) and (e) show the XRD patterns of $La_{1.5}Mg_{0.5}Ni_{7-y}Co_y$ alloys ($y = 0.5, 1.5$) after 48 h of MA and additional heat treatment at 973 K for 0.5 h in argon atmosphere. All of the synthesized alloys are composed of the main La_2Ni_7 phase (Ce_2Ni_7 -type hexagonal structure (s.g. $P6_3/mmc$) and the Gd_2Co_7 -type rhombohedral structure (s.g. $R3m$)) and a minor $CaCu_5$ -type phase (s.g. $P6/mmm$). Moreover, a small content of La_2O_3 phase is observed, see Table 2. The abundance of the A_2B_7 -type phase increases from 88.9 wt% for $La_{1.5}Mg_{0.5}Ni_7$ alloy to 96.8 wt% for $La_{1.5}Mg_{0.5}Ni_{6.5}Co_{0.5}$. The substitution of Co for Ni efficiently prevents the formation of the $LaNi_5$ -type phase. Previously, a similar tendency has been observed for other Co-substituted La_2Ni_7 -type alloys [19–21, 48]. However, it has been shown that a coexistence of the La_2Ni_7 phase with the $LaNi_5$ phase increases the electrode stability [49].

3.2. Electrochemical measurements

The results of electrochemical measurements of the $La_{1.5-x}Gd_xMg_{0.5}Ni_7$ ($x = 0.0, 0.25, 1.0$) and $La_{1.5}Mg_{0.5}Ni_{7-y}Co_y$ ($y = 0.0, 0.5, 1.5$) alloys are summarized in Figs. 3 and 4 and Table 2. All the considered electrodes display the maximum capacity (C_{max}) at the 3rd cycle. The highest observed values of discharging capacity (C_{max}) are 307 mAh/g for $La_{1.5}Mg_{0.5}Ni_{5.5}Co_{1.5}$

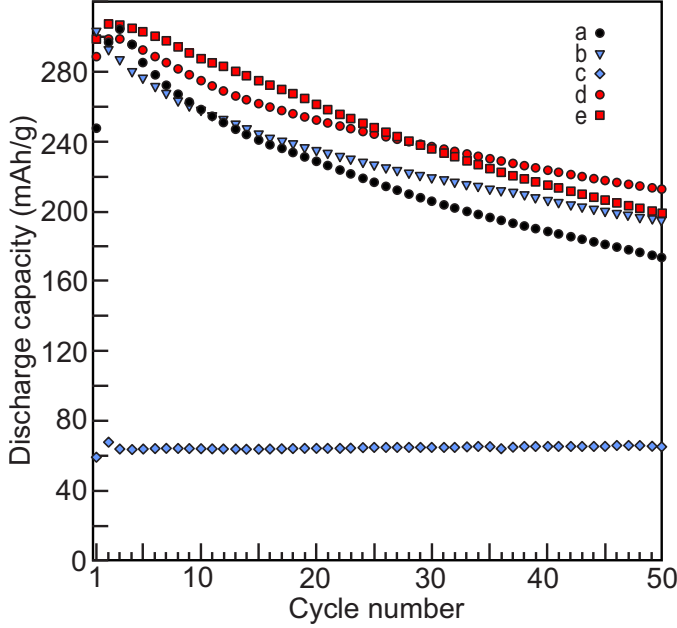


Figure 3: Discharge capacities of the alloys as a function of cycle number for (a) $\text{La}_{1.5}\text{Mg}_{0.5}\text{Ni}_7$, (b) $\text{La}_{1.25}\text{Gd}_{0.25}\text{Mg}_{0.5}\text{Ni}_7$, (c) $\text{La}_{0.5}\text{Gd}_{1.0}\text{Mg}_{0.5}\text{Ni}_7$, (d) $\text{La}_{1.5}\text{Mg}_{0.5}\text{Ni}_{6.5}\text{Co}_{0.5}$ and (e) $\text{La}_{1.5}\text{Mg}_{0.5}\text{Ni}_{5.5}\text{Co}_{1.5}$.

and 303 mAh/g for $\text{La}_{1.25}\text{Gd}_{0.25}\text{Mg}_{0.5}\text{Ni}_7$ alloy. Previously, for $\text{La}_{1.5}\text{Mg}_{0.5}\text{Ni}_{7-x}\text{Co}_x$ alloy electrodes (x ranging from 0 to 1.8) the much higher discharge capacities have been measured, in a range from 390 to 406 mAh/g [50]. For the considered A_2B_7 -type alloys we evaluate a theoretical capacity (C_{th}) in the same way as it has been done previously for LaNi_5 [51]. For La_2Ni_7 we use the maximum hydrogen capacity 1.4 H/M (hydrogen-to-metal atom ratio) as measured by Iwase *et al.* [52]. 1.4 H/M leads to a number of hydrogen atoms per formula unit equal to 12.6 ($\text{La}_2\text{Ni}_7\text{H}_{12.6}$). The same maximum hydrogen capacity we assume for other considered A_2B_7 -type alloys. An obtained theoretical capacity for pristine La_2Ni_7 is equal to 490 mAh/g and for all considered compositions with Mg, Gd, and Co the C_{th} is of about 530 mAh/g, see Table 2. The measured discharge capacity of all studied electrodes is degrading during the charge-discharge cycles. The mechanisms behind the degradation are: (a) partial oxidation of the electrode, (b) formation of stable hydride phases, (c) formation of the hydroxides surface layers ($\text{Mg}(\text{OH})_2$ and $\text{La}(\text{OH})_3$) hindering the diffusion of hydrogen into/or from the alloy, (d) expansion and contraction of the unit cell volumes during the hydrogenation and dehydrogenation processes leading to a pulverization of the alloy particles [53, 54].

It is well known that the cycle stability of the alloy is positively correlated with the capacity retention rate. It is observed that this rate of the Gd free alloys is markedly lower than that of the alloy containing Gd or Co. For example, after 50 cycles, the capacity retaining rate (R_{50})

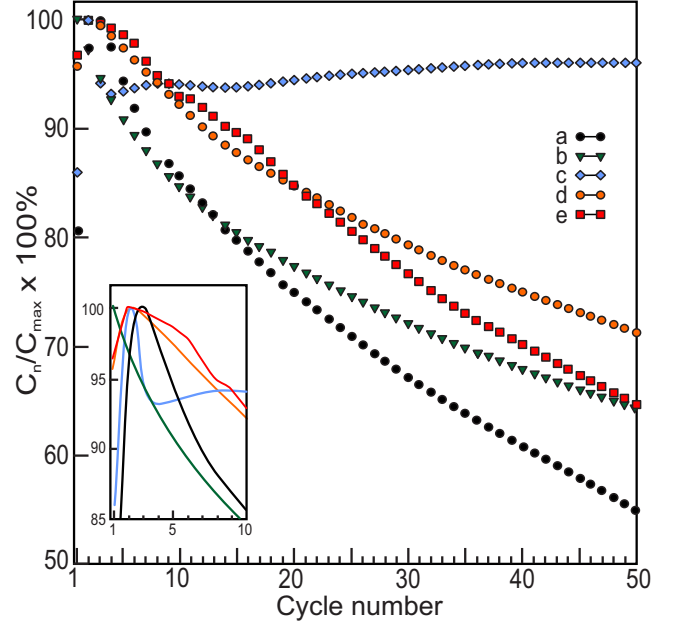


Figure 4: Cyclic stability of electrodes prepared with: (a) $\text{La}_{1.5}\text{Mg}_{0.5}\text{Ni}_7$, (b) $\text{La}_{1.25}\text{Gd}_{0.25}\text{Mg}_{0.5}\text{Ni}_7$, (c) $\text{La}_{0.5}\text{Gd}_{1.0}\text{Mg}_{0.5}\text{Ni}_7$, (d) $\text{La}_{1.5}\text{Mg}_{0.5}\text{Ni}_{6.5}\text{Co}_{0.5}$ and (e) $\text{La}_{1.5}\text{Mg}_{0.5}\text{Ni}_{5.5}\text{Co}_{1.5}$.

of the MA and annealed $\text{La}_{1.5-x}\text{Gd}_x\text{Mg}_{0.5}\text{Ni}_7$ alloys increase from 55%, to 64% and 95% for $x = 0, 0.25$ and 0.5 , respectively. In the case of the MA and annealed $\text{La}_{1.5}\text{Mg}_{0.5}\text{Ni}_{7-y}\text{Co}_y$ alloys the R_{50} changes from 55%, to 71% and 65% for $y = 0, 0.5$ and 1.5 , respectively. Phase composition is one of the most significant factors influencing the electrochemical performance of La-Mg-Ni-based alloys. For example, a high-Sm, Pr/Nd-free, and low-Co $\text{La}_{0.95}\text{Sm}_{0.66}\text{Mg}_{0.40}\text{Ni}_{6.25}\text{Al}_{0.42}\text{Co}_{0.32}$ alloy is reported as an A_2B_7 -type electrode for Ni-MH_x batteries [13]. This induction melted alloy is composed of La_2Ni_7 (96.3%) and LaNi_5 (3.7%) phases, and shows high discharge capacity and excellent cyclic properties. The discharge capacity can reach 311.8 mAh/g and 227.0 mAh/g at large discharge currents of 2C and 5C, respectively, and 80% of the capacity is retained after 239 cycles at 1C. The effects of plasma milling (PM) and graphene addition in $\text{La}_{11.3}\text{Mg}_{6.0}\text{Sm}_{7.4}\text{Ni}_{61.0}\text{Co}_{7.2}\text{Al}_{7.1}$ alloy electrodes on the electrochemical properties and kinetics have been studied [55]. XRD analysis showed that the material was composed of Sm_2Co_7 [56], LaNi_5 and a small amount of AlSm_3 . It has been found that the discharge capacity of this composite at high discharge current density is significantly improved after the addition of graphene followed by PM. At a rate of 5C, the discharge capacity of MH_x electrode after PM for only 10 min has increased from 172.2 mAh/g to 243.9 mAh/g, and has further increased to 263.8 mAh/g after addition of graphene. Moreover, the high-rate dischargeability and the exchange current density of the MH_x electrodes has increased. The recent progress on the application of dielectric barrier discharge

plasma assisted milling in preparation of the energy storage materials has been reviewed by Ouyang *et al.* [57].

The chemical substitution affects the kinetics of the hydrogen sorption reducing the same the time of the hydrogenation process [45]. Although the concentration and type of the considered substitutions do not affect substantially the maximum discharge capacities of our specimens, the alloying significantly improve the cyclic stability of the samples, see Figs. 3 and 4 and Table 2. The best capacity retaining rates after the 50th cycle are obtained for the $\text{La}_{0.5}\text{Gd}_{1.0}\text{Mg}_{0.5}\text{Ni}_7$ and $\text{La}_{1.5}\text{Mg}_{0.5}\text{Ni}_{6.5}\text{Co}_{0.5}$ electrodes.

3.3. XPS measurements

The XPS technique provides information on the electronic structure of the valence band. The valence band is affected by chemical composition and microstructure. Furthermore, the valence band contains information about phase composition, local chemical disorder, impurities and local deformations. The bulk nanocrystalline

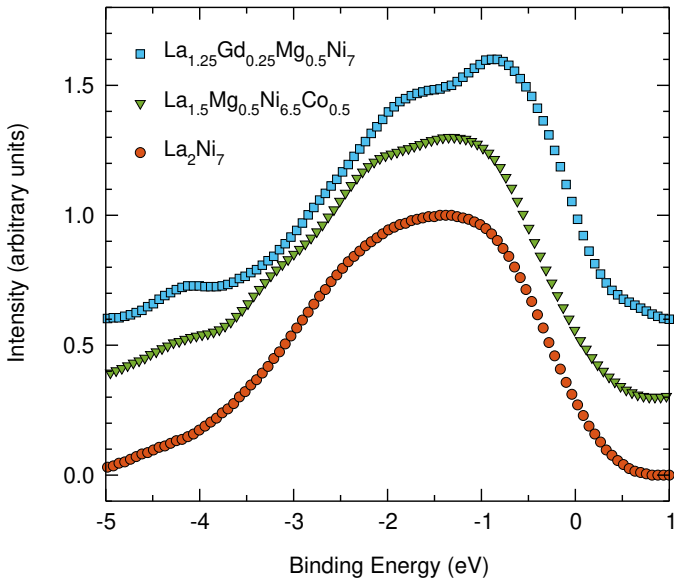


Figure 5: The experimental XPS valence band spectra ($\text{Al-K}\alpha$) of bulk nanocrystalline La_2Ni_7 -based alloys: La_2Ni_7 , $\text{La}_{1.25}\text{Gd}_{0.25}\text{Mg}_{0.5}\text{Ni}_7$, and $\text{La}_{1.5}\text{Mg}_{0.5}\text{Ni}_{6.5}\text{Co}_{0.5}$. All the intensities were normalized and separated by 0.3 arbitrary units for a better perception.

$\text{La}_{1.25}\text{Gd}_{0.25}\text{Mg}_{0.5}\text{Ni}_7$ and $\text{La}_{1.5}\text{Mg}_{0.5}\text{Ni}_{6.5}\text{Co}_{0.5}$ samples, identified as having the most promising electrochemical properties among the considered series, are investigated by the X-ray photoelectron spectroscopy (XPS). The bulk nanocrystalline La_2Ni_7 sample is considered as the reference one. The measured XPS valence band spectra of the considered alloys are presented in Fig. 5. We observe that the full widths at half maxima (FWHM) of the valence bands of La_2Ni_7 , $\text{La}_{1.25}\text{Gd}_{0.25}\text{Mg}_{0.5}\text{Ni}_7$ and $\text{La}_{1.5}\text{Mg}_{0.5}\text{Ni}_{6.5}\text{Co}_{0.5}$ are about 2.8 eV, 2.5 eV and 2.8 eV, respectively. In the XPS spectrum of the $\text{La}_{1.25}\text{Gd}_{0.25}\text{Mg}_{0.5}\text{Ni}_7$ we identify two main maxima, the

first one around -0.9 eV and the second one around -1.9 eV. Third much smaller maximum is observed at about -4.1 eV. As the amount of Gd substitution in $\text{La}_{1.25}\text{Gd}_{0.25}\text{Mg}_{0.5}\text{Ni}_7$ is relatively low, the overall shape of its spectrum does not change much in respect to the $\text{La}_{1.5}\text{Mg}_{0.5}\text{Ni}_{6.5}\text{Co}_{0.5}$ and La_2Ni_7 spectra. The spectrum of the $\text{La}_{1.5}\text{Mg}_{0.5}\text{Ni}_{6.5}\text{Co}_{0.5}$ is not much different from the reference spectrum of the La_2Ni_7 sample. It is almost featureless and exhibits a single maximum at around -1.5 eV. The main contributions to the all measured valence band spectra come from the 3d electrons of Ni [25]. The details of the electronic valence bands will be discussed in the next section based on the results from the first-principles calculations.

According to semi-empirical models of metal hydride formation [58, 59], a justification for maximum hydrogen absorption capacity in metallic matrices has been proposed. These models show that the energy of the metal-hydrogen interaction depends both on geometric and electronic factors. One of the important electronic factor is the full width at half maximum (FWHM) of the valence band of the metallic host material. In our case, the widths determined experimentally and theoretically for the considered samples are comparable, see Figs. 5 and 6. Therefore, the maximum discharge capacities (C_{max}) measured for these samples are practically the same. Furthermore, a small substitution of Ni by Co in $\text{La}_{1.5}\text{Mg}_{0.5}\text{Ni}_{6.5}\text{Co}_{0.5}$ practically does not change the FWHM of valence band, but it improves the cycle stability, as shown in Figs. 3 and 4.

3.4. Density functional theory calculations

In this section we continue the investigation of the electronic valence bands of two optimal compositions by using the DFT approach. The details of our calculations are described in the methods section 2.4. Fig. 6

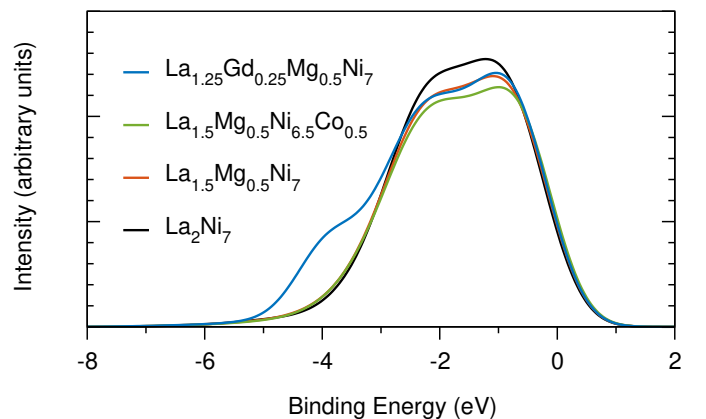


Figure 6: Calculated XPS spectra of La_2Ni_7 , $\text{La}_{1.5}\text{Mg}_{0.5}\text{Ni}_7$, $\text{La}_{1.25}\text{Gd}_{0.25}\text{Mg}_{0.5}\text{Ni}_7$ and $\text{La}_{1.5}\text{Mg}_{0.5}\text{Ni}_{6.5}\text{Co}_{0.5}$ phases (all in Ce_2Ni_7 -type structures). The electronic densities of states are calculated with scalar-relativistic PBE FPLO scheme treating disorder with the ordered compound method. The δ parameter is set to 0.5.

shows the calculated spectra for the optimal compositions $\text{La}_{1.25}\text{Gd}_{0.25}\text{Mg}_{0.5}\text{Ni}_7$ and $\text{La}_{1.5}\text{Mg}_{0.5}\text{Ni}_{6.5}\text{Co}_{0.5}$ to-

gether with the results for the reference systems La_2Ni_7 and $\text{La}_{1.5}\text{Mg}_{0.5}\text{Ni}_7$. As the calculated XPS spectra are a combination of the contributions from all the valence band electrons, they can be resolved for types of orbitals, elements and sites. Fig. 7 presents the measured and calcu-

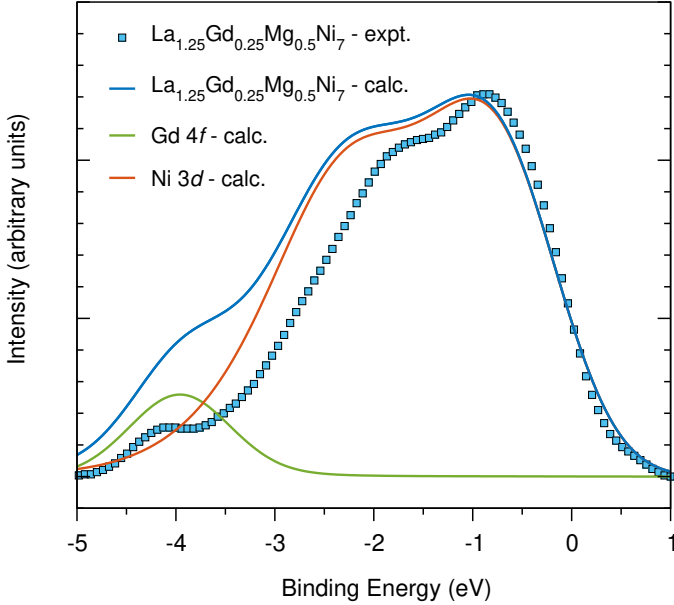


Figure 7: The calculated XPS spectra of $\text{La}_{1.25}\text{Gd}_{0.25}\text{Mg}_{0.5}\text{Ni}_7$ phase (in Ce_2Ni_7 -type structure), together with contributions from Ni $3d$ and Gd $4f$ states. The results are based on the spin-polarized scalar-relativistic PBE FPLO scheme treating chemical disorder with the ordered compound method. The δ parameter is set to 0.5. For comparison, the experimental XPS valence band is presented.

lated XPS spectra of $\text{La}_{1.25}\text{Gd}_{0.25}\text{Mg}_{0.5}\text{Ni}_7$, together with the calculated contributions from Ni $3d$ and Gd $4f$ states. The valence band of $\text{La}_{1.25}\text{Gd}_{0.25}\text{Mg}_{0.5}\text{Ni}_7$ is dominated by the Ni $3d$ share, while the presence of Gd $4f$ states around -4.0 eV explains the corresponding local maximum in the experimental spectra. The Gd dopants contribute further to valence band with minor $5d$ and $6s$ shares, which are not shown. The total DOSs for the considered compositions are presented in Fig. 8. The advantage of the DOS plots over the XPS spectra is the lack of a broadening, which provides a more detailed picture of the electronic structure. The DOSs of the all considered compositions reveal significant similarities. A higher resolution of DOSs in respect to XPS spectra allows us to track changes in electronic structure even for small differences in concentration of Gd or Co dopants. In all DOS plots from Fig. 8 we observe two main maxima at about -1 eV and -2.5 eV, which are mainly related to the Ni $3d$ orbitals. Almost all systems, except the one with Co dopants, exhibit a characteristic narrow maximum close to the Fermi level, which can have a significant impact on the electrochemical properties of the considered alloys. Similar peak has been observed for the bcc Ni [25] and for some other Ni based compounds like for example MgC_xNi_3 [60] and $\text{YNi}_2\text{B}_2\text{X}$ ($X = \text{B}, \text{C}, \text{N}, \text{and O}$) [61]. Sharp narrow peak in DOS is called the

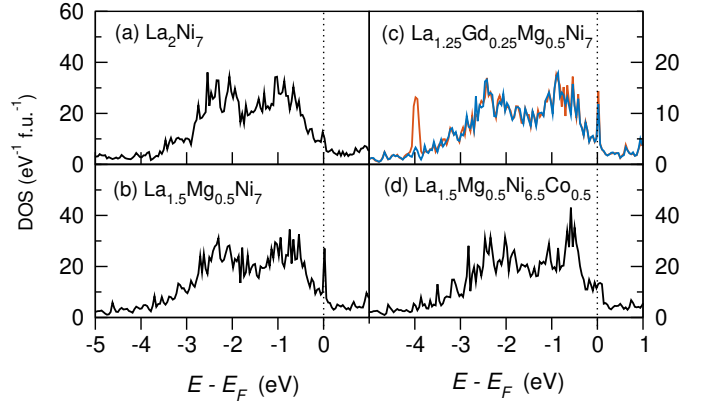


Figure 8: Densities of states (DOS) for (a) La_2Ni_7 , (b) $\text{La}_{1.5}\text{Mg}_{0.5}\text{Ni}_7$, (c) $\text{La}_{1.25}\text{Gd}_{0.25}\text{Mg}_{0.5}\text{Ni}_7$ and (d) $\text{La}_{1.5}\text{Mg}_{0.5}\text{Ni}_{6.5}\text{Co}_{0.5}$ phases as calculated with scalar-relativistic PBE FPLO scheme treating disorder with the ordered compound method. Results for (c) $\text{La}_{1.25}\text{Gd}_{0.25}\text{Mg}_{0.5}\text{Ni}_7$ show contributions from two spin channels (red and blue lines).

van Hove singularity and happens to be located close to the Fermi level. In opposition to the band-type states typical for valence band region, the van Hove singularity can be understood as a fingerprint of an atomic-like state of electrons. The van Hove singularity near the Fermi level observed in our calculation for La_2Ni_7 comes from the Ni $3d$ states of most of the inequivalent atomic positions of Ni. Unfortunately, the resolution of our XPS equipment is too low to investigate this narrow peak. For example, similar features in valence bands have been observed previously with BIS technique for CeIr_2 and CeRu_2 [62].

We conclude that small changes in the band structure in proximity of the Fermi level may have a significant effect on the electronic properties of the system. The alloying of the system with a specific element which is increasing the occupation of the valence band should result in moving the Fermi level over the van Hove singularity. In case of the considered $\text{La}_{1.5}\text{Mg}_{0.5}\text{Ni}_7$ composition, an increasing of the valence band occupation by alloying can be accomplished by substituting, for example, Ni by Cu. The neutral copper atom has one more proton and one more electron than neutral Ni (atomic numbers: $Z_{\text{Ni}} = 28$ and $Z_{\text{Cu}} = 29$), thus Cu contributes to the $\text{La}_{1.5}\text{Mg}_{0.5}\text{Ni}_7$ system by increasing the occupation of the valence band. Following this simple idea we perform the DFT calculations for alloying of Ni by Cu in the $\text{La}_{1.5}\text{Mg}_{0.5}\text{Ni}_{7-y}\text{Cu}_y$ system, where $y = 0.0, 0.5, 1.0, 1.5$.

Previously, it has been shown that an a ferromagnetism in Y_2Ni_7 is due to a peak in DOS near the Fermi level [63]. Fukase *et al.*, investigating the magnetic properties of La_2Ni_7 doped with Co or Cu, found that for more than 3% of Cu in place Ni the metamagnetic behavior disappears and ferromagnetic behavior appears and increase of Cu concentration up to 10% induces a transition to the paramagnetic state [64]. Tazuke *et al.* have later proposed that, if La_2Ni_7 has a similar peak as Y_2Ni_7 near

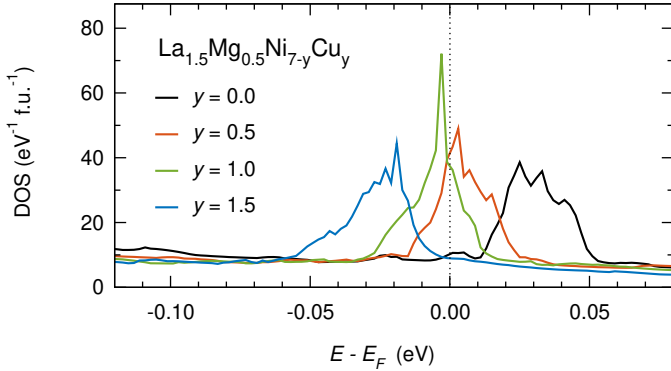


Figure 9: Effect of the composition on the electronic structure in the vicinity of Fermi level. Densities of states (DOS) for $\text{La}_{1.5}\text{Mg}_{0.5}\text{Ni}_{7-y}\text{Cu}_y$ ($y = 0.0, 0.5, 1.0, 1.5$) phases as calculated with scalar-relativistic PBE FPLO scheme treating La/Mg disorder with the ordered compound method and Ni/Cu disorder with virtual crystal approximation (VCA).

the Fermi energy, the magnetic transitions observed along Cu alloying can be understood based on the evolution of electronic structure [65]. Tazuke *et al.* have suggested that around 3% of Cu concentration in La_2Ni_7 the Fermi energy reaches the maximum of the peak, satisfying the Stoner condition, and around 10% Cu concentration the E_F goes beyond the peak, yielding the paramagnetic state. In our notation ($\text{La}_{1.5}\text{Mg}_{0.5}\text{Ni}_{7-y}\text{Cu}_y$) 3% and 10% Cu concentrations would correspond to y equal to 0.21 and 0.7, respectively. Our results presented in Fig. 9 qualitatively confirm the explanation proposed by Tazuke *et al.* [65]. In Fig. 9 we show that for Cu concentration $y \sim 0.5 - 1.0$ the position of the considered van Hove singularity falls on the Fermi level. This observation may also explain the sensitivity of the electrochemical properties of A_2B_7 -type samples on small variations in chemical composition. The real samples are, however, not as uniformed as we consider in theoretical models. Thus, we should expect more a qualitative agreement between the calculated and measured trends, rather than a quantitative agreement between the corresponding values. The more advanced models should, among other, take into account the site preferences of the dopants and more accurately treat the chemical disorder, for example within the coherent potential approximation (CPA).

Here we present a CPA study of Co site preferences for $\text{La}_{1.5}\text{Mg}_{0.5}\text{Ni}_{6.5}\text{Co}_{0.5}$ in rhombohedral Gd_2Co_7 -type system. We observe the minimum energy for the Co dopants occupying the $9e$ sites, but the $18h$ sites are only slightly less energetically favored. All of the five inequivalent Ni positions identified by Virkar and Raman are: $3b$, $6c_1$, $6c_2$, $9e$, $18h$ [25, 66]. The most preferred sites are at the same time the most capacious ones ($9e$, $18h$). Fig. 10 presents a series of DOSs in the vicinity of the Fermi level for Co dopants occupying five different Ni sites in the $\text{La}_{1.5}\text{Mg}_{0.5}\text{Ni}_{6.5}\text{Co}_{0.5}$ alloy. The purpose of presenting these results is to show how different site occupations in-

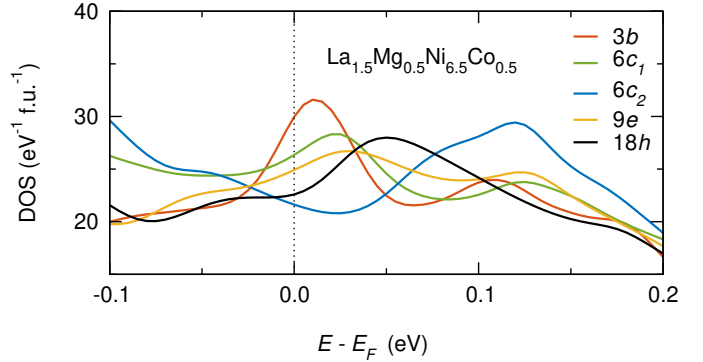


Figure 10: Effect of Co site preference on the electronic structure in the vicinity of Fermi level. Densities of states (DOS) for $\text{La}_{1.5}\text{Mg}_{0.5}\text{Ni}_{6.5}\text{Co}_{0.5}$ (Gd_2Co_7 -type) phase as calculated with scalar-relativistic LDA FPLO scheme treating disorder with the coherent potential approximation (CPA).

fluence the DOS around the Fermi level. The results from CPA confirm the limited application of our results from VCA and ordered structure approach to model the details of the electronic structure. However, even the CPA models do not cover the microstructural features of the real samples. Thus, they can serve more as a guide for performing conclusive experiments, rather to be a final settlement on the electronic properties of the bulk samples. Fig. 10 shows that the van Hove singularity is present for each of the considered site occupation. The position of the narrow peak vary with the choice of the site. For the case of the energetically most preferred $9e$ site, the Fermi level is on the slope of the van Hove peak and close to its maximum.

4. Summary and conclusions

In this work we investigated the effect of substituting La by Gd and Ni by Co on electrochemical and electronic properties of the $\text{La}_{1.5}\text{Mg}_{0.5}\text{Ni}_7$ alloy. The experimental preparation and characterization were accompanied by the density functional theory (DFT) calculations. Two series of $\text{La}_{1.5-x}\text{Gd}_x\text{Mg}_{0.5}\text{Ni}_7$ ($x = 0.0, 0.25, 1.0$) and $\text{La}_{1.5}\text{Mg}_{0.5}\text{Ni}_{7-y}\text{Co}_y$ ($y = 0.0, 0.5, 1.5$) alloys were obtained by mechanical alloying. They were characterized by XRD and electrochemical measurements, which showed that the obtained samples have a multi-phase character and consist mainly of the Ce_2Ni_7 -type and Gd_2Co_7 -type structures of $(\text{La},\text{Mg})_2\text{Ni}_7$ phase with a minor contribution of LaNi_5 and La_2O_3 phases. The most promising electrochemical properties were identified for $\text{La}_{1.25}\text{Gd}_{0.25}\text{Mg}_{0.5}\text{Ni}_7$ and $\text{La}_{1.5}\text{Mg}_{0.5}\text{Ni}_{6.5}\text{Co}_{0.5}$ alloy electrodes. These two optimal compositions were a subject of the X-ray photoelectron spectroscopy (XPS) measurements. The experimentally investigated XPS valence band spectra were interpreted based on the corresponding spectra calculated from first principles. The theoretical analysis of valence bands focused on the van Hove singularity observed close to the Fermi level. Presence of this

narrow peak is suggested as one of the causes of variations in electrochemical properties of the systems with Gd and Co substitutions.

Acknowledgements

Work supported by the National Science Centre Poland under the decision DEC-2014/15/B/ST8/00088. The computations were performed on the resources provided by the Poznań Supercomputing and Networking Center (PSNC).

References

- [1] L. Ouyang, J. Huang, H. Wang, J. Liu, M. Zhu, Progress of hydrogen storage alloys for Ni-MH rechargeable power batteries in electric vehicles: A review, *Mater. Chem. Phys.* 200 (2017) 164–178.
- [2] H. Zhang, X. Zheng, X. Tian, Y. Liu, X. Li, New approaches for rare earth-magnesium based hydrogen storage alloys, *Prog. Nat. Sci.-Mater.* 27 (2017) 50–57.
- [3] Y. Fan, L. Zhang, C. Xue, G. Fan, B. Liu, S. Han, Phase structure and electrochemical hydrogen storage performance of $\text{La}_4\text{MgNi}_{18}\text{M}$ ($\text{M} = \text{Ni}, \text{Al}, \text{Cu}$ and Co) alloys, *J. Alloys Compd.* 727 (2017) 398–409.
- [4] J. Liu, S. Han, Y. Li, L. Zhang, Y. Zhao, S. Yang, B. Liu, Phase structures and electrochemical properties of La–Mg–Ni-based hydrogen storage alloys with superlattice structure, *Int. J. Hydrogen Energy* 41 (2016) 20261–20275.
- [5] C. Xue, L. Zhang, Y. Fan, G. Fan, B. Liu, S. Han, Phase transformation and electrochemical hydrogen storage performances of $\text{La}_3\text{RMgNi}_9$ ($\text{R} = \text{La}, \text{Pr}, \text{Nd}, \text{Sm}, \text{Gd}$ and Y) alloys, *Int. J. Hydrogen Energy* 42 (2017) 6051–6064.
- [6] W. Lv, J. Yuan, B. Zhang, Y. Wu, Influence of the substitution Ce for La on structural and electrochemical characteristics of $\text{La}_{0.75-x}\text{Ce}_x\text{Mg}_{0.25}\text{Ni}_3\text{Co}_{0.5}$ ($x = 0, 0.05, 0.1, 0.15, 0.2$ at. %) hydrogen storage alloys, *J. Alloys Compd.* 730 (2018) 360–368.
- [7] J. Liu, S. Han, Y. Li, S. Yang, X. Chen, C. Wu, C. Ma, Effect of Pr on phase structure and cycling stability of La–Mg–Ni-based alloys with A_2B_7 - and A_5B_{19} -type superlattice structures, *Electrochimica Acta* 184 (2015) 257–263.
- [8] C. Wu, L. Zhang, J. Liu, Y. Li, S. Yang, B. Liu, S. Han, Electrochemical characteristics of $\text{La}_{0.59}\text{Nd}_{0.14}\text{Mg}_{0.27}\text{Ni}_{3.3}$ alloy with rhombohedral-type and hexagonal-type A_2B_7 phases, *J. Alloys Compd.* 693 (2017) 573–581.
- [9] Y. Li, S. Han, J. Li, X. Zhu, L. Hu, The effect of Nd content on the electrochemical properties of low-Co La–Mg–Ni-based hydrogen storage alloys, *J. Alloys Compd.* 458 (2008) 357–362.
- [10] M. N. Guzik, J. Lang, J. Huot, S. Sartori, Effect of Al presence and synthesis method on phase composition of the hydrogen absorbing La–Mg–Ni-based compounds, *Int. J. Hydrogen Energy* 42 (2017) 30135–30144.
- [11] W. Li, B. Zhang, J. Yuan, Y. Yan, Y. Wu, Effect of Mo content on the microstructures and electrochemical performances of $\text{La}_{0.75}\text{Mg}_{0.25}\text{Ni}_{3.2-x}\text{Co}_{0.2}\text{Al}_{0.1}\text{Mo}_x$ ($x = 0, 0.10, 0.15, 0.20$) hydrogen storage alloys, *J. Alloys Compd.* 692 (2017) 817–824.
- [12] W. Lv, Y. Shi, W. Deng, J. Yuan, Y. Yan, Y. Wu, Microstructural evolution and performance of hydrogen storage and electrochemistry of Co-added $\text{La}_{0.75}\text{Mg}_{0.25}\text{Ni}_{3.5-x}\text{Co}_x$ ($x = 0, 0.2, 0.5$ at%) alloys, *Prog. Nat. Sci.-Mater.* 27 (2017) 424–429.
- [13] Z. Cao, L. Ouyang, L. Li, Y. Lu, H. Wang, J. Liu, D. Min, Y. Chen, F. Xiao, T. Sun, R. Tang, M. Zhu, Enhanced discharge capacity and cycling properties in high-samarium, praseodymium/neodymium-free, and low-cobalt A_2B_7 electrode materials for nickel-metal hydride battery, *Int. J. Hydrogen Energy* 40 (2015) 451–455.
- [14] L.-j. Huang, Y.-x. Wang, J.-g. Tang, Y.-c. Zhao, G.-f. Liu, Y. Wang, J.-x. Liu, J.-q. Jiao, W. Wang, B. Jin, L. A. Belfiore, M. J. Kipper, Graphene/silver nanocomposites stabilize Mg-Ni-La electrode alloys and enhance electrochemical performance, *J. Alloys Compd.* 694 (2017) 1140–1148.
- [15] X. Ma, X. Xie, P. Liu, L. Xu, T. Liu, Synergic catalytic effect of Ti hydride and Nb nanoparticles for improving hydrogenation and dehydrogenation kinetics of Mg-based nanocomposite, *Prog. Nat. Sci.-Mater.* 27 (2017) 99–104.
- [16] R. Li, J. Wan, F. Wang, C. Ding, R. Yu, Effect of non-stoichiometry on microstructure and electrochemical performance of $\text{La}_{0.8}\text{Gd}_x\text{Mg}_{0.2}\text{Ni}_{3.15}\text{Co}_{0.25}\text{Al}_{0.1}$ ($x = 0-0.4$) hydrogen storage alloys, *J. Power Sources* 301 (2016) 229–236.
- [17] V. Yartys, R. Denys, Structure–properties relationship in $\text{RE}_{3-x}\text{Mg}_x\text{Ni}_9\text{H}_{10-13}$ ($\text{RE} = \text{La}, \text{Pr}, \text{Nd}$) hydrides for energy storage, *J. Alloys Compd.* 645 (2015) S412–S418.
- [18] Z. Dong, L. Ma, X. Shen, L. Wang, Y. Wu, L. Wang, Cooperative effect of Co and Al on the microstructure and electrochemical properties of AB_3 -type hydrogen storage electrode alloys for advanced MH/Ni secondary battery, *Int. J. Hydrogen Energy* 36 (2011) 893–900.
- [19] M. Anik, A. B. Aybar, N. B. Hatirnaz, D. Özdemir, Synthesis of $\text{La}_2(\text{Ni}_{1-x}\text{Co}_x)_7$ ($x = 0.05, 0.1, 0.2$) Hydrogen Storage Alloys by the Electro-Deoxidation Technique, *J. Electrochem. Soc.* 162 (2015) A1080–A1084.
- [20] B. Liao, Y. Q. Lei, L. X. Chen, G. L. Lu, H. G. Pan, Q. D. Wang, Effect of Co substitution for Ni on the structural and electrochemical properties of $\text{La}_2\text{Mg}(\text{Ni}_{1-x}\text{Co}_x)_9$ ($x = 0.1-0.5$) hydrogen storage electrode alloys, *Electrochimica Acta* 50 (2004) 1057–1063.
- [21] D. Wang, Y. Luo, R. Yan, F. Zhang, L. Kang, Phase structure and electrochemical properties of $\text{La}_{0.67}\text{Mg}_{0.33}\text{Ni}_{3.0-x}\text{Co}_x$ ($x = 0.0, 0.25, 0.5, 0.75$) hydrogen storage alloys, *J. Alloys Compd.* 413 (2006) 193–197.
- [22] L. Ouyang, T. Yang, M. Zhu, D. Min, T. Luo, H. Wang, F. Xiao, R. Tang, Hydrogen storage and electrochemical properties of Pr, Nd and Co-free $\text{La}_{13.9}\text{Sm}_{24.7}\text{Mg}_{1.5}\text{Ni}_{58}\text{Al}_{1.7}\text{Zr}_{0.14}\text{Ag}_{0.07}$ alloy as a nickel-metal hydride battery electrode, *J. Alloys Compd.* 735 (2018) 98–103.
- [23] M. Dymek, M. Nowak, M. Jurczyk, H. Bala, Encapsulation of $\text{La}_{1.5}\text{Mg}_{0.5}\text{Ni}_7$ nanocrystalline hydrogen storage alloy with Ni coatings and its electrochemical characterization, *J. Alloys Compd.* 749 (2018) 534–542.
- [24] M. Balcerzak, M. Nowak, M. Jurczyk, Hydrogenation and electrochemical studies of La–Mg–Ni alloys, *Int. J. Hydrogen Energy* 42 (2017) 1436–1443.
- [25] M. Werwiński, A. Szajek, A. Marczyńska, L. Smardz, M. Nowak, M. Jurczyk, Effect of substitution La by Mg on electrochemical and electronic properties in $\text{La}_{2-x}\text{Mg}_x\text{Ni}_7$ alloys: a combined experimental and ab initio studies, *J. Alloys Compd.* 763 (2018) 951–959.
- [26] M. D. Kuz'min, K. P. Skokov, I. Radulov, C. A. Schwöbel, S. Foro, W. Donner, M. Werwiński, J. Rusz, E. Delczeg-Czirjak, O. Gutfleisch, Magnetic anisotropy of La_2Co_7 , *J. Appl. Phys.* 118 (2015) 053905–1–053905–5.
- [27] J.-C. Crivello, J. Zhang, M. Latroche, Structural Stability of AB_y Phases in the (La,Mg)–Ni System Obtained by Density Functional Theory Calculations, *J. Phys. Chem. C* 115 (2011) 25470–25478.
- [28] J.-C. Crivello, M. Gupta, M. Latroche, First principles calculations of (La,Mg) $_2$ Ni $_7$ hydrides, *J. Alloys Compd.* 645 (2015) S5–S8.
- [29] R. A. Varin, T. Czujko, Z. S. Wronski, *Nanomaterials for Solid State Hydrogen Storage*, Springer Science & Business Media, 2009.
- [30] Y. Baer, G. Busch, P. Cohn, Monochromatized x-ray source for high resolution electron spectroscopy, *Rev. Sci. Instrum.* 46 (1975) 466–469.
- [31] J. Skoryna, S. Pacanowski, A. Marczyńska, M. Werwiński, A. Rogowska, M. Wachowiak, Ł. Majchrzycki, R. Czajka, L. Smardz, XPS valence band studies of nanocrystalline ZrPd

- alloy thin films, *Surf. Coat. Technol.* 303 (2016) 125–130.
- [32] K. Koepernik, H. Eschrig, Full-potential nonorthogonal local-orbital minimum-basis band-structure scheme, *Phys. Rev. B* 59 (1999) 1743–1757.
- [33] J. P. Perdew, K. Burke, M. Ernzerhof, Generalized gradient approximation made simple, *Phys. Rev. Lett.* 77 (1996) 3865–3868.
- [34] K. Momma, F. Izumi, *VESTA* : a three-dimensional visualization system for electronic and structural analysis, *J. Appl. Crystallogr.* 41 (2008) 653–658.
- [35] E. Levin, P. Donskoy, S. Lushnikov, V. Verbetsky, T. Safonova, O. Petrii, Hydrogen sorption and electrochemical properties of intermetallic compounds La_2Ni_7 and $\text{La}_2\text{Ni}_6\text{Co}$, in: *Hydrogen materials science and chemistry of carbon nanomaterials*, Springer, 2004, pp. 503–510.
- [36] F. T. Parker, H. Oesterreicher, Magnetic properties of La_2Ni_7 , *J. Less Common Met.* 90 (1983) 127–136.
- [37] N. Pierunek, Z. Śniadecki, M. Werwiński, B. Wasilewski, V. Franco, B. Idzikowski, Normal and inverse magnetocaloric effects in structurally disordered Laves phase $\text{Y}_{1-x}\text{Gd}_x\text{Co}_2$ ($0 < x < 1$) compounds, *J. Alloys Compd.* 702 (2017) 258–265.
- [38] J. Kudrnovský, V. Drchal, P. Bruno, Magnetic properties of fcc Ni-based transition metal alloys, *Phys. Rev. B* 77 (2008) 224422–1–224422–8.
- [39] P. Soven, Coherent-potential model of substitutional disordered alloys, *Phys. Rev.* 156 (1967) 809–813.
- [40] K. Koepernik, B. Velický, R. Hayn, H. Eschrig, Self-consistent LCAO-CPA method for disordered alloys, *Phys. Rev. B* 55 (1997) 5717–5729.
- [41] Z. Śniadecki, M. Werwiński, A. Szajek, U. K. Röfler, B. Idzikowski, Induced magnetic ordering in alloyed compounds based on Pauli paramagnet YCo_2 , *J. Appl. Phys.* 115 (2014) 17E129–1–17E129–3.
- [42] J. P. Perdew, Y. Wang, Accurate and simple analytic representation of the electron-gas correlation energy, *Phys. Rev. B* 45 (1992) 13244–13249.
- [43] J. J. Yeh, I. Lindau, Atomic subshell photoionization cross sections and asymmetry parameters: $1 \leq Z \leq 103$, *At. Data Nucl. Data Tables* 32 (1985) 1–155.
- [44] J. A. Morkowski, G. Chelkowska, M. Werwiński, A. Szajek, R. Troć, C. Neise, X-ray photoemission spectrum, electronic structure, and magnetism of UCu_2Si_2 , *J. Alloys Compd.* 509 (2011) 6994–6998.
- [45] M. Nowak, M. Balcerzak, M. Jurczyk, Hydrogen storage and electrochemical properties of mechanically alloyed $\text{La}_{1.5-x}\text{Gd}_x\text{Mg}_{0.5}\text{Ni}_7$ ($0 \leq x \leq 1.5$), *Int. J. Hydrogen Energy* 43 (2018) 8897–8906.
- [46] S. Xiangqian, C. Yungui, T. Mingda, W. Chaoling, D. Gang, K. Zhenzhen, The structure and 233 K electrochemical properties of $\text{La}_{0.8-x}\text{Nd}_x\text{Mg}_{0.2}\text{Ni}_{3.1}\text{Co}_{0.25}\text{Al}_{0.15}$ ($x = 0.0-0.4$) hydrogen storage alloys, *Int. J. Hydrogen Energy* 34 (2009) 2661–2669.
- [47] K. Iwase, K. Mori, A. Hoshikawa, T. Ishigaki, Hydrogenation and structural properties of Gd_2Ni_7 with superlattice structure, *Int. J. Hydrogen Energy* 37 (2012) 5122–5127.
- [48] Q. Ming, L. Shuhui, Q. P. a. L. Zhiqiang, G. Jin, The influence of Co content on $\text{LaNi}_{3-2x}\text{Mn}_{03}\text{Co}_x$ ($x = 0.2 \sim 0.8$) Alloy Hydrogen Storage and Electrochemical Properties, *Physics Proc.* 22 (2011) 577–583.
- [49] Y.-H. Zhang, L.-C. Chen, T. Yang, C. Xu, H.-P. Ren, D.-L. Zhao, The electrochemical hydrogen storage performances of Si-added La–Mg–Ni–Co-based A_2B_7 -type electrode alloys, *Rare Met.* 34 (2015) 569–579.
- [50] F. Zhang, Y. Luo, K. Sun, D. Wang, R. Yan, L. Kang, J. Chen, Effect of Co content on the structure and electrochemical properties of $\text{La}_{1.5}\text{Mg}_{0.5}\text{Ni}_{7-x}\text{Co}_x$ ($x = 0, 1.2, 1.8$) hydrogen storage alloys, *J. Alloys Compd.* 424 (2006) 218–224.
- [51] J. J. G. S. A. Willems, Metal hydride electrodes stability of LaNi_5 -related compounds, Ph.D. thesis (1984).
- [52] K. Iwase, K. Sakaki, Y. Nakamura, E. Akiba, In Situ XRD Study of $\text{La}_2\text{Ni}_7\text{H}_x$ During Hydrogen Absorption–Desorption, *Inorg. Chem.* 52 (2013) 10105–10111.
- [53] H. Miao, H. Pan, S. Zhang, N. Chen, R. Li, M. Gao, Influences of Co substitution and annealing treatment on the structure and electrochemical properties of hydrogen storage alloys $\text{La}_{0.7}\text{Mg}_{0.3}\text{Ni}_{2.45-x}\text{Co}_{0.75+x}\text{Mn}_{0.1}\text{Al}_{0.2}$ ($x = 0.00, 0.15, 0.30$), *Int. J. Hydrogen Energy* 32 (2007) 3387–3394.
- [54] X.-l. Zhao, Y.-h. Zhang, B.-w. Li, H.-p. Ren, X.-p. Dong, X.-l. Wang, Investigation on microstructures and electrochemical performances of the $\text{La}_{0.75}\text{Mg}_{0.25}\text{Ni}_{2.5}\text{Co}_x$ ($x = 0-1.0$) hydrogen storage alloys, *J. Alloys Compd.* 454 (2008) 437–441.
- [55] L. Ouyang, Z. Cao, L. Li, H. Wang, J. Liu, D. Min, Y. Chen, F. Xiao, R. Tang, M. Zhu, Enhanced high-rate discharge properties of $\text{La}_{11.3}\text{Mg}_{6.0}\text{Sm}_{7.4}\text{Ni}_{61.0}\text{Co}_{7.2}\text{Al}_{7.1}$ with added graphene synthesized by plasma milling, *Int. J. Hydrogen Energy* 39 (2014) 12765–12772.
- [56] Z. Cao, L. Ouyang, H. Wang, J. Liu, D. Sun, Q. Zhang, M. Zhu, Structural characteristics and hydrogen storage properties of Sm_2Co_7 , *J. Alloys Compd.* 608 (2014) 14–18.
- [57] L. Ouyang, Z. Cao, H. Wang, R. Hu, M. Zhu, Application of dielectric barrier discharge plasma-assisted milling in energy storage materials – A review, *J. Alloys Compd.* 691 (2017) 422–435.
- [58] P. C. P. Bouten, A. R. Miedema, On the heats of formation of the binary hydrides of transition metals, *J. Less Common Met.* 71 (1980) 147–160.
- [59] R. Griessen, Heats of solution and lattice-expansion and trapping energies of hydrogen in transition metals, *Phys. Rev. B* 38 (1988) 3690–3698.
- [60] S. B. Dugdale, T. Jarlborg, Electronic structure, magnetism, and superconductivity of MgC_xNi_3 , *Phys. Rev. B* 64 (2001) 100508–1–100508–4.
- [61] J. I. Lee, T. S. Zhao, I. G. Kim, B. I. Min, S. J. Youn, Electronic structure of Ni-based superconducting quaternary compounds: $\text{YNi}_2\text{B}_2\text{X}$ ($X = \text{B}, \text{C}, \text{N}, \text{and O}$), *Phys. Rev. B* 50 (1994) 4030–4033.
- [62] J. W. Allen, S. J. Oh, M. B. Maple, M. S. Torikachvili, Large Fermi-level resonance in the electron-addition spectrum of CeRu_2 and CeIr_2 , *Phys. Rev. B* 28 (1983) 5347–5349.
- [63] M. Shimizu, J. Inoue, S. Nagasawa, Electronic structure and magnetic properties of Y-Ni intermetallic compounds, *J. Phys. F: Metal Phys.* 14 (1984) 2673–2687.
- [64] M. Fukase, Y. Tazuke, H. Mitamura, T. Goto, T. Sato, Itinerant Electron Magnetism of Hexagonal La_2Ni_7 , *Mater. Trans., JIM* 41 (2000) 1046–1051.
- [65] Y. Tazuke, H. Suzuki, H. Tanikawa, Metamagnetic transitions in hexagonal La_2Ni_7 , *Physica B* 346-347 (2004) 122–126.
- [66] A. V. Virkar, A. Raman, Crystal structures of AB_3 and A_2B_7 rare earth-nickel phases, *J. Less Common Met.* 18 (1969) 59–66.