

SPC-GS: Gaussian Splatting with Semantic-Prompt Consistency for Indoor Open-World Free-view Synthesis from Sparse Inputs

Guibiao Liao^{1,2} Qing Li² Zhenyu Bao^{1,2} Guoping Qiu³ Kanglin Liu^{2*}
¹School of Electronic and Computer Engineering, Peking University
²Pengcheng Laboratory, ³University of Nottingham

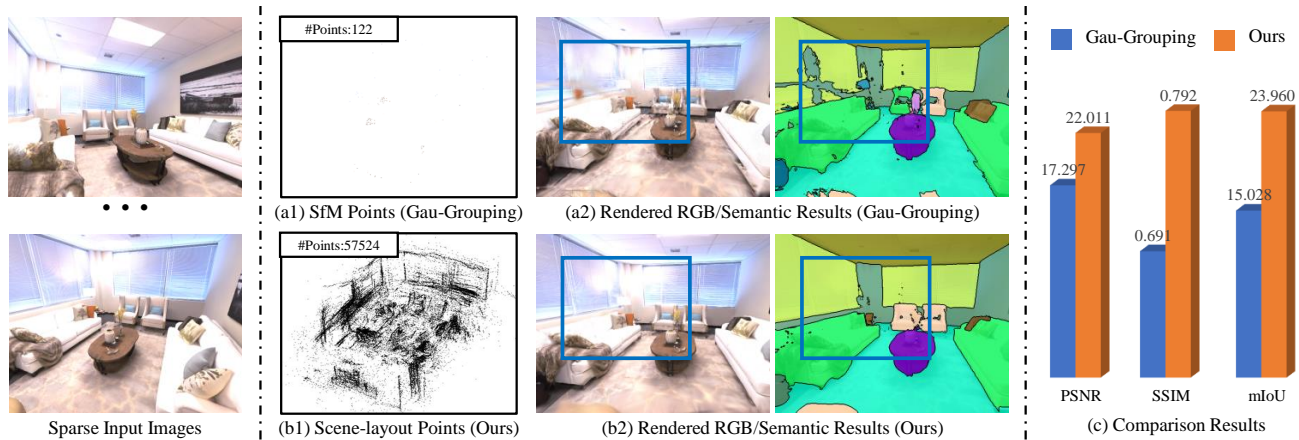


Figure 1. Visual comparisons of open-world free-view synthesis from sparse inputs (12 training views). The previous 3DGS-based method, Gau-Grouping [50], utilizes sparse SfM points for Gaussian initialization and limited training views for supervision, leading to inferior rendering results. In contrast, our approach leverages scene-layout-based points for instructive initialization, and cooperates with semantic-prompt consistency constraints (detailed in Sec. 3.3), yielding superior reconstruction and segmentation results.

Abstract

3D Gaussian Splatting-based indoor open-world free-view synthesis approaches have shown significant performance with dense input images. However, they exhibit poor performance when confronted with sparse inputs, primarily due to the sparse distribution of Gaussian points and insufficient view supervision. To relieve these challenges, we propose SPC-GS, leveraging Scene-layout-based Gaussian Initialization (SGI) and Semantic-Prompt Consistency (SPC) Regularization for open-world free view synthesis with sparse inputs. Specifically, SGI provides a dense, scene-layout-based Gaussian distribution by utilizing view-changed images generated from the video generation model and view-constraint Gaussian points densification. Additionally, SPC mitigates limited view supervision by employing semantic-prompt-based consistency constraints developed by SAM2. This approach leverages available semantics from training views, serving as instructive prompts, to optimize visually overlapping regions in novel views with

* Corresponding author

2D and 3D consistency constraints. Extensive experiments demonstrate the superior performance of SPC-GS across Replica and ScanNet benchmarks. Notably, our SPC-GS achieves a 3.06 dB gain in PSNR for reconstruction quality and a 7.3% improvement in mIoU for open-world semantic segmentation. Project website at: <https://gbliao.github.io/SPC-GS.github.io>.

1. Introduction

3D Gaussian Splatting-based open-world free-view synthesis seeks to construct semantic Gaussian radiance fields using a set of 3D Gaussian primitives enriched with color and semantic attributes. This task enables the free novel view synthesis of both realistic appearances and open-vocabulary semantic understanding (also referred to as 3D open-vocabulary semantic segmentation) of the scenes, with significant implications for augmented/virtual reality, robot navigation, and manipulation [16, 18, 26, 28, 30, 58]. Existing methods [35, 50, 59] generally require dense, large sets of input views to train the semantic Gaussian radiance

field for comprehensive scene coverage. However, when only sparse views are available, these approaches exhibit substantial declines in reconstruction and segmentation accuracy. This is mainly attributed to two key limitations.

1) Sparsely Distributed Gaussian Points: With sparse input views, the initialized Gaussian points via Structure-from-Motion (SfM) in 3DGS [19] are inherently few and sparsely distributed (Fig. 1 (a1)). Such sparse point distribution imposes challenges in optimizing 3D Gaussians to depict complex indoor environments, leading to suboptimal reconstruction quality and, consequently, impaired segmentation accuracy (Fig. 1 (a2)). **2) Insufficient View Constraints:** Optimizing 3D Gaussian parameters with inadequate view supervision often converges to local minima that overfit training views [25, 60]. This results in semantic ambiguity and poor performance in under-observed regions when rendering from novel viewpoints, due to limited reliable semantic integration across different views.

To address the above challenges, we propose **SPC-GS**, a novel framework that incorporates **Scene-layout-based Gaussian Initialization (SGI)** and **Semantic-Prompt Consistency (SPC)** regularization.

To seek denser points for improved Gaussian initialization, SGI produces a structured scene-layout Gaussian distribution in two steps. First, SGI employs a video generation model to create view-changed images proximal to training images. These generated images, combined with training views, enrich feature matching in SfM, yielding denser SfM points that promote scene-layout Gaussian generation. Second, these denser SfM points undergo view-constraint Gaussian densification and outlier removal to generate structured scene-layout points. These points provide an instructive initialization that faithfully captures indoor scene geometry (e.g. furniture, walls, ceilings), enhancing 3DGS training and scene representation, thereby improving segmentation accuracy (Fig. 1 (b1) and (b2)).

Building on dense scene-layout Gaussian initialization, SPC enhances supervision through view-to-view semantic consistency constraints. The core of SPC lies in utilizing informative semantics signals from known training views, serving as *semantic prompts*, to optimize online-rendered novel (pseudo) views, establishing pseudo-multi-view constraints through training-to-pseudo semantic consistency. To achieve it, we utilize the powerful Segment Anything Model 2 (SAM2) [38] to build region mask correspondences across training and pseudo views. Using these correspondences, we leverage the semantics prompts provided by training views to enforce semantic consistency constraints on the corresponding regions of pseudo views at 2D and 3D spaces. This approach substantially augments supervision signals, leading to more coherent segmentation on novel views under sparse input conditions.

Prior works on 3D open-vocabulary segmentation or

sparse-input free-view synthesis mainly focus on *object-centric* or *face-forward* scenarios, such as LERF [20], and 3DOVS [31], where objects are centrally positioned, and views are sampled in an “outside-in” manner, resulting in significant view overlap. In contrast, this study focuses on sparse-input open-world free-view synthesis within *indoor scenes*, particularly relevant for robotics and augmented/virtual reality applications. To this end, we utilize the widely recognized Replica [42] and ScanNet [8] datasets, which feature representative indoor scenes characterized by an “inside-out” viewing configuration. This setup leads to less overlap between certain views, posing a substantial challenge for sparse-input open-world free-view synthesis. The contributions of this work are as follows:

- We propose SPC-GS, an early and novel attempt at jointly reconstructing and understanding open-world indoor scenes from sparse-input images.
- We introduce Scene-layout-based Gaussian Initialization (SGI) to tackle the challenge of sparsely distributed Gaussians, offering a dense and instructive scene-layout point initialization that promotes semantic Gaussian learning.
- We present Semantic-Prompt Consistency (SPC) regularization to alleviate inadequate view supervision by enforcing semantic consistency constraints on unseen pseudo views through prompts derived from training views, enhancing coherent segmentation.
- Extensive experiments on sparse-input scenes show the superiority of our approach in free-view synthesis of realistic appearances and open-vocabulary segmentation.

2. Related Work

Free-view Synthesis via Radiance Fields. In recent years, radiance field-based free-view synthesis has made remarkable advancements. A notable example is the Neural Radiance Field (NeRF) [13, 32], which leverages a coordinate-based multi-layer perceptron (MLP) to implicitly model 3D scenes, enabling novel view synthesis via volume rendering [10]. Another innovative approach is 3D Gaussian Splatting (3DGS) [19, 48], which utilizes a collection of 3D Gaussians to represent the scene and incorporates a fast tile-based rasterizer technique, allowing real-time rendering.

Although current methods achieve impressive results in dense-view scenarios [4, 12, 15, 27, 29, 33, 54], their performance degrades significantly with sparse inputs [17, 60]. **Sparse-input Free-view Synthesis.** Recent efforts have tried to address the sparse-input view synthesis and they can be broadly categorized into cross-scene pre-training methods and per-scene optimization methods.

Pre-training methods learn scene priors by pre-training on large-scale datasets spanning multiple scenes. For instance, pixelNeRF [52] conditions a NeRF on CNN features from input images during volume rendering. Similarly, several approaches [3, 45] utilize different NeRF conditions

to facilitate cross-scene pre-training. Inspired by the success of 3DGS, recent methods such as pixelSplat [2] and MVSpLat [6] integrate efficient CUDA-based rasterization with 3D Gaussian representations for pre-training. However, these works demand substantial training resources and large-scale datasets.

Per-scene optimization methods aim to rapidly reconstruct a 3D scene by introducing effective regularizations. Early NeRF-based methods enhance sparse-input view synthesis through depth-based [34, 44] and frequency range regularization [49]. Recent 3DGS-based works focus on improving rendering efficiency. [7] designs depth regularization loss using monocular depth. DNGaussian [25] and FSGS [60] enhance sparse Gaussian representations through global-local depth normalization and correlation depth distribution losses. CoR-GS [56] adopts color co-regularization loss using rendered pseudo views.

Instead, we focus on enhancing view synthesis and open-world 3D indoor semantic understanding from sparse inputs following the per-scene optimization route.

3D Open-world Understanding via Radiance Fields. Recent studies have explored integrating 2D visual foundation models (e.g. DINO [1] and CLIP [24, 37]) with radiance fields to facilitate 3D open-world scene understanding. These approaches can be broadly divided into NeRF-based and 3DGS-based methods.

NeRF-based. Early methods [11, 43] distill visual features from DINO into semantic radiance fields. More recent language-embedded neural field methods [20, 22] integrate CLIP’s visual features into semantic fields, enabling language-driven 3D semantic understanding. Additionally, 3DOVS [31] further improves semantic accuracy through the proposed Relevancy-Distribution Alignment loss.

3DGS-based. Alternative to NeRFs, recent works explore embedding CLIP features into 3D Gaussians for more efficient semantic rendering. Feature 3DGS [59] directly attaches CLIP embeddings to 3D Gaussians, while FMGS [61] combines Gaussians with multi-resolution hash encodings to form the semantic Gaussian field. [41] embeds quantized CLIP features into Gaussians to reduce storage demand. Furthermore, LangSplat [35] learns low-dimensional semantic Gaussian embeddings and uses a deep neural network for post-process upsampling to obtain semantic representation. Gau-Grouping [50] introduces a 2D object identity loss within training views to optimize Gaussians, while this method requires dense view supervision. Note that the 3D interactive segmentation methods, such as [14, 21, 39, 51], lie outside the scope of language-driven open-world segmentation, as they rely on 2D point prompts to generate object masks but lack semantic meaning.

While previous approaches rely on dense input images, our work focuses on GS-based 3D open-world scene understanding in sparse-input indoor scenarios.

3. Methodology

Fig. 2 illustrates our framework, which consists of two primary components. First, Scene-layout-based Gaussian Initialization (SGI) (Section 3.2) constructs a dense, instructive scene-layout Gaussian initialization that improves Gaussian representation, thus supporting enhanced semantic learning. Then, using the initialized scene-layout Gaussians, Semantic-Prompt Consistency (SPC) Regularization (Section 3.3) introduces 2D and 3D semantic consistency constraints, creating effective pseudo-multi-view optimization for semantic learning under sparse-input conditions.

3.1. Preliminary

Problem Definition. Our approach aims to leverage sparse input images to reconstruct 3D indoor scenes and enable language-driven semantic perception. Concretely, given L posed sparse input images $I = \{I_i\}_{i=1}^L \in \mathbb{R}^{L \times H \times W \times 3}$ and language descriptions, our goal is to generate both realistic appearance and open-world semantic understanding results for specified novel viewpoints. To achieve this, we exploit 3D Gaussians [19] for scene representation, and utilize CLIP models [24, 37] to provide semantic supervision.

Preliminary. 3D Gaussian Splatting (3DGS) [19] represents a 3D scene using a collection of explicit 3D Gaussian primitives $\{\mathbf{g}_i = (\mathbf{p}_i, \mathbf{c}_i, o_i, \mathbf{s}_i, \mathbf{q}_i)\}_{i=1}^{N_K}$, where each primitive comprises a 3D position $\mathbf{p} \in \mathbb{R}^3$, color $\mathbf{c} \in \mathbb{R}^3$, opacity $o \in \mathbb{R}$, scaling factor $\mathbf{s} \in \mathbb{R}^3$, and rotation quaternion $\mathbf{q} \in \mathbb{R}^4$. For pixel color $\hat{I}(x_p)$ rendering, 3DGS employs α -blending point-based rendering [23], formulated as:

$$\hat{I}(x_p) = \sum_{i \in \mathcal{N}} T_i \alpha_i \mathbf{c}_i, \quad (1)$$

where \mathcal{N} represents Gaussian points overlapping pixel x_p , $\alpha_i = o_i G_i^{proj}$ with G_i^{proj} as the i -th Gaussian’s 2D projection, and transmittance $T_i = \prod_{j=1}^{i-1} (1 - \alpha_j)$.

For pixel semantic feature $\hat{\mathbf{F}}(x_p)$ rendering, following [35, 59], we attach a learnable semantic parameter $\mathbf{f}_i \in \mathbb{R}^D$ to each Gaussian and use the above α -blending:

$$\hat{\mathbf{F}}(x_p) = \sum_{i \in \mathcal{N}} T_i \alpha_i \mathbf{f}_i. \quad (2)$$

Following [31], we use a CLIP text encoder to generate textual feature $\mathbf{T} \in \mathbb{R}^{M \times 512}$ for M classes and obtain rendered segmentation logits $\hat{\mathbf{S}}$ as follows: $\hat{\mathbf{S}} = \cos(\omega_f(\hat{\mathbf{F}}), \mathbf{T})$, where \cos denotes cosine similarity and ω_f is a 1×1 convolution layer for feature dimension alignment.

We incorporate reconstruction and semantic losses to train the 3D Gaussians. The color reconstruction loss, denoted as \mathcal{L}_C , follows the formulation in 3DGS [19], and the semantic loss, \mathcal{L}_S , is defined as:

$$\mathcal{L}_S = \mathcal{L}_{cos}(\omega_f(\hat{\mathbf{F}}), \mathbf{F}) + \mathcal{L}_{ce}(\omega_s(\hat{\mathbf{S}}), \mathbf{S}), \quad (3)$$

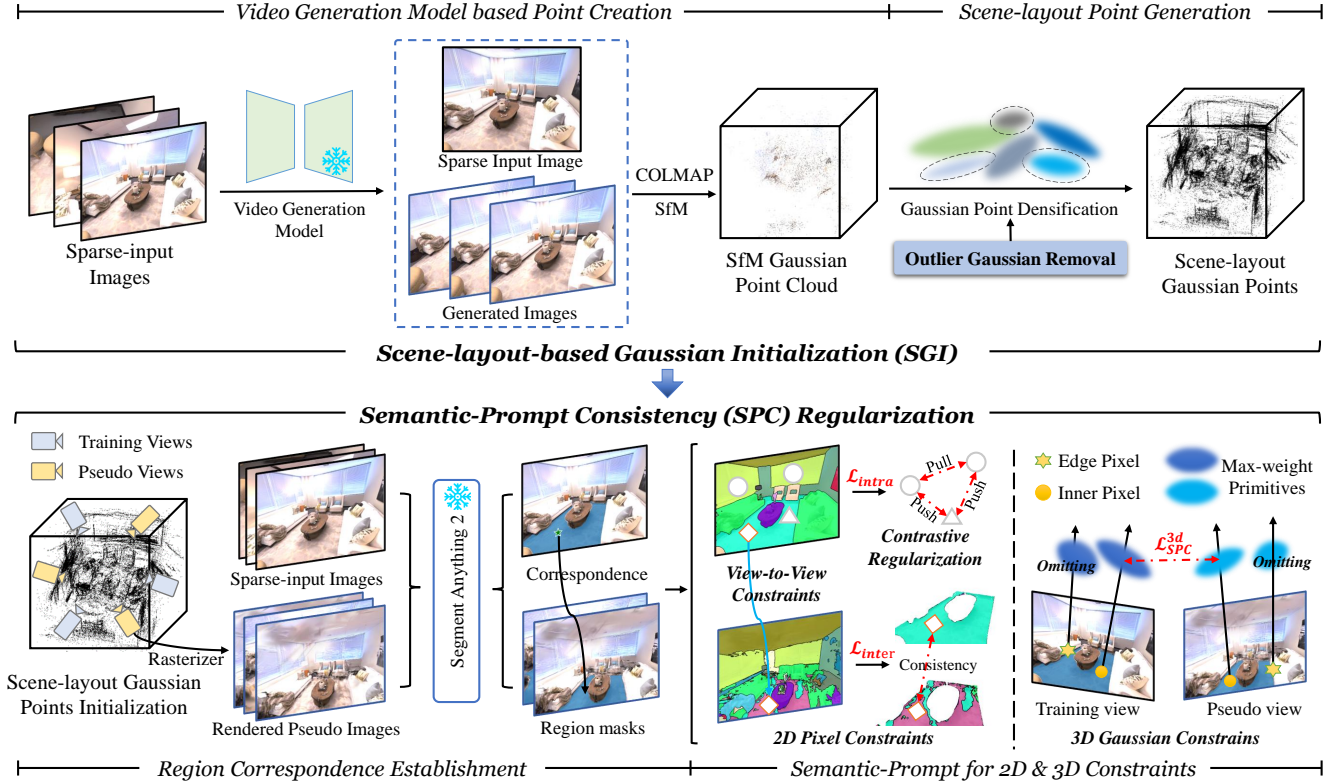


Figure 2. **Framework of SPC-GS.** (a) We first generate adjacent images of each training image using the video generation model [47]. These generated images, combined with the original training images, produce denser initialized SfM points. These points are then optimized to create a scene-layout Gaussian distribution via Gaussian densification and outlier removal. (b) Building on the scene-layout Gaussian initialization, SPC leverages semantic information from training views as instructive semantic prompts to optimize adjacent rendered pseudo views, establishing semantic consistency constraints that enhance overall sparse-input semantic understanding of 3D scenes.

where \mathbf{F} and \mathbf{S} are CLIP-derived semantic features and relevancy maps, respectively. ω_s is a 1×1 convolution layer, and \mathcal{L}_{cos} and \mathcal{L}_{ce} denote cosine and cross-entropy losses.

3.2. Scene-layout-based Gaussian Initialization

We propose Scene-layout-based Gaussian Initialization (SGI) to produce a dense and conducive point distribution for initialization with the following insights and designs.

VGM-based Point Creation. In static indoor scenes, view-point variations correspond to camera movements. Motivated by this, we employ a video generation model (VGM) to create additional views beyond the sparse training set through image-to-video generation. These generated views augment the available scene information and, when combined with the original training views, enrich feature matching during SfM, yielding denser SfM points for generating scene-layout Gaussians.

Specifically, for each training image I_i , we generate eight adjacent views $\{\tilde{I}_i^j\}_{j=1}^8$ using the image-to-video generation mode of the powerful video generation model MotionCtrl [47]. This is accomplished by inputting the training images along with eight standard camera motion trajec-

tries [47] into MotionCtrl. These trajectories include *pan up*, *pan down*, *pan left*, *pan right*, *zoom in*, *zoom out*, *clockwise rotation*, and *anticlockwise rotation*. Each trajectory generates a sequence of consecutive video frames. From each sequence, we select a single frame temporally adjacent to the input training image as the valid generated image since it exhibits superior visual quality. These generated images are then combined with the original training images for SfM processing, yielding denser SfM points for Gaussian initialization (see supplementary file). Despite being denser than SfM points derived from sparse-input training images, these points remain limited in capturing the geometric layout and details of indoor scenes.

Scene-layout Point Generation. We further generate scene-layout point distributions to enhance 3DGS training and scene representation through the following steps.

i) View-constraints 3D Gaussian Densification. Using the denser SfM point initialization, we follow Gaussian densification [19] and using our view constraints from Eq. (9) to generate a more densely distributed, instructive scene-layout Gaussian point set $\{\mathbf{g}_i = (\mathbf{p}_i, \mathbf{c}_i, \mathbf{f}_i, o_i, \mathbf{s}_i, \mathbf{q}_i)\}_{i=1}^{N_{K'}}$, as shown in Fig. 2. These denser $N_{K'}$ points provide an

improved spatial layout of indoor scenes, and enhanced attribute representations (e.g. c_i, f_i), making them effective priors for Gaussian initialization.

ii) *Outlier Gaussian Primitive Removal (OGR)*. During Gaussian densification, new Gaussian primitives are sampled based on a 3D Gaussian probability distribution, which may generate outlier primitives positioned far from the actual scene layout. These outliers, when used in subsequent initialization, complicate the optimization process. To mitigate this, we present a density-based removal strategy to remove those sparse outlier points. Specifically, Gaussian primitives with fewer than \mathcal{P} neighboring points within a spherical radius r are periodically eliminated during training. Empirical experiments show that setting \mathcal{P} to 5 and r to 1 strikes a balance between effective outlier removal and the preservation of essential scene elements.

By using instructive scene-layout-based points for initialization, the 3DGS training and scene representation can be enhanced, consequently improving segmentation performance under the sparse-input condition.

3.3. Semantic-Prompt Consistency Regularization

We introduce Semantic-Prompt Consistency (SPC) regularization to exploit additional supervision signals. The key idea of SPC is to leverage semantics from training views as prompts, to impose effective semantic consistency constraints on corresponding regions of pseudo views.

Region Correspondence Establishment. To establish correspondences between training and pseudo views, we draw inspiration from the powerful zero-shot temporal region proposal extraction capability of Segment Anything Model 2 (SAM2) [38] and leverage it to achieve this.

Specifically, we introduce Iterative Stochastic Prompting (ISP) to efficiently build correspondence. During training, ISP renders pseudo (unobserved) views using the online training SPC-GS. The view locations are sampled from the two nearest known training views by adding random noise following [60]. Then, ISP treats the current training image and its associated pseudo-views as a viewpoint-changed video sequence, and selects a stochastic point coordinate in the training image, as the 2D point prompt for SAM2, generating corresponding region masks across both the training and pseudo views, which can be formulated as:

$$\mathbf{M}_i, \{\mathbf{M}_i^*\}_{p=1}^P = \text{ISP}(I_i, \{I_i^*\}_{p=1}^P), \quad (4)$$

where I_i^* is the rendered pseudo image and \mathbf{M}_i^* is the corresponding region mask within I_i^* . P is set to 2 for computational efficiency. As training progress proceeds, the stochastic sampling mechanism encourages a uniform distribution of points across the entire image space, facilitating the efficient region mask correspondence construction for diverse regions of the whole image, as shown in Fig. 3.




Figure 3. Illustration of Iterative Stochastic Prompting (ISP). During training, ISP randomly samples point coordinates (★) from the training view, serving as the point prompt for SAM2 to produce region masks (highlighted in blue) across training and pseudo views.

Semantic-Prompt for 2D Constrains. Building on the established region mask correspondences, we enforce effective constraints within 2D views to enhance Gaussian learning with sparse inputs.

i) *View-to-View Regularization.* Leveraging the semantics from training views as prompts, we enforce training-to-pseudo semantic consistency constraints in feature and relevancy map aspects, which is formulated as:

$$\mathcal{L}_{inter} = \sum_{p=1}^P \left\| \frac{\hat{\mathbf{F}}_p^* \odot \mathbf{M}_p^*}{\sum \mathbf{M}_p^*} - \frac{\hat{\mathbf{F}} \odot \mathbf{M}}{\sum \mathbf{M}} \right\|_2 - \sum_{p=1}^P \mathcal{R}[\Phi(\hat{\mathbf{S}} \odot \mathbf{M})] \log(\hat{\mathbf{S}}_p^* \odot \mathbf{M}_p^*), \quad (5)$$

where $\hat{\mathbf{F}}^*$ and $\hat{\mathbf{S}}^*$ represent the semantic feature and the relevancy map derived from pseudo views. The function Φ is the semantic uniformity operation: $\Phi(\hat{\mathbf{S}} \odot \mathbf{M}) = \text{argmax}_c \sum_{i \in \mathbf{M}} \mathbb{1}\{\text{argmax}(\omega_s(\hat{\mathbf{S}}_i)) = c\}$, which integrates SAM2’s masks with a maximum voting mechanism to select the dominant class c within the region mask \mathbf{M} , unifying the region’s semantics and enforcing consistent region-wise semantic supervision. $\mathcal{R}[\cdot]$ denotes the dimensional reshaping operation to align the dimension shape of the region mask \mathbf{M}^* from the pseudo view. In \mathcal{L}_{inter} , we utilize self-rendered semantic ($\hat{\mathbf{F}}, \hat{\mathbf{S}}$) from training views, generated by the trained SPC-GS, rather than 2D CLIP semantics. This is motivated by the superior coherence and reliability of 3D representations over their 2D counterparts [55] (see supplementary file for experimental validation).

ii) *Contrastive Regularization.* Beyond inter-view, we introduce semantic-guided contrastive learning regularization within intra-training-views to further enhance supervision. This is based on the principle that features of semantically consistent objects should be similar.

Given N feature samples, each sample \mathbf{z} is derived from $\mathbf{z} = W_\psi(\hat{\mathbf{F}})$, where W_ψ is a 1×1 convolution transformation layer. Let $i \in U_z \equiv \{1 \dots N\}$ be the index of a sample, and $T_z(i) \equiv U_z \setminus \{i\}$ represents the index set excluding index i . We designate features with the same rendered semantic label $\tilde{\mathbf{q}}$ as positive samples, where $\tilde{\mathbf{q}} =$

$\Phi(\hat{\mathbf{S}} \odot \{\mathbf{M}^k\}_{k=1}^\eta)$. Here, the $\{\mathbf{M}^k\}_{k=1}^\eta$ denote η masks generated by SAM2’s automatic mask generator in the entire image, and Φ is the function that unifies semantics within each mask. Accordingly, for the i -th sample, positive sample indexes are defined as: $P_z(i) \equiv \{p \in T_z(i) : \tilde{\mathbf{q}}_p = \tilde{\mathbf{q}}_i\}$, and negative sample indexes: $T_z(i) \setminus P_z(i)$. Similar to SimCLR [5], we employ contrastive learning loss to maximize agreement between positive samples. This method brings P_z -indexed positive samples closer in feature space, imposing effective contrastive constraints on sparse-view Gaussian learning, which can be formulated as:

$$\mathcal{L}_{intra} = - \sum_{i \in U_z} \frac{1}{\mathcal{M}_z(i)} \sum_{p \in P_z(i)} \log \left[\frac{e^{((\mathbf{z}_i \cdot \mathbf{z}_p)/\tau)}}{\sum_{j \in T_z(i)} e^{((\mathbf{z}_i \cdot \mathbf{z}_j)/\tau)}} \right], \quad (6)$$

where $\mathcal{M}_z(i)$ denotes the number of elements in $P_z(i)$. The symbol \cdot refers to the inner product operation. τ is the temperature parameter, set to 0.2 in the experiment.

To obtain N samples, we employ a patch-wise sampling strategy by randomly extracting a patch of size $h \times w$ in each training iteration, where $N = h \times w$. Empirically, h and w are both set to 128. In summary, the semantic prompt for 2D constraints can be formulated as:

$$\mathcal{L}_{SPC}^{2d} = \mathcal{L}_{inter} + \mathcal{L}_{intra}. \quad (7)$$

Semantic-Prompt for 3D Constrains. In addition to 2D constraints, we extend semantic-prompt to impose effective 3D constraints on 3D Gaussian primitives. Considering that Gaussian primitives with maximum weight dominate the rendering results (Eq. (2)), we encourage *semantic feature similarity* between the maximally-weighted 3D Gaussians from two corresponding regions. Specifically, for each pixel within the region mask, we identify the Gaussian primitive with maximum weight along the ray cast into 3D space. Then, the semantic features of these maximally-weighted Gaussians from training views are used to constrain their counterparts in pseudo views.

However, since Gaussians related to region boundaries often span objects with differing semantics, directly applying the above constraints may complicate optimization. To mitigate this, we introduce a *Region Boundary Erosion* technique, which removes ambiguous primitives corresponding to region boundaries, which is defined as:

$$\mathcal{L}_{SPC}^{3d} = \mathcal{L}_{kl}(\mathcal{F} || \mathcal{F}^*) = \sum_{j=1}^{n'} \bar{\mathbf{f}} \log \left(\frac{\bar{\mathbf{f}}}{\mathbf{f}_j^*} \right), \quad (8)$$

where \mathcal{F} denotes the mean feature representation of 3D Gaussian primitives derived from mask \mathbf{M}' in the training view, defined as $\bar{\mathbf{f}} = (\mathbf{f} \odot \mathbf{M}') / \sum \mathbf{M}'$. Here, \mathbf{M}' refers to the eroded mask after region boundary erosion, which is achieved through morphological erosion. Specifically, a

pixel $\mathbf{M}'(x, y)$ is retained as “True” only if all pixels within its 5×5 neighborhood in the input original mask \mathbf{M} are “True”; otherwise, it is set to “False”. This operation effectively shrinks the boundaries of the region, causing them to contract inward. The set $\mathcal{F}^* = \{\mathbf{f}_1^*, \mathbf{f}_2^*, \dots, \mathbf{f}_{n'}^*\}$ comprises n' Gaussian primitives obtained from eroded masks $\{\mathbf{M}^{*'}\}_{p=1}^P$ in pseudo views.

To summarize, the overall loss is given by:

$$\mathcal{L} = \mathcal{L}_C + \mathcal{L}_S + \mathcal{L}_{GS} + \mathcal{L}_S^{3d} + \lambda(\mathcal{L}_{SPC}^{2d} + \mathcal{L}_{SPC}^{3d}), \quad (9)$$

where \mathcal{L}_{GS} is the semantic loss for generated images from video generation model: $\mathcal{L}_{GS} = \mathcal{L}_{cos}(\omega_f(\hat{\mathbf{F}}^g), \mathbf{F}^g) + \mathcal{L}_{ce}(\omega_s(\hat{\mathbf{S}}^g), \mathbf{S}^g)$. These generated RGB images are not used for color constraints due to their error-prone color pixels that degrade overall results (*see supplementary file*). \mathcal{L}_S^{3d} is the 3D local adaptive regularization, which promotes semantic similarity among neighboring Gaussians: $\mathcal{L}_S^{3d} = \frac{1}{\theta k} \sum_{i=1}^\theta \sum_{j=1}^k \omega_{ij} (\|\mathbf{f}_i - \mathbf{f}_j\|_2)$, where $\theta = 800$ denotes the number of Gaussian randomly sampled per iteration, and $k = 5$ specifies the number of nearest neighbors for each sampled Gaussian in 3D space. $\omega_{ij} = \exp(-\|\mu_i - \mu_j\|_2)$ is the distance-based weighting coefficient. To prevent early-stage suboptimal convergence, λ is initialized at 0 and then increased to 1 after 4k iterations during training.

4. Experiments

4.1. Experimental Setup

Datasets. We conduct experiments on two widely-used indoor scene datasets in terms of novel view synthesis: Replica [42] and ScanNet [8], using a sparse-input setting with only 12 input images for training. Following the standard sparse-input protocol [25, 60], every 10-*th* frame from each sequence is selected for testing, while 12 evenly sampled sparse views from the remaining images are used for training. These 12 views collectively encompass the entire scene. Notably, the “inside-out” viewing direction and limited overlap among views in sparse-input indoor scenes pose significant challenges for free-view synthesis.

Evaluation Metrics. We employ PSNR, SSIM [46], and LPIPS [57] for evaluating image quality. We report segmentation performance using the mean Intersection-over-Union (mIoU) and mean pixel accuracy (mAcc).

Implementation Details. We implement our approach using the official PyTorch 3D Gaussian Splatting [19] on an NVIDIA A100 GPU. The dimension of the learnable semantic parameter attached to 3D Gaussians is set to 32. We modify the CUDA kernel to enable parallel differentiable rasterization of both color and semantic attributes. We employ CLIP ViT-B/16 [37] for feature extraction and SAM2 Hiera-L [38] for region mask generation. More details are provided in the supplementary file.




Figure 4. Visual reconstruction results on novel views. Our approach achieves superior global structure and photo-realistic details.

Method	Replica [42]					ScanNet [8]				
	PSNR \uparrow	SSIM \uparrow	LPIPS \downarrow	mIoU \uparrow	mAcc \uparrow	PSNR \uparrow	SSIM \uparrow	LPIPS \downarrow	mIoU \uparrow	mAcc \uparrow
3DOVS [31]	13.200	0.515	0.663	3.913	21.439	18.721	0.643	0.544	7.751	36.356
Feature 3DGS [59]	17.059	0.700	0.359	7.407	30.209	18.088	0.656	0.424	7.347	38.002
LangSplat [35]	17.715	0.701	0.420	3.292	18.621	18.780	0.663	0.476	3.339	24.491
Gau-Grouping [50]	17.297	0.691	0.376	15.028	50.422	19.006	0.675	0.421	<u>15.172</u>	<u>57.355</u>
DNGaussian [25]	18.513	0.712	0.402	<u>16.657</u>	<u>54.400</u>	18.392	0.691	0.484	13.912	54.814
FSGS [60]	18.694	0.725	0.328	16.101	53.474	20.574	0.696	0.406	14.031	56.850
CoR-GS [56]	<u>18.955</u>	<u>0.758</u>	<u>0.312</u>	15.933	52.476	<u>20.815</u>	<u>0.721</u>	<u>0.393</u>	14.462	55.812
Ours	22.011	0.792	0.254	23.960	63.262	22.401	0.741	0.368	28.944	68.823

Table 1. Quantitative results of reconstruction and segmentation on novel views on the Replica and ScanNet datasets, using the CLIP [37] for optimization with 12 training views. Our approach achieves **superior performances** across all metrics on various datasets.

4.2. Comparison with State-of-the-art Methods

We conduct novel view synthesis comparisons using sparse input data in indoor scenes, including two types of methods. *i) 3D open-vocabulary segmentation methods*, including 3DOVS [31], Feature 3DGS [59], LangSplat [35], and Gau-Grouping [50], are designed for 3D open world semantic understanding. *ii) Sparse-input free-view synthesis methods* contain DNGaussian [25], FSGS [60], and CoR-GS [56], which are designed to learn Gaussian radiance fields from sparse inputs, focusing primarily on appearance modeling. For concurrent 3D open-world segmentation, we extend these methods by adding semantic properties to Gaussian and incorporating CLIP-based semantic supervision, aligning with the semantic settings of our approach. We adopt consistent evaluations across all methods by employing the same sparse-input training protocol and test views.

Qualitative Results. *i) Reconstruction.* As shown in Fig. 4, the results from existing 3D open-vocabulary segmentation methods exhibit significant artifacts, since these methods lack sufficient view constraints. Although sparse-view reconstruction methods introduce geometric constraints for regularization, they struggle to recover photo-realistic details. In comparison, our approach incorporates scene-layout points prior and semantic consistency constraints, leading to a more detailed appearance.

ii) Open-world Segmentation. In Fig. 5, current methods struggle to obtain precise and complete results, since they easily encounter ambiguity arising from insufficient seman-

tic view supervision. In contrast, our method delivers accurate results, benefiting from the SPC regularization that provides effective consistency constraints.

Quantitative Results. Table 1 shows that, when optimized using the CLIP model [37], our approach significantly outperforms existing methods across all metrics on both synthetic and real datasets. Competing methods struggle under sparse input conditions, due to either limited Gaussian representations or insufficient semantic consistency constraints. Notably, LangSplat faces considerable challenges, as it freezes Gaussian coordinates, scale, and rotation during semantic parameter optimization, which severely impedes semantic learning under sparse inputs. Besides, our method maintains superior results when optimized with CLIP-LSeg [24] (*see supplementary file*), validating its generalizability.

4.3. Ablation Studies

Key Components. In Table 2, applying the VGM-based Point Creation (PC, #1) and Scene-layout Point Generation (SPG, #2) notably improves reconstruction quality over setting #0, and consequently boosts segmentation results, validating SGI’s effectiveness in enhancing Gaussian representation. Adding the full Semantic-Prompt Consistency regularization (SPC, #4) further yields significant segmentation gains, showing SPC’s capability to address insufficient view constraints and enhance 3D scene understanding. Fig. 6 also shows that adding SGI can reduce artifacts, and applying SPC further enhances segmentation results.

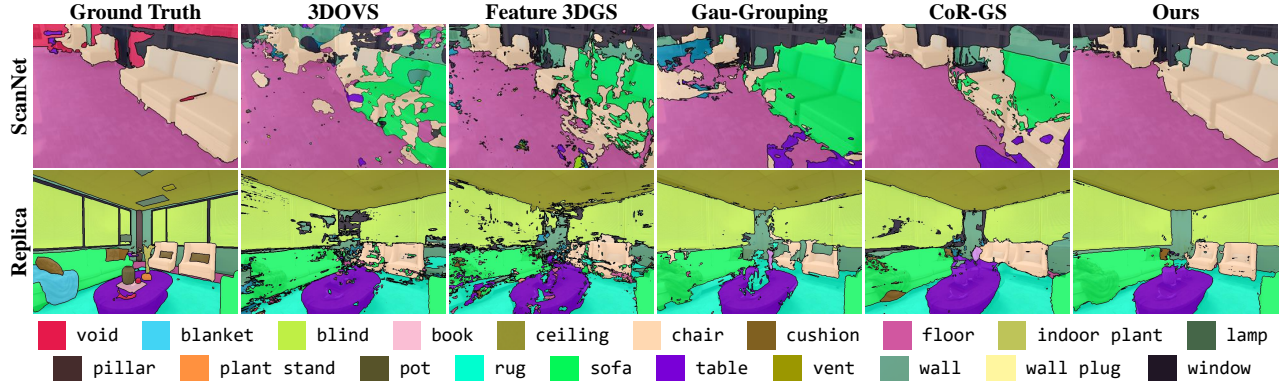


Figure 5. Visual open-world segmentation results on novel views. Our approach yields more accurate and complete results.

Case	SGI		SPC		Replica [42]				
	PC	SPG	2D	3D	PSNR	SSIM	LPIPS	mIoU	mAcc
#0					17.134	0.678	0.369	14.899	51.255
#1	✓				18.924	0.724	0.334	16.279	52.212
#2	✓	✓			21.176	0.783	0.260	19.401	58.281
#3	✓	✓	✓		21.814	0.791	0.257	22.849	61.362
#4	✓	✓	✓	✓	22.011	0.792	0.254	23.960	63.262

Table 2. Ablation study on key components.

Case	Configuration	PSNR	SSIM	LPIPS	mIoU	mAcc
#a	Ours (Full setting)	22.011	0.792	0.254	23.960	63.262
#b	w/o View-to-View Regular.	21.683	0.789	0.257	21.244	60.914
#c	w/o Contrastive Regular.	21.879	0.792	0.256	22.322	60.086
#d	w/o Boundary Erosion	21.950	0.792	0.254	22.964	61.706

Table 3. Ablation results of our SPC with different settings.




Figure 6. Visual ablation comparison of key components.

Components in SPC. In Table 3, removing either the 2D view-to-view or contrastive regularization (#b, #c), or omitting the region boundary erosion operation in the 3D constraint (#d), degrades performance. This validates their roles in mitigating insufficient supervision and filtering ambiguous Gaussian primitives spanning different objects.

Robustness. In Table 4, our strategies also achieve significant gains even with sparse SfM initialization from limited training images, validating their robustness.

Initialization. From top to bottom in Fig. 7, we can see that leveraging denser and more effective points for Gaussian initialization promotes 3DGS training that enhances scene representation, leading to improved rendered results.

Case	Configuration	PSNR	SSIM	LPIPS	mIoU	mAcc
#a	SfM Points Initialization	17.134	0.678	0.369	14.899	51.255
#b	#a + SGI	20.680	0.774	0.270	18.169	56.928
#c	#b + SPC	21.589	0.786	0.260	20.766	61.000

Table 4. Results of our strategies using SfM point initialization.

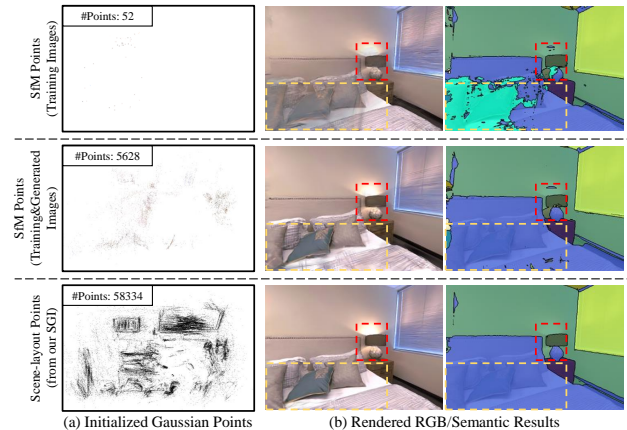


Figure 7. Visual comparison of different initializations and their rendering results after optimization with these initializations.

5. Conclusion

This paper presents SPC-GS, a novel approach to address the challenges of GS-based indoor open-world free-view synthesis with sparse views. In SPC-GS, the proposed Scene-layout-based Gaussian Initialization (SGI) effectively enhances Gaussian representation by providing an instructive point initialization, consequently promoting semantic learning. Additionally, the Semantic-Prompt Consistency (SPC) regularization mitigates limited supervision by introducing additional view-consistent semantic constraints, improving coherent segmentation performance. Experimental results show that our approach significantly outperforms SOTA methods in reconstruction and 3D open-world segmentation tasks across synthetic and real-world datasets with various CLIP models.

References

- [1] Mathilde Caron, Hugo Touvron, Ishan Misra, Hervé Jégou, Julien Mairal, Piotr Bojanowski, and Armand Joulin. Emerging properties in self-supervised vision transformers. In *Proceedings of the IEEE/CVF international conference on computer vision*, pages 9650–9660, 2021. 3
- [2] David Charatan, Sizhe Lester Li, Andrea Tagliasacchi, and Vincent Sitzmann. pixelsplat: 3d gaussian splats from image pairs for scalable generalizable 3d reconstruction. In *Proceedings of the IEEE/CVF Conference on Computer Vision and Pattern Recognition*, pages 19457–19467, 2024. 3
- [3] Anpei Chen, Zexiang Xu, Fuqiang Zhao, Xiaoshuai Zhang, Fanbo Xiang, Jingyi Yu, and Hao Su. Mvsnerf: Fast generalizable radiance field reconstruction from multi-view stereo. In *Proceedings of the IEEE/CVF international conference on computer vision*, pages 14124–14133, 2021. 2
- [4] Anpei Chen, Zexiang Xu, Andreas Geiger, Jingyi Yu, and Hao Su. Tensorf: Tensorial radiance fields. In *Proceedings of the European Conference on Computer Vision*, pages 333–350. Springer, 2022. 2
- [5] Ting Chen, Simon Kornblith, Mohammad Norouzi, and Geoffrey Hinton. A simple framework for contrastive learning of visual representations. In *International conference on machine learning*, pages 1597–1607. PMLR, 2020. 6
- [6] Yuedong Chen, Haofei Xu, Chuanxia Zheng, Bohan Zhuang, Marc Pollefeys, Andreas Geiger, Tat-Jen Cham, and Jianfei Cai. Mvsplat: Efficient 3d gaussian splatting from sparse multi-view images. In *Proceedings of the European Conference on Computer Vision*, pages 370–386. Springer, 2024. 3
- [7] Jaeyoung Chung, Jeongtaek Oh, and Kyoung Mu Lee. Depth-regularized optimization for 3d gaussian splatting in few-shot images. In *Proceedings of the IEEE/CVF Conference on Computer Vision and Pattern Recognition*, pages 811–820, 2024. 3
- [8] Angela Dai, Angel X Chang, Manolis Savva, Maciej Halber, Thomas Funkhouser, and Matthias Nießner. Scannet: Richly-annotated 3d reconstructions of indoor scenes. In *Proceedings of the IEEE conference on computer vision and pattern recognition*, pages 5828–5839, 2017. 2, 6, 7, 1, 3, 4
- [9] Angela Dai, Matthias Nießner, Michael Zollhöfer, Shahram Izadi, and Christian Theobalt. Bundlefusion: Real-time globally consistent 3d reconstruction using on-the-fly surface reintegration. *ACM Transactions on Graphics*, 36(4): 1, 2017. 2
- [10] Robert A Drebin, Loren Carpenter, and Pat Hanrahan. Volume rendering. *ACM Siggraph Computer Graphics*, 22(4): 65–74, 1988. 2
- [11] Zhiwen Fan, Peihao Wang, Yifan Jiang, Xinyu Gong, De-jia Xu, and Zhangyang Wang. Nerf-sos: Any-view self-supervised object segmentation on complex scenes. In *Proceedings of the International Conference on Learning Representations*, 2022. 3
- [12] Ben Fei, Jingyi Xu, Rui Zhang, Qingyuan Zhou, Weidong Yang, and Ying He. 3d gaussian splatting as new era: A survey. *IEEE Transactions on Visualization and Computer Graphics*, 2024. 2
- [13] Kyle Gao, Yina Gao, Hongjie He, Dening Lu, Linlin Xu, and Jonathan Li. Nerf: Neural radiance field in 3d vision, a comprehensive review. *arXiv preprint arXiv:2210.00379*, 2022. 2
- [14] Xu Hu, Yuxi Wang, Lue Fan, Junsong Fan, Junran Peng, Zhen Lei, Qing Li, and Zhaoxiang Zhang. Semantic anything in 3d gaussians. *arXiv preprint arXiv:2401.17857*, 2024. 3
- [15] Binbin Huang, Zehao Yu, Anpei Chen, Andreas Geiger, and Shenghua Gao. 2d gaussian splatting for geometrically accurate radiance fields. In *ACM SIGGRAPH 2024 Conference Papers*, pages 1–11, 2024. 2
- [16] Chenguang Huang, Oier Mees, Andy Zeng, and Wolfram Burgard. Visual language maps for robot navigation. In *Proceedings of the IEEE International Conference on Robotics and Automation*, pages 10608–10615, 2023. 1
- [17] Ajay Jain, Matthew Tancik, and Pieter Abbeel. Putting nerf on a diet: Semantically consistent few-shot view synthesis. In *Proceedings of the IEEE/CVF International Conference on Computer Vision*, pages 5885–5894, 2021. 2
- [18] Krishna Murthy Jatavallabhula, Alihusein Kuwajerwala, Qiao Gu, Mohd Omama, Ganesh Iyer, Soroush Saryazdi, Tao Chen, Alaa Maalouf, Shuang Li, Nikhil Varma Keetha, Ayush Tewari, Joshua Tenenbaum, Celso de Melo, Madhava Krishna, Liam Paull, Florian Shkurti, and Antonio Torralba. Conceptfusion: Open-set multimodal 3d mapping. In *Proceedings of Robotics: Science and Systems*, 2023. 1
- [19] Bernhard Kerbl, Georgios Kopanas, Thomas Leimkühler, and George Drettakis. 3d gaussian splatting for real-time radiance field rendering. *ACM Transactions on Graphics*, 42(4), 2023. 2, 3, 4, 6
- [20] Justin Kerr, Chung Min Kim, Ken Goldberg, Angjoo Kanazawa, and Matthew Tancik. Lerf: Language embedded radiance fields. In *Proceedings of the IEEE/CVF International Conference on Computer Vision*, pages 19729–19739, 2023. 2, 3
- [21] Chung Min Kim, Mingxuan Wu, Justin Kerr, Ken Goldberg, Matthew Tancik, and Angjoo Kanazawa. Garfield: Group anything with radiance fields. In *Proceedings of the IEEE/CVF Conference on Computer Vision and Pattern Recognition*, pages 21530–21539, 2024. 3
- [22] Sosuke Kobayashi, Eiichi Matsumoto, and Vincent Sitzmann. Decomposing nerf for editing via feature field distillation. In *Proceedings of the Advances in Neural Information Processing Systems*, pages 23311–23330, 2022. 3
- [23] Georgios Kopanas, Julien Philip, Thomas Leimkühler, and George Drettakis. Point-based neural rendering with per-view optimization. In *Computer Graphics Forum*, pages 29–43. Wiley Online Library, 2021. 3
- [24] Boyi Li, Kilian Q Weinberger, Serge Belongie, Vladlen Koltun, and Rene Ranftl. Language-driven semantic segmentation. In *Proceedings of the International Conference on Learning Representations*, 2022. 3, 7, 6, 8, 10
- [25] Jiahe Li, Jiawei Zhang, Xiao Bai, Jin Zheng, Xin Ning, Jun Zhou, and Lin Gu. Dngaussian: Optimizing sparse-view 3d gaussian radiance fields with global-local depth normalization. In *Proceedings of the IEEE/CVF Conference on Computer Vision and Pattern Recognition*, pages 20775–20785, 2024. 2, 3, 6, 7, 9, 10

- [26] Guibiao Liao, Wei Gao, Qiuping Jiang, Ronggang Wang, and Ge Li. Mmnet: Multi-stage and multi-scale fusion network for rgb-d salient object detection. In *Proceedings of the ACM international conference on multimedia*, pages 2436–2444, 2020. 1
- [27] Guibiao Liao, Jiankun Li, Zhenyu Bao, Xiaoqing Ye, Jingdong Wang, Qing Li, and Kanglin Liu. Clip-gs: Clip-informed gaussian splatting for real-time and view-consistent 3d semantic understanding. *arXiv preprint arXiv:2404.14249*, 2024. 2
- [28] Guibiao Liao, Jiankun Li, and Xiaoqing Ye. Vlm2scene: Self-supervised image-text-lidar learning with foundation models for autonomous driving scene understanding. In *Proceedings of the AAAI Conference on Artificial Intelligence*, pages 3351–3359, 2024. 1
- [29] Guibiao Liao, Kaichen Zhou, Zhenyu Bao, Kanglin Liu, and Qing Li. Ov-nerf: Open-vocabulary neural radiance fields with vision and language foundation models for 3d semantic understanding. *IEEE Transactions on Circuits and Systems for Video Technology*, 2024. 2
- [30] Fangchen Liu, Kuan Fang, Pieter Abbeel, and Sergey Levine. Moka: Open-vocabulary robotic manipulation through mark-based visual prompting. *arXiv preprint arXiv:2403.03174*, 2024. 1
- [31] Kunhao Liu, Fangneng Zhan, Jiahui Zhang, Muyu Xu, Yingchen Yu, Abdulmotaieb El Saddik, Christian Theobalt, Eric Xing, and Shijian Lu. Weakly supervised 3d open-vocabulary segmentation. In *Proceedings of the Advances in Neural Information Processing Systems*, pages 53433–53456, 2023. 2, 3, 7, 9, 10
- [32] Ben Mildenhall, Pratul P Srinivasan, Matthew Tancik, Jonathan T Barron, Ravi Ramamoorthi, and Ren Ng. Nerf: Representing scenes as neural radiance fields for view synthesis. In *Proceedings of the European Conference on Computer Vision*, pages 405–421. Springer, 2020. 2
- [33] Thomas Müller, Alex Evans, Christoph Schied, and Alexander Keller. Instant neural graphics primitives with a multiresolution hash encoding. *ACM Transactions on Graphics*, 41(4):1–15, 2022. 2
- [34] Michael Niemeyer, Jonathan T Barron, Ben Mildenhall, Mehdi SM Sajjadi, Andreas Geiger, and Noha Radwan. Regnerf: Regularizing neural radiance fields for view synthesis from sparse inputs. In *Proceedings of the IEEE/CVF Conference on Computer Vision and Pattern Recognition*, pages 5480–5490, 2022. 3
- [35] Minghan Qin, Wanhua Li, Jiawei Zhou, Haoqian Wang, and Hanspeter Pfister. Langsplat: 3d language gaussian splatting. In *Proceedings of the IEEE/CVF Conference on Computer Vision and Pattern Recognition*, pages 20051–20060, 2024. 1, 3, 7, 2, 9
- [36] Yansong Qu, Shaohui Dai, Xinyang Li, Jianghang Lin, Lijuan Cao, Shengchuan Zhang, and Rongrong Ji. Goi: Find 3d gaussians of interest with an optimizable open-vocabulary semantic-space hyperplane. In *Proceedings of the 32nd ACM International Conference on Multimedia*, pages 5328–5337, 2024. 3
- [37] Alec Radford, Jong Wook Kim, Chris Hallacy, Aditya Ramesh, Gabriel Goh, Sandhini Agarwal, Girish Sastry, Amanda Askell, Pamela Mishkin, Jack Clark, et al. Learning transferable visual models from natural language supervision. In *Proceedings of the International conference on machine learning*, pages 8748–8763. PMLR, 2021. 3, 6, 7, 8, 9
- [38] Nikhila Ravi, Valentin Gabeur, Yuan-Ting Hu, Ronghang Hu, Chaitanya Ryali, Tengyu Ma, Haitham Khedr, Roman Rädle, Chloe Rolland, Laura Gustafson, et al. Sam 2: Segment anything in images and videos. *arXiv preprint arXiv:2408.00714*, 2024. 2, 5, 6
- [39] Qihong Shen, Xingyi Yang, and Xinchao Wang. Flashsplat: 2d to 3d gaussian splatting segmentation solved optimally. In *Proceedings of the European Conference on Computer Vision*, pages 456–472. Springer, 2024. 3
- [40] Yunhang Shen, Chaoyou Fu, Peixian Chen, Mengdan Zhang, Ke Li, Xing Sun, Yunsheng Wu, Shaohui Lin, and Rongrong Ji. Aligning and prompting everything all at once for universal visual perception. In *Proceedings of the IEEE/CVF Conference on Computer Vision and Pattern Recognition*, pages 13193–13203, 2024. 3, 4
- [41] Jin-Chuan Shi, Miao Wang, Hao-Bin Duan, and Shao-Hua Guan. Language embedded 3d gaussians for open-vocabulary scene understanding. In *Proceedings of the IEEE/CVF Conference on Computer Vision and Pattern Recognition*, pages 5333–5343, 2024. 3
- [42] Julian Straub, Thomas Whelan, Lingni Ma, Yufan Chen, Erik Wijmans, Simon Green, Jakob J Engel, Raul Mur-Artal, Carl Ren, Shobhit Verma, et al. The replica dataset: A digital replica of indoor spaces. *arXiv preprint arXiv:1906.05797*, 2019. 2, 6, 7, 8, 1, 3, 4
- [43] Vadim Tschernezki, Iro Laina, Diane Larlus, and Andrea Vedaldi. Neural feature fusion fields: 3d distillation of self-supervised 2d image representations. In *Proceedings of the International Conference on 3D Vision*, pages 443–453, 2022. 3
- [44] Guangcong Wang, Zhaoxi Chen, Chen Change Loy, and Ziwei Liu. Sparsenerf: Distilling depth ranking for few-shot novel view synthesis. In *Proceedings of the IEEE/CVF International Conference on Computer Vision*, pages 9065–9076, 2023. 3
- [45] Qianqian Wang, Zhicheng Wang, Kyle Genova, Pratul P Srinivasan, Howard Zhou, Jonathan T Barron, Ricardo Martin-Brualla, Noah Snavely, and Thomas Funkhouser. Ibrnet: Learning multi-view image-based rendering. In *Proceedings of the IEEE/CVF conference on computer vision and pattern recognition*, pages 4690–4699, 2021. 2
- [46] Zhou Wang, Alan C Bovik, Hamid R Sheikh, and Eero P Simoncelli. Image quality assessment: from error visibility to structural similarity. *IEEE transactions on image processing*, 13(4):600–612, 2004. 6
- [47] Zhouxia Wang, Ziyang Yuan, Xintao Wang, Yaowei Li, Tianshui Chen, Menghan Xia, Ping Luo, and Ying Shan. Motionctrl: A unified and flexible motion controller for video generation. In *Proceedings of the ACM SIGGRAPH*, pages 1–11, 2024. 4, 1, 2
- [48] Tong Wu, Yu-Jie Yuan, Ling-Xiao Zhang, Jie Yang, Yan-Pei Cao, Ling-Qi Yan, and Lin Gao. Recent advances in 3d

- gaussian splatting. *Computational Visual Media*, 10(4):613–642, 2024. [2](#)
- [49] Jiawei Yang, Marco Pavone, and Yue Wang. Freenerf: Improving few-shot neural rendering with free frequency regularization. In *Proceedings of the IEEE/CVF Conference on Computer Vision and Pattern Recognition*, pages 8254–8263, 2023. [3](#)
- [50] Mingqiao Ye, Martin Danelljan, Fisher Yu, and Lei Ke. Gaussian grouping: Segment and edit anything in 3d scenes. In *Proceedings of the European Conference on Computer Vision*, pages 162–179. Springer, 2024. [1](#), [3](#), [7](#), [9](#), [10](#)
- [51] Haiyang Ying, Yixuan Yin, Jinzhi Zhang, Fan Wang, Tao Yu, Ruqi Huang, and Lu Fang. Omnise3d: Omniversal 3d segmentation via hierarchical contrastive learning. In *Proceedings of the IEEE/CVF Conference on Computer Vision and Pattern Recognition*, pages 20612–20622, 2024. [3](#)
- [52] Alex Yu, Vickie Ye, Matthew Tancik, and Angjoo Kanazawa. pixelnerf: Neural radiance fields from one or few images. In *Proceedings of the IEEE/CVF conference on computer vision and pattern recognition*, pages 4578–4587, 2021. [2](#)
- [53] Wangbo Yu, Jinbo Xing, Li Yuan, Wenbo Hu, Xiaoyu Li, Zhipeng Huang, Xiangjun Gao, Tien-Tsin Wong, Ying Shan, and Yonghong Tian. Viewcrafter: Taming video diffusion models for high-fidelity novel view synthesis. *arXiv preprint arXiv:2409.02048*, 2024. [3](#), [4](#)
- [54] Zehao Yu, Anpei Chen, Binbin Huang, Torsten Sattler, and Andreas Geiger. Mip-splatting: Alias-free 3d gaussian splatting. In *Proceedings of the IEEE/CVF Conference on Computer Vision and Pattern Recognition*, pages 19447–19456, 2024. [2](#)
- [55] Yuanwen Yue, Anurag Das, Francis Engelmann, Siyu Tang, and Jan Eric Lenssen. Improving 2d feature representations by 3d-aware fine-tuning. In *Proceedings of the European Conference on Computer Vision*, pages 57–74. Springer, 2024. [5](#)
- [56] Jiawei Zhang, Jiahe Li, Xiaohan Yu, Lei Huang, Lin Gu, Jin Zheng, and Xiao Bai. Cor-gs: sparse-view 3d gaussian splatting via co-regularization. In *Proceedings of the European Conference on Computer Vision*, pages 335–352. Springer, 2024. [3](#), [7](#), [9](#), [10](#)
- [57] Richard Zhang, Phillip Isola, Alexei A Efros, Eli Shechtman, and Oliver Wang. The unreasonable effectiveness of deep features as a perceptual metric. In *Proceedings of the IEEE conference on computer vision and pattern recognition*, pages 586–595, 2018. [6](#)
- [58] Xiaoyu Zhang, Guibiao Liao, Wei Gao, and Ge Li. Tdrnet: Transformer-based dual-branch restoration network for geometry based point cloud compression artifacts. In *Proceedings of the IEEE International Conference on Multimedia and Expo*, pages 1–6. IEEE, 2022. [1](#)
- [59] Shijie Zhou, Haoran Chang, Sicheng Jiang, Zhiwen Fan, Zehao Zhu, Dejie Xu, Pradyumna Chari, Suyu You, Zhangyang Wang, and Achuta Kadambi. Feature 3dgs: Supercharging 3d gaussian splatting to enable distilled feature fields. In *Proceedings of the IEEE/CVF Conference on Computer Vision and Pattern Recognition*, pages 21676–21685, 2024. [1](#), [3](#), [7](#), [2](#), [9](#), [10](#)
- [60] Zehao Zhu, Zhiwen Fan, Yifan Jiang, and Zhangyang Wang. Fsgs: Real-time few-shot view synthesis using gaussian splatting. In *Proceedings of the European Conference on Computer Vision*, pages 145–163. Springer, 2024. [2](#), [3](#), [5](#), [6](#), [7](#), [9](#), [10](#)
- [61] Xingxing Zuo, Pouya Samangouei, Yunwen Zhou, Yan Di, and Mingyang Li. Fmgs: Foundation model embedded 3d gaussian splatting for holistic 3d scene understanding. *arXiv preprint arXiv:2401.01970*, 2024. [3](#)

SPC-GS: Gaussian Splatting with Semantic-Prompt Consistency for Indoor Open-World Free-view Synthesis from Sparse Inputs

Supplementary Material

In this appendix, we present additional materials to support and extend the findings and observations presented in the main body of this paper.

- Section A presents more details of the Scene-layout-based Gaussian Initialization (SGI) strategy.
- Section B elaborates on additional experimental details of our approach.
- Section C offers extended experimental analyses to showcase the effectiveness of our method.
- Section D presents more qualitative results to facilitate better visual comparisons.
- Section E provides per-scene quantitative evaluation results for more comprehensive comparisons.

A. More Details of Scene-layout-based Gaussian Initialization (SGI)

Our proposed SGI strategy includes two main components: *VGM-based Point Creation* and *Scene-layout Point Generation*. *i)* The first component aims to produce denser SfM points by leveraging additional view-changed images that are generated from the original sparse training views. *ii)* The second component yields an instructive scene-layout point distribution for enhanced Gaussian initialization.

Specifically, in the VGM-based Point Creation process, eight neighboring views $\{\tilde{I}_i^j\}_{j=1}^8$ are generated for each original training image I_i using the image-to-video generation mode of the advanced video generation model MotionCtrl [47]. Fig. 8 shows these additional view-changed images (denoted by the blue border) alongside the original training view (indicated by the red border). Subsequently, the generated images are combined with the original training images for SfM processing, yielding denser initialized SfM points. As shown in Table 5, we can see that sparse-input training images alone yield limited SfM points. Augmenting the training images with view-changed images increases the amount of SfM points. Furthermore, the Scene-layout Point Generation further produces a scene-layout-wise Gaussian point distribution, serving as an enhanced and instructive initialization prior. Moreover, these results also can be found in Fig. 9.

In general, these results demonstrate that our full SGI framework effectively provides dense and instructive points for Gaussian initialization, which promotes scene Gaussian representation, and consequently, enhances semantic Gaussian learning in sparse-input scenarios.




Figure 8. Illustration of training image (red border in the center) and corresponding generated images (blue border).

Scene	SfM Points	SfM Points with Generated Views	Scene Layout Points from SGI
Room0	122	6527	57524
Room1	52	5628	58334
Room2	22	2659	54308
Office0	474	5452	41989
Office2	140	2864	44836
Office4	110	3621	29115
Scene0004	70	4027	64016
Scene0389	19	1207	22901
Scene0494	6	3125	37195
Scene0693	48	2911	44060

Table 5. Number of Gaussian points in various settings. “SfM Points” refers to the initialized Gaussian points derived from the Structure-from-Motion (SfM) algorithm using sparse training images. “SfM Points with Generated Views” indicates the initialized SfM Gaussian points derived from the SfM algorithm using training and generated images. “Scene Layout Points from SGI” denotes the Gaussian points obtained from the Scene-layout Gaussian Initialization (SGI) strategy, which are treated as initialized Gaussian points to optimize the Gaussian radiance field.

B. Elaborated Experimental Details

B.1. Datasets

To evaluate the performance of our approach, we conduct sparse-input open-world free-view synthesis experiments on two widely-used benchmark indoor scene datasets: Replica [42] and ScanNet [8].




Figure 9. Visualization of Gaussian point distributions of different scenes: (a) Sparsely distributed SfM points from limited training views; (b) Denser SfM points distribution using generated images and training images; (c) Instructive point distribution obtained via our Scene-layout-based Gaussian Initialization (SGI) strategy, demonstrating improved scene layout coverage that enhances reconstruction quality and consequently improves segmentation accuracy.

Replica is a synthetic scene dataset comprising diverse, high-quality indoor room-scale environments. Each scene features photo-realistic textures, dense geometry, and semantic classes. For experiment evaluations, six commonly evaluated scenes from Replica are utilized: room0, room1, room2, office0, office2, and office4. Following 3DOVS [31], 45 categories are used for text queries: candle, book, vent, box, comforter, switch, bin, plant stand, bed, desk organizer, rug, bench, vase, bottle, ceiling, blanket, bowl, camera, wall, blinds, pillar, sculpture, tablet, chair, lamp, indoor plant, cabinet, stool, table, cushion, panel, plate, basket, pot, tissue paper, nightstand, sofa, window, picture, wall plug, tv screen, shelf, door, floor, clock.

ScanNet is a real-world indoor scene dataset that includes semantic segmentation labels and camera poses provided by BundleFusion [9]. For evaluation, four scenes are selected from ScanNet: scene0004_00, scene0389_00, scene0494_00, and scene0693_00. The commonly used 20 categories defined by ScanNet are used for text queries: wall, floor, cabinet, bed, chair, sofa, table, door, window, bookshelf, picture, counter, desk, curtain, refrigerator, shower curtain, toilet, sink, bathtub, other furniture.

Following the sparse-input experimental protocol outlined in [25, 60], we select every 10-*th* image in the sequence from each scene as the testing view, resulting in 22 to 30 testing images per scene for evaluation. From the remaining images, we uniformly sample 12 views to construct the sparse training set. The resolution of all images is set to 640×448 . During training, RGB images from the training set are utilized for scene reconstruction, with CLIP-derived

semantic features applied for semantic Gaussian learning. For evaluation, only the RGB images and ground-truth semantic labels from the testing set are utilized.

B.2. Implementation Details

Data Preprocessing. Before training, CLIP features are pre-computed offline, following prior methods [31, 59]. The generated images of each training view are obtained using MotionCtrl [47] under the image-to-video mode.

Training. We set the learning rate as 0.0025 for Gaussian semantic parameters, while convolution layers ω_f and ω_s are optimized using Adam with the learning rate of 0.0005. The Outlier Gaussian Primitive Removal (OGR) strategy is implemented every 3k iterations. We first train our model to derive a scene-layout Gaussian point distribution through 10k iterations. These points are then used to initialize Gaussian positions, color attributes (using zero-order spherical harmonics), and semantic attributes, which undergo training for 10k iterations. The entire process costs 45 minutes on average per scene on one A100 GPU.

Inference. During inference, we project 3D Gaussians onto the 2D plane, concurrently producing rendered RGB images and rendered semantic features in novel views. Following previous 3D open-world segmentation methods [31, 35], a set of text queries are utilized to calculate the cosine similarity between these text features and the rendered features, generating the open-vocabulary segmentation results. Our approach achieves a rendering speed of over 300 FPS at a resolution of 640×448 .

Method	Replica [42]					ScanNet [8]				
	PSNR \uparrow	SSIM \uparrow	LPIPS \downarrow	mIoU \uparrow	mAcc \uparrow	PSNR \uparrow	SSIM \uparrow	LPIPS \downarrow	mIoU \uparrow	mAcc \uparrow
3DOVS [31]	13.326	0.520	0.656	8.859	41.909	18.836	0.652	0.535	24.001	72.863
Feature 3DGS [59]	18.154	0.708	0.339	16.357	64.955	19.702	0.678	0.403	21.053	72.722
Gau-Grouping [50]	17.787	0.709	0.350	20.252	66.519	19.189	0.682	0.419	33.549	73.624
DNGaussian [25]	19.964	0.749	0.370	23.692	70.705	20.231	0.706	0.451	32.122	74.895
FSGS [60]	20.371	0.768	0.285	23.721	71.235	21.875	0.730	0.386	34.610	77.840
CoR-GS [56]	20.066	0.779	0.290	22.496	68.901	21.801	0.735	0.388	34.170	77.944
Ours	22.123	0.800	0.248	29.173	75.482	23.042	0.755	0.359	50.271	83.584

Table 6. Quantitative comparison of reconstruction and segmentation results on novel views in Replica and ScanNet datasets, using the CLIP-LSeg [24] to optimize Gaussian semantic attributes with 12 training views. Our approach achieves **superior results** across all metrics on various datasets.

C. Additional Analyses

In this section, we present additional experimental results to further validate the robustness of our proposed method. Specifically, we conduct comparative analyses using various vision-language foundation models, such as CLIP-LSeg [24] and APE [40], which have been adopted in prior works [36, 59] for optimizing Gaussian semantic attributes. Furthermore, we include a comparative study with ViewCrafter [53]. Additionally, we provide more comprehensive ablation studies to evaluate the effectiveness of different components within our framework.

C.1. Results using CLIP-LSeg Model

To assess the effectiveness and generalizability of our approach, we utilize CLIP-LSeg [24] for semantic Gaussian optimization and report the quantitative results in Table 6.

i) Comparison with 3D Open-vocabulary Segmentation Methods. As shown in Table 6, we see that our method consistently surpasses competitors across all metrics on various datasets when using CLIP-LSeg [24] to optimize Gaussian semantic attributes, while other approaches encounter significant challenges under the sparse input condition.

Specifically, the state-of-the-art method Gau-Grouping [50] demonstrates relatively low reconstruction quality and limited performance in open-world segmentation. This is because it uses sparse SfM points for Gaussian initialization, which hampers its ability to represent complex indoor scenes, resulting in inferior reconstruction quality and impaired segmentation precision. Additionally, Gau-Grouping only applies supervision to Gaussians within sparse training views, leading to the under-optimization problem. As a result, this method tends to overfit the training views while producing less accurate results for novel viewpoints. In comparison, our method utilizes dense scene-layout points and semantic-prompt consistency constraints, yielding improvements of 3.97 PSNR and 8.92% mIoU over the second-best method on the Replica benchmark. These results highlight the effectiveness of our approach for open-world free-view synthesis with sparse inputs.

ii) Comparison with Sparse-input Free-view Synthesis Methods. In Table 6, although methods like DNGaussian, FSGS, and CoR-GS achieve improved novel view quality by incorporating additional depth or color regularizations to optimize sparse-view Gaussian radiance fields, our approach consistently surpasses them in both reconstruction quality and semantic understanding accuracy. These improvements can be attributed to the effectiveness of our SGI strategy in enhancing Gaussian representation and the SPC regularization in boosting segmentation accuracy.

In general, these quantitative results validate the effectiveness and generalizability of our approach in 3D indoor open-world free-view synthesis from sparse input images, optimized across different CLIP models. Moreover, the qualitative results using CLIP-LSeg to optimize Gaussian semantic attributes. can be found in Section D and Fig. 17.

C.2. Results using APE Model

Following GOI [36], we utilize the same Aligning and Prompting Everything All at Once (APE) model [40] to extract 2D semantic features from training views, which are treated as the 2D ground truth semantic features for optimizing Gaussian semantic attributes. Since GOI only supports single-query segmentation results using a vocabulary, rather than generating a relevancy map at a time as outlined in its paper [36], we adopt this single-query segmentation setting to produce sparse-input open-world free-view synthesis results. In line with GOI’s implementations, we employ the sparse-input training images for optimization, and then evaluate the single-query performance in novel views for comparisons.

The single-query segmentation results on ScanNet and Replica test data are illustrated in Fig. 10. It can be seen that GOI generates vague reconstruction results in novel viewpoints. This can be attributed to its limited Gaussian representation stemming from sparse Gaussian point initialization. Consequently, inheriting the bottleneck of inferior Gaussian representation, GOI easily faces challenges and produces incomplete and noisy segmentation results under sparse input conditions.




Figure 10. Comparison of reconstruction (rows 1, 3) and open-vocabulary segmentation (rows 2, 4) results on novel views across diverse scenes from the ScanNet and Replica datasets using APE [40] for optimizing Gaussian semantic attributes. Compared to GOI, our approach demonstrates photo-realistic appearance details and more complete segmentation results.

Method	Replica [42]			ScanNet [8]		
	PSNR	SSIM	LPIPS	PSNR	SSIM	LPIPS
ViewCrafter [53]	19.207	0.762	0.325	17.262	0.697	0.468
Ours	22.011	0.792	0.254	22.401	0.741	0.368

Table 7. Quantitative results of reconstruction on novel views.

C.3. Comparison with ViewCrafter

ViewCrafter [53] employs a pre-trained video generation model to synthesize additional views, aiming to enhance sparse-view 3DGS optimization. However, it inherits the *color shift* artifacts commonly associated with diffusion models, often generating reasonable structures with inaccurate color representations, as shown in the left part of Fig. 11. As a result, its reconstruction performance is inferior, as shown in Table 7 and Fig. 11.

C.4. More Ablation Studies

In this section, we present more ablation analyses of our approaches for a more comprehensive analysis.

Effectiveness of OGR. To assess the effectiveness of the Outlier Gaussian Primitive Removal (OGR), we present ablation results in Fig. 12 and #b of Table 8. As depicted in




Figure 11. Visual results. Compared to ViewCrafter, our approach exhibits more photo-realistic appearance details.

Case	Configuration	Replica [42]				
		PSNR \uparrow	SSIM \uparrow	LPIPS \downarrow	mIoU \uparrow	mAcc \uparrow
#a	Ours (Full Setting)	22.011	0.792	0.254	23.960	63.262
#b	w/o OGR	21.889	0.790	0.258	22.501	62.085
#c	w \mathcal{L}_{GR}	20.296	0.761	0.304	19.864	57.812
#d	w 2D CLIP for \mathcal{L}_{inter}	21.906	0.790	0.259	23.139	62.596

Table 8. Further ablation results of our approach with various settings.




Figure 12. Comparison of Gaussian point clouds with and without Outlier Gaussian Primitive Removal (OGR) strategy. Applying the OGR can reduce outlier Gaussian primitives, facilitating the optimization of Gaussian representations and enhancing results.

Fig. 12, the omission of OGR results in an increased presence of outlier Gaussian primitives. These excessive outlier primitives, when used for subsequent Gaussian initialization, complicate the optimization stage, leading to performance degradation as shown in configuration #b of Table 8. These findings demonstrate the efficacy of the OGR strategy in mitigating outlier proliferation, preserving Gaussian representation quality, and enhancing rendering results.

Impact of Generated-view Color Supervision. To investigate the impact of color supervision \mathcal{L}_{GR} provided by generated images, we present the ablation results in #c of Table 8 and Fig. 13. It can be observed that the addition of color supervision \mathcal{L}_{GR} leads to performance degradation. This occurs because the reconstruction task is highly sensitive to erroneous color pixels in generated images, as these inaccuracies can significantly degrade reconstruction quality, with even minor color inconsistencies affecting reconstruction quality, as illustrated in Fig. 13.

Analysis of the Pseudo Supervision Signals. To analyze the effectiveness of using self-rendered semantic representations from training views for supervising pseudo views in




Figure 13. Visual ablation results for using generated-view color supervision \mathcal{L}_{GR} . Incorporating color supervision \mathcal{L}_{GR} (“Ours w \mathcal{L}_{GR} ”) provided from generated RGB images produces inferior results compared to without using \mathcal{L}_{GR} (“Ours”).

Case	Configuration	PSNR \uparrow	SSIM \uparrow	LPIPS \downarrow	mIoU \uparrow	mAcc \uparrow
#a	Baseline	17.134	0.678	0.369	14.899	51.255
#b	#a + SGI*	20.914	0.782	0.284	18.865	57.032
#c	#b + SPC	21.806	0.792	0.254	23.202	62.057

Table 9. Ablation results of our SGI strategy incorporating only vanilla reconstruction loss \mathcal{L}_C and semantic loss \mathcal{L}_S (Eq. (3)).

\mathcal{L}_{inter} (i.e. Eq. (5)), we replace them with the 2D CLIP-derived semantics from training views. As shown in #d of Table 8, this replacement leads to degraded performance. This demonstrates the advantage of self-rendered semantic representations derived from the 3D radiance fields exhibit superior coherent and reliable information over the 2D representations, enhancing overall optimization.

Analysis of the View Constraint in SGI. We examine the effect of view constraints on 3D Gaussian densification within the SGI by utilizing only two components: the vanilla reconstruction loss \mathcal{L}_C and semantic loss \mathcal{L}_S (Eq. (3)), denoted as SGI* in Table 9. The experimental results demonstrate that our SGI strategy also achieves significant improvements, while the additional application of SPC further enhances performance. These findings indicate that our SGI can generate effective scene-layout Gaussian distributions without relying on specific view constraints.

Analysis of the Hyperparameter for Region Boundary Erosion. Table 10 presents an experimental analysis of the erosion hyperparameter used for Region Boundary Erosion. Specifically, the configuration 3×3 indicates that a pixel $M'(x, y)$ is retained as “True” only if all pixels within its 3×3 neighborhood in the input original mask M are “True”; otherwise, it is assigned “False”. This operation effectively contracts region boundaries inward.

The experimental results demonstrate that increasing the size of the erosion hyperparameter, i.e. using a larger kernel, helps reduce the number of ambiguous Gaussian primitives near object boundaries, thereby improving perfor-

Case	Configuration	PSNR \uparrow	SSIM \uparrow	LPIPS \downarrow	mIoU \uparrow	mAcc \uparrow
#a	1×1	21.876	0.792	0.255	23.270	61.409
#b	3×3	21.901	0.791	0.255	23.474	62.485
#c	5×5	22.011	0.792	0.254	23.960	63.262
#d	7×7	21.920	0.792	0.255	23.388	62.314
#e	9×9	21.950	0.792	0.255	23.182	62.349

Table 10. Analysis of the erosion hyperparameter for Region Boundary Erosion.

Point Prompts	#Train	PSNR \uparrow	SSIM \uparrow	LPIPS \downarrow	mIoU \uparrow	mAcc \uparrow
Number=1 (Base)	~ 45 mins	22.011	0.792	0.254	23.960	63.262
Number=2	~ 50 mins	22.044	0.792	0.254	24.089	63.365
Number=3	~ 55 mins	22.034	0.792	0.254	24.364	63.440

Table 11. Performance for the Iterative Stochastic Prompting (ISP) approach with different settings.

mance. However, excessive erosion diminishes the number of available Gaussians for optimization, potentially limiting performance. Based on these empirical findings, we adopt the 5×5 configuration as the final parameter choice.

Analysis of the Number of Point Prompts in ISP. In Table 11, we evaluate the performance across varying quantities of point prompts used to establish region mask correspondences. The experimental results demonstrate that increasing point prompt quantities yields performance comparable to the baseline configuration. This finding suggests that the *iterative stochastic design* in the base ISP effectively generates a uniform distribution of points across the entire image space as the training processes. This enables efficient construction of region mask correspondences across diverse image regions. Overall, given the additional training time required for incorporating more point prompts and their marginal performance gains, we opt not to include further point sampling in the final framework.

Analysis of Lower-Order Spherical Harmonics (SH). As shown in Table 12, employing lower-order SH under generated view constraints (with \mathcal{L}_{GR}) partially alleviates the performance drop in evaluation metrics. However, a noticeable degradation still occurs, primarily due to color inaccuracies in the generated images.

Analysis of Varying Numbers of Training Views. As illustrated in Fig. 14, our method demonstrates strong robustness when using varying numbers of training views in Room0, ranging from very sparse (fewer than 10 views, where COLMAP fails) to dense view configurations. The superior segmentation performance is attributed to the proposed semantic-prompt consistency regularization strategy.

C.5. Limitation Analysis and Future Work

While our SPC-GS framework demonstrates notable advantages in sparse-input open-world free-view synthesis, it is currently limited to static 3D scenes, as it does not incorporate dynamic Gaussian modeling or time-dependent opti-

Loss	SH Setting	Room0 Scene				
		PSNR	SSIM	LPIPS	mIoU	mAcc
w/o \mathcal{L}_{GR}	Ours (SH=3)	20.872	0.704	0.322	16.330	52.486
w \mathcal{L}_{GR}	SH=0	19.040	0.674	0.372	15.066	45.537
	SH=1	18.791	0.669	0.376	13.953	45.471
	SH=2	18.780	0.668	0.378	13.664	44.995
	SH=3	18.766	0.664	0.380	12.358	44.700

Table 12. Results of different spherical harmonics parameters.

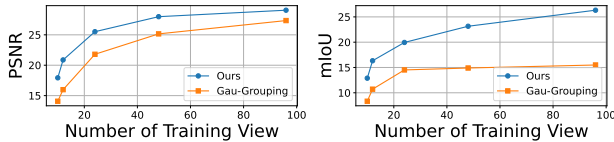


Figure 14. Results using 10, 12, 24, 48, and 96 training views.

mization mechanisms. Future research directions could explore the extension of our method to dynamic open-world free-view synthesis, enabling temporal scene modeling.

D. More Visualization Results

We provide additional qualitative results in Fig. 15, 16 and 17 to better illustrate the effectiveness of our method.

i) Reconstruction. As shown in Fig. 15, the results produced by 3DOVS and Gau-Grouping exhibit significant artifacts due to the limited radiance field representation quality when relying solely on sparse-input training data. Although FSGS and CoR-GS introduce additional geometric constraints to enhance Gaussian radiance fields under sparse input conditions, they struggle to obtain photo-realistic details. In contrast, our approach effectively reduces artifacts and ambiguity, presenting a more robust global structure with finer details, especially in rendered views distant from the training viewpoints (*e.g.* 3rd and 5th rows). These improvements can be attributed to our SGI and SPC strategies, which contribute to an enhanced Gaussian distribution and enforce effective view-consistency supervision, thereby improving the overall quality of Gaussian representation.

ii) Open-world Segmentation. As shown in Fig. 16, when using the CLIP model [37] for optimizing Gaussian semantic attributes, existing methods struggle to achieve precise object boundaries and maintain object integrity. Specifically, 3D open-vocabulary segmentation methods, such as LangSplat and Gau-Grouping, are hindered by the inferior Gaussian point distributions, which consequently impede the semantic Gaussian representation and easily lead to noisy rendered semantic results (*e.g.* Chair in the 1st row). Notably, LangSplat exhibits more pronounced noise (1st \sim 2nd rows) and even inaccurate semantic renderings (3rd \sim 4th rows) in sparse-input scenarios. This stems from a key factor: during semantic parameter opti-

mization, LangSplat inherits Gaussian attributes (*i.e.* position, scaling, and rotation) derived from sparse-input scene reconstruction using the vanilla 3DGS, and only optimizes the semantic parameter to obtain semantic Gaussian representation. By fixing the Gaussian primitives’ attributes, LangSplat prevents flexible adjustment of semantic representations, thereby inheriting the inherent bottlenecks of sparse-input scene reconstruction and significantly compromising segmentation performance.

Moreover, while sparse-input free-view synthesis methods, such as DNGaussian and CoR-GS, introduce geometric constraints to improve Gaussian representation, they still easily face challenges with semantic ambiguity due to insufficient semantic consistency supervision.

In contrast, our method delivers robust and accurate segmentation results, benefiting from the enhanced Gaussian distribution and effective semantic-prompt consistency supervision. Additional visualizations in Fig. 17 further demonstrate that, when optimized with the CLIP-LSeg model [24], our approach consistently outperforms others across diverse scenes, underscoring its robustness in 3D open-vocabulary semantic understanding.

In summary, our approach simultaneously delivers photorealistic rendering quality and superior segmentation performance across diverse scenes. This comprehensive evaluation highlights the effectiveness of our approach for sparse-input open-world free-view synthesis.

E. Per-scene Qualitative Results

In Tables 13 and 14, we present per-scene quantitative comparisons of reconstruction and segmentation results on novel views, utilizing CLIP and CLIP-LSeg for optimizing Gaussian semantic attributes, respectively. Overall, our approach consistently surpasses other state-of-the-art methods in terms of reconstruction and segmentation on synthetic and real-world scenes. These results highlight the effectiveness of our method in indoor open-world free-view synthesis using sparse-input data.




Figure 15. Visual reconstruction results on novel views from the ScanNet dataset (1st ~ 4th Rows) and the Replica dataset (5th ~ 8th Rows), using 12 input views for training. Our approach achieves superior global structure and photo-realistic details, attributed to our enhanced Gaussian representation and effective view-consistency constraints. More detailed analyses refer to Section D.




Figure 16. Visual open-world segmentation results on novel views from the Replica dataset (1st Row) and the ScanNet dataset (3rd ~ 4th Rows) when using the CLIP [37] to optimize Gaussian semantic attributes, with 12 training views. Our method produces more accurate and complete results thanks to the enhanced Gaussian points distribution and semantic consistency constraints.




Figure 17. Visual open-world segmentation results on novel views from the ScanNet dataset (1st ~ 3rd Rows) and the Replica dataset (4th Row) when using the CLIP-LSeg model [24] for optimizing Gaussian semantic attributes, with 12 training views. Our approach consistently demonstrates superior precision.

Method	Room0					Room1				
	PSNR \uparrow	SSIM \uparrow	LPIPS \downarrow	mIoU \uparrow	mAcc \uparrow	PSNR \uparrow	SSIM \uparrow	LPIPS \downarrow	mIoU \uparrow	mAcc \uparrow
3DOVS [31]	16.198	0.554	0.467	5.547	32.699	14.643	0.496	0.674	3.166	18.421
Feature 3DGS [59]	15.991	0.595	0.425	6.402	32.734	17.485	0.674	0.373	5.959	22.927
LangSplat [35]	16.481	0.580	0.407	2.924	20.102	17.116	0.639	0.393	2.167	17.038
Gau-Grouping [50]	15.978	0.599	0.436	10.712	40.774	16.400	0.639	0.410	12.709	46.494
DNGaussian [25]	16.005	0.601	0.492	11.274	42.377	19.353	0.691	0.406	16.883	53.758
FSGS [60]	18.437	0.650	0.365	12.695	44.934	18.516	0.671	0.356	16.065	56.217
CoR-GS [56]	18.813	0.688	0.357	12.747	44.289	19.526	0.725	0.327	16.158	51.927
Ours	20.872	0.704	0.322	16.330	52.486	22.363	0.750	0.264	29.022	74.166
Method	Room2					Office0				
	PSNR \uparrow	SSIM \uparrow	LPIPS \downarrow	mIoU \uparrow	mAcc \uparrow	PSNR \uparrow	SSIM \uparrow	LPIPS \downarrow	mIoU \uparrow	mAcc \uparrow
3DOVS [31]	13.536	0.567	0.669	4.633	25.459	14.317	0.485	0.680	2.156	9.580
Feature 3DGS [59]	15.484	0.705	0.384	7.139	29.271	20.719	0.768	0.279	6.430	21.632
LangSplat [35]	18.092	0.740	0.314	4.277	27.811	21.543	0.774	0.277	1.852	11.097
Gau-Grouping [50]	19.359	0.756	0.313	17.657	69.003	20.128	0.738	0.334	11.485	29.045
DNGaussian [25]	20.626	0.767	0.353	17.229	70.091	20.552	0.759	0.362	13.055	32.788
FSGS [60]	18.295	0.740	0.343	15.562	65.899	21.762	0.789	0.262	13.548	31.720
CoR-GS [56]	18.648	0.783	0.303	15.270	64.398	22.056	0.804	0.251	13.020	31.989
Ours	23.267	0.835	0.209	21.112	73.906	23.382	0.821	0.246	16.488	34.438
Method	Office2					Office4				
	PSNR \uparrow	SSIM \uparrow	LPIPS \downarrow	mIoU \uparrow	mAcc \uparrow	PSNR \uparrow	SSIM \uparrow	LPIPS \downarrow	mIoU \uparrow	mAcc \uparrow
3DOVS [31]	9.716	0.496	0.760	3.228	18.629	10.789	0.490	0.726	4.748	23.844
Feature 3DGS [59]	16.758	0.752	0.338	8.096	34.719	15.915	0.708	0.352	10.416	39.970
LangSplat [35]	18.237	0.779	0.779	3.802	12.832	14.821	0.694	0.348	4.729	22.844
Gau-Grouping [50]	16.133	0.716	0.381	19.108	67.423	15.784	0.695	0.380	18.500	49.792
DNGaussian [25]	19.100	0.765	0.369	21.779	76.004	15.438	0.686	0.429	19.723	51.380
FSGS [60]	18.261	0.777	0.310	19.737	71.854	16.893	0.724	0.334	18.998	50.224
CoR-GS [56]	17.313	0.781	0.325	18.187	70.760	17.374	0.768	0.309	20.220	51.490
Ours	23.095	0.858	0.204	35.109	87.375	19.087	0.785	0.275	25.697	57.201
Method	scene0004					scene0389				
	PSNR \uparrow	SSIM \uparrow	LPIPS \downarrow	mIoU \uparrow	mAcc \uparrow	PSNR \uparrow	SSIM \uparrow	LPIPS \downarrow	mIoU \uparrow	mAcc \uparrow
3DOVS [31]	17.894	0.615	0.496	10.406	51.940	21.550	0.731	0.525	7.919	45.842
Feature 3DGS [59]	16.489	0.600	0.434	8.447	51.692	21.061	0.741	0.383	10.063	46.725
LangSplat [35]	16.656	0.605	0.427	5.499	43.347	23.720	0.791	0.352	4.545	34.339
Gau-Grouping [50]	17.837	0.634	0.424	10.416	54.014	23.241	0.785	0.366	24.414	78.311
DNGaussian [25]	17.810	0.670	0.506	9.460	53.999	20.818	0.739	0.442	20.590	70.258
FSGS [60]	19.011	0.645	0.419	9.934	55.340	24.681	0.796	0.354	21.265	73.597
CoR-GS [56]	18.961	0.662	0.407	10.582	54.445	25.098	0.812	0.338	23.462	75.366
Ours	19.131	0.677	0.404	13.411	64.718	27.232	0.838	0.329	48.243	82.017
Method	scene0494					scene0693				
	PSNR \uparrow	SSIM \uparrow	LPIPS \downarrow	mIoU \uparrow	mAcc \uparrow	PSNR \uparrow	SSIM \uparrow	LPIPS \downarrow	mIoU \uparrow	mAcc \uparrow
3DOVS [31]	16.446	0.663	0.577	6.162	31.342	18.996	0.561	0.580	6.516	16.300
Feature 3DGS [59]	14.304	0.649	0.445	5.571	31.384	20.497	0.635	0.436	5.309	22.209
LangSplat [35]	15.235	0.646	0.646	2.409	15.807	19.511	0.610	0.479	0.903	4.469
Gau-Grouping [50]	15.311	0.648	0.447	10.529	46.358	19.633	0.635	0.446	15.330	50.737
DNGaussian [25]	15.820	0.699	0.473	12.564	50.876	19.120	0.656	0.516	13.036	44.122
FSGS [60]	16.511	0.659	0.433	11.857	53.064	22.094	0.682	0.417	13.069	45.399
CoR-GS [56]	16.303	0.706	0.416	11.175	49.935	22.897	0.703	0.410	12.628	43.501
Ours	18.244	0.725	0.386	26.651	67.365	24.998	0.723	0.354	27.472	61.194

Table 13. Quantitative results of reconstruction and segmentation on novel views across various scenes from Replica and ScanNet datasets, using the CLIP [37] for optimizing Gaussian semantic attributes with 12 training views. Our approach achieves **superior performances** in both reconstruction quality and segmentation accuracy.

Method	Room0					Room1				
	PSNR \uparrow	SSIM \uparrow	LPIPS \downarrow	mIoU \uparrow	mAcc \uparrow	PSNR \uparrow	SSIM \uparrow	LPIPS \downarrow	mIoU \uparrow	mAcc \uparrow
3DOVS [31]	16.277	0.557	0.464	17.789	62.604	14.717	0.513	0.661	7.771	41.968
Feature 3DGS [59]	16.992	0.599	0.405	14.700	58.249	17.532	0.650	0.373	12.257	57.894
Gau-Grouping [50]	17.548	0.636	0.392	20.618	65.525	18.857	0.681	0.348	16.899	63.053
DNGaussian [25]	17.168	0.633	0.467	19.914	62.975	20.731	0.722	0.378	21.399	68.646
FSGS [60]	19.720	0.696	0.336	21.967	66.214	20.969	0.731	0.303	19.626	67.325
CoR-GS [56]	19.362	0.707	0.351	19.377	61.534	19.603	0.732	0.329	16.332	60.915
Ours	20.944	0.716	0.311	25.740	70.296	22.541	0.761	0.252	23.539	71.692
Method	Room2					Office0				
	PSNR \uparrow	SSIM \uparrow	LPIPS \downarrow	mIoU \uparrow	mAcc \uparrow	PSNR \uparrow	SSIM \uparrow	LPIPS \downarrow	mIoU \uparrow	mAcc \uparrow
3DOVS [31]	13.540	0.570	0.660	7.886	44.913	14.580	0.483	0.677	4.347	25.848
Feature 3DGS [59]	18.338	0.742	0.342	16.536	67.860	21.738	0.771	0.285	13.247	56.463
Gau-Grouping [50]	17.910	0.737	0.341	18.196	67.612	20.530	0.751	0.313	16.006	54.395
DNGaussian [25]	20.991	0.784	0.333	24.145	76.987	21.700	0.785	0.352	18.991	59.040
FSGS [60]	20.149	0.781	0.272	24.636	76.413	22.580	0.810	0.252	19.137	59.542
CoR-GS [56]	19.893	0.805	0.265	23.611	74.854	22.715	0.808	0.253	19.845	59.545
Ours	22.879	0.838	0.210	26.995	78.006	23.134	0.819	0.249	23.166	62.666
Method	Office2					Office4				
	PSNR \uparrow	SSIM \uparrow	LPIPS \downarrow	mIoU \uparrow	mAcc \uparrow	PSNR \uparrow	SSIM \uparrow	LPIPS \downarrow	mIoU \uparrow	mAcc \uparrow
3DOVS [31]	9.687	0.497	0.753	6.912	40.524	11.157	0.502	0.721	8.448	35.599
Feature 3DGS [59]	18.812	0.788	0.281	20.073	79.211	15.513	0.701	0.346	21.328	70.054
Gau-Grouping [50]	17.130	0.756	0.323	26.287	78.060	14.748	0.692	0.384	23.505	70.468
DNGaussian [25]	21.082	0.822	0.311	27.715	81.715	18.115	0.748	0.381	29.989	74.869
FSGS [60]	20.486	0.817	0.251	27.564	82.127	18.324	0.772	0.294	29.397	75.789
CoR-GS [56]	20.354	0.830	0.255	26.757	82.480	18.467	0.792	0.286	29.053	74.079
Ours	23.413	0.868	0.200	39.293	88.195	19.825	0.798	0.266	36.304	82.039
Method	scene0004					scene0389				
	PSNR \uparrow	SSIM \uparrow	LPIPS \downarrow	mIoU \uparrow	mAcc \uparrow	PSNR \uparrow	SSIM \uparrow	LPIPS \downarrow	mIoU \uparrow	mAcc \uparrow
3DOVS [31]	17.829	0.616	0.498	23.079	75.464	21.882	0.739	0.515	24.401	81.412
Feature 3DGS [59]	18.038	0.618	0.406	16.215	77.017	24.682	0.806	0.337	31.594	89.220
Gau-Grouping [50]	17.975	0.631	0.411	28.301	74.673	22.931	0.779	0.365	43.316	83.081
DNGaussian [25]	17.853	0.636	0.487	25.833	73.883	25.363	0.819	0.374	39.106	89.642
FSGS [60]	19.399	0.672	0.411	28.743	78.000	26.784	0.844	0.328	39.576	89.337
CoR-GS [56]	19.331	0.673	0.412	29.863	79.074	26.573	0.828	0.333	37.277	89.190
Ours	19.631	0.681	0.403	40.120	84.554	27.512	0.847	0.320	63.541	89.646
Method	scene0494					scene0693				
	PSNR \uparrow	SSIM \uparrow	LPIPS \downarrow	mIoU \uparrow	mAcc \uparrow	PSNR \uparrow	SSIM \uparrow	LPIPS \downarrow	mIoU \uparrow	mAcc \uparrow
3DOVS [31]	16.703	0.676	0.560	26.038	75.165	18.930	0.577	0.566	22.487	59.412
Feature 3DGS [59]	15.448	0.659	0.426	17.940	67.083	20.641	0.629	0.443	18.461	57.569
Gau-Grouping [50]	15.594	0.670	0.428	34.902	67.838	20.255	0.649	0.471	27.678	68.902
DNGaussian [25]	15.240	0.664	0.475	32.891	67.215	22.469	0.704	0.468	30.657	68.838
FSGS [60]	17.058	0.691	0.413	37.701	74.877	24.257	0.713	0.391	32.422	69.146
CoR-GS [56]	17.386	0.716	0.406	38.263	75.702	23.913	0.724	0.399	31.276	67.810
Ours	19.711	0.756	0.355	52.016	81.288	25.315	0.737	0.357	45.407	78.849

Table 14. Quantitative results of reconstruction and segmentation on novel views across various scenes from Replica and ScanNet datasets, using CLIP-LSeg [24] for optimizing Gaussian semantic attributes with 12 training views. Our approach achieves **superior performances** in both reconstruction quality and segmentation accuracy.