

Enhanced Approximation Algorithms for the Capacitated Location Routing Problem

Jingyang Zhao, Mingyu Xiao*, Shunwang Wang

^aSchool of Computer Science and Engineering, University of Electronic Science and Technology of China, 2006 Xiyuan Ave, Chengdu, 610054, Sichuan, China

Abstract

The Capacitated Location Routing Problem is an important planning and routing problem in logistics, which generalizes the capacitated vehicle routing problem and the uncapacitated facility location problem. In this problem, we are given a set of depots and a set of customers where each depot has an opening cost and each customer has a demand. The goal is to open some depots and route capacitated vehicles from the opened depots to satisfy all customers' demand, while minimizing the total cost. In this paper, we propose a 4.169-approximation algorithm for this problem, improving the best-known 4.38-approximation ratio. Moreover, if the demand of each customer is allowed to be delivered by multiple tours, we propose a more refined 4.091-approximation algorithm. Experimental study on benchmark instances shows that the quality of our computed solutions is better than that of the previous algorithm and is also much closer to optimality than the provable approximation factor.

Keywords: Capacitated Location Routing, Vehicle Routing, Combinatorial Optimization, Approximation Algorithms

1. Introduction

In the fields of logistics, vehicle routing and facility location are two major problems that have been widely studied in both theory and application. Given a set of depots, vehicle routing aims to route capacitated vehicles in

*Corresponding author.

Email address: myxiao@gmail.com (Mingyu Xiao)

the depots to deliver goods for customers to satisfy their demand using the minimum cost. Facility location concerns the opening cost of depots and the connection cost between customers and the opened depots. Location routing can be seen as a combination of these two problems, and is more natural in real life. It involves first opening a set of depots at some cost, and then routing the vehicles from the opened depots. Location routing problems have been studied for decades since the idea of combining vehicle routing and facility location was introduced in [1, 2, 3]. Recent surveys of location routing problems can be found in [4, 5].

In Capacitated Location Routing (CLR), we are given an undirected complete graph $G = (V \cup U, E, w, \phi, d, k)$, where V is the set of customers, U is the set of depots (or facilities), and there is one travel cost function $w : E \rightarrow \mathbb{R}_{\geq 0}$ on edges, an opening cost function $\phi : U \rightarrow \mathbb{R}_{\geq 0}$ on depots, and a demand function $d : V \rightarrow \mathbb{R}_{\geq 0}$ on customers. Each depot $u \in U$ has an opening cost $\phi(u)$ and contains an unbounded fleet of vehicles with the same capacity $k \in \mathbb{R}_{> 0}$ (one can image that each vehicle in the depot can be used for many times), each customer $v \in V$ has a demand $d(v) > 0$, and we need to determine a set of depots $O \subseteq U$ to open and a set of tours \mathcal{I} such that (1) each tour starts and ends at the same (opened) depot, (2) each tour delivers at most k of demand to customers on the tour, and (3) the union of tours in \mathcal{I} satisfies all customers' demand. The total cost is defined as $\sum_{I \in \mathcal{I}} w(I) + \sum_{u \in O} \phi(u)$, where $w(I)$, the cost of tour I , is defined to be the total cost of edges in I , i.e., $w(I) = \sum_{e \in I} w(e)$. We consider two variants of CLR: *splittable* and *unsplittable*, where the demand of each customer is allowed to be delivered by multiple tours (resp., only one tour) in splittable (resp., unsplittable) CLR. This definition also captures the case where each tour incurs an extra depot-dependent fixed cost [6, 7], i.e., each vehicle departing from depot $u \in U$ incurs an additional cost of $F_u \in \mathbb{R}_{\geq 0}$. This can be represented by adding $F_u/2$ to the cost of all edges incident to u , as each tour originating at u uses only two of these edges.

CLR generalizes many famous NP-hard problems. If $\phi \equiv 0$, we can open all depots in U at no cost, and in this case CLR is the Multidepot Capacitated Vehicle Routing Problem (MCVRP). If $\phi \equiv 0$ and $k = \infty$, CLR becomes the metric m -depot traveling salesman problem (TSP). Hence, CLR also includes the (single depot) Capacitated Vehicle Routing Problem (CVRP) and metric TSP as special cases. Moreover, CLR with k being the greatest common divisor of the demands also generalizes Uncapacitated Facility Location (UFL), where we choose to open some depots and assign

each customer v to its nearest opened depot u with a cost of $d(v)w(v, u)$. These problems have been extensively studied both in terms of approximation algorithms and experimental algorithms [8, 9, 10, 11, 12, 13, 14].

1.1. Related Work

We focus on approximation algorithms. Next, we give a brief review of literature on TSP, Vehicle Routing, UFL, and CLR.

TSP. For metric TSP, the Christofides-Serdyukov algorithm [15, 16] is a well-known 1.5-approximation algorithm, and the ratio has been recently improved to $1.5 - 10^{-36}$ by [17, 18]. For metric m -depot TSP, Rathinam *et al.* [19] proposed a simple 2-approximation algorithm, and Xu *et al.* [20] improved the ratio to $2 - 1/m$. There are also some works for the case that m is fixed [21, 22, 23].

Vehicle Routing. For the case of single depot, Haimovich and Kan [24] proposed a 2.5-approximation algorithm for splittable CVRP, and Altinkemer and Gavish [25] proposed a 3.5-approximation algorithm for unsplittable CVRP. For the case of multidepot, Li and Simchi-Levi [26] proposed a 4-approximation algorithm for splittable MCVRP, and Harks *et al.* [27] proposed a 4-approximation algorithm for unsplittable MCVRP. These results got improved only very recently. For CVRP, Blauth *et al.* [28] improved the ratio to $2.5 - \frac{1}{3000}$ for the splittable case, and Friggstad *et al.* [29] improved the ratio to about 3.164 for the unsplittable case. For MCVRP, Zhao and Xiao [30] obtained a ratio of $4 - \frac{1}{1500}$ for the splittable case and a ratio of $4 - \frac{1}{50000}$ for the unsplittable case. Recently, Lai *et al.* [31] proposed a $(6 - 4/m)$ -approximation algorithm for MCVRP with fixed m , considering constraints where the number of vehicles at each depot is limited and each vehicle can be used for only one tour.

UFL. UFL has a rather rich history on approximation algorithms (see the book [32]), where many new techniques were developed. We mention the following results: Jain *et al.* [33] proposed a practical 1.861-approximation algorithm based on the greedy method with a running time of $O(nm \log nm)$; Byrka and Aardal [34] proposed a 1.5-approximation algorithm and a bifactor approximation algorithm by modifying the LP rounding method in [35]; The current best result is a 1.488-approximation algorithm [36].

CLR. Since CLR is more challenging, there are only a few results on approximation algorithms. Harks *et al.* [27] proposed a 4.38-approximation algorithm for both unsplittable and splittable CLR, and showed that unsplittable CLR cannot be approximated better than 1.5 unless $P = NP$.

They also extended their algorithm to derive approximation algorithms for three settings of CLR: prize-collecting, grouping, and cross-docking. Recently, Heine *et al.* [37] proposed a bifactor approximation algorithm for a variant of CLR, where each depot is also capacitated.

1.2. Our Results

In this paper, we propose two improved approximation algorithms for CLR. The first, denoted as Tree-Alg, is a 4.169-approximation algorithm for both unsplittable and splittable CLR, which improves the previous 4.38-approximation algorithm [27]. Note that the previous approximation ratio has been kept for a decade. The second, denoted as Path-Alg, achieves a better ratio of 4.091 for splittable CLR. The outline of our improvements are as follows.

First, the main idea of the previous algorithm [27] is as follows: given an instance G of CLR, it constructs an instance \hat{G} for UFL, opens some depots by calling the bifactor approximation algorithm for UFL [34] on \hat{G} , finds a set of desired trees, and finally satisfies the customers by splitting the trees. When constructing the instance \hat{G} , the new opening cost of each depot $u \in U$ was set equal to $\phi(u)$. However, we find that this choice is not necessarily optimal. To address this, we set the new opening cost of each $u \in U$ to $\alpha \cdot \phi(u)$, where α is a new parameter that can be optimized in the final analysis. Based on the above observation and a better upper bound of the set of trees, we derive two stronger lower bounds for CLR, which are crucial to our results. Moreover, by carefully tuning the parameter in the bifactor approximation algorithm for UFL, we obtain our Tree-Alg, which can be viewed as a refined version of the previous algorithm and improves the previous approximation ratio from 4.38 to 4.169.

Second, as asked in [27], an open problem is whether a more tour-specific approach could lead to better approximation ratios. We answer this question partially by showing that for splittable CLR our Path-Alg, which focuses on splitting paths, achieves a better approximation ratio of 4.091. Our approach is inspired by the cycle-splitting method used for MCVRP in [26]. Note that the idea of their cycle-splitting method is as follows: given an instance G of CLR, it constructs a new graph H by contracting all depots in U as a super-depot, obtains a Hamiltonian cycle by calling a δ -approximation algorithm for metric TSP on H , and then obtain a set of tours in H by using the well-known cycle partition algorithm for CVRP [24, 25], which corresponds to a set of cycles in G . It then modifies the set of cycles into a set of feasible tours

by introducing some additional costs (e.g., the cost of the Hamiltonian cycle used). However, for CLR, we cannot directly use this idea. One reason is that, to measure the opening cost of depots, the edges incident to depots in the graph may have extra costs, and hence we need to carefully control the number of edges incident to depots. To do this, after obtaining a Hamiltonian cycle, we directly consider its corresponding edges in G which in fact forms a set of cycles and paths, and then we obtain a set of paths in G so that each path contains only one depot as one of its terminals by carefully shortcutting and deleting the edges incident to the depots. Finally, we satisfy customers by splitting the paths. Note that paths are simpler than trees in structure, and hence Path-Alg ensures that almost all tours deliver exactly k of demand, whereas for Tree-Alg almost all tours deliver only $k/2$ of demand in the worst case. Although Path-Alg seems to perform better in the sense that it significantly reduces the connection cost by the above property, the analysis of Path-Alg uses more techniques. The main reason is that Path-Alg uses an approximation algorithm of TSP to compute a set of paths in G which are more expensive, and then we cannot even obtain a better approximation ratio by a straightforward analysis.

Last, we do experiments to evaluate our algorithms. In practice, our algorithms are easy to implement and run very fast. Experimental study on benchmark instances shows that the quality of our computed solutions is better than that of the previous algorithm and is also much closer to optimality than the provable approximation factor.

1.3. Paper Organization

The remaining parts of the paper are organized as follows. In Section 2, we introduce some notation and the formal definitions of CLR and UFL. In Section 3, we propose two stronger lower bounds for CLR. In Section 4, we give our Tree-Alg for both unsplittable and splittable CFL, and in Section 5, we give our Path-Alg for splittable CFL. In Section 6, we present the experimental study of our algorithms. At last, we make the concluding remarks in Section 7.

2. Preliminaries

In CLR, we use $G = (V \cup U, E, w, \phi, d, k)$ to denote the input complete graph. The cost function w is a metric function, i.e., it is symmetric and satisfies the triangle inequality. In UFL, the input graph is the same as

CLR, except for the absence of the parameter k , and we use $\hat{G} = (V \cup U, E, w, \phi, d)$ to denote it.

For any function $f : X \rightarrow \mathbb{R}_{\geq 0}$, we always define $f(Y) = \sum_{x \in Y} f(x)$ for any $Y \subseteq X$. For any subgraph S of G , we use $V(S)$, $U(S)$, and $E(S)$ to denote the customer set, the depot set, and the edge set of S , respectively. Furthermore, we define $w(S) = \sum_{e \in E(S)} w(e)$, $\phi(S) = \sum_{u \in U(S)} \phi(u)$, and $d(S) = \sum_{v \in V(S)} d(v)$.

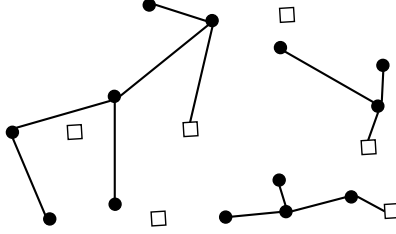
A *walk* in a graph, denoted by $v_1 v_2 \dots v_l$, is a sequence of vertices v_1, v_2, \dots, v_l , where a vertex may appear more than once and each consecutive pair of vertices is connected by an edge. A *path* in a graph is a walk where no vertex appears more than once. The first and the last vertices of a path are referred to as its *terminals*. A *closed walk* is a walk where the first and the last vertices are the same, and a *cycle* is a walk where only the first and the last vertices are the same. Given a closed walk, we can skip repeated vertices along the walk to get a cycle, and such an operation is called *shortcutting*. During shortcutting, if a specific vertex v is always skipped, we refer to it as *shortcutting v* .

A *constrained spanning forest* in G is a forest that spans (i.e., covers) all vertices in V and each tree in it contains only one depot. A *constrained spanning path-packing* in G is a set of vertex-disjoint paths that spans all vertices in V , each depot is contained in at most one path in it, and each path in it contains only one depot and the depot is one of its terminals. A *constrained spanning cycle-packing* in G is a set of vertex-disjoint cycles or paths that spans all vertices in V , each cycle in it contains only one depot, and each path in it contains only two depots and the depots are its terminals. An illustration of constrained spanning forest, path-packing and cycle-packing can be found in Figure 1.

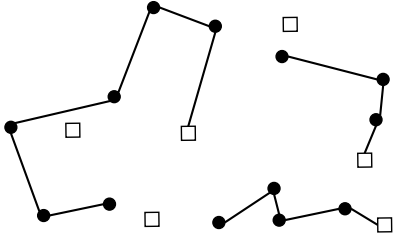
Given a constrained spanning path-packing \mathcal{P} , for any path $P = u \dots b \dots c \in \mathcal{P}$, it contains a depot, say $u \in U$, as one of its terminals, and we refer to it as a *path rooted at u* , and then $b \dots c$ is called *the sub-path rooted at b* . A *tour* is a walk that starts and ends at the same depot and does not pass through any other depot. By the triangle inequality, we may restrict our attention to simple and minimal tours with each containing only one depot, i.e., each tour is a cycle containing only one depot.

2.1. Formal Problem Definition

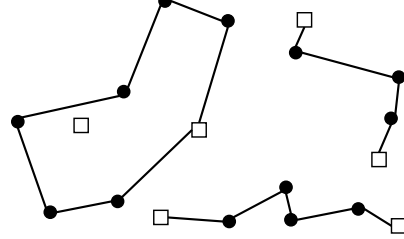
Definition 1 (CLR). *Given an undirected complete graph $G = (V \cup U, E, w, \phi, d, k)$, we need to find a set of depots $O \subseteq U$ and a set of tours \mathcal{I} with a demand*



(a) A constrained spanning forest.



(b) A constrained spanning path-packing.



(c) A constrained spanning cycle-packing.

Figure 1: An illustration of a constrained spanning forest, constrained spanning path-packing, and constrained spanning cycle-packing, where each cycle node represents a customer and each square node represents a depot.

assignment $x : V \times \mathcal{I} \rightarrow \mathbb{R}_{\geq 0}$ such that

- (1) $U(I) \cap O \neq \emptyset$ for any $I \in \mathcal{I}$,
- (2) $\sum_{v \in V(I)} x_{vI} \leq k$ for any $I \in \mathcal{I}$,
- (3) $\sum_{v \in V \setminus V(I)} x_{vI} = 0$ for any $I \in \mathcal{I}$,
- (4) $\sum_{I \in \mathcal{I}} x_{vI} = d(v)$ for any $v \in V$,

and $\sum_{I \in \mathcal{I}} w(I) + \sum_{u \in O} \phi(u)$ is minimized.

Note that (1) ensures that each tour contains one depot, (2) and (3) ensures that each tour delivers at most k of demand to those customers on the tour, and (4) ensures that each customer is fully satisfied by the tours in \mathcal{I} .

In the above definition, if each customer is allowed to be satisfied by using multiple tours, we call it as *splittable* CLR. For *unsplittable* CLR, it requires that each customer must be satisfied by using only one tour. Clearly, unsplittable CLR admits a feasible solution only if it holds $d(v) \leq k$ for any $v \in V$. In any solution (O, \mathcal{I}) , we will refer to $\sum_{I \in \mathcal{I}} w(I)$ as the *routing cost* and $\sum_{u \in O} \phi(u)$ as the *opening cost*.

Definition 2 (UFL). Given an undirected complete graph $\hat{G} = (V \cup U, E, w, \phi, d)$, we need to find a set of depots $O \subseteq U$ such that the cost $\sum_{v \in V} d(v) \cdot \min_{o \in O} w(o, v) + \sum_{u \in O} \phi(u)$ is minimized, i.e., for each $v \in V$ we directly assign $d(v)$ of demand to v from its nearest depot o in O with a connection cost of $d(v)w(o, v)$.

In Definition 2, $\sum_{v \in V} d(v) \cdot \min_{o \in O} w(o, v)$ is called the *connection cost* and $\sum_{u \in O} \phi(u)$ is called the *opening cost*.

3. Lower Bounds

In this section, we prove two lower bounds on the optimal solution that holds for both unsplittable and splittable CLR. These bounds are crucial for us to prove the approximation ratio.

Given an instance $G = (V \cup U, E, w, \phi, d, k)$ of CLR, we construct an UFL instance $\hat{G} = (V \cup U, E, \tilde{w}, \tilde{\phi}, d)$ as follows. The sets of depots and customers with their demand remain the same as in CLR, but we set the costs of edges to $\tilde{w} := (2/k)w$ and the costs of depots to $\tilde{\phi} := \alpha \cdot \phi$, where α is a fixed constant that will be defined later. Here, α is an important parameter newly proposed by us. Previously, Harks *et al.* [27] focused solely on $\tilde{\phi} := \phi$, i.e., $\alpha = 1$. However, in our setting, α may be greater than 1.

Let OPT (resp., OPT') denote the cost of an optimal solution for CLR (resp., UFL). We let ψ^* and ϕ^* denote the routing cost of vehicles and the opening cost of facilities with respect to the optimal solution of CLR, respectively. Note that $\text{OPT} = \psi^* + \phi^*$. We have the following bound.

Lemma 3. *It holds that $\text{OPT}' + (1 - \alpha) \cdot \phi^* \leq \text{OPT}$.*

Proof. Consider an optimal solution (O, \mathcal{I}) of CLR with demand assignments x_{vI} . We have $\psi^* = w(\mathcal{I})$ and $\phi^* = \phi(O)$. As mentioned before, we construct an UFL instance using $\tilde{w} := (2/k)w$ and $\tilde{\phi} := \alpha \cdot \phi$. Next, we construct a feasible solution of UFL as follows.

In the constructed instance of UFL, we open all depots in O . Clearly, the connection cost $\sum_{v \in V} d(v) \cdot \min_{o \in O} w(o, v)$ is minimized if for each $v \in V$ we directly assign $d(v)$ of demand from its nearest depot in O to v . To obtain an upper bound of the connection cost, we consider the following assignments: for each tour $I \in \mathcal{I}$ and $v \in V(I)$ we assign x_{vI} of demand from the depot u_I in I to v . By definition of CLR, the above assignments can satisfy all

customers. Therefore, the cost of the constructed solution for UFL satisfies

$$\begin{aligned}
\sum_{v \in V} d(v) \cdot \min_{o \in O} \tilde{w}(o, v) + \sum_{u \in O} \tilde{\phi}(u) &\leq \sum_{I \in \mathcal{I}} \sum_{v \in V(I)} x_{vI} \cdot \tilde{w}(v, u_I) + \sum_{u \in O} \tilde{\phi}(u) \\
&= \sum_{I \in \mathcal{I}} \sum_{v \in V(I)} x_{vI} \cdot (2/k)w(v, u_I) + \alpha \cdot \phi(O) \\
&\leq \sum_{I \in \mathcal{I}} \sum_{v \in V(I)} x_{vI} \cdot (1/k)w(I) + \alpha \cdot \phi(O) \\
&\leq \sum_{I \in \mathcal{I}} w(I) + \alpha \cdot \phi(O) \\
&= w(\mathcal{I}) + \alpha \cdot \phi(O) \\
&= \psi^* + \alpha \cdot \phi^*,
\end{aligned}$$

where the second inequality follows from $2w(v, u_I) \leq w(I)$ by the triangle inequality and the third inequality follows from $\sum_{v \in V(I)} x_{vI} \leq k$ by definition of CLR.

Since OPT' is the cost of an optimal solution of UFL, we have $\text{OPT}' \leq \psi^* + \alpha \cdot \phi^*$, and thus $\text{OPT}' + (1 - \alpha) \cdot \phi^* \leq \psi^* + \phi^* = \text{OPT}$. \square

Our bound in Lemma 3 is more general since the previous paper [27] only obtained the bound under $\alpha = 1$. Next, we consider the second lower bound.

It was shown in Lemma 2 in [27] that one can use polynomial time to find a constrained spanning forest \mathcal{T} in G such that $2w(\mathcal{T}) + \phi(\mathcal{T}) \leq 2 \cdot \text{OPT}$. We propose a better result.

Lemma 4. *There is a polynomial-time algorithm to find a constrained spanning forest \mathcal{T} such that $2w(\mathcal{T}) + \phi(\mathcal{T}) + \phi^* \leq 2 \cdot \text{OPT}$.*

Proof. Given $G = (V \cup U, E, w, \phi)$, we obtain a new graph $G' = (V \cup U, E, w', \phi)$ such that $w'(v, v') = w(v, v')$ for any $v, v' \in V$ and $w'(u, v) = w(u, v) + \frac{1}{2}\phi(u)$ for any $v \in V$ and $u \in U$. As shown in [27], a minimum constrained spanning forest in G' , denoted by \mathcal{T} , can be found in polynomial time: first we can create a new vertex r and set $w'(r, u) = 0$ for each $u \in U$; then we find a minimum spanning tree in $G'[V \cup U \cup \{r\}]$, which can be done, for example, using the Prim's algorithm [38]. Next, we bound $2w(\mathcal{T}) + \phi(\mathcal{T})$.

Consider an optimal solution (O, \mathcal{I}) of CLR. For each depot $o \in O$, there is a set of tours $\mathcal{I}_o \subseteq \mathcal{I}$ with each in it containing o . By shortcutting all tours in \mathcal{I}_o and deleting an edge incident to o , we obtain a path $P_o = ov_1 \dots v_i$ such

that $w'(P_o) = w(P_o) + \frac{1}{2}\phi(o) \leq w(\mathcal{I}_o) + \frac{1}{2}\phi(o)$. Note that the paths in $\{P_o\}_{o \in O}$ may not be vertex-disjoint. Then, we can obtain a constrained spanning forest in G' with a cost of at most $\sum_{o \in O} w'(P_o)$ by further shortcutting. Since \mathcal{T} is a minimum constrained spanning forest in G' , we can get

$$\begin{aligned}
w'(\mathcal{T}) &\leq \sum_{o \in O} w'(P_o) \\
&= \sum_{o \in O} \left(w(\mathcal{I}_o) + \frac{1}{2}\phi(o) \right) \\
&\leq w(\mathcal{I}) + \frac{1}{2}\phi(O) \\
&= \psi^* + \frac{1}{2}\phi^*.
\end{aligned} \tag{1}$$

For each $T \in \mathcal{T}$, let i_T be the number of edges in T that are incident to the depot in $U(T)$. Note that $i_T \geq 1$. We can get $w(T) = w'(T) - i_T \cdot \frac{1}{2}\phi(T) \leq w'(T) - \frac{1}{2}\phi(T)$. Hence, $2w(\mathcal{T}) + \phi(\mathcal{T}) = \sum_{T \in \mathcal{T}} (2w(T) + \phi(T)) \leq \sum_{T \in \mathcal{T}} 2w'(T) = 2w'(\mathcal{T}) \leq 2\psi^* + \phi^*$, where the second inequality follows from (1). Since $\psi^* + \phi^* = \text{OPT}$, we have $2w(\mathcal{T}) + \phi(\mathcal{T}) + \phi^* \leq 2 \cdot \text{OPT}$. \square

4. General CLR

In this section, we introduce our Tree-Alg, which is a 4.169-approximation algorithm for unsplittable and splittable CLR.

4.1. The Algorithm

Our algorithm uses the framework of the 4.38-approximation algorithm in [27]. It uses a bifactor approximation algorithm to compute a solution (i.e., a set of depots) for the constructed instance of UFL in Lemma 3. Then, it computes the constrained spanning forest \mathcal{T} in Lemma 4. Let O_1 be the set of opened depots in the solution of UFL and O_2 be the set of depots contained in \mathcal{T} . The algorithm will open all depots in $O := O_1 \cup O_2$. Based on splitting the trees in \mathcal{T} (the tree-splitting procedure in [27]), the algorithm will return a feasible solution in polynomial time. The framework of the algorithm is shown in Algorithm 1. Note that the 4.38-approximation algorithm in [27] corresponds to our algorithm under $\alpha = 1$.

Algorithm 1 An improved approximation algorithm for unsplittable and splittable CLR (Tree-Alg)

Input: An instance of CLR.

Output: A feasible solution to CLR.

- 1: Create an UFL instance with edge costs $\tilde{w} = (2/k)w$ and depot costs $\tilde{\phi} = \alpha \cdot \phi$ as in Lemma 3.
 - 2: Apply Byrka and Aardal's bifactor approximation algorithm [34] with a parameter of $\gamma > 0$ on the UFL instance, and let O_1 be the set of depots opened in the resulting UFL solution.
 - 3: Compute a constrained spanning forest \mathcal{T} in G as in Lemma 4, and let $O_2 = U(\mathcal{T})$ be the set of depots contained in some $T \in \mathcal{T}$.
 - 4: Open all depots in $O := O_1 \cup O_2$.
 - 5: Obtain a set of feasible tours \mathcal{I} by calling the tree-splitting procedure in Algorithm 2.
 - 6: Return (O, \mathcal{I}) .
-

Given a set of opened depots O and a constrained spanning forest \mathcal{T} , the tree-splitting procedure is to obtain a set of feasible tours using only depots in O , which is also equivalent to solving an instance of MCVRP. Note that it also works for the case of splittable demand. Hence, we may assume w.l.o.g. that a customer can have a demand of more than k . The main idea is to repeatedly find a sub-tree S of trees in \mathcal{T} such that $k \geq d(S) > k/2$, and then construct a tour for some of the customers (as the sub-trees are only edge-disjoint and some customers may have already been satisfied) in $V(S)$ by doubling edges in $E(S) \cup \{e_S\}$ and shortcutting, where e_S is a minimum weight edge between one customer in $V(S)$ and one depot in O .

The details are as follows. First, for each customer $v \in V$ with $d(v) > k$, we construct $\lceil \frac{d(v)}{k} \rceil$ tours for v by connecting v with its nearest opened depot in O and regard v as a zero-demand customer in the following. Then, we consider a tree $T_u \in \mathcal{T}$ rooted at $u \in O$, and satisfy all non-zero-demand customers in $V(T_u)$ by splitting T_u . Denote the sub-tree rooted at v and the set of v 's children by T_v and Q_v , respectively.

- If $d(T_u) \leq k$, we construct a tour for all non-zero-demand customers in $V(T_u)$ by doubling all edges in $E(T_u)$ and then shortcutting. Note that $d(T_u)$ may have a demand of less than $k/2$, but T_u has a good property: it contains an opened depot.

- Else, we find a minimal sub-tree T_v such that $d(T_v) > k$ and $d(T_{v'}) \leq k$ for every $v' \in Q_v$. Consider sub-trees in $\mathcal{T}_v := \{v\} \cup \{T_{v'} \mid v' \in Q_v\}$. We greedily partition them into sets $\mathcal{T}_0, \dots, \mathcal{T}_l$ such that $d(\mathcal{T}_i) \leq k$ for each i and $d(\mathcal{T}_i) > k/2$ for each $i > 0$. For each \mathcal{T}_i with $i > 0$, we combine trees in \mathcal{T}_i into a sub-tree S by adding the edges joining v and each tree in \mathcal{T}_i and v (if $\{v\} \notin \mathcal{T}_i$). Then, we find a minimized cost edge e_S connecting one depot in O with one vertex in $V(S) \cup U(S)$. By doubling edges in $E(S) \cup \{e_S\}$ and shortcutting, we construct a tour for all non-zero-demand customers in $V(\mathcal{T}_i)$. At last, we update T_u by removing $V(S) \setminus \{v\}$ and $E(S)$ from T_u , and regard v as a zero-demand customer in the following if $\{v\} \in \mathcal{T}_i$.

The tree-splitting procedure used in Algorithm 1 is shown in Algorithm 2. The tours have the following properties.

Lemma 5 (Lemma 3 in [27]). *Given a set of opened depots O and a constrained spanning forest \mathcal{T} , the set of tours \mathcal{I} returned by the tree-splitting procedure holds that (O, \mathcal{I}) is a feasible solution for unsplittable and splittable UFL, and $w(\mathcal{I}) \leq 2w(\mathcal{T}) + \sum_{v \in V} (4/k)d(v) \cdot \min_{u \in O} w(v, u)$.*

4.2. The Analysis

For UFL with any constant $\gamma \geq 1.678$, Byrka and Aardal [34] proposed a (bifactor) $(1 + 2e^{-\gamma}, \gamma)$ -approximation algorithm. It returns a solution whose connection cost is at most $(1 + 2e^{-\gamma}) \cdot \psi_{LP}$ and whose opening cost is at most $\gamma \cdot \phi_{LP}$, where ψ_{LP} and ϕ_{LP} are the values of the connection cost and the opening cost of an initially computed optimal fractional LP solution, respectively. In Step 2 of Algorithm 1, we apply Byrka and Aardal's algorithm on the UFL instance to open a set of depots O_1 . Hence, the connection cost and the opening cost in the solution satisfies $\sum_{v \in V} d(v) \cdot \min_{u \in O_1} \tilde{w}(v, u)$ and $\tilde{\phi}(O_1)$, respectively. Therefore, we have the following bounds.

Lemma 6. *It holds that $\sum_{v \in V} d(v) \cdot \min_{u \in O_1} \tilde{w}(v, u) \leq (1 + 2e^{-\gamma}) \cdot \psi_{LP}$ and $\tilde{\phi}(O_1) \leq \gamma \cdot \phi_{LP}$.*

Recall that OPT' is the cost of an optimal solution on the UFL instance in Lemma 3. The cost of the optimal fractional LP solution is at most the cost of an optimal solution. Hence, we have $\psi_{LP} + \phi_{LP} \leq \text{OPT}'$. By Lemma 3, we have the following lemma.

Lemma 7. *It holds that $\psi_{LP} + \phi_{LP} \leq \text{OPT}' \leq \psi^* + \alpha \cdot \phi^*$.*

Algorithm 2 The tree-splitting procedure for CLR

Input: An instance of CLR, a set of opened depots O , and a constrained spanning forest \mathcal{T} .

Output: A set of feasible tours \mathcal{I} to CLR.

- 1: Initialize $\mathcal{I} = \emptyset$.
 - 2: **for** all $v \in V$ with $d(v) > k$ **do**
 - 3: Construct $\lceil \frac{d(v)}{k} \rceil$ tours for v by connecting v with its nearest opened depot in O .
 - 4: Add the tours to \mathcal{I} and regard v as a zero-demand customer in the following.
 - 5: **end for**
 - 6: **for** all $T_u \in \mathcal{T}$ **do**
 - 7: **while** $d(T_u) > k$ **do**
 - 8: Find $v \in V(T_u)$ with $d(T_v) > k$ and $d(T_{v'}) \leq k$ for each $v' \in Q_v$.
 - 9: Greedy partition trees in $\mathcal{T}_v := \{v\} \cup \{T_{v'} \mid v' \in Q_v\}$ into sets $\mathcal{T}_0, \dots, \mathcal{T}_l$ such that $d(\mathcal{T}_i) \leq k$ for each i and $d(\mathcal{T}_i) > k/2$ for each $i > 0$.
 - 10: **for** $i \in \{1, \dots, l\}$ **do**
 - 11: Combine trees in \mathcal{T}_i into a sub-tree S by adding the edges joining v and each tree in \mathcal{T}_i , and v (if $\{v\} \notin \mathcal{T}_i$).
 - 12: Find an edge e_S with minimized cost connecting one depot in O with one vertex in $V(S) \cup U(S)$.
 - 13: Construct a tour for all non-zero-demand customers in $V(\mathcal{T}_i)$ by doubling edges in $E(S) \cup \{e_S\}$ and shortcutting.
 - 14: Add the tour to \mathcal{I} , update T_u by removing $V(S) \setminus \{v\}$ and $E(S)$ from T_u , and regard v as a zero-demand customer in the following if $\{v\} \in \mathcal{T}_i$.
 - 15: **end for**
 - 16: **end while**
 - 17: Construct a tour for all non-zero-demand customers in $V(T_u)$ by doubling edges in $E(T_u)$ and shortcutting.
 - 18: Add the tour to \mathcal{I} .
 - 19: **end for**
 - 20: Return \mathcal{I} .
-

Theorem 8. *For unsplittable and splittable CLR, Tree-Alg is a polynomial-time 4.169-approximation algorithm.*

Proof. By Algorithm 1, it returns a solution (O, \mathcal{I}) such that

$$\begin{aligned}
w(\mathcal{I}) + \phi(O) &\leq 2w(\mathcal{T}) + \sum_{v \in V} (4/k)d(v) \cdot \min_{u \in O} w(v, u) + \phi(O_1) + \phi(O_2) \\
&\leq 2w(\mathcal{T}) + \sum_{v \in V} 2d(v) \cdot \min_{u \in O_1} \tilde{w}(v, u) + 1/\alpha \cdot \tilde{\phi}(O_1) + \phi(\mathcal{T}) \\
&\leq 2\psi^* + \phi^* + 2(1 + 2e^{-\gamma}) \cdot \psi_{LP} + (1/\alpha) \cdot \gamma \cdot \phi_{LP},
\end{aligned}$$

where the first inequality follows from $w(\mathcal{I}) \leq 2w(\mathcal{T}) + \sum_{v \in V} (4/k)d(v) \cdot \min_{u \in O} w(v, u)$ by Lemma 5 and $\phi(O) \leq \phi(O_1) + \phi(O_2)$, the second inequality follows from $\min_{u \in O} w(v, u) \leq \min_{u \in O_1} w(v, u)$, $\tilde{w} = (2/k)w$, $\tilde{\phi} = \alpha \cdot \phi$, and $\phi(O_2) = \phi(\mathcal{T})$, and the last inequality follows from $\text{OPT} = \psi^* + \phi^*$ and Lemmas 4 and 6.

Let $f_\gamma(\alpha) := \max\{2(1 + 2e^{-\gamma}), (1/\alpha) \cdot \gamma\}$. Since $\text{OPT} = \psi^* + \phi^*$, the approximation ratio is

$$\begin{aligned}
\frac{2\psi^* + \phi^* + f_\gamma(\alpha) \cdot (\psi_{LP} + \phi_{LP})}{\psi^* + \phi^*} &\leq \frac{2\psi^* + \phi^* + f_\gamma(\alpha) \cdot (\psi^* + \alpha \cdot \phi^*)}{\psi^* + \phi^*} \\
&\leq \max\{2 + f_\gamma(\alpha), 1 + \alpha \cdot f_\gamma(\alpha)\},
\end{aligned}$$

where the first inequality follows from Lemma 7.

Setting $\alpha = 1.461$ and $\gamma = 3.168$, we get $f_\gamma(\alpha) \leq 2.169$ and $\max\{2 + f_\gamma(\alpha), 1 + \alpha \cdot f_\gamma(\alpha)\} \leq 4.169$. Hence, the approximation ratio of Algorithm 1 is at most 4.169.

Since the bifactor approximation algorithm [34] and the tree-splitting procedure [27] run in polynomial time, Tree-Alg also runs in polynomial time. \square

5. Splittable CLR

In this section, we introduce our Path-Alg, which is a 4.091-approximation algorithm for splittable CLR.

In Path-Alg, we focus on splitting paths. A path, as a special case of tree, has a simpler structure: for the case of splittable demand, one can greedily divide it into several segments of demand k and possibly leave the last segment (containing the depot) with a demand of less than k . Recall that the tree-splitting procedure is mainly to obtain a sub-tree S such that $k \geq d(S) > k/2$ repeatedly. Therefore, based on a path-splitting procedure, we may reduce

the connection part of the routing cost from $\sum_{v \in V} (4/k)d(v) \cdot \min_{u \in O} w(v, u)$ to $\sum_{v \in V} (2/k)d(v) \cdot \min_{u \in O} w(v, u)$. However, using this method does not straightforwardly lead to a better approximation ratio for splittable CLR, as it may involve using a δ -approximation algorithm for metric TSP to obtain a set of paths, which is more expensive than the cost of the constrained spanning forest computed in Lemma 4. We will obtain a good approximation ratio based on this idea with novel analysis.

5.1. The Algorithm

Compared to Tree-Alg, Path-Alg has two main modifications: firstly, it computes a constrained spanning path-packing rather than a constrained spanning forest, and secondly, it constructs a set of tours through a path-splitting procedure instead of the tree-splitting procedure.

To compute a constrained spanning path-packing, we construct two new graphs G' and H . Given $G = (V \cup U, E, w, \phi)$, we obtain a new graph $G' = (V \cup U, E, w', \phi)$ such that $w'(v, v') = w(v, v')$ for any $v, v' \in V$ and $w'(u, v) = w(u, v) + \theta \cdot \phi(u)$ for any $v \in V$ and $u \in U$, where θ is a constant defined later. Then, we obtain another graph $H = (V \cup \{r\}, F, c)$ such that $c(r, v) = \min_{u \in U} w'(u, v)$ and $c(v, v') = \min\{w'(v, v'), c(r, v) + c(r, v')\}$. One can also think that H is obtained by contracting all depots in U as a super-depot r and then taking a metric closure of G' . Note that the edge weight functions in new graphs G' and H are still metric functions.

To obtain the desired constrained spanning path-packing in G , we may consider using an approximation algorithm for metric TSP.

Lemma 9. *Given a δ -approximation algorithm for metric TSP, there is a polynomial-time algorithm to compute a good constrained spanning path-packing \mathcal{P} in G .*

Proof. By applying a δ -approximation algorithm for metric TSP in H , we can obtain a Hamiltonian cycle C in H . Note that C corresponds to a subgraph of G' where each vertex in V has an even degree but the vertex in U may have an odd degree. Therefore, we can obtain a constrained spanning cycle-packing \mathcal{C} in G' by shortcutting. Note that the shortcutting can ensure that each depot is contained in at most one cycle or path in \mathcal{C} .

Then, we can transform \mathcal{C} into a constrained spanning path-packing \mathcal{P} by doing: (1) for each cycle $uv_1 \dots v_i u \in \mathcal{C}$ we delete the edge with a smaller cost from uv_1 and uv_i , and (2) for each path $uv_1 \dots v_i u' \in \mathcal{C}$ we delete the

edge incident to the depot with a smaller opening cost from uv_1 and $u'v_i$. We can see that each depot is contained in at most one path in \mathcal{P} (Recall Figure 1). \square

While the constrained spanning path-packing computed in Lemma 9 may not be a δ -approximate constrained spanning path-packing, it will still be useful in our analysis. An illustration of the constrained spanning path-packing algorithm in Lemma 9 can be found in Figure 2.

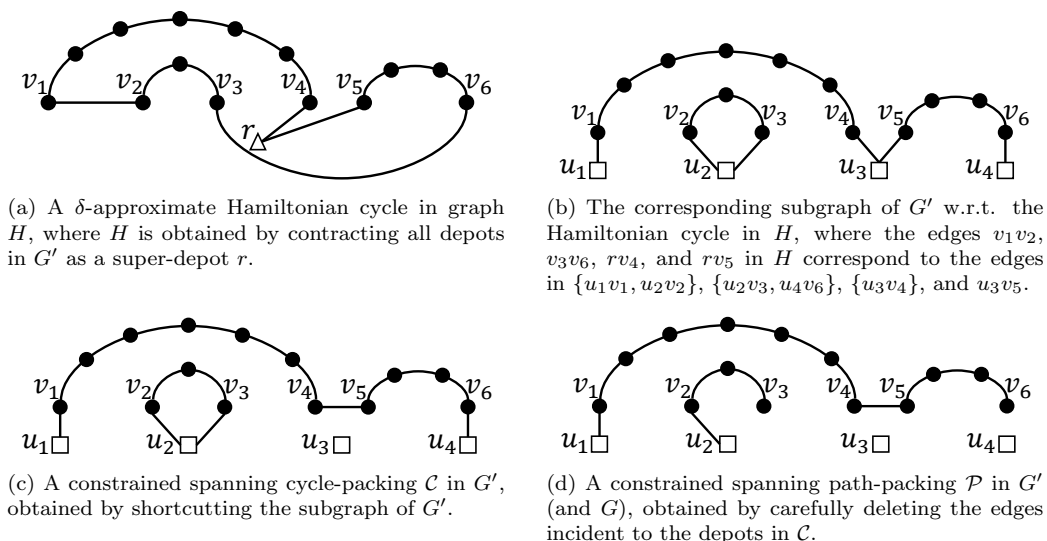


Figure 2: An illustration of the constrained spanning path-packing algorithm in Lemma 9, where each cycle node represents a customer, each square node represents a depot, and the triangle node represents the super-depot.

The framework of our Path-Alg for splittable CLR can be seen in Algorithm 3.

The path-splitting procedure works as follows. First, for each customer $v \in V$ with $d(v) > k$, we construct $\lceil \frac{d(v)}{k} \rceil - 1$ tours for v (with each delivering k of demand) by connecting v with its nearest opened depot in O and update $d(v) := d(v) - k \cdot (\lceil \frac{d(v)}{k} \rceil - 1)$. In the following, the demand of each customer v holds that $0 < d(v) \leq k$. Then, we consider a path $P_u \in \mathcal{P}$ rooted at $u \in O$, and satisfy all customers in $V(P_u)$ by splitting P_u . Denote the sub-path rooted at v and v 's unique children by P_v and $q(v)$, respectively. We consider the following two cases.

- If $d(P_u) \leq k$, we get a tour for all customers in $V(P_u)$ by doubling all edges in $E(P_u)$ and then shortcutting.
- Otherwise, we can do the following repeatedly until it satisfies that $d(P_u) \leq k$. First, we can find a customer $v \in V(P_u)$ such that $d(P_v) > k$ and $d(P_{q(v)}) \leq k$. Consider the sub-path P_v . Then, we find an edge e_{P_v} with minimized cost connecting one depot in O with one vertex in $V(P_v)$. By doubling edges in $E(P_v) \cup \{e_S\}$ and shortcutting, we construct a tour I for all customers in $V(P_v)$ with demand assignments: $x_{vI} = k - d(P_{q(v)})$ and $x_{v'I} = d(v')$ for each $v' \in V(P_{q(v)})$. At last, we update P_u by removing $V(P_{q(v)})$ and $E(P_v)$ and setting $d(v) := d(v) - x_{vI}$.

Algorithm 3 An improved approximation algorithm for splittable CLR (Path-Alg)

Input: An instance of CLR.

Output: A feasible solution to CLR.

- 1: Create an UFL instance with edge costs $\tilde{w} = (2/k)w$ and depot costs $\tilde{\phi} = \alpha \cdot \phi$ as in Lemma 3.
 - 2: Apply Byrka and Aardal's bifactor approximation algorithm [34] with a parameter of $\gamma > 0$ on the UFL instance and let O_1 be the set of depots opened in the resulting UFL solution.
 - 3: Compute a constrained spanning path-packing \mathcal{P} in G as in Lemma 9 and let $O_2 = U(\mathcal{P})$ be the set of depots contained in some $P \in \mathcal{P}$.
 - 4: Open all depots in $O := O_1 \cup O_2$.
 - 5: Obtain a set of feasible tours \mathcal{I} by calling the path-splitting procedure in Algorithm 4.
 - 6: Return (O, \mathcal{I}) .
-

The path-splitting procedure used in Algorithm 3 is shown in Algorithm 4. An example of the path-splitting procedure can be found in Figure 3.

Algorithm 4 The path-splitting procedure for splittable CLR

Input: An instance of CLR, a set of opened depots O , and a constrained spanning path-packing \mathcal{P} .

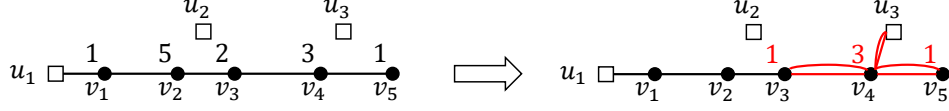
Output: A set of feasible tours \mathcal{I} to CLR.

- 1: Initialize $\mathcal{I} = \emptyset$.
 - 2: **for** all $v \in V$ with $d(v) > k$ **do**
 - 3: Construct $\lceil \frac{d(v)}{k} \rceil - 1$ tours for v by connecting v with its nearest opened depot in O (each delivers k of demand).
 - 4: Add the tours to \mathcal{I} and update $d(v) := d(v) - k \cdot (\lceil \frac{d(v)}{k} \rceil - 1)$.
 - 5: **end for**
 - 6: **for** all $P_u \in \mathcal{P}$ **do** $\triangleright P_u$ is rooted at the depot $u \in O$
 - 7: **while** $d(P_u) > k$ **do**
 - 8: Find $v \in V(P_u)$ with $d(P_v) > k$ and $d(P_{q(v)}) \leq k$. $\triangleright q(v)$ is v 's unique children
 - 9: Find an edge e_{P_v} with minimized cost connecting one depot in O with one vertex in $V(P_v)$.
 - 10: Construct a tour I for all customers in $V(P_v)$ by doubling edges in $E(P_v) \cup \{e_{P_v}\}$ and shortcutting with demand assignments: $x_{vI} = k - d(P_{q(v)})$ and $x_{v'I} = d(v')$ for each $v' \in V(P_{q(v)})$.
 - 11: Add the tour to \mathcal{I} , update P_u by removing $V(P_{q(v)})$ and $E(P_v)$ from P_u , and update $d(v) := d(v) - x_{vI}$.
 - 12: **end while**
 - 13: Construct a tour for all customers in $V(P_u)$ by doubling edges in $E(P_u)$ and shortcutting. Add the tour to \mathcal{I} .
 - 14: **end for**
 - 15: Return \mathcal{I} .
-

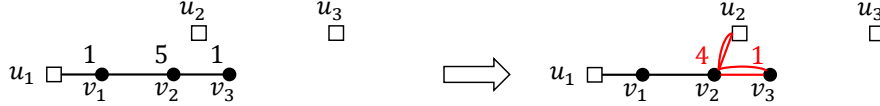
Lemma 10. *Given a set of opened depots O and a constrained spanning path-packing \mathcal{P} , the path-splitting procedure can use polynomial time to obtain a set of tours \mathcal{I} such that (O, \mathcal{I}) is a feasible solution for splittable UFL and $w(\mathcal{I}) \leq 2w(\mathcal{P}) + \sum_{v \in V} (2/k)d(v) \cdot \min_{u \in O} w(v, u)$.*

Proof. First, it is easy to see that each customer is satisfied, i.e., $\sum_{I \in \mathcal{I}} \sum_{v \in V(I)} x_{vI} = d(v)$.

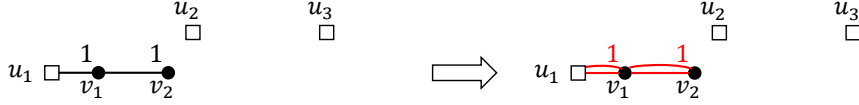
Let \mathcal{I}_1 , \mathcal{I}_2 , and \mathcal{I}_3 be the set of tours collected in Steps 4, 11, and 13, respectively. Then, we have $\mathcal{I} = \mathcal{I}_1 \cup \mathcal{I}_2 \cup \mathcal{I}_3$. For a tour $I \in \mathcal{I}_1 \cup \mathcal{I}_2$, we denote the edge connecting one customer in I and one depot in O by e_I . Then, since $\sum_{v \in V(I)} x_{vI} = k$ by Algorithm 4, we have $w(e_I) = \min_{v \in V(I), u \in O} w(v, u) \leq$



(a) Consider a path $P_{u_1} = v_1 \dots v_5$, rooted at u_1 , in the constrained spanning path-packing \mathcal{P} , where the customers have a demand of 1, 5, 2, 3, and 1, respectively; In the first loop, the path-splitting procedure picks the sub-path P_{v_3} , finds an edge $e_{P_{v_3}} = u_3 v_4$, and obtains a tour by doubling all edges in $E(P_{v_3}) \cup \{e_{P_{v_3}}\}$ and shortcutting.



(b) The path-splitting procedure updates P_{u_1} by removing $V(P_{v_4})$ and $E(P_{v_3})$ from P_{u_1} and updates $d(v_3) := 2 - 1 = 1$, and then the remaining customers have a demand of 1, 5, and 1, respectively; In the second loop, the path-splitting procedure picks the sub-path P_{v_2} , finds an edge $e_{P_{v_3=2}} = u_2 v_2$, and obtains a tour by doubling all edges in $E(P_{v_2}) \cup \{e_{P_{v_2}}\}$ and shortcutting.



(c) The path-splitting procedure updates P_{u_1} by removing $V(P_{v_3})$ and $E(P_{v_2})$ from P_{u_1} and updates $d(v_2) := 5 - 4 = 1$, and then the remaining customers have a demand of 1, and 1, respectively; In the third loop, the path-splitting procedure picks the path P_{u_1} , obtains a tour by doubling all edges in $E(P_{u_1})$ and shortcutting, and removes P_{u_1} .

Figure 3: An example of the path-splitting procedure, where each cycle node represents a customer and each square node represents a depot.

$\sum_{v \in V(I)} (1/k) x_{vI} \cdot \min_{u \in O} w(v, u)$. The tours in \mathcal{I} are generated by doubling edges of $E(\mathcal{P}) \cup \{e_I \mid I \in \mathcal{I}_1 \cup \mathcal{I}_2\}$ and shortcutting. Every edge in $E(\mathcal{P})$ is used for only one tour since it will be removed in Step 11 of Algorithm 4 once after it is used in Step 10. Therefore, we can get that

$$\begin{aligned}
w(\mathcal{I}) &\leq 2w(\mathcal{P}) + \sum_{I \in \mathcal{I}_1 \cup \mathcal{I}_2} 2w(e_I) \\
&\leq 2w(\mathcal{P}) + \sum_{I \in \mathcal{I}_1 \cup \mathcal{I}_2} \sum_{v \in V(I)} (2/k) x_{vI} \cdot \min_{u \in O} w(v, u) \\
&\leq 2w(\mathcal{P}) + \sum_{I \in \mathcal{I}} \sum_{v \in V(I)} (2/k) x_{vI} \cdot \min_{u \in O} w(v, u) \\
&= 2w(\mathcal{P}) + \sum_{v \in V} (2/k) d(v) \cdot \min_{u \in O} w(v, u),
\end{aligned}$$

where the last equality from $\sum_{I \in \mathcal{I}} \sum_{v \in V(I)} x_{vI} = d(v)$. \square

We remark that that Lemma 10 shows that almost all tours computed by Path-Alg deliver exactly k of demand, whereas, by Lemma 5, almost all tours computed by Tree-Alg deliver only $k/2$ of demand in the worst case.

5.2. The Analysis

Based on a straightforward analysis, we may obtain $2w(\mathcal{P}) + \phi(\mathcal{P}) \leq 2\delta \cdot \psi^* + 2\delta \cdot \phi^*$, where δ is the approximation ratio of the algorithm used for metric TSP. However, it cannot lead to a better-than-4.169-approximation ratio. In this subsection, we will prove a better bound based on a tighter analysis, and obtain a 4.091-approximation ratio.

Let C^* be a minimum cost Hamiltonian cycle in graph H .

Lemma 11. *It holds that $c(C^*) \leq \psi^* + 2\theta \cdot \phi^*$.*

Proof. Consider an optimal solution (O, \mathcal{I}) of CLR. For each depot $o \in O$, there is a set of tours $\mathcal{I}_o \subseteq \mathcal{I}$ with each in it containing o . By shortcutting all tours in \mathcal{I}_o , we obtain a cycle $C_o = ov_1 \dots v_i o$ such that $w'(C_o) \leq w(\mathcal{I}_o) + 2\theta \cdot \phi(o)$. Recall that the graph H is obtained by contracting all depots in U as a super-depot r and then taking a metric closure. Thus, $\{C_o\}_{o \in O}$ corresponds to an Eulerian graph in H . Therefore, by shortcutting the corresponding Eulerian graph, we obtain a Hamiltonian cycle in H with a cost of at most $\sum_{o \in O} w'(C_o)$. Since C^* is the minimum cost Hamiltonian cycle in H , we can get that $c(C^*) \leq \sum_{o \in O} w'(C_o) \leq w(\mathcal{I}) + 2\theta \cdot \phi(O) = \psi^* + 2\theta \cdot \phi^*$, which finishes the proof. \square

Lemma 12. *Given a δ -approximation algorithm for metric TSP, the computed constrained spanning path-packing \mathcal{P} in Lemma 9 satisfies that $2w(\mathcal{P}) + \phi(\mathcal{P}) \leq 2\delta \cdot \psi^* + \delta \cdot \phi^*$ under $\theta = \frac{1}{4}$.*

Proof. Given a δ -approximate Hamiltonian cycle in H , the algorithm in Lemma 9 simply computes a constrained spanning cycle-packing \mathcal{C} in G' by shortcutting the corresponding subgraph in G' . Hence, we have $w'(\mathcal{C}) \leq \delta \cdot c(C^*)$. Let $\mathcal{C} = \mathcal{C}_1 \cup \mathcal{C}_2$, where \mathcal{C}_1 and \mathcal{C}_2 denote the set of cycles and paths in \mathcal{C} , respectively.

For each cycle $uv_1 \dots v_i u \in \mathcal{C}_1$ (resp., path $uv_1 \dots v_i u' \in \mathcal{C}_2$), the algorithm deletes the edge with a smaller cost from uv_1 and uv_i (resp., incident to the depot with a smaller opening cost from uv_1 and $u'v_i$). Therefore, the constrained spanning path-packing \mathcal{P} satisfies that $w'(\mathcal{P}) \leq w'(\mathcal{C}) - \theta \cdot \phi(\mathcal{C}_1) - \frac{1}{2}\theta \cdot \phi(\mathcal{C}_2)$ and $\phi(\mathcal{P}) \leq \phi(\mathcal{C}_1) + \frac{1}{2}\phi(\mathcal{C}_2)$. Note that $w'(\mathcal{P}) = w(\mathcal{P}) + \theta \cdot \phi(\mathcal{P})$

since each path in \mathcal{P} contains only one edge incident to the depot. Moreover, under $\theta = \frac{1}{4}$, we also have $1 - 2\theta = 2\theta > 0$. Hence, we have

$$\begin{aligned}
2w(\mathcal{P}) + \phi(\mathcal{P}) &= 2w'(\mathcal{P}) + (1 - 2\theta) \cdot \phi(\mathcal{P}) \\
&\leq 2w'(\mathcal{P}) + (1 - 2\theta) \cdot \left(\phi(\mathcal{C}_1) + \frac{1}{2}\phi(\mathcal{C}_2) \right) \\
&= 2w'(\mathcal{P}) + 2\theta \cdot \left(\phi(\mathcal{C}_1) + \frac{1}{2}\phi(\mathcal{C}_2) \right) \\
&\leq 2w'(\mathcal{C}) \leq 2\delta \cdot c(C^*).
\end{aligned}$$

So, we get $2w(\mathcal{P}) + \phi(\mathcal{P}) \leq 2\delta \cdot \psi^* + \delta \cdot \phi^*$ by Lemma 11. \square

Using the well-known Christofides-Serdyukov algorithm [15, 16] for metric TSP, we have $\delta = \frac{3}{2}$, and then we have $2w(\mathcal{P}) + \phi(\mathcal{P}) \leq 3\psi^* + \frac{3}{2}\phi^*$ by Lemma 12. Note that this result may only lead to a 4.143-approximation algorithm for splittable CLR. We can obtain a further improvement if using the property of their algorithm. Let T^* be a minimum spanning tree in H . We have the following lemma.

Lemma 13. *It holds that $c(T^*) \leq \psi^* + \theta \cdot \phi^*$.*

Proof. Consider an optimal solution (O, \mathcal{I}) of CLR. For each depot $o \in O$, there is a set of tours $\mathcal{I}_o \subseteq \mathcal{I}$ with each in it containing o . By shortcutting all tours in \mathcal{I}_o and deleting an edge incident to o , we obtain a path $P_o = ov_1 \dots v_i$ such that $w'(P_o) \leq w(\mathcal{I}_o) + \theta \cdot \phi(o)$. Note that $\{P_o\}_{o \in O}$ corresponds to a graph spanning all vertices in H with a cost of at most $\sum_{o \in O} w'(P_o) \leq w(\mathcal{I}) + \theta \cdot \phi(O) = \psi^* + \theta \cdot \phi^*$. Hence, we have $c(T^*) \leq \psi^* + \theta \cdot \phi^*$. \square

Lemma 14. *Given the Christofides-Serdyukov algorithm for metric TSP, the computed constrained spanning path-packing \mathcal{P} satisfies that $2w(\mathcal{P}) + \phi(\mathcal{P}) \leq 3\psi^* + \phi^*$ if $\theta = \frac{1}{4}$.*

Proof. The Christofides-Serdyukov algorithm first computes a minimum spanning tree T^* in H and then a minimum cost matching M on the set of vertices of T^* with odd-degrees. It is well-known that $c(M) \leq \frac{1}{2}c(C^*)$. So, the constrained spanning cycle-packing \mathcal{C} in G' obtained by the algorithm in Lemma 9 satisfies that $w'(\mathcal{C}) \leq c(T^*) + c(M) \leq c(T^*) + \frac{1}{2}c(C^*) \leq \psi^* + \theta \cdot \phi^* + \frac{1}{2}(\psi^* + 2\theta \cdot \phi^*) = \frac{3}{2}\psi^* + 2\theta \cdot \phi^*$ by Lemmas 11 and 14. Under $\theta = \frac{1}{4}$, we have $2w(\mathcal{P}) + \phi(\mathcal{P}) \leq 2w'(\mathcal{C}) \leq 3\psi^* + \phi^*$ by the proof of Lemma 12. \square

Theorem 15. *For splittable CLR, Path-Alg is a polynomial-time 4.091-approximation algorithm.*

Proof. By Algorithm 3, it returns a solution (O, \mathcal{I}) such that

$$\begin{aligned} w(\mathcal{I}) + \phi(O) &\leq 2w(\mathcal{P}) + \sum_{v \in V} (2/k)d(v) \cdot \min_{u \in O} w(v, u) + \phi(O_1) + \phi(O_2) \\ &\leq 2w(\mathcal{P}) + \sum_{v \in V} d(v) \cdot \min_{u \in O_1} \tilde{w}(v, u) + (1/\alpha) \cdot \tilde{\phi}(O_1) + \phi(\mathcal{P}) \\ &\leq 3\psi^* + \phi^* + (1 + 2e^{-\gamma}) \cdot \psi_{LP} + (1/\alpha) \cdot \gamma \cdot \phi_{LP}, \end{aligned}$$

where the first inequality follows from $w(\mathcal{I}) \leq 2w(\mathcal{P}) + \sum_{v \in V} (2/k)d(v) \cdot \min_{u \in O} w(v, u)$ by Lemma 10 and $\phi(O) \leq \phi(O_1) + \phi(O_2)$, the second inequality follows from $\min_{u \in O} w(v, u) \leq \min_{u \in O_1} w(v, u)$, $\tilde{w} = (2/k)w$, $\tilde{\phi} = \alpha \cdot \phi$, and $\phi(O_2) = \phi(\mathcal{P})$, and the last inequality follows from $\text{OPT} = \psi^* + \phi^*$ and Lemmas 6 and 12.

Let $f_\gamma(\alpha) := \max\{(1 + 2e^{-\gamma}), (1/\alpha) \cdot \gamma\}$. Since $\text{OPT} = \psi^* + \phi^*$, the approximation ratio is at most

$$\begin{aligned} \frac{3\psi^* + \phi^* + f_\gamma(\alpha) \cdot (\psi_{LP} + \phi_{LP})}{\psi^* + \phi^*} &\leq \frac{3\psi^* + \phi^* + f_\gamma(\alpha) \cdot (\psi^* + \alpha \cdot \phi^*)}{\psi^* + \phi^*} \\ &\leq \max\{3 + f_\gamma(\alpha), 1 + \alpha \cdot f_\gamma(\alpha)\}, \end{aligned}$$

where the first inequality follows from Lemma 7.

Setting $\alpha = 2.8332$ and $\gamma = 3.0909$, we get $f_\gamma(\alpha) \leq 1.09096$ and $\max\{2 + f_\gamma(\alpha), 1 + \alpha \cdot f_\gamma(\alpha)\} \leq 4.091$. Hence, the approximation ratio of Algorithm 3 is at most 4.091.

Moreover, it is easy to see that Path-Alg also runs in polynomial time. \square

Recall that the main advantage of Path-Alg is that almost all tours it computes deliver exactly k of demand. This advantage primarily arises from the properties of the splittable case. However, in the unsplittable case, maintaining this advantage becomes challenging, which in turn makes it difficult to achieve a better approximation ratio than Tree-Alg.

6. Experimental Results

We conduct experiments to compare our two algorithms, Tree-Alg and Path-Alg, with the previous approximation algorithm in [27]. Next, we introduce the benchmark instances of CLR, the implementations of our algorithms, and the results, respectively.

6.1. Instances

Harks *et al.* [27] tested their approximation algorithm on a total of 45 CLR benchmark instances, including 36 instances from [6] and 9 instances from [7]. Note that these instances were primarily considered in the un-splittable case. They compared their results with the *previous best known solutions* (pbks) obtained by heuristic approaches [39, 40, 7, 6] by computing the gaps between their results and the pbks, where each gap is calculated as $Gap = \frac{Result - pbks}{pbks}$. Notably, they also employed the LKH heuristic algorithm [41] for metric TSP to optimize the tours derived from their approximation algorithm. Although some results of these benchmark instances have been slightly improved further [42, 43], for the sake of comparison, we test our algorithms on these instances and still compute the gaps between our results and the pbks. The details of the 45 tested instances, including the number of depots m , the number of customers n , the vehicle capacity k , the pbks, the gaps of the previous approximation algorithm (pGap), and the gaps of the previous approximation algorithm using the LKH algorithm (pGap+LKH) are shown in Table 1.

6.2. Implementations

We present the detailed implementations of our algorithms.

On one hand, given a sub-tree, instead of finding tours by the method of doubling and shortcutting, we obtained a tour by finding a minimum cost matching on the odd-degree vertices contained in the sub-tree and then shortcutting. This was motivated by its ability to guarantee a 1.5-approximation for metric TSP [15, 16], whereas the doubling-and-shortcutting method may only achieve a 2-approximation [32]. Note that in our Path-Alg we used this method to implement the 1.5-approximation algorithm of metric TSP as well. The above method is based on the 1.5-approximation algorithm for metric TSP. Moreover, since the LKH heuristic algorithm [41] can compute very good solutions for metric TSP on small instances very quickly, we alternatively used the LKH algorithm to find tours for Tree-Alg and Path-Alg, as well as the Hamiltonian cycle for Path-Alg. The results obtained by these two approaches will both be reported.

Names	m	n	k	pbks	pGap	pGap+LKH
Chr69-100×10	10	100	200	842.90	0.283	0.108
Chr69-50×5	5	50	160	565.60	0.220	0.079
Chr69-75×10	10	75	160	861.60	0.177	0.104
Gas67-22×5	5	22	4500	585.11	0.244	0.201
Gas67-29×5	5	29	4500	512.10	0.279	0.165
Gas67-32×5	5	32	8000	562.20	0.245	0.179
Gas67-32×5-2	5	32	11000	504.30	0.205	0.123
Gas67-36×5	5	36	250	460.40	0.448	0.094
Min92-27×5	5	27	2500	3062.00	0.181	0.115
P111112	10	100	150	1468.40	0.207	0.079
P111122	20	100	150	1449.20	0.235	0.117
P111212	10	100	150	1396.46	0.133	0.043
P111222	20	100	150	1432.29	0.342	0.246
P112112	10	100	150	1167.53	0.164	0.076
P112122	20	100	150	1102.70	0.133	0.095
P112212	10	100	150	793.97	0.086	0.041
P112222	20	100	150	728.30	0.119	0.070
P113112	10	100	150	1238.49	0.183	0.090
P113122	20	100	150	1246.34	0.201	0.131
P113212	10	100	150	902.38	0.140	0.082
P113222	20	100	150	1021.31	0.166	0.126
P121112	10	200	150	2281.78	0.217	0.142
P121122	20	200	150	2185.55	0.139	0.110
P121212	10	200	150	2234.78	0.191	0.067
P121222	20	200	150	2259.52	0.225	0.102
P122112	10	200	150	2101.90	0.145	0.081
P122122	20	200	150	1709.56	0.179	0.230
P122212	10	200	150	1467.54	0.107	0.050
P122222	20	200	150	1084.78	0.119	0.123
P123112	10	200	150	1973.28	0.170	0.098
P123122	20	200	150	1957.23	0.126	0.075
P123212	10	200	150	1771.06	0.183	0.068
P123222	20	200	150	1393.62	0.182	0.029
P131112	10	150	150	1866.75	0.253	0.145
P131122	20	150	150	1841.86	0.230	0.050
P131212	10	150	150	1981.37	0.153	0.105
P131222	20	150	150	1809.25	0.206	0.122
P132112	10	150	150	1448.27	0.163	0.088
P132122	20	150	150	1444.25	0.301	0.125
P132212	10	150	150	1206.73	0.101	0.050
P132222	20	150	150	931.94	0.170	0.049
P133112	10	150	150	1699.92	0.155	0.081
P133122	20	150	150	1401.82	0.127	0.050
P133212	10	150	150	1199.51	0.128	0.146
P133222	20	150	150	1152.86	0.081	0.134
Average Gap					0.188	0.100

Table 1: The information of the 45 CLR benchmark instances, where the last line calculates the average gaps.

On the other hand, as in [27], we used the practical 1.861-approximation algorithm [33] of UFL to open a set of depots O_1 instead of using the bifactor approximation algorithm [34] since the latter algorithm involves solving an LP, which is not practical. So, there was no need to consider the setting of γ . Moreover, after opening a set of depots using the greedy algorithm, suggested in [27], we regarded their opening cost as zero in the following. This does not impact the approximation ratio. For α , we tested different values. This choice was made because for a range of values of α the implementations using the 1.5-approximation algorithm for metric TSP can always guarantee a good approximation ratio. See the following lemma. Harks *et al.* [27] only considered $\alpha = 1$ and showed the implementation had a ratio of 5.722.

In the following, we use “Tree/Path-APP” to denote that the implementation of Tree/Path-Alg is based on the 1.5-approximation algorithm for metric TSP, and use “Tree/Path-LKH” to denote that the implementation of Tree/Path-Alg is based on the LKH algorithm for metric TSP.

Lemma 16. *For any $0.5 \leq \alpha \leq 1.26$, Tree-APP has an approximation ratio of 5.722; For any $1 \leq \alpha \leq 2.07$, Path-APP has an approximation ratio of 4.861; Moreover, both implementations have a running-time bound of $O(n^3 + nm \log nm)$.*

Proof. The implementations of our algorithms have undergone two main changes.

For the first change, it allows for the preservation of the upper bounds in both tree-splitting and path-splitting procedures, i.e., Lemmas 5 and 10 still hold. The reason is shown as follows.

When given a sub-tree T (a sub-path is also considered as a sub-tree) in the procedures, we find a tour I by the doubling-and-shorcutting method, which guarantees $w(I) \leq 2w(T)$. However, in the implementation, we obtain a tour I' by finding a minimum cost matching M on the odd-degree vertices in $U(T) \cup V(T)$ and then shortcutting, which still guarantees $w(I') \leq 2w(T)$ since $w(M) \leq w(T)$ [15, 16].

Next, we consider the impact of the second change.

Since we use the 1.861-approximation algorithm of UFL to open a set of depots O_1 , we have $\sum_{v \in V} d(v) \cdot \min_{u \in O_1} \tilde{w}(v, u) + \tilde{\phi}(O_1) \leq \rho \cdot \text{OPT}' \leq \rho \cdot \psi^* + \alpha \cdot \rho \cdot \phi^*$, where $\rho = 1.861$, and the second inequality follows from Lemma 7.

By a similar proof of Theorem 8, we can get that Tree-APP has a weight

of at most

$$\begin{aligned}
& 2w(\mathcal{T}) + \sum_{v \in V} 2d(v) \cdot \min_{u \in O_1} \tilde{w}(v, u) + (1/\alpha) \cdot \tilde{\phi}(O_1) + \phi(\mathcal{T}) \\
& \leq 2\psi^* + \phi^* + \max\{2, 1/\alpha\} \left(\sum_{v \in V} d(v) \cdot \min_{u \in O_1} \tilde{w}(v, u) + \tilde{\phi}(O_1) \right) \\
& \leq 2\psi^* + \phi^* + \max\{2, 1/\alpha\} (\rho \cdot \psi^* + \alpha \cdot \rho \cdot \phi^*) \\
& \leq 2\psi^* + \phi^* + 2 \left(\rho \cdot \psi^* + \frac{2\rho + 1}{2\rho} \cdot \rho \cdot \phi^* \right) = (2\rho + 2) \cdot \text{OPT},
\end{aligned}$$

where the last inequality follows from $0.5 \leq \alpha \leq 1.26 < \frac{2\rho+1}{2\rho}$ and the last equality from $\text{OPT} = \psi^* + \phi^*$. So, for any $0.5 \leq \alpha \leq 1.26$, Tree-APP always has an approximation ratio of $2\rho + 2 = 5.722$.

By a similar proof of Theorem 15, we can get that Path-APP has a weight of at most

$$\begin{aligned}
& 2w(\mathcal{P}) + \sum_{v \in V} d(v) \cdot \min_{u \in O_1} \tilde{w}(v, u) + (1/\alpha) \cdot \tilde{\phi}(O_1) + \phi(\mathcal{P}) \\
& \leq 3\psi^* + \phi^* + \max\{1, 1/\alpha\} \left(\sum_{v \in V} d(v) \cdot \min_{u \in O_1} \tilde{w}(v, u) + \tilde{\phi}(O_1) \right) \\
& \leq 3\psi^* + \phi^* + \max\{1, 1/\alpha\} (\rho \cdot \psi^* + \alpha \cdot \rho \cdot \phi^*) \\
& \leq 3\psi^* + \phi^* + \left(\rho \cdot \psi^* + \frac{\rho + 2}{\rho} \cdot \rho \cdot \phi^* \right) = (\rho + 3) \cdot \text{OPT},
\end{aligned}$$

where the last inequality follows from $1 \leq \alpha \leq 2.07 < \frac{\rho+2}{\rho}$ and the last equality follows from $\text{OPT} = \psi^* + \phi^*$. Hence, for any $1 \leq \alpha \leq 2.07$, Path-APP has an approximation ratio of $\rho + 3 = 4.861$.

Last, we show the running time of our implementations.

The running time of our implementations is dominated by computing minimum cost matchings to obtain tours and using the greedy algorithm of UFL to open depots. Given a sub-tree with s vertices, it takes $O(s^3)$ time to find a minimum cost matching on the odd-degree vertices [15, 16]. The total number of vertices in the sub-trees in our algorithms is bounded by $O(n)$; hence, the running time of finding minimum cost matchings is $O(n^3)$. The greedy algorithm of UFL can be implemented in $O(nm \log nm)$ time [27]. Therefore, our implementations take $O(n^3 + nm \log nm)$ time. \square

Our algorithms are implemented in C++ on a desktop computer with an AMD Ryzen 5 PRO 4650G with Radeon Graphics (3.70 GHz, 32.0 GB RAM) using Windows Subsystem for Linux (WSL). The detailed information of our algorithms, and the 45 tested instances can be found in <http://github.com/zhmjsnl/CLR>.

α	Tree-APP		Tree-LKH		Path-APP		Path-LKH	
	Gap	Time	Gap	Time	Gap	Time	Gap	Time
0.1	0.1996	0.080	0.1780	0.313	0.2621	0.082	0.2009	1.321
0.2	0.1503	0.078	0.1295	0.318	0.2098	0.081	0.1455	1.180
0.3	0.1265	0.077	0.1052	0.348	0.1883	0.080	0.1253	1.194
0.4	0.1164	0.077	0.0944	0.318	0.1755	0.080	0.1166	1.291
0.5	0.1211	0.077	0.0984	0.356	0.1755	0.081	0.1134	1.303
0.6	0.1202	0.077	0.0980	0.327	0.1677	0.083	0.1084	1.361
0.7	0.1219	0.076	0.0985	0.345	0.1676	0.082	0.1077	1.226
0.8	0.1270	0.077	0.1036	0.327	0.1733	0.082	0.1099	1.242
0.9	0.1330	0.076	0.1103	0.343	0.1834	0.082	0.1127	1.546
1.0	0.1363	0.076	0.1145	0.333	0.1874	0.082	0.1125	1.549
1.1	0.1408	0.077	0.1191	0.326	0.1872	0.083	0.1164	1.578
1.2	0.1420	0.077	0.1206	0.345	0.1888	0.083	0.1183	1.574
1.3	0.1480	0.077	0.1271	0.325	0.1932	0.083	0.1245	1.381
1.4	0.1566	0.077	0.1359	0.349	0.1998	0.083	0.1322	1.432
1.5	0.1589	0.076	0.1375	0.317	0.2024	0.083	0.1345	1.434

Table 2: The average gaps between our results and the pbks for Tree-Alg and Path-Alg under different values of α .

6.3. Results

For each instance, the gap of our result to the pbks is also calculated by $Gap = \frac{Result - pbks}{pbks}$. A summary of our results can be found in Table 2, where we list the average gaps between our results of Tree-APP/LKH (resp., our results of Path-APP/LKH) and the pbks, and the average running times under different settings of α . Note that the previous algorithm in [27] achieves an average gap of 18.8%, which reduces to 10.0% when further utilizing LKH, as shown in Table 1.

Under $\alpha = 0.1$, our algorithms yield larger average gaps. The reason may be that under $\alpha = 0.1$ the greedy algorithm of UFL opens almost all depots for each instance, making it too expensive. For other values of α , we can obtain better results. Notably, as we increase the value of α , the gaps exhibit a significant decrease, potentially because the greedy algorithm

opens fewer depots. Especially, when setting $\alpha = 0.4$ and $\alpha = 0.7$, the gaps become 11.64% and 16.76% for Tree-APP and Path-APP, respectively, both outperforming the previous 18.8%. Moreover, when setting $\alpha = 0.4$ and $\alpha = 0.7$, the gaps become 9.44% and 10.77% for Tree-LKH and Path-LKH, respectively, with Tree-LKH surpassing the previous 10.0%. However, when further increasing α , the gaps begin to increase, likely because the number of opened depots becomes too small.

For the running time, we can see that our algorithms run very fast. Under different values of α , the running time of each instance on average is at most 0.083s for both Tree-APP and Path-APP, 0.356s for Tree-LKH, and 1.578s for Path-LKH. The running time of Path-LKH is slow, mainly because it uses the LKH algorithm to find a Hamiltonian cycle on all customers. Note that the running time of the previous algorithm [27], even when using the LKH algorithm, is about 0.01 seconds, which is slightly faster than ours.

We conclude that when setting α suitably, our algorithms can achieve better results than the previous approximation algorithm, and the quality of solutions is also much closer to optimality than the provable approximation ratio. Although Path-Alg has a better theoretical approximation ratio, the implementations of Tree-Alg perform slightly better on the tested instances in practice. The reason may be that in the worst-case, Tree-Alg delivers only about $k/2$ of demand on each tour but it delivers close to k of demand on each tour in practical.

6.3.1. The details

We summarize the best found results of our algorithms for each instance under $\alpha \in \{0.1, \dots, 1.5\}$ in Table 3, where the column ‘Result’ lists the best results of our algorithms under $\alpha \in \{0.1, \dots, 1.5\}$, the column ‘Gap’ shows the gaps between the best results and the corresponding pbks, the column ‘ α ’ presents the minimum values of α at which the algorithms attained the best results, and the last line calculates the average gaps. We can see that if we focus on the best results of our algorithms under $\alpha \in \{0.1, \dots, 1.5\}$, the average gap of Tree-APP achieves 10.55% and of Path-APP achieves 15.20%, and the average gap of Tree-LKH achieves 8.38% and of Path-LKH achieves 10.15%. The detailed results of Tree-APP/LKH and Path-APP/LKH under each $\alpha \in \{0.1, \dots, 1.5\}$ can be found in the appendix.

Names	Tree-APP			Tree-LKH			Path-APP			Path-LKH		
	Result	Gap	α	Result	Gap	α	Result	Gap	α	Result	Gap	α
Chr69-100x10	964.04	0.1438	0.6	919.78	0.0912	0.6	1071.73	0.2715	0.6	937.31	0.1120	0.6
Chr69-50x5	653.14	0.1548	0.5	629.28	0.1126	0.5	727.90	0.2870	1.0	671.93	0.1880	1.0
Chr69-75x10	928.63	0.0778	0.8	909.71	0.0559	0.8	1024.80	0.1895	0.2	951.69	0.1046	0.2
Gas67-22x5	612.80	0.0473	0.3	597.57	0.0213	0.3	695.57	0.1888	0.3	671.84	0.1483	0.3
Gas67-29x5	562.12	0.0977	0.3	547.07	0.0683	0.3	624.96	0.2204	0.5	576.60	0.1260	0.5
Gas67-32x5	584.95	0.0405	0.9	580.32	0.0323	0.9	680.68	0.2108	0.9	646.15	0.1494	0.9
Gas67-32x5-2	541.35	0.0735	0.6	535.26	0.0614	0.6	525.39	0.0418	0.6	519.24	0.0297	0.6
Gas67-36x5	517.98	0.1251	0.3	502.19	0.0908	0.3	558.24	0.2125	0.5	532.43	0.1565	0.3
Min92-27x5	3298.37	0.0772	0.3	3257.83	0.0640	0.3	3328.57	0.0871	0.3	3273.46	0.0691	0.3
P111112	1627.45	0.1084	0.7	1586.88	0.0807	0.7	1689.48	0.1506	0.7	1592.75	0.0847	0.7
P111122	1620.17	0.1180	0.9	1590.82	0.0978	0.9	1706.30	0.1775	0.6	1666.16	0.1498	0.6
P111212	1499.94	0.0741	0.5	1457.91	0.0440	0.5	1682.31	0.2047	0.6	1556.77	0.1148	0.5
P111222	1657.59	0.1573	0.4	1601.88	0.1184	0.4	1766.30	0.2332	0.4	1648.72	0.1512	0.4
P112112	1358.22	0.1634	0.4	1319.64	0.1303	0.4	1347.73	0.1544	0.4	1308.09	0.1204	0.4
P112122	1238.88	0.1235	0.4	1223.69	0.1098	0.4	1294.96	0.1744	0.4	1263.35	0.1457	0.4
P112212	853.06	0.0745	0.1	845.21	0.0646	0.1	869.97	0.0958	0.6	836.18	0.0532	0.6
P112222	792.83	0.0886	0.1	785.98	0.0792	0.1	803.98	0.1039	0.3	795.04	0.0917	0.3
P113112	1420.15	0.1467	0.2	1380.00	0.1143	0.2	1342.14	0.0837	0.2	1291.34	0.0427	0.2
P113122	1353.86	0.0863	0.6	1327.25	0.0650	0.6	1461.53	0.1727	0.6	1407.58	0.1294	0.6
P113212	927.76	0.0282	0.1	921.73	0.0215	0.1	979.66	0.0857	0.1	945.92	0.0483	0.1
P113222	1156.01	0.1319	0.3	1145.93	0.1221	0.3	1163.35	0.1391	0.3	1134.93	0.1113	0.3
P121112	2488.88	0.0908	0.5	2443.27	0.0708	0.5	2653.99	0.1632	0.6	2501.80	0.0965	0.6
P121122	2429.40	0.1116	0.6	2390.10	0.0936	0.6	2581.16	0.1811	0.4	2442.89	0.1178	0.4
P121212	2459.18	0.1004	0.5	2381.71	0.0658	0.5	2609.33	0.1676	0.5	2434.48	0.0894	0.5
P121222	2401.74	0.0630	0.6	2348.73	0.0395	0.6	2641.45	0.1691	0.5	2487.35	0.1009	0.5
P122112	2408.92	0.1461	0.4	2362.30	0.1239	0.4	2350.18	0.1182	0.4	2243.22	0.0673	0.5
P122122	1914.30	0.1198	0.7	1866.88	0.0921	0.7	2013.06	0.1776	0.4	1936.71	0.1329	0.4
P122212	1587.52	0.0818	1.1	1566.68	0.0676	1.1	1597.22	0.0884	1.1	1529.33	0.0421	1.1
P122222	1181.65	0.0893	0.1	1168.06	0.0768	0.1	1179.49	0.0873	0.1	1140.18	0.0511	0.1
P123112	2143.79	0.0865	0.3	2099.42	0.0640	0.3	2108.73	0.0687	0.3	2032.33	0.0300	0.3
P123122	2131.50	0.0891	0.4	2089.97	0.0679	0.4	2240.06	0.1445	0.4	2133.93	0.0903	0.4
P123212	1999.03	0.1288	0.1	1982.45	0.1194	0.1	1964.92	0.1095	0.1	1916.65	0.0823	0.8
P123222	1568.78	0.1257	0.1	1548.63	0.1113	0.1	1535.53	0.1019	0.1	1497.27	0.0744	0.1
P131112	2172.39	0.1638	0.4	2108.91	0.1298	0.4	2339.39	0.2532	0.9	2206.60	0.1821	0.4
P131122	1996.73	0.0841	0.6	1966.13	0.0675	0.6	2207.36	0.1985	0.8	2115.16	0.1484	0.8
P131212	2224.63	0.1228	0.6	2188.29	0.1045	0.6	2290.29	0.1559	0.6	2164.80	0.0926	0.6
P131222	1983.94	0.0966	0.4	1917.62	0.0599	0.4	2169.20	0.1990	0.4	2074.71	0.1468	1.0
P132112	1641.41	0.1334	0.7	1604.34	0.1078	0.7	1677.30	0.1582	0.6	1620.25	0.1188	0.3
P132122	1690.47	0.1705	0.4	1667.31	0.1545	0.4	1608.74	0.1139	0.4	1569.25	0.0866	0.4
P132212	1337.87	0.1087	0.1	1329.39	0.1017	0.1	1311.92	0.0872	0.1	1278.44	0.0595	0.1
P132222	1008.25	0.0819	0.1	991.36	0.0638	0.1	1025.85	0.1008	0.1	997.53	0.0704	0.1
P133112	1919.08	0.1290	0.6	1883.91	0.1083	0.6	1947.17	0.1455	0.2	1873.57	0.1022	0.2
P133122	1526.59	0.0891	0.2	1488.73	0.0620	0.2	1599.15	0.1408	0.7	1548.11	0.1044	0.7
P133212	1364.01	0.1372	0.1	1346.37	0.1225	0.1	1335.16	0.1131	0.1	1299.64	0.0835	0.1
P133222	1219.66	0.0580	1.5	1209.53	0.0492	1.5	1277.35	0.1080	1.5	1233.54	0.0700	1.5
Average Gap		0.1055			0.0838			0.1520			0.1015	

Table 3: A summary of the best found results of Tree-APP/LKH and Path-APP/LKH, the gaps to pbks, and the value of α for each instance at which the algorithm attained the best result, where the last line calculates the average gaps.

7. Conclusion

In this paper, we propose two improved approximation algorithms for CFL: one is a 4.169-approximation algorithm for both the unsplittable case and the splittable case, and another is a 4.091-approximation algorithm for the splittable case. Our techniques have the potential to solve more variants of CLR, say the prize-collecting and grouping CLR mentioned in [27].

It is known that an α -approximation algorithm for CLR also implies an α -approximation ratio for MCVRP. Recently, the 4-approximation barrier of MCVRP was broken [30]. For further study, it should be interesting to design a better-than-4-approximation algorithm for CLR.

Acknowledgments

The work is supported by the National Natural Science Foundation of China, under grants 62372095. A preliminary version of this paper [44] was presented at the 33rd International Joint Conference on Artificial Intelligence (IJCAI 2024).

Declaration of competing interest

The authors declare that they have no known competing financial interests or personal relationships that could have appeared to influence the work reported in this paper.

References

- [1] E. Von Boventer, The relationship between transportation costs and location rent in transportation problems, *Journal of Regional Science* 3 (2) (1961) 27–40.
- [2] F. Maranzana, On the location of supply points to minimize transport costs, *OR* (1964) 261–270.
- [3] M. Webb, Cost functions in the location of depots for multiple-delivery journeys, *OR* (1968) 311–320.
- [4] C. Prodhon, C. Prins, A survey of recent research on location-routing problems, *Eur. J. Oper. Res.* 238 (1) (2014) 1–17.

- [5] M. Drexl, M. Schneider, A survey of variants and extensions of the location-routing problem, *Eur. J. Oper. Res.* 241 (2) (2015) 283–308.
- [6] D. Tuzun, L. I. Burke, A two-phase tabu search approach to the location routing problem, *European journal of operational research* 116 (1) (1999) 87–99.
- [7] S. Barreto, C. Ferreira, J. Paixao, B. S. Santos, Using clustering analysis in a capacitated location-routing problem, *European journal of operational research* 179 (3) (2007) 968–977.
- [8] R. Ravi, A. Sinha, Approximation algorithms for problems combining facility location and network design, *Operations Research* 54 (1) (2006) 73–81.
- [9] P. Toth, D. Vigo, *Vehicle routing: problems, methods, and applications*, SIAM, 2014.
- [10] J. R. Montoya-Torres, J. L. Franco, S. N. Isaza, H. F. Jiménez, N. Herazo-Padilla, A literature review on the vehicle routing problem with multiple depots, *Computers & Industrial Engineering* 79 (2015) 115–129.
- [11] H.-C. An, M. Singh, O. Svensson, LP-based algorithms for capacitated facility location, *SIAM Journal on Computing* 46 (1) (2017) 272–306.
- [12] Z. Zhang, H. He, Z. Luo, H. Qin, S. Guo, An efficient forest-based tabu search algorithm for the split-delivery vehicle routing problem, in: *AAAI 2015*, AAAI Press, 2015, pp. 3432–3438.
- [13] L. Xin, W. Song, Z. Cao, J. Zhang, Multi-decoder attention model with embedding glimpse for solving vehicle routing problems, in: *AAAI 2021*, AAAI Press, 2021, pp. 12042–12049.
- [14] J. Zhou, Y. Wu, W. Song, Z. Cao, J. Zhang, Towards omni-generalizable neural methods for vehicle routing problems, in: *ICML 2023*, Vol. 202 of *Proceedings of Machine Learning Research*, PMLR, 2023, pp. 42769–42789.
- [15] N. Christofides, Worst-case analysis of a new heuristic for the travelling salesman problem, *Tech. rep.*, Carnegie-Mellon University (1976).

- [16] A. I. Serdyukov, Some extremal bypasses in graphs, *Upravlyaemye Sistemy* 17 (1978) 76–79.
- [17] A. R. Karlin, N. Klein, S. O. Gharan, A (slightly) improved approximation algorithm for metric TSP, in: *STOC 2021*, ACM, 2021, pp. 32–45.
- [18] A. R. Karlin, N. Klein, S. O. Gharan, A deterministic better-than-3/2 approximation algorithm for metric TSP, in: *IPCO 2023*, Vol. 13904 of *Lecture Notes in Computer Science*, Springer, 2023, pp. 261–274.
- [19] S. Rathinam, R. Sengupta, S. Darbha, A resource allocation algorithm for multivehicle systems with nonholonomic constraints, *IEEE Transactions on Automation Science and Engineering* 4 (1) (2007) 98–104.
- [20] Z. Xu, L. Xu, B. Rodrigues, An analysis of the extended christofides heuristic for the k-depot TSP, *Operations Research Letters* 39 (3) (2011) 218–223.
- [21] Z. Xu, B. Rodrigues, A 3/2-approximation algorithm for the multiple tsp with a fixed number of depots, *INFORMS Journal on Computing* 27 (4) (2015) 636–645.
- [22] V. Traub, J. Vygen, R. Zenklusen, Reducing path TSP to TSP, *SIAM Journal on Computing* 51 (3) (2022) 20–24.
- [23] M. Deppert, M. Kaul, M. Mnich, A $(3/2 + \varepsilon)$ -approximation for multiple TSP with a variable number of depots, in: *ESA 2023*, Vol. 274 of *LIPICs*, Schloss Dagstuhl - Leibniz-Zentrum für Informatik, 2023, pp. 39:1–39:15.
- [24] M. Haimovich, A. H. G. R. Kan, Bounds and heuristics for capacitated routing problems, *Mathematics of Operations Research* 10 (4) (1985) 527–542.
- [25] K. Altinkemer, B. Gavish, Heuristics for unequal weight delivery problems with a fixed error guarantee, *Operations Research Letters* 6 (4) (1987) 149–158.
- [26] C. Li, D. Simchi-Levi, Worst-case analysis of heuristics for multidepot capacitated vehicle routing problems, *INFORMS Journal on Computing* 2 (1) (1990) 64–73.

- [27] T. Harks, F. G. König, J. Matuschke, Approximation algorithms for capacitated location routing, *Transportation Science* 47 (1) (2013) 3–22.
- [28] J. Blauth, V. Traub, J. Vygen, Improving the approximation ratio for capacitated vehicle routing, *Math. Program.* 197 (2) (2023) 451–497.
- [29] Z. Friggstad, R. Mousavi, M. Rahgoshay, M. R. Salavatipour, Improved approximations for capacitated vehicle routing with unsplittable client demands, in: *IPCO 2022*, Vol. 13265, Springer, 2022, pp. 251–261.
- [30] J. Zhao, M. Xiao, Improved approximation algorithms for multidepot capacitated vehicle routing, in: *COCOON 2023*, Vol. 14423 of *Lecture Notes in Computer Science*, Springer, 2023, pp. 378–391.
- [31] X. Lai, L. Xu, Z. Xu, Y. Du, An approximation algorithm for k -depot split delivery vehicle routing problem, *INFORMS Journal on Computing* 35 (5) (2023) 1179–1194.
- [32] D. P. Williamson, D. B. Shmoys, *The design of approximation algorithms*, Cambridge university press, 2011.
- [33] K. Jain, M. Mahdian, E. Markakis, A. Saberi, V. V. Vazirani, Greedy facility location algorithms analyzed using dual fitting with factor-revealing LP, *J. ACM* 50 (6) (2003) 795–824.
- [34] J. Byrka, K. I. Aardal, An optimal bifactor approximation algorithm for the metric uncapacitated facility location problem, *SIAM J. Comput.* 39 (6) (2010) 2212–2231.
- [35] F. A. Chudak, D. B. Shmoys, Improved approximation algorithms for the uncapacitated facility location problem, *SIAM J. Comput.* 33 (1) (2003) 1–25.
- [36] S. Li, A 1.488 approximation algorithm for the uncapacitated facility location problem, *Inf. Comput.* 222 (2013) 45–58.
- [37] F. C. Heine, A. Demleitner, J. Matuschke, Bifactor approximation for location routing with vehicle and facility capacities, *European Journal of Operational Research* 304 (2) (2023) 429–442.

- [38] T. H. Cormen, C. E. Leiserson, R. L. Rivest, C. Stein, Introduction to algorithms, MIT press, 2022.
- [39] C. Prins, C. Prodhon, A. Ruiz, P. Soriano, R. Wolfer Calvo, Solving the capacitated location-routing problem by a cooperative lagrangean relaxation-granular tabu search heuristic, *Transportation science* 41 (4) (2007) 470–483.
- [40] R. Baldacci, A. Mingozzi, R. Wolfer-Calvo, The capacitated location routing problem, *ROUTE 2009* (2009).
- [41] K. Helsgaun, An effective implementation of the lin–kernighan traveling salesman heuristic, *European journal of operational research* 126 (1) (2000) 106–130.
- [42] R. Baldacci, A. Mingozzi, R. Wolfer Calvo, An exact method for the capacitated location-routing problem, *Operations research* 59 (5) (2011) 1284–1296.
- [43] C. Contardo, J.-F. Cordeau, B. Gendron, An exact algorithm based on cut-and-column generation for the capacitated location-routing problem, *INFORMS Journal on Computing* 26 (1) (2014) 88–102.
- [44] J. Zhao, M. Xiao, S. Wang, Improved approximation algorithms for capacitated location routing, in: *Proceedings of the Thirty-Third International Joint Conference on Artificial Intelligence, IJCAI 2024*, Jeju, South Korea, August 3-9, 2024, ijcai.org, 2024, pp. 6805–6813.
URL <https://www.ijcai.org/proceedings/2024/752>

Appendix A. The Detailed Experimental Results

The detailed results of Tree-APP and Path-APP can be found in Tables A.4-A.6, where we list the gaps between the results and pbks, and the running times for Tree-APP and Path-APP on benchmark instances under $\alpha \in \{0.1, 0.2, \dots, 1.5\}$. We can see that the average gap of Tree-APP achieves the minimum 0.1164 when $\alpha = 0.4$ and the average gap of Path-APP achieves the minimum 0.1676 when $\alpha = 0.7$.

The detailed results of Tree-LKH and Path-LKH can be found in Tables A.7-A.9, where we list the gaps between the results and pbks, and the running times for Tree-LKH and Path-LKH on benchmark instances under $\alpha \in \{0.1, 0.2, \dots, 1.5\}$. We can see that the average gap of Tree-LKH achieves the minimum 0.0944 when $\alpha = 0.4$ and the average gap of Path-LKH achieves the minimum 0.1077 when $\alpha = 0.7$.

Names	$\alpha = 0.1$				$\alpha = 0.2$				$\alpha = 0.3$				$\alpha = 0.4$				$\alpha = 0.5$			
	Tree-APP		Path-APP		Tree-APP		Path-APP		Tree-APP		Path-APP		Tree-APP		Path-APP		Tree-APP		Path-APP	
	Gap	Time	Gap	Time	Gap	Time	Gap	Time	Gap	Time	Gap	Time	Gap	Time	Gap	Time	Gap	Time	Gap	Time
Chr69-100x10	0.3478	0.060	0.4285	0.062	0.2508	0.057	0.3445	0.054	0.2302	0.050	0.3331	0.053	0.2026	0.047	0.3353	0.050	0.1673	0.044	0.2863	0.050
Chr69-50x5	0.3173	0.043	0.4471	0.037	0.2708	0.039	0.3961	0.038	0.1963	0.036	0.3909	0.037	0.1963	0.036	0.3909	0.038	0.1548	0.034	0.3216	0.037
Chr69-75x10	0.1613	0.055	0.2761	0.055	0.1035	0.054	0.1894	0.050	0.1035	0.051	0.1894	0.050	0.1035	0.055	0.1894	0.050	0.1035	0.054	0.1894	0.050
Gas67-22x5	0.2296	0.031	0.4496	0.035	0.2296	0.029	0.4496	0.034	0.0473	0.023	0.1888	0.030	0.0473	0.024	0.1888	0.030	0.0473	0.023	0.1888	0.030
Gas67-29x5	0.1626	0.030	0.2898	0.030	0.1626	0.031	0.2898	0.026	0.0977	0.026	0.2802	0.026	0.0977	0.026	0.2802	0.027	0.1877	0.030	0.2204	0.031
Gas67-32x5	0.0627	0.030	0.2208	0.031	0.0627	0.029	0.2208	0.031	0.0627	0.029	0.2208	0.031	0.0627	0.029	0.2208	0.031	0.0627	0.030	0.2208	0.031
Gas67-32x5-2	0.0831	0.027	0.2737	0.028	0.0831	0.027	0.2737	0.028	0.0831	0.026	0.2737	0.026	0.0831	0.026	0.2737	0.027	0.0831	0.026	0.2737	0.028
Gas67-36x5	0.2922	0.030	0.2880	0.032	0.2873	0.028	0.3454	0.031	0.1251	0.027	0.2139	0.031	0.1251	0.026	0.2139	0.030	0.1998	0.027	0.2125	0.031
Min92-27x5	0.1660	0.027	0.1759	0.031	0.1660	0.027	0.1759	0.031	0.0772	0.027	0.0871	0.030	0.0772	0.027	0.0871	0.030	0.0772	0.026	0.0871	0.030
P111112	0.1935	0.060	0.2902	0.061	0.1320	0.056	0.2432	0.061	0.1187	0.056	0.2316	0.061	0.1187	0.055	0.2316	0.059	0.1187	0.056	0.2316	0.060
P111122	0.2435	0.065	0.3851	0.068	0.2027	0.066	0.3190	0.067	0.1473	0.062	0.3235	0.062	0.1256	0.061	0.2776	0.065	0.1289	0.060	0.2632	0.063
P111212	0.2446	0.063	0.3536	0.061	0.1642	0.059	0.2886	0.058	0.1642	0.061	0.2886	0.058	0.1071	0.056	0.2524	0.058	0.0741	0.057	0.2070	0.058
P111222	0.4189	0.067	0.4843	0.068	0.1903	0.064	0.2542	0.066	0.1664	0.062	0.2652	0.061	0.1573	0.064	0.2332	0.064	0.1573	0.063	0.2332	0.065
P112112	0.3768	0.067	0.4329	0.067	0.1749	0.059	0.1828	0.060	0.1749	0.060	0.1828	0.060	0.1633	0.060	0.1544	0.060	0.1633	0.060	0.1544	0.062
P112122	0.2084	0.070	0.1979	0.065	0.2084	0.071	0.1979	0.066	0.2084	0.069	0.1979	0.065	0.1235	0.067	0.1744	0.066	0.1235	0.065	0.1744	0.065
P112212	0.0745	0.059	0.0980	0.062	0.0745	0.058	0.0980	0.060	0.0745	0.059	0.0980	0.059	0.0745	0.058	0.0980	0.058	0.0745	0.060	0.0980	0.059
P112222	0.0886	0.062	0.1241	0.065	0.0886	0.061	0.1241	0.065	0.1099	0.064	0.1039	0.063	0.1099	0.066	0.1039	0.065	0.1099	0.064	0.1039	0.065
P113112	0.1998	0.062	0.1994	0.062	0.1467	0.063	0.0837	0.056	0.1467	0.062	0.0837	0.056	0.1467	0.061	0.0837	0.055	0.1467	0.062	0.0837	0.057
P113122	0.1480	0.067	0.2175	0.066	0.1102	0.066	0.2192	0.064	0.1102	0.065	0.2192	0.065	0.1102	0.065	0.2192	0.066	0.1102	0.064	0.2192	0.065
P113212	0.0282	0.058	0.0857	0.066	0.0282	0.057	0.0857	0.064	0.0282	0.057	0.0857	0.063	0.0282	0.056	0.0857	0.063	0.0282	0.058	0.0857	0.064
P113222	0.2009	0.059	0.2077	0.061	0.2009	0.059	0.2077	0.063	0.1319	0.059	0.1391	0.062	0.1319	0.059	0.1391	0.063	0.1888	0.060	0.2334	0.063
P121112	0.2055	0.105	0.2845	0.110	0.1169	0.101	0.2306	0.109	0.1035	0.102	0.2144	0.109	0.1184	0.102	0.1641	0.110	0.0908	0.104	0.1940	0.112
P121122	0.2761	0.126	0.3829	0.135	0.1161	0.123	0.2232	0.132	0.1161	0.122	0.2232	0.130	0.1223	0.127	0.1811	0.130	0.1223	0.123	0.1811	0.134
P121212	0.2006	0.114	0.3092	0.117	0.1338	0.108	0.2153	0.117	0.1021	0.106	0.2116	0.117	0.1021	0.110	0.2116	0.124	0.1004	0.105	0.1676	0.117
P121222	0.2798	0.122	0.3810	0.132	0.1355	0.117	0.2597	0.126	0.1142	0.117	0.2375	0.127	0.1025	0.118	0.1951	0.126	0.0842	0.128	0.1691	0.125
P122112	0.2135	0.113	0.2239	0.121	0.1942	0.113	0.1743	0.116	0.1567	0.109	0.1503	0.116	0.1461	0.108	0.1182	0.111	0.1526	0.107	0.1214	0.110
P122122	0.2514	0.114	0.3162	0.123	0.1766	0.114	0.2110	0.119	0.1766	0.113	0.2110	0.118	0.1491	0.115	0.1775	0.118	0.1307	0.114	0.2065	0.124
P122212	0.1459	0.105	0.1851	0.113	0.1026	0.104	0.1170	0.113	0.1026	0.104	0.1170	0.113	0.1026	0.108	0.1170	0.113	0.1026	0.107	0.1170	0.113
P122222	0.0893	0.119	0.0873	0.125	0.0893	0.121	0.0873	0.129	0.0893	0.119	0.0873	0.127	0.0893	0.119	0.0873	0.129	0.0893	0.121	0.0873	0.127
P123112	0.1895	0.115	0.2297	0.113	0.1230	0.114	0.1461	0.115	0.0865	0.112	0.0687	0.113	0.0865	0.113	0.0687	0.113	0.0865	0.111	0.0687	0.117
P123122	0.1925	0.135	0.2131	0.136	0.1307	0.127	0.1642	0.129	0.1307	0.136	0.1642	0.133	0.0891	0.137	0.1445	0.133	0.0891	0.131	0.1445	0.134
P123212	0.1288	0.107	0.1095	0.115	0.1288	0.107	0.1095	0.112	0.1288	0.108	0.1095	0.112	0.1288	0.105	0.1095	0.114	0.1288	0.110	0.1095	0.112
P123222	0.1257	0.131	0.1018	0.129	0.1257	0.128	0.1018	0.132	0.1257	0.128	0.1018	0.132	0.1257	0.130	0.1018	0.134	0.1257	0.129	0.1018	0.132
P131112	0.3266	0.084	0.4106	0.091	0.2249	0.080	0.3343	0.086	0.2377	0.084	0.3057	0.089	0.1638	0.078	0.2742	0.084	0.1638	0.079	0.2742	0.086
P131122	0.2935	0.099	0.4041	0.100	0.1870	0.094	0.3294	0.094	0.1030	0.094	0.2539	0.099	0.1030	0.089	0.2539	0.094	0.1030	0.091	0.2539	0.096
P131212	0.1692	0.080	0.2270	0.088	0.1342	0.082	0.2348	0.086	0.1342	0.083	0.2348	0.086	0.1342	0.083	0.2348	0.087	0.1539	0.081	0.2180	0.087
P131222	0.2457	0.086	0.3728	0.095	0.1934	0.084	0.3224	0.096	0.1333	0.085	0.2594	0.089	0.0966	0.085	0.1990	0.091	0.0966	0.085	0.1990	0.090
P132112	0.2163	0.085	0.2722	0.086	0.1705	0.085	0.2037	0.085	0.1418	0.087	0.1686	0.084	0.1418	0.084	0.1686	0.086	0.1418	0.085	0.1686	0.086
P132122	0.3290	0.092	0.3583	0.095	0.2282	0.092	0.1834	0.099	0.2303	0.092	0.2126	0.093	0.1705	0.090	0.1139	0.091	0.2004	0.091	0.2188	0.088
P132212	0.1087	0.084	0.0872	0.085	0.1087	0.084	0.0872	0.084	0.1087	0.084	0.0872	0.085	0.1087	0.086	0.0872	0.083	0.1087	0.087	0.0872	0.083
P132222	0.0819	0.092	0.1008	0.093	0.0819	0.094	0.1008	0.096	0.0819	0.092	0.1008	0.095	0.0819	0.094	0.1008	0.094	0.0819	0.095	0.1008	0.096
P133112	0.2222	0.083	0.2489	0.085	0.1592	0.086	0.1455	0.085	0.1592	0.085	0.1455	0.087	0.1592	0.083	0.1455	0.085	0.1592	0.086	0.1455	0.086
P133122	0.1493	0.097	0.2183	0.099	0.0891	0.095	0.1634	0.100	0.0891	0.091	0.1634	0.099	0.0891	0.093	0.1634	0.099	0.1551	0.094	0.2003	0.096
P133212	0.1372	0.082	0.1131	0.087	0.1372	0.080	0.1131	0.088	0.1372	0.082	0.1131	0.087	0.1372	0.081	0.1131	0.088	0.1372	0.079	0.1131	0.088
P133222	0.1526	0.094	0.2293	0.097	0.1339	0.092	0.1936	0.097	0.0963	0.094	0.1314	0.096	0.0963	0.092	0.1314	0.097	0.1368	0.093	0.1582	0.096
Average Gap/Time	0.1996	0.080	0.2621	0.082	0.1503	0.078	0.2098	0.081	0.1265	0.077	0.1883	0.080	0.1164	0.077	0.1755	0.080	0.1211	0.077	0.1755	0.081

Table A.4: Gaps to pbks and running times for Tree-APP and Path-APP on benchmark instances under $\alpha \in \{0.1, 0.2, 0.3, 0.4, 0.5\}$, with the last line representing average gaps and average running times.

Names	$\alpha = 0.6$				$\alpha = 0.7$				$\alpha = 0.8$				$\alpha = 0.9$				$\alpha = 1.0$			
	Tree-APP		Path-APP		Tree-APP		Path-APP		Tree-APP		Path-APP		Tree-APP		Path-APP		Tree-APP		Path-APP	
	Gap	Time	Gap	Time	Gap	Time	Gap	Time	Gap	Time	Gap	Time	Gap	Time	Gap	Time	Gap	Time	Gap	Time
Chr69-100x10	0.1438	0.047	0.2715	0.051	0.1882	0.046	0.3019	0.058	0.1882	0.046	0.3019	0.050	0.2192	0.043	0.3148	0.054	0.1674	0.042	0.3165	0.049
Chr69-50x5	0.1548	0.033	0.3216	0.035	0.1548	0.034	0.3216	0.034	0.1548	0.033	0.3216	0.033	0.1548	0.034	0.3216	0.035	0.2127	0.032	0.2870	0.033
Chr69-75x10	0.1035	0.053	0.1894	0.050	0.1009	0.050	0.2112	0.056	0.0778	0.048	0.2574	0.055	0.0778	0.046	0.2574	0.052	0.0778	0.046	0.2574	0.050
Gas67-22x5	0.0473	0.024	0.1888	0.031	0.0473	0.023	0.1888	0.031	0.0473	0.024	0.1888	0.030	0.0473	0.023	0.1888	0.029	0.0473	0.023	0.1888	0.029
Gas67-29x5	0.1877	0.030	0.2204	0.031	0.1877	0.030	0.2204	0.030	0.1877	0.029	0.2204	0.030	0.1877	0.029	0.2204	0.029	0.1877	0.027	0.2204	0.031
Gas67-32x5	0.0627	0.029	0.2208	0.030	0.0627	0.029	0.2208	0.030	0.0627	0.029	0.2208	0.029	0.0405	0.029	0.2108	0.030	0.0405	0.028	0.2108	0.030
Gas67-32x5-2	0.0735	0.027	0.0418	0.028	0.0735	0.026	0.0418	0.027	0.0735	0.026	0.0418	0.027	0.0735	0.025	0.0418	0.026	0.0735	0.025	0.0418	0.027
Gas67-36x5	0.1998	0.027	0.2125	0.030	0.1998	0.027	0.2125	0.033	0.1998	0.027	0.2125	0.029	0.1998	0.026	0.2125	0.032	0.1251	0.025	0.2139	0.029
Min92-27x5	0.0772	0.026	0.0871	0.030	0.0772	0.026	0.0871	0.030	0.0772	0.027	0.0871	0.030	0.0772	0.025	0.0871	0.030	0.1296	0.025	0.2083	0.030
P111112	0.1187	0.056	0.2316	0.060	0.1084	0.055	0.1506	0.062	0.1084	0.057	0.1506	0.061	0.1127	0.054	0.2430	0.061	0.1127	0.053	0.2430	0.062
P111122	0.1194	0.056	0.1774	0.059	0.1194	0.055	0.1774	0.067	0.1194	0.056	0.1774	0.059	0.1180	0.059	0.2463	0.065	0.1180	0.056	0.2463	0.066
P111212	0.1052	0.056	0.2047	0.058	0.1052	0.056	0.2047	0.059	0.1052	0.056	0.2047	0.060	0.1451	0.052	0.2576	0.058	0.1451	0.053	0.2576	0.056
P111222	0.1573	0.065	0.2332	0.066	0.1923	0.062	0.2370	0.064	0.1923	0.063	0.2370	0.068	0.1923	0.062	0.2370	0.066	0.1923	0.064	0.2370	0.064
P112112	0.1633	0.059	0.1544	0.060	0.1633	0.060	0.1544	0.061	0.1633	0.060	0.1544	0.063	0.1633	0.060	0.1544	0.062	0.1633	0.059	0.1544	0.059
P112122	0.1235	0.066	0.1744	0.067	0.1235	0.063	0.1744	0.067	0.1235	0.065	0.1744	0.067	0.1235	0.064	0.1744	0.065	0.1235	0.065	0.1744	0.065
P112212	0.0892	0.058	0.0958	0.059	0.0892	0.058	0.0958	0.064	0.0892	0.057	0.0958	0.059	0.0892	0.057	0.0958	0.061	0.0892	0.056	0.0958	0.058
P112222	0.1099	0.067	0.1039	0.065	0.1099	0.064	0.1039	0.065	0.1099	0.065	0.1039	0.069	0.1099	0.063	0.1039	0.066	0.1099	0.063	0.1039	0.064
P113112	0.1467	0.062	0.0837	0.056	0.1467	0.065	0.0837	0.061	0.1467	0.062	0.0837	0.056	0.1752	0.059	0.2149	0.056	0.1752	0.059	0.2149	0.059
P113122	0.0863	0.065	0.1727	0.066	0.0863	0.065	0.1727	0.067	0.0863	0.067	0.1727	0.065	0.0863	0.064	0.1727	0.065	0.0863	0.062	0.1727	0.066
P113212	0.0282	0.057	0.0857	0.064	0.0282	0.056	0.0857	0.066	0.0282	0.056	0.0857	0.064	0.0282	0.058	0.0857	0.065	0.0282	0.055	0.0857	0.065
P113222	0.1546	0.059	0.1978	0.074	0.1546	0.059	0.1978	0.063	0.1546	0.059	0.1978	0.063	0.1546	0.059	0.1978	0.064	0.1573	0.059	0.1686	0.060
P121112	0.0972	0.103	0.1632	0.116	0.1190	0.104	0.2005	0.115	0.1190	0.103	0.2005	0.121	0.1190	0.103	0.2005	0.114	0.1190	0.103	0.2005	0.119
P121122	0.1116	0.122	0.1938	0.138	0.1116	0.120	0.1938	0.128	0.1152	0.123	0.1960	0.129	0.1152	0.120	0.1960	0.131	0.1198	0.122	0.2160	0.127
P121212	0.1004	0.107	0.1676	0.115	0.1004	0.106	0.1676	0.111	0.1273	0.105	0.2286	0.116	0.1463	0.104	0.2133	0.118	0.1463	0.110	0.2133	0.116
P121222	0.0630	0.118	0.1966	0.138	0.0818	0.111	0.1879	0.123	0.1007	0.119	0.2119	0.125	0.1007	0.119	0.2119	0.127	0.1007	0.119	0.2119	0.128
P122112	0.1526	0.106	0.1214	0.117	0.1514	0.108	0.1319	0.115	0.1514	0.108	0.1319	0.113	0.1514	0.106	0.1319	0.121	0.1514	0.112	0.1319	0.117
P122122	0.1307	0.114	0.2065	0.122	0.1198	0.108	0.1854	0.128	0.1531	0.113	0.1980	0.118	0.1531	0.107	0.1980	0.125	0.1531	0.110	0.1980	0.127
P122212	0.1026	0.106	0.1170	0.113	0.1026	0.104	0.1170	0.114	0.1026	0.107	0.1170	0.113	0.1026	0.107	0.1170	0.119	0.1026	0.111	0.1170	0.131
P122222	0.0893	0.120	0.0873	0.143	0.0893	0.120	0.0873	0.136	0.0893	0.119	0.0873	0.135	0.0893	0.121	0.0873	0.129	0.0893	0.121	0.0873	0.130
P123112	0.0865	0.111	0.0687	0.123	0.0865	0.110	0.0687	0.115	0.1488	0.107	0.1953	0.118	0.1488	0.107	0.1953	0.120	0.1488	0.108	0.1953	0.121
P123122	0.0891	0.133	0.1445	0.133	0.0891	0.130	0.1445	0.141	0.0891	0.132	0.1445	0.143	0.0891	0.134	0.1445	0.132	0.1896	0.130	0.2084	0.142
P123212	0.1288	0.115	0.1095	0.119	0.1288	0.108	0.1095	0.114	0.1525	0.106	0.1152	0.115	0.1933	0.105	0.1896	0.116	0.1933	0.107	0.1896	0.120
P123222	0.2123	0.131	0.2285	0.128	0.2123	0.132	0.2285	0.141	0.2123	0.133	0.2285	0.135	0.2123	0.135	0.2285	0.139	0.2123	0.130	0.2285	0.141
P131112	0.1638	0.078	0.2742	0.093	0.1638	0.077	0.2742	0.086	0.1638	0.087	0.2742	0.087	0.1746	0.077	0.2532	0.087	0.1746	0.080	0.2532	0.091
P131122	0.0841	0.092	0.2338	0.097	0.1121	0.089	0.2619	0.101	0.1362	0.083	0.1985	0.099	0.1362	0.085	0.1985	0.096	0.1362	0.084	0.1985	0.089
P131212	0.1228	0.080	0.1559	0.093	0.1228	0.083	0.1559	0.095	0.1228	0.081	0.1559	0.091	0.1228	0.085	0.1559	0.088	0.1228	0.081	0.1559	0.100
P131222	0.0966	0.084	0.1990	0.102	0.0966	0.086	0.1990	0.089	0.0966	0.086	0.1990	0.095	0.0966	0.084	0.1990	0.093	0.1204	0.086	0.2142	0.096
P132112	0.1413	0.084	0.1581	0.086	0.1334	0.083	0.1897	0.085	0.1334	0.081	0.1897	0.081	0.1334	0.081	0.1897	0.084	0.1334	0.084	0.1897	0.086
P132122	0.2004	0.090	0.2188	0.091	0.2004	0.090	0.2188	0.092	0.2004	0.091	0.2188	0.095	0.2004	0.088	0.2188	0.090	0.2004	0.089	0.2188	0.092
P132212	0.1087	0.087	0.0872	0.084	0.1087	0.085	0.0872	0.087	0.1087	0.086	0.0872	0.087	0.1483	0.081	0.1019	0.088	0.1483	0.086	0.1019	0.088
P132222	0.0819	0.095	0.1008	0.104	0.0819	0.096	0.1008	0.104	0.0819	0.095	0.1008	0.098	0.1622	0.092	0.1528	0.098	0.1622	0.096	0.1528	0.105
P133112	0.1290	0.082	0.1463	0.090	0.1290	0.083	0.1463	0.086	0.1290	0.081	0.1463	0.087	0.1290	0.080	0.1463	0.089	0.1624	0.085	0.1680	0.087
P133122	0.1551	0.095	0.2003	0.097	0.1163	0.096	0.1408	0.096	0.1736	0.093	0.1826	0.105	0.1736	0.093	0.1826	0.112	0.1736	0.095	0.1826	0.101
P133212	0.1709	0.080	0.1397	0.086	0.1709	0.083	0.1397	0.089	0.1709	0.083	0.1397	0.094	0.1709	0.084	0.1397	0.091	0.1709	0.083	0.1397	0.082
P133222	0.1368	0.094	0.1582	0.100	0.1368	0.092	0.1582	0.098	0.1368	0.092	0.1582	0.095	0.1368	0.101	0.1582	0.102	0.1368	0.095	0.1582	0.097
Average Gap/Time	0.1202	0.077	0.1677	0.083	0.1219	0.076	0.1676	0.082	0.1270	0.077	0.1733	0.082	0.1330	0.076	0.1834	0.082	0.1363	0.076	0.1874	0.082

Table A.5: Gaps to pbks and running times for Tree-APP and Path-APP on benchmark instances under $\alpha \in \{0.6, 0.7, 0.8, 0.9, 1.0\}$, with the last line representing average gaps and average running times.

Names	$\alpha = 1.1$				$\alpha = 1.2$				$\alpha = 1.3$				$\alpha = 1.4$				$\alpha = 1.5$			
	Trec-APP		Path-APP		Trec-APP		Path-APP		Trec-APP		Path-APP		Trec-APP		Path-APP		Trec-APP		Path-APP	
	Gap	Time	Gap	Time	Gap	Time	Gap	Time	Gap	Time	Gap	Time	Gap	Time	Gap	Time	Gap	Time	Gap	Time
Chr69-100x10	0.1674	0.045	0.3165	0.056	0.1674	0.046	0.3165	0.054	0.1674	0.047	0.3165	0.055	0.1674	0.044	0.3165	0.052	0.1674	0.044	0.3165	0.052
Chr69-50x5	0.2127	0.034	0.2870	0.034	0.2127	0.034	0.2870	0.034	0.2127	0.034	0.2870	0.040	0.2127	0.034	0.2870	0.033	0.2127	0.033	0.2870	0.036
Chr69-75x10	0.0778	0.050	0.2574	0.054	0.0778	0.049	0.2574	0.055	0.0778	0.047	0.2574	0.052	0.0778	0.048	0.2574	0.054	0.0778	0.048	0.2574	0.052
Gas67-22x5	0.0473	0.025	0.1888	0.029	0.0473	0.024	0.1888	0.033	0.0473	0.023	0.1888	0.032	0.0473	0.023	0.1888	0.030	0.0473	0.023	0.1888	0.031
Gas67-22x5	0.1877	0.030	0.2204	0.030	0.1877	0.030	0.2204	0.033	0.2559	0.026	0.2989	0.027	0.2559	0.026	0.2989	0.027	0.3215	0.026	0.3297	0.030
Gas67-32x5	0.0405	0.029	0.2108	0.030	0.0405	0.030	0.2108	0.033	0.0405	0.030	0.2108	0.031	0.0405	0.029	0.2108	0.029	0.0405	0.033	0.2108	0.031
Gas67-32x5-2	0.0735	0.028	0.0418	0.028	0.0735	0.026	0.0418	0.028	0.0735	0.028	0.0418	0.027	0.0735	0.026	0.0418	0.026	0.0735	0.025	0.0418	0.027
Gas67-36x5	0.1251	0.028	0.2139	0.030	0.1251	0.027	0.2139	0.034	0.1251	0.027	0.2139	0.033	0.1251	0.027	0.2139	0.031	0.1251	0.026	0.2139	0.031
Min92-27x5	0.1296	0.027	0.2083	0.031	0.1296	0.026	0.2083	0.030	0.1296	0.026	0.2083	0.031	0.1296	0.027	0.2083	0.030	0.1296	0.026	0.2083	0.032
P111112	0.1127	0.055	0.2430	0.063	0.1127	0.052	0.2430	0.065	0.2435	0.054	0.3040	0.064	0.2435	0.052	0.3040	0.061	0.2435	0.053	0.3040	0.063
P111122	0.1194	0.057	0.1774	0.061	0.1194	0.056	0.1774	0.062	0.1194	0.057	0.1774	0.060	0.1304	0.057	0.1950	0.061	0.1304	0.056	0.1950	0.065
P111212	0.1451	0.056	0.2576	0.059	0.1963	0.053	0.3311	0.057	0.1963	0.053	0.3311	0.061	0.1963	0.052	0.3311	0.060	0.1963	0.053	0.3311	0.061
P112222	0.2933	0.063	0.2451	0.074	0.2933	0.063	0.2451	0.065	0.2933	0.064	0.2451	0.065	0.2933	0.062	0.2451	0.069	0.2933	0.063	0.2451	0.063
P112122	0.1633	0.062	0.1544	0.063	0.1633	0.061	0.1544	0.068	0.1633	0.060	0.1544	0.063	0.1633	0.059	0.1544	0.061	0.1633	0.060	0.1544	0.064
P121222	0.1235	0.066	0.1744	0.068	0.1235	0.065	0.1744	0.068	0.1235	0.067	0.1744	0.068	0.1235	0.066	0.1744	0.065	0.1235	0.065	0.1744	0.066
P121212	0.0892	0.059	0.0958	0.063	0.0892	0.060	0.0958	0.059	0.0892	0.058	0.0958	0.060	0.0892	0.059	0.0958	0.061	0.0892	0.057	0.0958	0.059
P122222	0.1099	0.068	0.1039	0.072	0.1099	0.065	0.1039	0.069	0.1099	0.065	0.1039	0.070	0.1099	0.067	0.1039	0.065	0.1099	0.064	0.1039	0.067
P131112	0.1752	0.062	0.2149	0.063	0.1752	0.061	0.2149	0.068	0.1752	0.060	0.2149	0.057	0.1752	0.059	0.2149	0.068	0.1752	0.060	0.2149	0.068
P131212	0.1605	0.063	0.2513	0.074	0.1605	0.065	0.2513	0.066	0.1605	0.064	0.2513	0.065	0.1605	0.062	0.2513	0.066	0.1605	0.066	0.2513	0.067
P132122	0.0282	0.057	0.0857	0.078	0.0282	0.057	0.0857	0.066	0.0906	0.054	0.1689	0.063	0.0906	0.053	0.1689	0.064	0.0906	0.054	0.1689	0.063
P133222	0.1573	0.061	0.1686	0.064	0.1573	0.059	0.1686	0.061	0.1573	0.060	0.1686	0.060	0.1573	0.060	0.1686	0.061	0.1573	0.059	0.1686	0.061
P121112	0.1190	0.105	0.2005	0.120	0.1190	0.105	0.2005	0.116	0.1190	0.107	0.2005	0.119	0.1740	0.104	0.2530	0.112	0.1740	0.104	0.2530	0.119
P121222	0.1382	0.122	0.2122	0.137	0.1382	0.121	0.2122	0.128	0.1881	0.119	0.2533	0.128	0.1881	0.121	0.2533	0.137	0.1881	0.119	0.2533	0.130
P121212	0.1463	0.107	0.2133	0.118	0.1463	0.108	0.2133	0.114	0.1463	0.108	0.2133	0.125	0.1463	0.107	0.2133	0.119	0.1463	0.106	0.2133	0.113
P121222	0.1007	0.121	0.2119	0.133	0.1007	0.119	0.2119	0.128	0.0818	0.117	0.1879	0.128	0.1605	0.117	0.2440	0.128	0.1689	0.122	0.2488	0.131
P122112	0.1514	0.109	0.1319	0.126	0.1514	0.112	0.1319	0.115	0.1514	0.107	0.1319	0.120	0.1514	0.108	0.1319	0.117	0.1514	0.107	0.1319	0.127
P122122	0.1531	0.110	0.1980	0.121	0.1531	0.108	0.1980	0.124	0.1531	0.108	0.1980	0.120	0.1531	0.108	0.1980	0.126	0.1531	0.114	0.1980	0.132
P122212	0.0818	0.106	0.0884	0.113	0.0818	0.106	0.0884	0.111	0.0818	0.106	0.0884	0.123	0.0818	0.107	0.0884	0.124	0.0818	0.104	0.0884	0.120
P122222	0.0893	0.125	0.0873	0.131	0.0893	0.123	0.0873	0.140	0.0893	0.121	0.0873	0.136	0.0893	0.119	0.0873	0.146	0.0893	0.121	0.0873	0.129
P123112	0.1488	0.110	0.1953	0.119	0.1488	0.109	0.1953	0.120	0.1488	0.110	0.1953	0.123	0.1382	0.111	0.1350	0.123	0.1382	0.112	0.1350	0.113
P123122	0.1896	0.129	0.2084	0.135	0.1896	0.131	0.2084	0.143	0.1896	0.131	0.2084	0.138	0.1896	0.133	0.2084	0.138	0.1896	0.130	0.2084	0.155
P123212	0.1933	0.110	0.1896	0.122	0.1933	0.108	0.1896	0.122	0.1494	0.106	0.1381	0.116	0.1494	0.113	0.1381	0.121	0.1494	0.104	0.1381	0.126
P123222	0.2123	0.134	0.2285	0.136	0.2123	0.133	0.2285	0.137	0.2123	0.132	0.2285	0.136	0.2123	0.134	0.2285	0.136	0.2123	0.131	0.2285	0.138
P131112	0.1746	0.079	0.2532	0.085	0.1746	0.079	0.2532	0.087	0.1746	0.079	0.2532	0.094	0.1746	0.078	0.2532	0.086	0.1776	0.075	0.2681	0.088
P131212	0.1362	0.086	0.1985	0.092	0.1362	0.083	0.1985	0.088	0.1602	0.093	0.2099	0.099	0.1602	0.091	0.2099	0.096	0.2647	0.089	0.3260	0.110
P131212	0.1228	0.083	0.1559	0.088	0.1228	0.082	0.1559	0.094	0.1228	0.083	0.1559	0.093	0.1228	0.082	0.1559	0.092	0.1228	0.083	0.1559	0.087
P131222	0.1512	0.087	0.2185	0.092	0.1512	0.087	0.2185	0.093	0.1512	0.086	0.2185	0.096	0.1512	0.087	0.2185	0.100	0.1512	0.086	0.2185	0.093
P132112	0.1334	0.082	0.1897	0.085	0.1334	0.088	0.1897	0.084	0.1334	0.083	0.1897	0.089	0.1334	0.081	0.1897	0.086	0.1334	0.080	0.1897	0.082
P132122	0.2004	0.091	0.2188	0.091	0.2004	0.089	0.2188	0.099	0.2004	0.091	0.2188	0.093	0.2927	0.090	0.3047	0.092	0.2927	0.088	0.3047	0.094
P132212	0.1483	0.085	0.1019	0.096	0.1483	0.082	0.1019	0.093	0.1483	0.082	0.1019	0.088	0.1483	0.089	0.1019	0.095	0.1483	0.082	0.1019	0.091
P132222	0.1622	0.093	0.1528	0.100	0.1622	0.093	0.1528	0.099	0.1622	0.096	0.1528	0.098	0.1622	0.094	0.1528	0.099	0.1622	0.093	0.1528	0.102
P133112	0.1624	0.086	0.1680	0.084	0.1624	0.082	0.1680	0.086	0.1624	0.081	0.1680	0.085	0.1624	0.081	0.1680	0.086	0.1624	0.082	0.1680	0.087
P133122	0.1736	0.095	0.1826	0.097	0.1736	0.098	0.1826	0.104	0.1736	0.094	0.1826	0.099	0.1736	0.097	0.1826	0.102	0.1736	0.092	0.1826	0.099
P133212	0.1709	0.082	0.1397	0.083	0.1709	0.085	0.1397	0.088	0.1709	0.084	0.1397	0.092	0.3303	0.080	0.2822	0.087	0.3303	0.083	0.2822	0.084
P133222	0.1368	0.096	0.1582	0.097	0.1368	0.093	0.1582	0.109	0.1368	0.093	0.1582	0.106	0.1368	0.092	0.1582	0.101	0.0580	0.093	0.1080	0.098
Average Gap/Time	0.1408	0.077	0.1872	0.083	0.1420	0.077	0.1888	0.083	0.1480	0.077	0.1932	0.083	0.1566	0.077	0.1998	0.083	0.1589	0.076	0.2024	0.083

Table A.6: Gaps to pbks and running times for Tree-APP and Path-APP on benchmark instances under $\alpha \in \{1.1, 1.2, 1.3, 1.4, 1.5\}$, with the last line representing average gaps and average running times.

Names	$\alpha = 0.1$				$\alpha = 0.2$				$\alpha = 0.3$				$\alpha = 0.4$				$\alpha = 0.5$			
	Tree-LKH		Path-LKH		Tree-LKH		Path-LKH		Tree-LKH		Path-LKH		Tree-LKH		Path-LKH		Tree-LKH		Path-LKH	
	Gap	Time	Gap	Time	Gap	Time	Gap	Time	Gap	Time	Gap	Time	Gap	Time	Gap	Time	Gap	Time	Gap	Time
Chr69-100x10	0.3243	0.244	0.3158	0.516	0.2222	0.200	0.2034	0.502	0.1783	0.217	0.2014	0.374	0.1499	0.190	0.1607	0.432	0.0990	0.194	0.1270	0.405
Chr69-50x5	0.2737	0.160	0.2937	0.323	0.2297	0.150	0.2520	0.283	0.1525	0.159	0.2259	0.190	0.1525	0.138	0.2259	0.189	0.1126	0.136	0.1503	0.173
Chr69-75x10	0.1366	0.228	0.1311	0.402	0.0712	0.200	0.1120	0.237	0.0712	0.239	0.1120	0.260	0.0712	0.215	0.1120	0.257	0.0712	0.216	0.1120	0.254
Gas67-22x5	0.2170	0.069	0.2173	0.088	0.2170	0.086	0.2173	0.077	0.0213	0.061	0.1851	0.096	0.0213	0.049	0.1851	0.086	0.0213	0.058	0.1851	0.093
Gas67-22x5	0.1312	0.107	0.2036	0.096	0.1312	0.131	0.2036	0.080	0.0683	0.102	0.1905	0.092	0.0683	0.088	0.1905	0.089	0.1634	0.121	0.1494	0.086
Gas67-32x5	0.0485	0.109	0.1678	0.146	0.0485	0.124	0.1678	0.128	0.0485	0.123	0.1678	0.137	0.0485	0.107	0.1678	0.137	0.0485	0.109	0.1678	0.135
Gas67-32x5-2	0.0620	0.089	0.2092	0.126	0.0620	0.075	0.2092	0.117	0.0620	0.085	0.2092	0.122	0.0620	0.072	0.2092	0.119	0.0620	0.077	0.2092	0.123
Gas67-36x5	0.1867	0.103	0.0924	0.126	0.2081	0.087	0.1193	0.135	0.0908	0.099	0.0644	0.122	0.0908	0.091	0.0644	0.115	0.1253	0.099	0.1016	0.124
Min92-27x5	0.1528	0.090	0.2863	0.116	0.1528	0.083	0.2863	0.120	0.0640	0.100	0.1974	0.104	0.0640	0.086	0.1974	0.106	0.0640	0.093	0.1974	0.103
P111112	0.1745	0.255	0.2278	0.530	0.1130	0.227	0.1439	0.727	0.1003	0.279	0.1488	0.661	0.1003	0.240	0.1488	0.661	0.1003	0.266	0.1488	0.653
P111122	0.2103	0.237	0.2471	0.604	0.1762	0.239	0.1947	0.640	0.1243	0.277	0.1686	0.542	0.1050	0.244	0.1370	0.617	0.1053	0.274	0.1245	0.561
P111212	0.2197	0.260	0.2709	0.358	0.1406	0.227	0.2356	0.375	0.1406	0.270	0.2356	0.366	0.0742	0.240	0.1708	0.344	0.0440	0.260	0.1420	0.336
P111222	0.3813	0.269	0.4327	0.453	0.1575	0.251	0.1899	0.358	0.1296	0.294	0.1371	0.372	0.1184	0.264	0.1045	0.442	0.1184	0.295	0.1045	0.437
P112112	0.3520	0.271	0.3766	0.551	0.1546	0.266	0.1604	0.465	0.1546	0.279	0.1604	0.481	0.1303	0.258	0.1242	0.567	0.1303	0.297	0.1242	0.547
P112122	0.1916	0.259	0.1427	0.467	0.1916	0.246	0.1427	0.364	0.1916	0.319	0.1427	0.373	0.1097	0.254	0.1235	0.503	0.1097	0.280	0.1235	0.473
P112212	0.0645	0.219	0.0996	1.185	0.0645	0.218	0.0996	1.170	0.0645	0.276	0.0996	1.168	0.0645	0.245	0.0996	1.182	0.0645	0.293	0.0996	1.170
P112222	0.0792	0.223	0.0616	0.668	0.0792	0.225	0.0616	0.641	0.0978	0.284	0.0434	0.411	0.0978	0.250	0.0434	0.428	0.0978	0.292	0.0434	0.412
P113112	0.1621	0.257	0.1229	0.428	0.1143	0.261	0.0421	0.400	0.1143	0.334	0.0421	0.410	0.1143	0.278	0.0421	0.403	0.1143	0.319	0.0421	0.401
P113122	0.1305	0.220	0.2262	0.525	0.0904	0.218	0.1495	0.403	0.0904	0.269	0.1495	0.397	0.0904	0.231	0.1495	0.395	0.0904	0.261	0.1495	0.406
P113212	0.0214	0.200	0.0792	0.830	0.0214	0.215	0.0792	0.827	0.0214	0.264	0.0792	0.825	0.0214	0.212	0.0792	0.817	0.0214	0.258	0.0792	0.819
P113222	0.1895	0.225	0.2316	1.699	0.1895	0.237	0.2316	1.685	0.1220	0.303	0.1224	1.567	0.1220	0.246	0.1224	1.548	0.1771	0.301	0.1752	0.718
P121112	0.1846	0.422	0.1955	0.906	0.0973	0.431	0.1150	0.911	0.0825	0.581	0.0959	0.885	0.0908	0.454	0.1097	1.862	0.0708	0.568	0.0877	1.503
P121122	0.2538	0.459	0.2675	1.424	0.0937	0.504	0.1217	2.577	0.0937	0.584	0.1217	2.281	0.1003	0.514	0.1095	2.007	0.1003	0.662	0.1095	2.001
P121212	0.1800	0.466	0.1892	1.385	0.1090	0.477	0.1418	0.866	0.0778	0.584	0.1201	0.893	0.0778	0.469	0.1201	0.888	0.0658	0.778	0.0917	0.822
P121222	0.2521	0.434	0.3215	1.456	0.1042	0.457	0.1639	1.460	0.0823	0.606	0.1322	1.416	0.0697	0.465	0.1243	1.231	0.0655	0.606	0.0906	1.388
P122112	0.1999	0.465	0.1876	1.952	0.1800	0.498	0.1163	2.214	0.1406	0.693	0.0728	1.993	0.1239	0.474	0.0875	4.712	0.1313	0.562	0.0889	8.558
P122122	0.2373	0.444	0.2279	2.025	0.1620	0.465	0.1535	1.864	0.1620	0.539	0.1535	1.917	0.1319	0.465	0.1163	1.827	0.1195	0.542	0.1133	2.045
P122212	0.1325	0.450	0.1360	2.365	0.0901	0.447	0.0738	2.713	0.0901	0.507	0.0738	2.671	0.0901	0.463	0.0738	2.700	0.0901	0.520	0.0738	2.683
P122222	0.0768	0.464	0.0585	2.422	0.0768	0.465	0.0585	2.385	0.0768	0.522	0.0585	2.387	0.0768	0.473	0.0585	2.375	0.0768	0.541	0.0585	2.388
P123112	0.1745	0.455	0.2428	3.855	0.1087	0.476	0.1614	3.699	0.0639	0.526	0.1159	2.593	0.0639	0.468	0.1159	2.605	0.0639	0.536	0.1159	2.591
P123122	0.1691	0.486	0.2076	1.006	0.1081	0.507	0.1355	1.070	0.1081	0.540	0.1355	1.047	0.0678	0.522	0.1081	1.018	0.0678	0.549	0.1081	1.003
P123212	0.1194	0.453	0.1037	6.343	0.1194	0.473	0.1037	6.219	0.1194	0.489	0.1037	6.259	0.1194	0.467	0.1037	6.181	0.1194	0.519	0.1037	6.187
P123222	0.1112	0.488	0.0622	1.993	0.1112	0.532	0.0622	1.973	0.1112	0.541	0.0622	1.962	0.1112	0.519	0.0622	1.973	0.1112	0.560	0.0622	1.999
P131112	0.2885	0.343	0.3195	1.399	0.1933	0.362	0.2348	0.917	0.2001	0.382	0.2196	0.894	0.1297	0.351	0.1613	0.691	0.1297	0.375	0.1613	0.684
P131122	0.2694	0.380	0.3455	1.447	0.1735	0.386	0.2285	0.949	0.0936	0.391	0.1274	0.749	0.0936	0.377	0.1274	0.749	0.0936	0.392	0.1274	0.735
P131212	0.1507	0.397	0.1834	1.327	0.1182	0.373	0.1199	1.441	0.1182	0.356	0.1199	1.447	0.1182	0.371	0.1199	1.463	0.1341	0.390	0.1195	1.528
P131222	0.2187	0.407	0.2733	1.326	0.1685	0.361	0.1875	1.519	0.0987	0.354	0.1588	2.001	0.0599	0.368	0.1092	1.461	0.0599	0.371	0.1092	1.449
P132112	0.2071	0.370	0.2041	1.140	0.1576	0.392	0.1408	0.960	0.1208	0.378	0.0748	0.986	0.1208	0.386	0.0748	1.019	0.1208	0.397	0.0748	0.977
P132122	0.3176	0.353	0.3369	6.048	0.2147	0.396	0.2331	1.519	0.2167	0.384	0.1477	4.155	0.1545	0.380	0.1470	5.822	0.1881	0.372	0.1333	3.513
P132212	0.1017	0.328	0.0415	1.479	0.1017	0.371	0.0415	1.445	0.1017	0.346	0.0415	1.453	0.1017	0.369	0.0415	1.455	0.1017	0.373	0.0415	1.439
P132222	0.0638	0.354	0.0589	1.398	0.0638	0.409	0.0589	1.375	0.0638	0.367	0.0589	1.401	0.0638	0.404	0.0589	1.349	0.0638	0.390	0.0589	1.379
P133112	0.2065	0.410	0.2455	2.187	0.1360	0.389	0.1131	1.078	0.1360	0.358	0.1131	1.048	0.1360	0.388	0.1131	1.063	0.1360	0.369	0.1131	1.048
P133122	0.1255	0.448	0.1983	0.793	0.0620	0.374	0.1271	0.722	0.0620	0.342	0.1271	0.745	0.0620	0.364	0.1271	0.715	0.1269	0.381	0.1707	0.777
P133212	0.1224	0.343	0.0377	2.598	0.1224	0.377	0.0377	2.626	0.1224	0.348	0.0377	2.591	0.1224	0.376	0.0377	2.582	0.1224	0.357	0.0377	2.614
P133222	0.1365	0.343	0.1562	0.899	0.1181	0.393	0.1154	0.843	0.0826	0.354	0.0803	0.870	0.0826	0.384	0.0803	0.869	0.1246	0.369	0.0937	0.855
Average Gap/Time	0.1780	0.313	0.2009	1.321	0.1295	0.318	0.1455	1.180	0.1052	0.348	0.1253	1.194	0.0944	0.318	0.1166	1.291	0.0984	0.356	0.1134	1.303

Table A.7: Gaps to pbks and running times for Tree-LKH and Path-LKH on benchmark instances under $\alpha \in \{0.1, 0.2, 0.3, 0.4, 0.5\}$, with the last line representing average gaps and average running times.

Names	$\alpha = 0.6$				$\alpha = 0.7$				$\alpha = 0.8$				$\alpha = 0.9$				$\alpha = 1.0$			
	Tree-LKH		Path-LKH		Tree-LKH		Path-LKH		Tree-LKH		Path-LKH		Tree-LKH		Path-LKH		Tree-LKH		Path-LKH	
	Gap	Time	Gap	Time	Gap	Time	Gap	Time	Gap	Time	Gap	Time	Gap	Time	Gap	Time	Gap	Time	Gap	Time
Chr69-100x10	0.0912	0.196	0.1408	0.379	0.1166	0.219	0.1434	0.454	0.1166	0.188	0.1434	0.461	0.1713	0.209	0.1713	0.401	0.1084	0.186	0.1393	0.520
Chr69-50x5	0.1126	0.126	0.1503	0.169	0.1126	0.128	0.1503	0.173	0.1126	0.124	0.1503	0.182	0.1126	0.143	0.1503	0.167	0.1710	0.136	0.1677	0.172
Chr69-75x10	0.0712	0.220	0.1120	0.249	0.0749	0.241	0.1431	0.289	0.0558	0.198	0.0887	0.246	0.0558	0.231	0.0887	0.239	0.0558	0.200	0.0887	0.241
Gas67-22x5	0.0213	0.055	0.1851	0.083	0.0213	0.058	0.1851	0.085	0.0213	0.051	0.1851	0.085	0.0213	0.065	0.1851	0.087	0.0213	0.055	0.1851	0.089
Gas67-29x5	0.1634	0.100	0.1494	0.086	0.1634	0.121	0.1494	0.088	0.1634	0.098	0.1494	0.083	0.1634	0.123	0.1494	0.086	0.1634	0.097	0.1494	0.088
Gas67-32x5	0.0485	0.107	0.1678	0.134	0.0485	0.126	0.1678	0.141	0.0485	0.106	0.1678	0.136	0.0322	0.134	0.1489	0.129	0.0322	0.107	0.1489	0.102
Gas67-32x5-2	0.0614	0.094	0.1031	0.113	0.0614	0.091	0.1031	0.117	0.0614	0.084	0.1031	0.116	0.0614	0.113	0.1031	0.110	0.0614	0.084	0.1031	0.139
Gas67-36x5	0.1253	0.092	0.1016	0.116	0.1253	0.100	0.1016	0.119	0.1253	0.093	0.1016	0.115	0.1253	0.148	0.1016	0.124	0.0908	0.096	0.0644	0.117
Min92-27x5	0.0640	0.091	0.1974	0.099	0.0640	0.103	0.1974	0.106	0.0640	0.086	0.1974	0.102	0.0640	0.172	0.1974	0.100	0.1149	0.096	0.1011	0.104
P111112	0.1003	0.239	0.1488	0.653	0.0807	0.280	0.1342	0.546	0.0807	0.235	0.1342	0.551	0.1006	0.341	0.0709	0.608	0.1006	0.244	0.0709	0.596
P111122	0.1024	0.242	0.1147	0.525	0.1024	0.262	0.1147	0.504	0.1024	0.236	0.1147	0.511	0.0977	0.330	0.1163	0.400	0.0977	0.241	0.1163	0.405
P111212	0.0828	0.267	0.1252	0.368	0.0828	0.261	0.1252	0.345	0.0828	0.251	0.1252	0.355	0.0982	0.277	0.1398	0.386	0.0982	0.245	0.1398	0.354
P111222	0.1184	0.287	0.1045	0.443	0.1592	0.311	0.1416	0.598	0.1592	0.270	0.1416	0.590	0.1592	0.332	0.1416	0.593	0.1592	0.279	0.1416	0.594
P121112	0.1303	0.262	0.1242	0.528	0.1303	0.295	0.1242	0.544	0.1303	0.263	0.1242	0.538	0.1303	0.333	0.1242	0.540	0.1303	0.272	0.1242	0.537
P121212	0.1097	0.241	0.1235	0.479	0.1097	0.299	0.1235	0.458	0.1097	0.251	0.1235	0.476	0.1097	0.282	0.1235	0.490	0.1097	0.256	0.1235	0.482
P122112	0.0746	0.237	0.0538	1.279	0.0746	0.327	0.0538	1.285	0.0746	0.246	0.0538	1.291	0.0746	0.282	0.0538	1.293	0.0746	0.247	0.0538	1.269
P122212	0.0978	0.241	0.0434	0.407	0.0978	0.393	0.0434	0.413	0.0978	0.251	0.0434	0.409	0.0978	0.304	0.0434	0.409	0.0978	0.254	0.0434	0.415
P113112	0.1143	0.285	0.0421	0.409	0.1143	0.347	0.0421	0.404	0.1143	0.285	0.0421	0.398	0.1466	0.304	0.0971	0.579	0.1466	0.254	0.0971	0.554
P113122	0.0649	0.239	0.1057	0.353	0.0649	0.288	0.1057	0.353	0.0649	0.234	0.1057	0.360	0.0649	0.257	0.1057	0.369	0.0649	0.234	0.1057	0.354
P113212	0.0214	0.228	0.0792	0.811	0.0214	0.266	0.0792	0.816	0.0214	0.229	0.0792	0.805	0.0214	0.265	0.0792	0.828	0.0214	0.223	0.0792	0.807
P113222	0.1418	0.257	0.1515	1.366	0.1418	0.293	0.1515	1.377	0.1418	0.247	0.1515	1.349	0.1418	0.270	0.1515	1.345	0.1444	0.264	0.1275	1.129
P121112	0.0710	0.467	0.0742	2.391	0.0902	0.565	0.0955	1.493	0.0902	0.473	0.0955	1.450	0.0902	0.524	0.0955	1.436	0.0902	0.470	0.0955	1.450
P121122	0.0936	0.510	0.0526	2.030	0.0936	0.581	0.0526	2.005	0.0976	0.506	0.0520	2.190	0.0976	0.547	0.0520	2.200	0.1040	0.510	0.0949	2.531
P121212	0.0658	0.493	0.0917	0.843	0.0658	0.534	0.0917	0.836	0.0949	0.483	0.1077	1.356	0.1165	0.537	0.1161	1.586	0.1165	0.460	0.1161	1.607
P121222	0.0395	0.489	0.0937	1.961	0.0559	0.521	0.0897	1.302	0.0739	0.485	0.0823	1.380	0.0739	0.525	0.0823	1.317	0.0739	0.487	0.0823	1.344
P122112	0.1313	0.495	0.0889	8.599	0.1313	0.549	0.0940	4.029	0.1313	0.502	0.0940	3.988	0.1313	0.525	0.0940	3.971	0.1313	0.484	0.0940	3.971
P122122	0.1195	0.504	0.1133	2.050	0.0920	0.487	0.0876	2.046	0.1234	0.465	0.1103	1.823	0.1234	0.480	0.1103	1.816	0.1234	0.437	0.1103	1.802
P122212	0.0901	0.466	0.0738	2.698	0.0901	0.503	0.0738	2.725	0.0901	0.466	0.0738	2.681	0.0901	0.488	0.0738	2.716	0.0901	0.461	0.0738	2.715
P122222	0.0768	0.498	0.0585	2.405	0.0768	0.513	0.0585	2.394	0.0768	0.503	0.0585	2.396	0.0768	0.508	0.0585	2.404	0.0768	0.498	0.0585	2.419
P123112	0.0639	0.494	0.1159	2.623	0.0639	0.519	0.1159	2.599	0.1351	0.504	0.1755	5.251	0.1351	0.492	0.1755	5.230	0.1351	0.498	0.1755	5.278
P123122	0.0678	0.540	0.1081	0.998	0.0678	0.543	0.1081	0.994	0.0678	0.536	0.1081	1.000	0.0678	0.534	0.1081	1.013	0.0678	0.510	0.1081	0.993
P123212	0.1194	0.518	0.1037	6.185	0.1194	0.487	0.1037	6.177	0.1417	0.502	0.1002	3.491	0.1839	0.482	0.1147	13.979	0.1839	0.497	0.1147	13.924
P123222	0.1972	0.548	0.1765	2.827	0.1972	0.527	0.1765	2.822	0.1972	0.550	0.1765	2.789	0.1972	0.533	0.1765	2.846	0.1972	0.560	0.1765	2.821
P131112	0.1297	0.344	0.1613	0.674	0.1297	0.348	0.1613	0.667	0.1297	0.359	0.1613	0.658	0.1531	0.358	0.1714	1.108	0.1531	0.360	0.1714	1.097
P131122	0.0675	0.408	0.1071	0.928	0.0873	0.395	0.1327	1.131	0.1043	0.376	0.1445	1.135	0.1043	0.356	0.1445	1.160	0.1043	0.369	0.1445	1.172
P131212	0.1044	0.377	0.1038	1.764	0.1044	0.368	0.1038	1.749	0.1044	0.379	0.1038	1.737	0.1044	0.367	0.1038	1.747	0.1044	0.384	0.1038	1.758
P131222	0.0599	0.350	0.1092	1.457	0.0599	0.339	0.1092	1.454	0.0599	0.362	0.1092	1.446	0.0599	0.348	0.1092	1.457	0.0823	0.401	0.1300	1.211
P132112	0.1275	0.401	0.0965	0.989	0.1078	0.367	0.0631	0.943	0.1078	0.379	0.0631	0.955	0.1078	0.368	0.0631	0.966	0.1078	0.381	0.0631	0.963
P132122	0.1881	0.377	0.1333	3.515	0.1881	0.373	0.1333	3.481	0.1881	0.412	0.1333	3.506	0.1881	0.366	0.1333	3.526	0.1881	0.403	0.1333	3.515
P132212	0.1017	0.371	0.0415	1.468	0.1017	0.357	0.0415	1.466	0.1017	0.389	0.0415	1.474	0.1408	0.385	0.0537	2.658	0.1408	0.372	0.0537	2.683
P132222	0.0638	0.392	0.0589	1.378	0.0638	0.386	0.0589	1.372	0.0638	0.430	0.0589	1.394	0.1379	0.381	0.1240	2.529	0.1379	0.405	0.1240	2.524
P133112	0.1082	0.388	0.0736	0.834	0.1082	0.362	0.0736	0.824	0.1082	0.394	0.0736	0.840	0.1082	0.355	0.0736	0.847	0.1475	0.405	0.0858	1.107
P133122	0.1269	0.382	0.1707	0.792	0.0906	0.359	0.0931	0.696	0.1448	0.398	0.1461	1.026	0.1448	0.342	0.1461	1.017	0.1448	0.541	0.1461	1.014
P133212	0.1532	0.386	0.0534	1.899	0.1532	0.359	0.0534	1.905	0.1532	0.404	0.0534	1.883	0.1532	0.340	0.0534	1.908	0.1532	0.533	0.0534	1.886
P133222	0.1246	0.380	0.0937	0.852	0.1246	0.361	0.0937	0.844	0.1246	0.407	0.0937	0.845	0.1246	0.362	0.0937	0.842	0.1246	0.450	0.0937	0.834
Average Gap/Time	0.0980	0.327	0.1084	1.361	0.0985	0.345	0.1077	1.226	0.1036	0.327	0.1099	1.242	0.1103	0.343	0.1127	1.546	0.1145	0.333	0.1125	1.549

Table A.8: Gaps to pbks and running times for Tree-LKH and Path-LKH on benchmark instances under $\alpha \in \{0.6, 0.7, 0.8, 0.9, 1.0\}$, with the last line representing average gaps and average running times.

Names	$\alpha = 1.1$				$\alpha = 1.2$				$\alpha = 1.3$				$\alpha = 1.4$				$\alpha = 1.5$			
	Tree-LKH		Path-LKH		Tree-LKH		Path-LKH		Tree-LKH		Path-LKH		Tree-LKH		Path-LKH		Tree-LKH		Path-LKH	
	Gap	Time	Gap	Time	Gap	Time	Gap	Time	Gap	Time	Gap	Time	Gap	Time	Gap	Time	Gap	Time	Gap	Time
Chr69-100x10	0.1084	0.219	0.1393	0.538	0.1084	0.181	0.1393	0.521	0.1084	0.200	0.1393	0.530	0.1084	0.179	0.1393	0.517	0.1084	0.192	0.1393	0.516
Chr69-50x5	0.1710	0.155	0.1677	0.176	0.1710	0.131	0.1677	0.176	0.1710	0.147	0.1677	0.169	0.1710	0.128	0.1677	0.168	0.1710	0.141	0.1677	0.168
Chr69-75x10	0.0558	0.232	0.0887	0.256	0.0558	0.201	0.0887	0.251	0.0558	0.231	0.0887	0.252	0.0558	0.204	0.0887	0.250	0.0558	0.216	0.0887	0.248
Gas67-22x5	0.0213	0.066	0.1851	0.088	0.0213	0.059	0.1851	0.093	0.0213	0.061	0.1851	0.086	0.0213	0.056	0.1851	0.086	0.0213	0.058	0.1851	0.083
Gas67-29x5	0.1634	0.117	0.1494	0.083	0.1634	0.106	0.1494	0.085	0.2452	0.101	0.2229	0.089	0.2452	0.085	0.2229	0.087	0.2845	0.092	0.2505	0.085
Gas67-32x5	0.0322	0.119	0.1489	0.138	0.0322	0.108	0.1489	0.125	0.0322	0.122	0.1489	0.126	0.0322	0.110	0.1489	0.128	0.0322	0.110	0.1489	0.129
Gas67-32x5-2	0.0614	0.096	0.1031	0.114	0.0614	0.084	0.1031	0.114	0.0614	0.082	0.1031	0.110	0.0614	0.091	0.1031	0.118	0.0614	0.080	0.1031	0.112
Gas67-36x5	0.0908	0.109	0.0644	0.120	0.0908	0.092	0.0644	0.121	0.0908	0.105	0.0644	0.115	0.0908	0.092	0.0644	0.119	0.0908	0.102	0.0644	0.110
Min92-27x5	0.1149	0.104	0.1011	0.109	0.1149	0.090	0.1011	0.107	0.1149	0.097	0.1011	0.106	0.1149	0.086	0.1011	0.101	0.1149	0.093	0.1011	0.099
P111112	0.1006	0.272	0.0709	0.606	0.1006	0.240	0.0709	0.603	0.2275	0.268	0.1955	0.743	0.2275	0.250	0.1955	0.733	0.2275	0.263	0.1955	0.725
P111122	0.1024	0.273	0.1147	0.532	0.1024	0.241	0.1147	0.527	0.1024	0.250	0.1147	0.517	0.1187	0.250	0.1142	0.572	0.1187	0.233	0.1142	0.567
P111212	0.0982	0.260	0.1398	0.351	0.1649	0.241	0.2274	0.344	0.1649	0.248	0.2274	0.355	0.1649	0.234	0.2274	0.350	0.1649	0.239	0.2274	0.352
P111222	0.2601	0.311	0.2379	0.954	0.2601	0.272	0.2379	0.942	0.2601	0.283	0.2379	0.963	0.2601	0.269	0.2379	0.944	0.2601	0.264	0.2379	0.938
P112112	0.1303	0.298	0.1242	0.534	0.1303	0.274	0.1242	0.531	0.1303	0.300	0.1242	0.534	0.1303	0.276	0.1242	0.539	0.1303	0.272	0.1242	0.549
P112122	0.1097	0.274	0.1235	0.484	0.1097	0.245	0.1235	0.488	0.1097	0.269	0.1235	0.486	0.1097	0.264	0.1235	0.477	0.1097	0.255	0.1235	0.486
P112212	0.0746	0.248	0.0538	1.279	0.0746	0.241	0.0538	1.280	0.0746	0.246	0.0538	1.293	0.0746	0.256	0.0538	1.290	0.0746	0.252	0.0538	1.285
P112222	0.0978	0.273	0.0434	0.397	0.0978	0.240	0.0434	0.410	0.0978	0.263	0.0434	0.398	0.0978	0.263	0.0434	0.425	0.0978	0.248	0.0434	0.432
P113112	0.1466	0.278	0.0971	0.568	0.1466	0.274	0.0971	0.541	0.1466	0.274	0.0971	0.555	0.1466	0.260	0.0971	0.549	0.1466	0.254	0.0971	0.555
P113122	0.1386	0.256	0.1723	0.351	0.1386	0.233	0.1723	0.351	0.1386	0.243	0.1723	0.341	0.1386	0.244	0.1723	0.331	0.1386	0.240	0.1723	0.349
P113212	0.0214	0.238	0.0792	0.801	0.0214	0.238	0.0792	0.812	0.0836	0.240	0.1360	0.821	0.0836	0.239	0.1360	0.824	0.0836	0.224	0.1360	0.809
P113222	0.1444	0.259	0.1275	1.115	0.1444	0.259	0.1275	1.134	0.1444	0.263	0.1275	1.119	0.1444	0.257	0.1275	1.124	0.1444	0.245	0.1275	1.130
P121112	0.0902	0.481	0.0955	1.468	0.0902	0.470	0.0955	1.484	0.0902	0.483	0.0955	1.440	0.1506	0.487	0.1367	1.557	0.1506	0.472	0.1367	1.531
P121122	0.1181	0.510	0.1406	1.797	0.1181	0.486	0.1406	1.823	0.1651	0.492	0.1935	2.745	0.1651	0.495	0.1935	2.782	0.1651	0.486	0.1935	2.735
P121212	0.1165	0.475	0.1161	1.602	0.1165	0.487	0.1161	1.578	0.1165	0.475	0.1161	1.629	0.1165	0.473	0.1161	1.583	0.1165	0.470	0.1161	1.585
P121222	0.0739	0.498	0.0823	1.297	0.0739	0.498	0.0823	1.320	0.0559	0.528	0.0897	1.285	0.1365	0.510	0.1552	1.345	0.1401	0.518	0.1688	1.276
P122112	0.1313	0.488	0.0940	3.983	0.1313	0.497	0.0940	3.924	0.1313	0.486	0.0940	3.970	0.1313	0.522	0.0940	3.933	0.1313	0.492	0.0940	3.972
P122122	0.1234	0.453	0.1103	1.835	0.1234	0.454	0.1103	1.833	0.1234	0.448	0.1103	1.846	0.1234	0.484	0.1103	1.786	0.1234	0.449	0.1103	1.823
P122212	0.0676	0.476	0.0249	4.347	0.0676	0.490	0.0249	4.282	0.0676	0.472	0.0249	4.249	0.0676	0.523	0.0249	4.299	0.0676	0.447	0.0249	4.319
P122222	0.0768	0.484	0.0585	2.397	0.0768	0.523	0.0585	2.425	0.0768	0.495	0.0585	2.363	0.0768	0.535	0.0585	2.409	0.0768	0.481	0.0585	2.369
P123112	0.1351	0.483	0.1755	5.325	0.1351	0.513	0.1755	5.253	0.1351	0.521	0.1755	5.203	0.1241	0.545	0.1438	3.338	0.1241	0.487	0.1438	3.319
P123122	0.1754	0.494	0.1958	1.008	0.1754	0.543	0.1958	1.008	0.1754	0.502	0.1958	1.001	0.1754	0.551	0.1958	0.997	0.1754	0.506	0.1958	0.979
P123212	0.1839	0.477	0.1147	14.004	0.1839	0.535	0.1147	14.044	0.1390	0.495	0.0814	4.474	0.1390	0.554	0.0814	4.515	0.1390	0.470	0.0814	4.498
P123222	0.1972	0.542	0.1765	2.830	0.1972	0.567	0.1765	2.828	0.1972	0.539	0.1765	2.812	0.1972	0.854	0.1765	2.839	0.1972	0.530	0.1765	2.814
P131112	0.1531	0.350	0.1714	1.096	0.1531	0.384	0.1714	1.107	0.1531	0.343	0.1714	1.106	0.1531	0.428	0.1714	1.102	0.1572	0.332	0.1787	1.536
P131122	0.1043	0.351	0.1445	1.151	0.1043	0.394	0.1445	1.153	0.1410	0.374	0.1384	0.998	0.1410	0.448	0.1384	1.013	0.2389	0.376	0.2493	0.975
P131212	0.1044	0.361	0.1038	1.754	0.1044	0.411	0.1038	1.748	0.1044	0.359	0.1038	1.758	0.1044	0.457	0.1038	1.768	0.1044	0.382	0.1038	1.746
P131222	0.1170	0.364	0.1456	0.978	0.1170	0.437	0.1456	0.966	0.1170	0.367	0.1456	0.981	0.1170	0.424	0.1456	0.995	0.1170	0.374	0.1456	0.951
P132112	0.1078	0.364	0.0631	0.954	0.1078	0.501	0.0631	0.959	0.1078	0.360	0.0631	0.953	0.1078	0.421	0.0631	0.960	0.1078	0.366	0.0631	0.966
P132122	0.1881	0.375	0.1333	3.504	0.1881	0.602	0.1333	3.480	0.1881	0.389	0.1333	3.493	0.2811	0.418	0.2121	4.240	0.2811	0.362	0.2121	4.240
P132212	0.1408	0.352	0.0537	2.655	0.1408	0.454	0.0537	2.664	0.1408	0.361	0.0537	2.692	0.1408	0.410	0.0537	2.642	0.1408	0.378	0.0537	2.637
P132222	0.1379	0.378	0.1240	2.511	0.1379	0.463	0.1240	2.491	0.1379	0.375	0.1240	2.550	0.1379	0.440	0.1240	2.497	0.1379	0.354	0.1240	2.496
P133112	0.1475	0.360	0.0858	1.105	0.1475	0.441	0.0858	1.121	0.1475	0.359	0.0858	1.098	0.1475	0.424	0.0858	1.106	0.1475	0.368	0.0858	1.102
P133122	0.1448	0.356	0.1461	1.033	0.1448	0.421	0.1461	1.022	0.1448	0.365	0.1461	1.038	0.1448	0.392	0.1461	1.014	0.1448	0.355	0.1461	1.015
P133212	0.1532	0.365	0.0534	1.905	0.1532	0.429	0.0534	1.886	0.1532	0.357	0.0534	1.896	0.3134	0.387	0.2465	5.137	0.3134	0.357	0.2465	5.184
P133222	0.1246	0.373	0.0937	0.861	0.1246	0.431	0.0937	0.845	0.1246	0.370	0.0937	0.830	0.1246	0.398	0.0937	0.837	0.0492	0.372	0.0412	0.710
Average Gap/Time	0.1191	0.326	0.1164	1.578	0.1206	0.345	0.1183	1.574	0.1270	0.325	0.1245	1.381	0.1359	0.349	0.1322	1.432	0.1375	0.317	0.1345	1.434

Table A.9: Gaps to pbks and running times for Tree-LKH and Path-LKH on benchmark instances under $\alpha \in \{1.1, 1.2, 1.3, 1.4, 1.5\}$, with the last line representing average gaps and average running times.