
CHANGING BASE WITHOUT LOSING PACE: A GPU-EFFICIENT ALTERNATIVE TO MATMULS IN DNNs

Nir Ailon*

Akhiad Bercovich†

Omri Weinstein‡

ABSTRACT

We propose a cheaper alternative bilinear operator to matrix-multiplication in deep neural networks (DNNs). Unlike many stubborn attempts to accelerate MatMuls in DNN inference, this operator is supported by capabilities of existing GPU hardware, most notably NVIDIA TensorCores. To the best of our knowledge, this is the first GPU-native acceleration technique which *does not decrease* (in fact, increases) the number of trainable parameters of the network, mitigating the severe accuracy-loss of compression-based techniques. As such, this operator is, at the same time, more expressive than MatMul, yet requires substantially *fewer* FLOPs to evaluate. We term this new operator *Strassen-Tile* (STL).

The main idea behind $STL(X, W)$ is a *local* change-of-basis (learnable encoder) on weights and activation *tiles*, after which we perform batched *elementwise* products between tiles, and a final decoding transformation (inspired by well known algebraic pipelines from fast matrix and polynomial multiplication, à-la Strassen’s algorithm). The key technical question we explore is how to design and optimize these local encoding and decoding transformations.

We compare STL against two benchmarks. The first one is SoTA T2T-ViT on Imagenet-1K. Here we show that replacing *all* linear layers with STL and training from scratch, results in factor x2.7 reduction in FLOPs with a 0.5 *accuracy improvement*. Our second speed-accuracy comparison benchmark for pretrained LLMs is the SoTA GPU-acceleration technique, 2:4 structured Sparsity, which allows up to factor x2 FLOP and I/O reduction, as long as at most 2 out of every 4 consecutive matrix elements are nonzero. Finetuning TinyLlama [ZZWL24] with STL layers on the Slim Pajama dataset, achieves similar accuracy to 2:4, with x2.2 FLOP speedup compared to x1.7 of the latter.

Finally, we discuss a group-theoretic approach for discovering *universal* encoders for STL, which could lead to fast *black-box* acceleration via approximate matrix-multiplication (AMM). Code for the main experiments reported in the paper will be made available upon publication.

1 Introduction

Matrix multiplication (MATMUL) is a fundamental operation across all fields of science and technology, and underlies most industry-scale applications – from Machine Learning, optimization, statistics and physical simulations, to databases, compression and search; Above all these applications, MATMULs are the bottleneck (80%-90% of the energy, latency and throughput) of training and inference of deep neural networks (DNNs), especially LLMs [KHW⁺23, ZZS⁺24], where both forward and backpropagation rely on giant MatMuls. Indeed, multiplying $16K \times 16K$ matrices is now considered a prerequisite in any GenAI model [ea24, Var23], implying a billion-order FLOP count ($\sim nkm$) for merely a million-order IOs ($\sim nk + nm$ bytes for $X \in \mathbb{R}^{n \times k}$, $W \in \mathbb{R}^{k \times m}$). As such, the continual increase in computation and energy facilitating AI breakthroughs poses a real problem of scalability for the field.

From a theoretical standpoint, matrix multiplication is a powerful and perhaps most natural *bilinear operator*⁴ for ‘mixing’ tokens/channels, and for measuring correlations between token embeddings (inner-products in a Hilbert

*Nvidia Inc., nailon@nvidia.com.

†Nvidia Inc., abercovich@nvidia.com.

‡Nvidia Inc., omriw@nvidia.com.

⁴A function $f(w, x)$ is bilinear if it is a linear map of w assuming x is fixed, and vice versa, i.e., $f(w, x) = \sum_{ij} w_i B_{ij} x_j$.

space) – MATMULs are “expressive” enough to embed other useful bilinear operators such as convolutions (block-sparse MatMul with shared weights [KSH12, GDG+17]), self-attention (quadratic forms $X^\top W X$) in transformers [VSP+17, CLD+21], MLP layers [XZ+21], vector-fields [MMM19, RAB+19] and linear regression [JGH18].

Notwithstanding, the fact that deep learning is so heavily based on MatMuls is mainly attributed to the emergence of a dedicated hardware specifically optimized for this task (GEMM) – GPUs, in particular TensorCores [NVI20, NVI23], allow for extremely efficient amortization of IOs and parallelism of the cubic FLOPs ($\approx n^3$ for $n \times n$ matrices), making it feasible to finetune and run a 10B+ Transformer. Indeed, GPU-optimized training was a pivotal factor in the success of AlexNet [KSH12] and hyperscaling of DL ever since. This phenomenon, where an algorithmic paradigm prevails because it is most suited to the available hardware and *not necessarily* because it is theoretically superior to alternative ideas, is a widely-believed explanation to the rise of deep learning, who “won the hardware lottery” [Hoo21].

Consequently, most of the (massive) research and engineering efforts targeting inference speedups in DNNs attempt to reduce the complexity of MatMuls without major degradation in model accuracy (see [HMD15, DGO18, HMD16, AFK+23, FA23a, LYZea22, Xea23] and references therein). This active line of research can be divided into two broad categories: GPU-friendly techniques, attempting to “compress” the matrices into (a sum of) smaller MatMuls (e.g., low-rank decomposition and linear sketching [IVY19, ZZY17, HPG+22, CLD+21], channel pruning [HZZS17], Tensor products [PKC+21], Structured sparsification [HZH+24, WWW+16, HABN+21] etc.), or imposing (FFT-like) *structure* on the trainable weight matrices, which allows fast MATMUL despite their full-rank [JSKK22, DSG+20a]. A major drawback of all of these techniques is that they dramatically reduce the *number of trainable parameters* of the weight matrix, resulting in minor speedups for SoTA models, or a substantial loss of accuracy, even after aggressive finetuning [HLZ22, Moa].

The other category is using algorithmic techniques for approximate matrix multiplication, which cannot be exploited on GPUs, and require the development of new hardware. For example, the use of product-quantization (PQ [SJG+20, FMALA23]), weight-sharing [DS24] or *unstructured* sparsification [FA23a, SLBK23, HABN+21] indicate that the number of parameters in many industry-scale models can be dramatically reduced with minor accuracy loss (up to 90% sparsity in BERT [KCN+22], but barely above $\sim 50\%$ in SoTA LLMs [FA23a]); These techniques require specialized hardware and fail to provide real speedups on TensorCores, which is why they have been re-purposed for model *compression* or CPUs [LLM23]. One exception to this category is weight quantization [FAea22, FA23b, SZea23, Dea24, ZZS+24], but is somewhat orthogonal to our work, as it cannot yield asymptotic runtime saving in the dimension, but only of the bit-complexity, which remains $\Omega(n^3)$ for $n \times n$ MatMul). Moreover, quantization can be done in *conjunction* with the method presented here.

The above state of affairs explains why inference acceleration is such a notorious challenge in practice – After all, GPUs are optimized for MatMuls, hence it appears that any *generic* MatMul acceleration technique would simply boil down to multiplying smaller matrices, inevitably decreasing the number of parameters of the network. This raises the following question:

(\star) *Is there a bilinear operator $f(X, W)$ which is both faster than $\text{MATMUL}(X, W)$ on a GPU, and does not decrease (or even increases) the number of trainable network parameters?*

Note that this is a purely mathematical question, abstracting away accuracy-loss, which is highly task-specific. For example, *elementwise* (Hadamard) product of square matrices $X \odot W$ preserves the parameter count, but is extremely inefficient on TensorCores (indeed, performing $\sim n^2$ IOs for $\sim n^2$ FLOPs has very low computational-intensity [NVI23]). This is consistent with the lack of any “token mixing” in $X \odot W$, explaining its weakness compared to MATMUL.

Perhaps surprisingly, we show that the answer to the above question is affirmative. We design a *GPU-native, trainable* bilinear operator, whose evaluation requires $\frac{n^3}{c}$ FLOPs (for arbitrary tunable parameter $c > 1$, compared to $\sim n^3$ for $n \times n$ MATMUL) and preserves—in fact, often *increases*—the number of trainable parameters of the network (compared to the number of parameters in the original layer $\dim(W) = n^2$ in the square case). This operator, which we term the *Strassen-Tile* $\text{STL}(X, W)$, is illustrated in Figure 1.

1.1 Our Approach

Most aforementioned MATMUL-acceleration techniques in deep learning attempt to *approximate* the original $\text{MATMUL}(X, W)$ op, say by minimizing the mean-squared-error (Frobenius) loss $\|\widehat{XW} - XW\|_F$, where \widehat{XW} is cheaper to compute. Nevertheless, in deep-learning downstream applications, the approximation error one ultimately cares about is the *overall accuracy* of the ‘approximate’ network rather than the error in each layer. From this perspective,

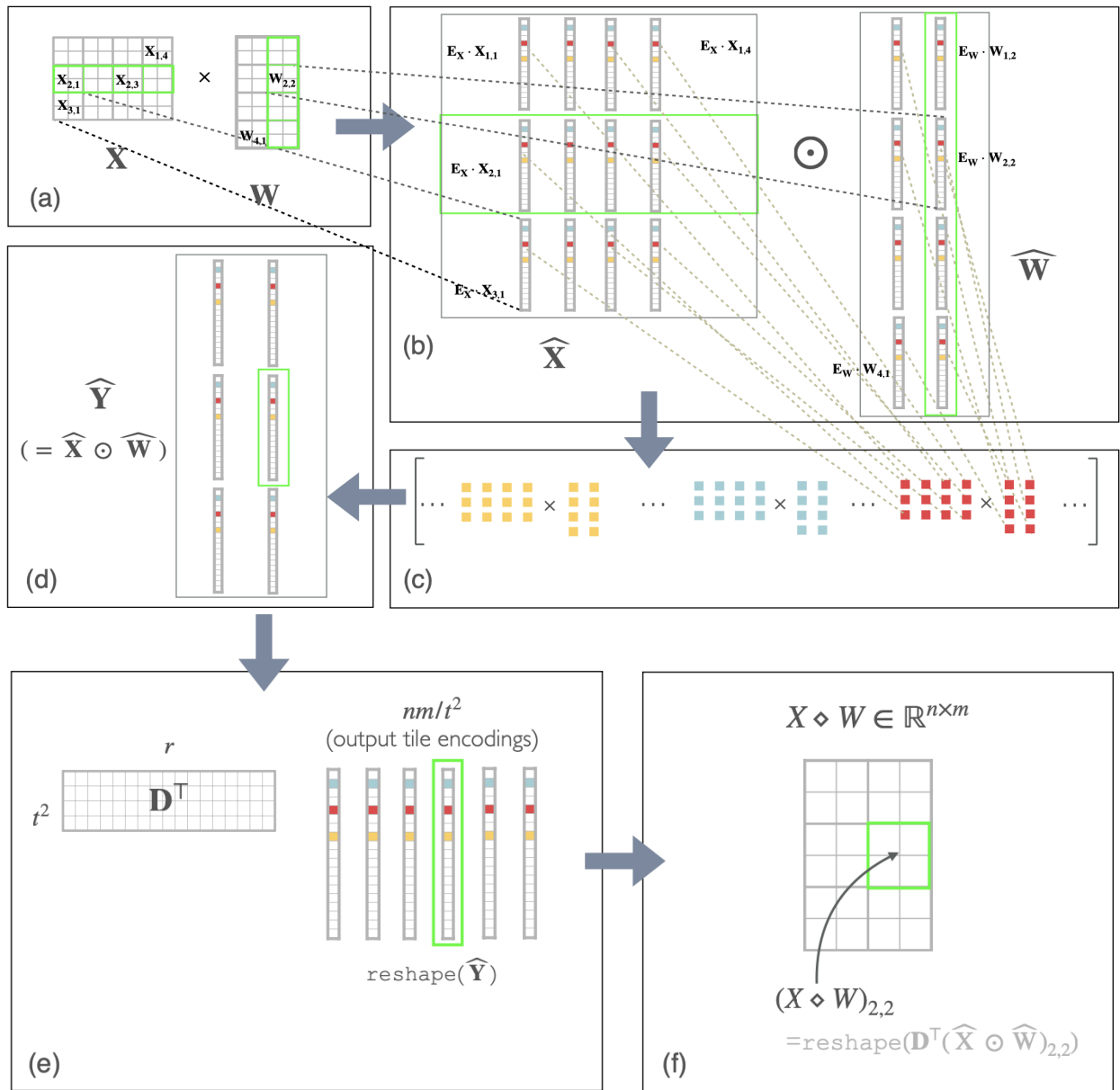


Figure 1: The STRASSENTILE (STL) operator $X \diamond W$ and its efficient TensorCores implementation. **(a)** The activation and weight matrices X, W are first divided into $t \times t$ tiles (here $t = 2$); **(b)** Each tile in X, W is reshaped and encoded into an r -dimensional vector, via linear transformations E_X, E_W respectively (see dashed lines (a) \rightarrow (b)); STL then performs a *blockwise* inner-product between row and column tiles of X and W —as in standard MATMUL (green frame in (a))—except that multiplication of tiles is done via *elementwise*-multiplication of their encodings in the “new basis” (r FLOPs) instead of matrix-multiplication ($\sim t^3$). A crucial observation is that this batch- \odot process amounts to a bunch of *color-wise* MATMULs, as shown in (c); This ‘hybrid’ inner product of the block matrices defines the resulting encoding of the corresponding output tile $\hat{Y}_{I,J} := \langle X_{I,:}, W_{:,J} \rangle_{E_X, E_W}$, shown in (d); **(e)+(f)**: Finally, each of the nm/t^2 encoded tile-products $\hat{Y}_{I,J} \in \mathbb{R}^r$ is transformed and reshaped back to the original $t \times t$ output dimension, via a (learnable) *decoder* $(X \diamond W)_{I,J} := \text{reshape}(\mathbf{D}^\top \hat{Y})_{I,J}$. The green frames track the computation of output tile $(X \diamond W)_{2,2}$. The overall FLOP complexity for STL on $n \times n$ matrices is $r(3n^2 + n^3/t^3)$ instead of $\sim n^3$. See Section 3 for the formal definition and analysis.

Figure 2: Our approach can replace any linear layer in a DNN with the STL operator. In the diagram, we see a general deep network with activation tensors X_0, X_1, \dots, X_L being passed between layers, each layer i computing a function depending on parameters Θ_i . The network may consist of attention layers, convolutional layers, linear layers, nonlinearities, etc. Any linear layer could be replaced, subject to accuracy and performance considerations, with an STL layer. In this paper we zoom into one replacement. To prevent index clutter, we rename the input activation tensor (in this case, matrix), the parameter matrix and the output activation matrix by X, W, Y , respectively.

there is in principle “nothing holy” about MATMULs as the atomic primitive for bilinear information-propagation and token-mixing in DNNs. This begs the question: *Is there a bilinear operator $f(X, W)$ which is cheaper than MATMUL, but equally as “expressive” for human-related tasks?* Indeed, our experiments in Section 6 demonstrate that, while the STL idea matches the performance of SoTA GPU acceleration methods as far as *layer-wise* MATMUL approximation, the speed-accuracy tradeoff is *more significant* for end-to-end inference, as we demonstrate in Section 6.

The STRASSENTILE Operator We introduce a new class of trainable bilinear operators, which we call the *Strassen-Tile* (STL for short), as a generic alternative operator in DNNs. The main idea behind $\text{STL}(X, W)$ is a *local* change-of-basis (learnable encoder) on weights and activation *tiles*, after which we perform *elementwise* product between *tiles* (which boils down to a bunch of small *matrix-multiplies*), and a final decoding transformation (inspired by well known algebraic pipelines studied for fast matrix multiplication, primarily Strassen’s algorithm). See Figure 1 for illustration.

The key technical question is *how to design and train the local encoding and decoding transformations* ($\mathbf{E}_X, \mathbf{E}_W, \mathbf{D}$). As we discuss in what follows, this is an intriguing question both in theory and practice, related to the question of finding *approximate* tensor-decompositions of the matrix-multiplication tensor $\mathcal{T}_{\text{MATMUL}}$, with lower tensor-rank than Strassen’s exact decomposition (equation (Strassen) below). Such approximations of the MATMUL tensor were proposed and studied in the recent work of [AZ23], but they are less relevant to this work because: (i) they are still asymptotic, i.e., only provide speedup if used *recursively* as in Strassen’s algorithm; (ii) The proposed tensor of [AZ23] does *not* provide approximation guarantees w.r.t generic MATMUL, but only under certain geometric assumptions on the rows and columns of W, X .

2:4 Sparsification. The only known generic (architecture-independent) *GPU-efficient* inference acceleration technique, which doesn’t (drastically) reduce the parameter count of the model, is *N:M structured sparsification* [HZH⁺24, NVI20]. Specifically, recent TensorCore generations (succeeding AmpereTM) can reduce throughput (both FLOPS and I/O overhead) by up to $\times 2$, when multiplying two matrices, *one of which* has the following 50% sparsity pattern, henceforth denoted **2:4**. In each 4 memory-consecutive matrix elements, at least two out of the four entries in the block must be 0. Deciding *which* of the two entries in a block of the dense pre-trained weight matrix W to zero out (and how to re-train the remaining non-zeroes) so as to minimize accuracy loss, is a nontrivial discrete optimization problem [HZH⁺24, WWW⁺16, HABN⁺21]. Things are worse when multiplying two activation matrices (as done in attention networks). Indeed, in that scenario taking advantage of structured sparsity becomes even more challenging because this discrete optimization problem has to be done on-the-fly in inference. Our approach gives rise to smooth, gradient descent-friendly optimization problems which can be applied to both activation-weight and activation-activation matrix multiplication scenarios.

Related Work Our work bridges two lines of research on fast matrix multiplication: (i) A practical line of work attempting to implement *exact* FMM algorithms (a-la Strassen) for MATMUL on existing hardware [ADZ24, MK22, GvdG08]; and (ii) A recent theoretical (but impractical) line of work which studies an *approximate* version of Strassen’s tensor-decomposition for the MATMUL tensor [AZ23], by removing or tweaking some of Strassen’s equations (see Eq. (Strassen) below), yielding faster *asymptotic* runtimes with *provable* error guarantees. Our work draws inspiration from the latter (i.e., to construct or initialize the STL encoders and decoder), while *avoiding recursion* and adhering to the design and capabilities of GPUs, so as to produce actual inference speedups in DL applications.

Speeding-up Inference in Deep Learning. Several recent works in our spirit consider tensor-algebra products or other bilinear maps as alternatives for MATMULs, suggesting that they are more “expressive” for learning high-dimensional non-Euclidean data, akin to Kernel methods in ML [KLL⁺24, TKA18, LTAE02, THK⁺24, AGH⁺14, LTAE02, DSG⁺20b, FAG⁺23]. These techniques still suffer from parameter reduction or require new hardware, and their FLOP-vs-accuracy trade-offs has not been evaluated on SoTA models. A closer analogy to our work is the research line on *state-space models* (SSMs), e.g., Mamba [GD23], which offers to *replace* self-attention with a cheaper operator (reminiscent of recurrent neural networks). A successful but orthogonal line of work to ours, is *architecture-specific*

inference optimization (e.g., FlashAttention [DFE+22], Grouped Query Attention [XWD23], MLP Mixer [THK+24], etc.). Since these techniques ultimately reduce to cheaper MATMUL operations, it is in principle possible to replace the latter with STL, which is a *black-box* replacement, modulo finetuning. Our work is most directly influenced by the work of Anandkumar et al. [TKA18], who proposed to extend Strassen’s Fast-Matrix-Multiplication (FMM) framework [Str86] to *learn a universal ternary* ($\{-1, 0, +1\}^{r \times n}$) operator, resulting in a multiplication-free operation (an approach which has gained more interest and success very recently [ZZS+24]). The key difference in our approach is to apply linear transformations locally on *tiles*, which amortizes the cost of these basis-transformations. This key feature turns this method into a GPU-native op, and allows us to train *unrestricted* tile-transformations over the Reals (via SGD finetuning), which is computationally infeasible using the “universal” approach of [TKA18].

2 Strassen Normal Forms

In his seminal work, Strassen [Str86] proved that *any* bilinear operation $f(X, W) : \mathbb{R}^{n \times k} \times \mathbb{R}^{k \times m} \rightarrow \mathbb{R}^{n \times m}$ can be written in the following canonical form, called the *strassen normal form* (SNF):

$$f(X, W) = \mathbf{D}^\top (\mathbf{E}_X \text{vec}(X) \odot \mathbf{E}_W \text{vec}(W)), \quad (\text{SNF})$$

where $\mathbf{E}_X \in \mathbb{R}^{r \times nk}$, $\mathbf{E}_W \in \mathbb{R}^{r \times mk}$, $\mathbf{D} \in \mathbb{R}^{r \times mn}$ are universal linear transformations (“ X -encoding”, “ W -encoding” and “decoding” matrices, respectively), $\text{vec}(X) \in \mathbb{R}^{nk}$ is the *vectorized* matrix X (similarly for $\text{vec}(W)$), and \odot denotes the *elementwise* (Hadamard) multiplication of vectors. An illustration of the (SNF) of a generic bilinear operator is as follows:

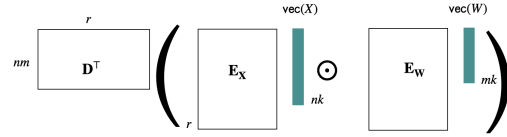


Figure 3: The Strassen-Normal Form (SNF) representing a bilinear operator $f(X, W) : \mathbb{R}^{n \times k} \times \mathbb{R}^{k \times m} \rightarrow \mathbb{R}^{n \times m}$ with Tensorrank $\text{trk} = r$.

The reason we restrict f to be bilinear, besides capturing a very large class of functions [Str86, PKC+21], is that ultimately, we *do* wish to take advantage of GPUs (TensorCores) to compute $f(W, X)$ fast – While the Hadamard product in (SNF) is a very inefficient GPU operation, we will show in the next section that a *tiled* variation of (SNF) can be *efficiently* computed on a GPU (reduces to several smaller MATMULs plus aggregation of sums).

Tensor Rank The form presented in equation (SNF) means that any bilinear operator f is equivalent to a 3-dimensional array (3D tensor) \mathcal{T}_f whose “dimensions” are given by $\mathbf{E}_X, \mathbf{E}_W, \mathbf{D}$ – more formally, (SNF) is mathematically equivalent to the following explicit form, often found in the literature [TKA18]:

$$\text{vec}(f(X, W))_i = \sum_{\ell=1}^{nk} \sum_{\ell'=1}^{mk} (\mathcal{T}_f)_{i, \ell, \ell'} \cdot \text{vec}(X)_\ell \cdot \text{vec}(W)_{\ell'},$$

where $(\mathcal{T}_f)_{i, \ell, \ell'} = \sum_{j=1}^r \mathbf{D}_{j, i}^\top \mathbf{E}_{X, j, \ell} \mathbf{E}_{W, j, \ell'} = \left(\sum_{j=1}^r \mathbf{D}_j^\top \otimes (\mathbf{E}_X)_j \otimes (\mathbf{E}_W)_j \right)_{i, \ell, \ell'}$. This means that the parameter r (number of rows of the encoders in (SNF)) gives a decomposition of the 3D tensor

$$\mathcal{T}_f := \mathbf{D}^\top \otimes \mathbf{E}_X \otimes \mathbf{E}_W$$

into r rank-1 tensors⁵. The smallest r for which such decomposition of \mathcal{T}_f is possible, is called the *tensor rank* of f (trk , for short), and is equal to the minimum number of rank-1 tensors composing \mathcal{T}_f , i.e., $\mathcal{T}_f = \sum_{i=1}^r x_i \otimes y_i \otimes z_i$.

⁵A rank-1 tensor of dimension d is the Kronecker product of d vectors $x \otimes y \otimes z$. For $d = 2$, this coincides with standard matrix rank $A = \sum_{i=1}^r u_i v_i^\top$.

For the *matrix multiplication tensor* $f = \text{MATMUL}(X, W)$, Strassen’s classical algorithm [Str86] corresponds to the following SNF for $\mathcal{T}_{\text{MATMUL}} = \mathbf{D}_j^\top \otimes \mathbf{E}_X \otimes \mathbf{E}_W$ where

$$\mathbf{E}_X = \begin{pmatrix} 1 & 0 & 0 & 1 \\ 0 & 1 & 0 & 1 \\ 1 & 0 & 0 & 0 \\ 0 & 0 & 0 & 1 \\ 1 & 0 & 1 & 0 \\ -1 & 1 & 0 & 0 \\ 0 & 0 & 1 & -1 \end{pmatrix}, \mathbf{E}_W = \begin{pmatrix} 1 & 0 & 0 & 1 \\ 1 & 0 & 0 & 0 \\ 0 & 0 & 1 & -1 \\ -1 & 1 & 0 & 0 \\ 0 & 0 & 0 & 1 \\ 1 & 0 & 1 & 0 \\ 0 & 1 & 0 & 1 \end{pmatrix}$$

$$\mathbf{D}^\top = \begin{pmatrix} 1 & 0 & 0 & 1 & -1 & 0 & 1 \\ 0 & 1 & 0 & 1 & 0 & 0 & 0 \\ 0 & 0 & 1 & 0 & 1 & 0 & 0 \\ 1 & -1 & 1 & 0 & 0 & 1 & 0 \end{pmatrix}. \quad (\text{Strassen})$$

(The above is for 2×2 matrices, but using repeated subdivisions into submatrices, $\mathcal{T}_{\text{MATMUL}}(n) = \mathcal{T}_{\text{MATMUL}}^{\otimes \log_2 n}(2)$ which decomposes the general $\text{MATMUL}_{n \times n}$ tensor). As one can see, here $r = 7$, which is smaller than the naive upper bound of $2^3 = 8$, which is the number of multiplications of the naive matmul algorithm for 2×2 matrices. More generally, Strassen [Str86] proved that the tensor-rank of any bilinear operator $\text{trk}(\mathcal{T}_f)$ *asymptotically* captures the minimal number of FLOPs required to *compute* $f(X, W)$ [Str86]. This remarkable result reduces the algorithmic question of computing $f(X, W)$ into a purely *algebraic* question about rank decomposition of \mathcal{T}_f , and is the primary method for designing *fast matrix multiplication* (FMM) algorithms that run in sub-cubic time, beginning with Strassen’s celebrated $O(n^{2.81}) = O(n^{\log_2 7})$ algorithm, using $\text{trk}(\mathcal{T}_{\text{MATMUL}}(2)) = 7$ in the above figure.

Alas, all FMM algorithms rely on computing the underlying SNF recursively using *divide-and-conquer*, which makes them impractical (asymptotic, IO-intensive [HYG18] and numerically unstable [BL79]), hence n^ω -type algorithms are unlikely to be resolved on *any imaginable hardware* [LR13]. Our proposed operator avoids this shortcoming by applying the (SNF) corresponding to f using a *single* level of subdivision into tiles (more on this below). We also depart from Strassen’s original motivation, and subscribe to a more pragmatic notion of *approximate* MatMul for *end-to-end* DNN accuracy, thus lending the encoders and decoders to *numerical optimization* via SGD training pipelines.

Interpretation of SNF in the Fourier Domain The SNF operator in Figure 3 may seem unnatural at first glance, as it interprets the Encoding/Decoding matrices $\mathbf{E}_X, \mathbf{E}_W, \mathbf{D}$ as a change of basis into a low-rank (r -dimensional) subspace representing \mathcal{T}_f . However, (SNF) has another, more direct interpretation, as a *convolution* operator over a (commutative) group: In particular, if we think of the vectorized input matrices $\text{vec}(X), \text{vec}(W)$ as the coefficient vectors of degree- n^2 *polynomials*, then setting the encoder matrices in (3) to be the discrete *Fast Fourier Transform* (DFT) [CT65a, CT65b], and the decoder to be the inverse-DFT matrix, recovers the textbook algorithm for *fast polynomial multiplication*

$$(\text{vec}(W) \star \text{vec}(X))_i = \sum_{j+k=i \pmod n} \text{vec}(W)_j \cdot \text{vec}(X)_k,$$

by the well-known Convolution theorem [CT65a]. Therefore, SNF *directly* encodes fast convolution algorithms via diagonalization in the *frequency* domain.

The influential theoretical work of Cohn and Umans [CU03, CKSU05] generalizes this framework to implement fast MATMUL algorithms that *beats* Strassen’s algorithm, by embedding the matrices X, W into *non-commutative* group-algebras, where convolution amounts to *block-diagonal* MATMULs. Cohen and Umans were interested in finding *universal* groups G (i.e., Encoder/Decoder with $r = |G|$ rows/columns) that provide, via (SNF), a fast way to compute $\text{MATMUL}(A, B)$ exactly, in sub-cubic time. Unfortunately, this framework too, requires recursion to obtain actual speedup, providing only *asymptotic* impractical algorithms (a-la FMM results [Str86, Wil12, CKSU05]).

From this perspective, our work can be viewed as a quest for a construction of groups (in the sense of group theory) that yield *approximate* matrix multiplication via the group-theoretic framework of [CU03] (albeit over Abelian groups, as we use elementwise=diagonal MATMUL, not block-diagonal). Moreover, *learning* $\mathbf{E}_X, \mathbf{E}_W, \mathbf{D}$ via SGD can be thought of as a numerical way to exploit the *invariances* of the underlying task [MMM21] and learn the *inductive bias* of the underlying neural network (which corresponds to invariance under some unknown group operation) [ZBH⁺17, AHS18]. While we did not attempt to verify this group-theoretic connection empirically (i.e., that the trained Encoder/Decoders of STL actually correspond to some group-invariant representation), we believe this could be one of the most enduring messages of this work in the long-run.

3 The Strassen-Tile (STL) Operator

Learning the SNF in DNNs In the context of Deep Learning, a natural idea, inspired by the work of [TKA18], is to *learn* a *compact* SNF representation of each linear layer, instead of designing *universal* encoders and decoder [TKA18, Str86, CW13, CU03]. More precisely, the idea is to replace $\text{MATMUL}(X, W)$ in a given linear layer (Figure 2), with $\text{SNF}(X, W)$ of a prescribed tensor-rank $r = n^3/c < n^3$, where c governs the desired speedup in FLOPs. The idea is then to use SGD to finetune the Encoders and Decoder $\mathcal{B} := (\mathbf{E}_X, \mathbf{E}_W, \mathbf{D})$, which ultimately *define* the alternative bilinear operator used in the current linear layer; this can be done by passing gradients through $\nabla_{\mathbf{E}_X, \mathbf{E}_W, \mathbf{D}, W} \text{SNF}(X, W)$, which is possible since (SNF) is a differential operator w.r.t the local transformations \mathcal{B} .

There are, unfortunately, two substantial setbacks in for implementing this approach directly:

1. **Changing base is too expensive.** The obvious problem is that, if X, W are $n \times n$ matrices (say), and we train generic (unstructured) Enc/Dec matrices $\mathbf{E}_X, \mathbf{E}_W, \mathbf{D} \in \mathbb{R}^{r \times n^2}$, then computing $\text{SNF}(X, W)$ at inference time is prohibitively expensive: Merely computing $\mathbf{E}_X \text{vec}(X)$ (Encoding X) already takes at least $n^2 r \gg n^3$ FLOPs, ($\mathbf{E}_W W$ can be done at preprocessing/training time).⁶
2. **Mat-Vec and Elementwise products are inefficient on GPUs.** As discussed earlier, the elementwise (Hadamard) product in (SNF) is a very slow and memory-bound operation on TensorCores. To make matters worse, the IO cost of implementing the full-blown SNF operation (3) is insurmountable, as the Encoding stage in (SNF) requires a *matrix-vector* operation on n^2 -dimensional vectors! (again, an IO-bound operation).

A natural way to overcome the aforementioned setbacks is to learn the SNF from Equation (SNF) **on small tiles** (this can be thought as a *one-level* divide-and-conquer Strassen algorithm). More formally, we let $\mathcal{T} \equiv \mathbb{R}^{t \times t}$ denote the algebra of $t \times t$ real matrices. We view any matrix $\mathbf{M} \in \mathbb{R}^{p \times q}$, where p, q are divisible by t , also as an element of $\mathcal{T}^{(p/t) \times (q/t)}$, or matrix over *tiles*, using an obvious tiling operator mapping. This slight abuse of notation will be disambiguated by indexing the (scalar) matrix elements using lower cased indices like so: $\mathbf{M}_{i,j} \in \mathbb{R}$, $i \in [p], j \in [q]$, and upper cased indices to refer to tiles, like so: $\mathbf{M}_{I,J} \in \mathcal{T}$ with $I \in [p/t], J \in [q/t]$.

The idea in STL is to learn a pair of Encoder matrices $\mathbf{E}_X, \mathbf{E}_W \in \mathbb{R}^{r \times t^2}$ (also viewed as linear operators from \mathcal{T} to \mathbb{R}^r , where r is the *tensor rank*) as well as a decoder \mathbf{D}^\top acting from \mathbb{R}^r onto \mathcal{T} .⁷ The (I, J) 'th output tile of the final matrix, $Y_{I,J} \in \mathcal{T}$, will be given as the dot-product of the I 'th row of \widehat{X} and the J 'th column of \widehat{W} , over the following \mathcal{T} -algebra: Tile-multiplication in \mathcal{T} will be defined as \mathbf{D}^\top -decoding of the *coordinatewise*-product of the \mathbf{E}_X -encoded tiles (coming from X) and the \mathbf{E}_W -encoded tiles (coming from W). By linearity, the decoding can be done after performing the dot-product summation, and need not be performed per tile-tile product. The formal operation is defined as follows:

Definition 3.1 (STRASSEN-TILE product, STL). *Let $X \in \mathbb{R}^{n \times k}$, $W \in \mathbb{R}^{k \times m}$. For chosen parameters t (tile-size) and $r > t^2$ (tensor-rank), and given linear transformations $\mathcal{B} = (\mathbf{E}_X, \mathbf{E}_W, \mathbf{D}) \in \mathbb{R}^{r \times t^2}$ of encoders and a decoder, the $\text{STL}_{r,t}(X, W)$ operator outputs a matrix*

$$Y = X \diamond W \in \mathbb{R}^{n \times m}.$$

The (I, J) 'th output tile $Y_{I,J} \in \mathcal{T}$ is computed as follows:

$$Y_{I,J} := \mathbf{D}^\top \underbrace{\left(\sum_{L=1}^{k/t} (\mathbf{E}_X \text{vec}(\widehat{X}_{I,L})) \odot (\mathbf{E}_W \text{vec}(\widehat{W}_{L,J})) \right)}_{\text{encoding of } Y_{I,J}} \quad (1)$$

for any $(I, J) \in [n/t] \times [m/t]$. Here, $\mathbf{E}_X, \mathbf{E}_W \in \mathbb{R}^{r \times t^2}$ are the Encoding matrices of tiles $\in X, W$, respectively, and $\mathbf{D}^\top \in \mathbb{R}^{t^2 \times r}$ is the Decoding matrix acting on encoded tile-products.

⁶Strassen showed that the cost of applying arbitrary linear transformations $(\mathbf{E}_X, \mathbf{E}_W, \mathbf{D})$ becomes negligible if one uses the SNF formulation *recursively*, and this is the starting point of Fast-Matrix Multiplication algorithms (FMM). This observation is the inspiration for the STL operation, which can be viewed as a 1-level SNF recursion.

⁷We could in fact learn either (i) a separate encoder per tile-row of X and separate decoder per tile-column of Y , or (ii) a separate encoder per tile-column of W and a separate decoder per tile-column of Y . This may refine the expressibility of the underlying model for a negligible price in I/O. This did not seem to give much added value in our experiments and we leave it to future work.

In other words, $Y_{I,J} = \mathbf{D}^\top \langle X_{I,:}, W_{:,J} \rangle_{\mathbf{E}_X, \mathbf{E}_W}$ is the aforementioned ‘‘dot-product’’ between row I and column J of the tiled matrices \widehat{X}, \widehat{W} respectively, where multiplications of tiles is done via *elementwise*-multiplication of their r -dimensional encodings (this is precisely where the savings of STL comes from, compared to standard t^3 tile-multiplication). The Decoding transformation \mathbf{D}^\top maps back to the original output dimension $t \times t$.

A GPU-friendly Implementation As mentioned earlier, the elementwise product in (1) has very low GPU utilization. In order to compute (1) efficiently on TensorCores, it will be essential to view the indices $p \in [r]$ of the ‘‘encoded’’ tiles as r colors ($r > t^2$), where each color $p \in [r]$ defines a matrix, as in Figure 1. Formally, let $eW^{(p)} \in \mathbb{R}^{k/t \times m/t}$ denote the matrix defined by extracting the p -th entry of *all* km/t^2 encodings of tiles of W : $\widehat{W}_{J,K}^{(p)} = (\mathbf{E}_W \text{vec}(\widehat{W}_{J,K}))_p$. Similarly, $\widehat{X}_{I,J}^{(p)} := (\mathbf{E}_X \text{vec}(\widehat{X}_{I,J}))_p$ denotes the matrix containing the p -th entry of *all* nk/t^2 encodings of tiles of X . Finally, let $\widehat{Y}^{(p)} \in \mathbb{R}^{n/t \times m/t}$ denote the matrix containing the p -th entry of *all* nk/t^2 encodings of tiles of Y . The crucial observation is that $\widehat{Y}^{(p)} = \widehat{X}^{(p)} \widehat{W}^{(p)}$ is a standard MATMUL operation. Indeed,

$$\begin{aligned} \widehat{Y}_{I,J}^{(p)} &:= \sum_{L=1}^{k/t} \underbrace{([\mathbf{E}_W \text{vec}(\widehat{W}_{I,L})]_p)_{I,L}}_{\widehat{W}^{(p)}} \cdot \underbrace{([\mathbf{E}_X \text{vec}(\widehat{X}_{L,J})]_p)_{L,J}}_{\widehat{X}^{(p)}} \\ &= \sum_{L=1}^{k/t} \widehat{W}_{I,L}^{(p)} \widehat{X}_{L,J}^{(p)} = (\widehat{W}^{(p)} \widehat{X}^{(p)})_{I,J}. \end{aligned} \quad (2)$$

Finally,

$$\text{vec}(Y_{I,J}) = \mathbf{D}^\top \begin{bmatrix} \widehat{Y}_{I,J}^{(1)} \\ \widehat{Y}_{I,J}^{(2)} \\ \vdots \\ \widehat{Y}_{I,J}^{(r)} \end{bmatrix}. \quad (3)$$

The STL operation is illustrated in Figure 1, and the Pytorch pseudocode is given in Algorithm 1. The **two key properties** of the STL operator $X \diamond W$ are summarized as follows:

1. **Amortization of Encoding** Each $t \times t$ tile of X and W is encoded only *once*, but used m/t (resp. n/t) times in the STL product. As such, the *amortized cost of encoding* (even with arbitrary $r \times t^2$ Enc/Dec linear transformations) is very small, assuming $n \gg t$. This tradeoff is formalized in the performance calculations below in Section 3.1.
2. **Parameter Increase** Unlike low-rank, sparse or product-quantization (PQ) approximations, STL does **not** decrease (in fact, increases!) the number of trainable parameters of the original linear layer, yet it is *cheaper* than $\text{MATMUL}(X, W)$ on GPUs. Indeed, we show in Section 5 that when replacing the trainable parameters of the weight matrix W with its r -dimensional encoding (i.e., training the encoded representation $\mathbf{E}_W \cdot \text{vec}(\widehat{W}_{L,J}) \in \mathbb{R}^r$ directly), we even *gain* parameters! This creates an intriguing 3-way tradeoff involving FLOPS, IO and trainable parameter-count.

3.1 Complexity Analysis of STL

We begin with a runtime analysis (number of FLOPs) for computing $\text{STL}_{t,r}(X, W)$ in (1) compared to naïve $\text{MATMUL}(X, W)$. In Section 4 below, we provide a more precise (non-asymptotic) performance analysis of the *GPU-Efficient* implementation (Equation (2)), whose Pseudocode is given in Algorithm 1 below.

Let $X \in \mathbb{R}^{n \times k}$, $W \in \mathbb{R}^{k \times m}$, and let $T(r, t)$ denote the cost (in FLOPs) of encoding a $t \times t$ tile of X, W into the prescribed r -dimensional encoding space, i.e., the cost of the *matrix-vector* multiplication $\mathbf{E}_X \cdot \text{vec}(\widehat{X}_{I,L}) \in \mathbb{R}^r$ (and vice versa for $\mathbf{E}_W \cdot \text{vec}(\widehat{W}_{L,J})$). Note that, for general (unstructured) linear transformations $\mathbf{E}_X, \mathbf{E}_W, \mathbf{D}^\top \in \mathbb{R}^{r \times t^2}$, $T(r, t) \approx t^2 r$. In this notation, a straightforward calculation of the number of FLOPs in (1) for computing all $\lceil nm/t^2 \rceil$ output tiles $\widehat{Y}_{I,J}$, is given by

$$\frac{nk}{t^2} \cdot T(r, t) + \frac{mk}{t^2} \cdot T(r, t) + \frac{mn}{t^2} \cdot T(r, t) + \frac{nkm}{t^3} \cdot r. \quad (4)$$

In the special case of square $n \times n$ matrices, plugging in $T(r, t) = O(t^2r)$, (4) simplifies to

$$\frac{3n^2}{t^2} \cdot T(r, t) + \frac{n^3}{t^3} \cdot r = O(r(3n^2 + n^3/t^3)). \quad (5)$$

One can easily verify that as long as $n > 3t^3$, which will be the case as we will be working with small tiles ($t = 4, 8, 16$), the second term in (5) dominates the first, i.e., the *amortized* cost of ‘‘Step 1’’ (encoding and decoding basis transformations) is essentially ‘‘for free’’ so long as $n \gg t$. In this case, the overall complexity of $\text{STL}(X, W)$ for square $n \times n$ matrices becomes

$$O\left(\frac{rn^3}{t^3}\right). \quad (\text{STL Complexity})$$

Hence, the speedup factor over $O(n^3)$ naïve $\text{MATMUL}(X, W)$ is $c \approx r/t^3$.

Algorithm 1: STL Pseudocode (GPUs):

Input: Tensor \widehat{X} of shape $(n/t, n/t, t^2)$ (Each tile flattened)
Tensor \widehat{W} of shape $(n/t, n/t, r)$ (Each tile encoded)
Encoding tensor \mathbf{E}_X of shape (t^2, r)
Decoding tensor \mathbf{D}^\top of shape (r, t^2)

Step 1: Encode ;
for $I, J \in [n/t]$ (in parallel) **do**
| $\widehat{X}[I, J, :] \leftarrow \widehat{X}[I, J, :] \times \mathbf{E}_X$ (In PyTorch: `hatX = X @ E_X`);
end

Step 2: Matrix Multiplication, in parallel over colors ;
for $p \in [r]$ (in parallel) **do**
| $\widehat{Y}[:, :, p] \leftarrow \widehat{X}[:, :, p] \times \widehat{W}[:, :, p]$;
| (In PyTorch: `hatY = (hatX.permute(2,0,1) @ hatW.permute(2,0,1)).permute(1,2,0)`);
end

Step 3: Decode ;
for $I, J \in [n/t]$ (in parallel) **do**
| $\widehat{Y}[I, J, :] \leftarrow \widehat{Y}[I, J, :] \times \mathbf{D}^\top$ (In PyTorch: `Y = hatY @ D.T`);
end

Return: Y (Note: Each tile flattened along 3rd dimension)

Algorithm 1: STL Pseudocode (GPUs)

4 Performance Analysis on GPUs

In this section we present a more refined performance analysis of (STL Complexity) on GPUs, given the TensorCore-friendly implementation of STL in (2), written formally in the pseudocode of Algorithm 1. For simplicity, we focus on square matrices $n = k = m$ (a similar calculation can be done for general matrices as in (4)). In the pseudocode, we assume that the (tiled) input matrix \widehat{X} is readily organized as a 3 dimensional tensor of shape $(n/t, n/t, t^2)$, where each $t \times t$ tile $\widehat{X}_{I,J}$ is flattened along the projection onto the last dimension (I, J, \cdot) . We also assume that the weight matrix, denoted \widehat{W} is readily available in encoded form with shape $(n/t, n/t, r)$, each tile encoded in r dimensions. The pseudocode is given as three steps, each step written using both pseudo statements, as well as PyTorch-like syntax. Also note that, although we used column-vector notation by default in our mathematical notation, we follow PyTorch convention of weight matrices multiplying on the right, acting on rows (last index) of input matrices on the left.

We first do a rough back of the envelope calculation meant to provide bounds on what could be done on an ideal hardware with perfect parallelization (‘‘Speed of Light’’ estimation). Below we also make actual measurements on a specific hardware to complete the picture.

For our analysis, we will denote for a matrix \mathbf{M} , the total number of bytes in its memory representation by $|\mathbf{M}|$. This count depends on the specific datatype used for representing matrix elements.

Step 1. The IO cost is $|\widehat{X}| + |\mathbf{E}_X|$ for read, and $|\widehat{X}|$ for write. Since each $t \times t$ tile of X is encoded in the output in r -dimensional space, we have that $|\widehat{X}| = (r/t^2)|X|$. The value $|\mathbf{E}_X|$ is constant (rt^2 coefficients) and small compared to the n 's we care about, and hence we omit it from the discussion. Hence the total IO byte load is

$$IO_1 \approx |\widehat{X}|(1 + r/t^2).$$

The number of FLOPS (counting separately scalar additions and scalar multiplications) is $2(n/t)^2 t^2 r$, as each of the $(n/t)^2$ tiles of \widehat{X} is mapped to r dimensions by a linear transformation, hence

$$FLOP_1 = 2n^2 r.$$

Step 2. consists of p independent vanilla matrix multiplications, each of squared matrices with n/t rows and columns. Reading the matrices, requires IO $|\widehat{X}| + |\widehat{W}|$ and writing the output requires IO $|\widehat{Y}|$. Since all (encoded) matrices are of the same shape, we get a total of $3|\widehat{X}| = 3|\widehat{X}|r/t^2$ using the observation in the previous calculation. Hence

$$IO_2 \approx 3|\widehat{X}|r/t^2.$$

The FLOP count is:

$$FLOP_2 = 2r(n/t)^3 = 2n^3(r/t^3).$$

Step 3. has the exact same analysis as Step 1, with the role of the input and output matrix sizes reversed. Therefore, we have

$$\begin{aligned} IO_3 &\approx |\widehat{X}|(1 + r/t^2) \\ FLOP_3 &= 2n^2 r. \end{aligned}$$

Summing the three estimates, we get

$$\begin{aligned} IO_{STL} &\approx |\widehat{X}|(2 + 5r/t^2) \\ FLOP_{STL} &= 4n^2 r + 2n^3(r/t^3) \end{aligned}$$

At the same time, vanilla matrix multiplication of X and W gives

$$\begin{aligned} IO_{VAN} &= 3|\widehat{X}| \\ FLOP_{VAN} &= 2n^3 \end{aligned}$$

A few things to note about these calculations:

- $FLOP_2$ overwhelms $FLOP_1 + FLOP_3$ when $n \gg t^3$, which happens for moderate n if $t = 4$, which is the main case study example in the paper.
- Comparing STL to vanilla matrix multiplication, as n grows to infinity, the leading terms in either are the FLOP counts, which are $2n^3(r/t^3)$ for STL vs $2n^3$ for vanilla MatMul. The asymptotic speedup is hence t^3/r .

Let us specialize for $t = 4$, $n = 8192$ and for a few values of r . For $r = 32$, we get

$$IO_{STL} \approx 12|X| \quad IO_{VAN} = 3|X|,$$

which is a 4-fold increase in IO load moving to STL. Assuming FP16 calculations, $|X| = 2 \times 8192^2 = 134217728 \approx 0.13 \cdot 10^9$. On the other hand,

$$\begin{aligned} FLOP_{STL} &= 558345748480 \approx 558 \cdot 10^9 & (6) \\ FLOP_{VAN} &= 1099511627776 \approx 1100 \cdot 10^9 & (7) \end{aligned}$$

which is close to 2-fold speedup. In practice, deep networks often chain multiple linear layers, interleaved with non-linearities applied to the activation matrices. In case we do the same for STL, we could fuse Step 3 (for the previous layer) with Step 1 (of the current layer) into a single linear operation acting in \mathbb{R}^r over encoded tiles. This essentially replaces Steps 1 and Step 3 with a fused ‘‘Step 3+1’’ with an IO load of $2|\widehat{X}| = 2(r/t^2)|\widehat{X}|$, down from $2(1 + r/t^2)|\widehat{X}|$ assuming the non-fused counterpart. For completeness, we provide the pseudocode for completeness in Algorithm 2

As claimed above, it is difficult to use these estimates to predict the actual speedup that STL can give for these parameters, because this depends on the hardware kernels that are used for executing the computation, usage of cache and other intricate factors that affect performance. Therefore, we have measured the actual time required to compute

STL Pseudocode for Fused Steps 3+1 (Layer ℓ) :

Input: Tensor $\widehat{X}_{\ell-1}$ of shape $(n/t, n/t, r)$ (Previous layer encoded output activations)

Tensor \widehat{W}_ℓ of shape $(n/t, n/t, r)$ (Encoded weights for this layer)

Encoding tensor E_X of shape (t^2, r)

Decoding tensor D^T of shape (r, t^2)

Enc/Dec Steps (3+1): $\widehat{X}_\ell[I, J, :] \leftarrow \widehat{X}_{\ell-1}[I, J, :] \times (D^T \times E_X) \quad \forall I, J \in [n/t];$

Decode previous layer encoded activations, then encode to get this layer’s input encoded activations:

(In PyTorch: `hatX.this = hatX.prev @ (DT @ EX)`). Note: can insert nonlinearity between Enc/Dec.

MatMul Step (2): ;

$\widehat{X}_\ell[:, :, p] \leftarrow \widehat{X}_\ell[:, :, p] \times \widehat{W}_\ell[:, :, p] \quad \forall p \in [r];$

(Batch colorwise MatMul step. In PyTorch:

`hatX.this = (hatX.this.permute(2,0,1) @ hatW.permute(2,0,1)).permute(1,2,0)`);

Return: \widehat{X}_ℓ ;

Algorithm 2: STL Pseudocode for Fused Steps 3+1.

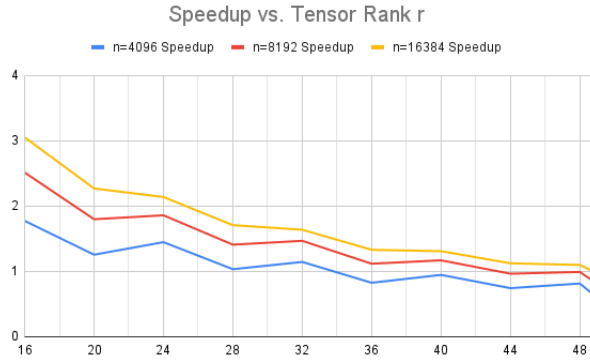


Figure 4: Speedup estimates for STL with fused Steps 3+1, for tile size $t = 4$ and values of $r = 16, 20, \dots, 48, 49$, for matrices of size $n \times n$ with $n = 4096, 8192, 16384$. As expected, FLOP Speedup is almost linear in the tensor rank. (Note: $r = 49$ can imitate exact matrix multiplication by Strassen, and is given here for completeness.)

STL matrix multiplication versus vanilla matrix multiplication, for various values of n and r (keeping $t = 4$), and using standard CUDA profiling tools, on H100 architecture with FP16 data type. For the experiment, we have measured the total time it takes to perform Step 2 and fused steps 1+3, and compared it with the time it takes to perform vanilla matrix multiplication. We did not include nonlinearities in either computation. We did assume that the fused decode-then-encode matrix $D^T E_X$ is precomputed. The results are summarized in Figure 4.

Note that in some cases the speedup goes up when increasing r (for example, $n = 4096, r = 20, 24$). This is probably due to inefficiencies in the default PyTorch CUDA kernel used for the fused steps 1+3.

As can be seen for matrix size $n = 8129$, which is today not uncommon, rank $r = 32$ gives close to 1.5 speedup, where the asymptotic speedup is 2 from the above discussion. Our results on actual deep networks indicate, as we see in the Section B.3 (*Class 1 experiment*), that $r = 34$ is on par with the 2:4 as far as accuracy is concerned. For $n = 16384$, STL with tensor rank $r = 32$, speedup is closer to 1.6. In Section B.4 (*additional partial experiment*), our preliminary experiments indicate that perhaps $r = 24$ may be enough for competitiveness in terms of accuracy, which means that STL may be already competitive with 2:4 at $n = 8192$. The question of determining the competitiveness of STL for target rank r , in terms of accuracy and performance, ultimately depends on the ability to discover good encoders and decoders for r , when training STL layers in the context of deep networks.

5 On the Parameter Increase of STL

A careful analysis of STL reveals that I/O and FLOP cost are not the only thing that are traded off as we vary the parameters of STL, but also *trainable parameter* count, or, expressivity of the network in which we embed the STL in. To see where new parameters can come from notice that we are free, when training a network, to train over the encoding of the weight matrix W , which contains $r \geq t^2$ parameters per $t \times t$ tile. Indeed as can be seen from Algorithm 1, the weight matrix is readily inputted in encoded form. Our end-to-end deep network training experiments reveal that indeed STL is more expressive when r is strictly more than t^2 , however, there is also a caveat which we state here using informal language. A more accurately stated lemma as well as proof can be found in Appendix A):

Informal Lemma 5.1. *Assume a fixed weight matrix W (read: extracted from a linear layer in a trained deep network) and a distribution of input activation matrices (read: coming from feeding forward some data through the linear layer). Consider replacing the linear layer operation $Y = XW$ with STL $\tilde{Y} = X \diamond W$ for some parameters t, r by optimizing over the X -tile encoder \mathbf{E}_X , the Y -tile decoder \mathbf{D}^\top and the encoded matrix \widehat{W} directly, using the (squared) Frobenius loss $\|Y - \tilde{Y}\|_F^2$ as loss function. Then effectively the number of training parameters is the number of matrix elements in the encoder \mathbf{E}_X and the decoder \mathbf{D} , plus the number matrix elements of the original matrix W (Note: not \widehat{W}).*

This result however does not hold for other loss functions, and in particular not for loss functions coming from downstream deep network training, as we see in the next section. In what follows, we refer to the encoding of tiles of W (viewed as trainable parameters) as *Fake Encodings*.

6 Experiments

We perform three classes of experiments.

- Class 0 Training encoders and decoders for STL with time size 4 to approximate 4×4 matrix multiplication, in the vein of “approximate Strassen Matrix Multiplication”. The resulting matrix multiplication residual error is compared against that of 2:4 pruning for the same synthetic random data.
- Class 1 Training from scratch a base *untrained* network, replacing linear layers with STL on tiles of size $t = 4$ and various values of tensor rank r . For budget and time reasons we worked with vision transformers of the “Token-to-Token” class [?] with up to $20M$ parameters on ImageNet-1K dataset [?].
- Class 2 Replacing linear layers in a base *trained* network, using a *replace-then-finetune* pipeline. Using the same pipeline, we have compared the replacement of linear layers with STL, against the same pipeline w.r.t. a 2:4 pruning.

6.1 Class 0 Experiments - Synthetic 4×4 matrices

The first experiment, for which we also provide code, attempts to approximate matrix multiplication of random 4×4 single-tile ($t = 4$) matrices X, W using STL for various values of tensor rank r , using the Frobenius norm squared of the residual matrix as a loss function, and training on the encoders $\mathbf{E}_X, \mathbf{E}_W$ and decoder \mathbf{D} . We used a magnitude based 2 : 4 pruning strategy on the weight matrices W as benchmark to compare with. As can be seen from Figure 5, we need $r \approx 42$ for STL to match 2 : 4 pruning. We refer the reader to Appendix B.1 for details.

The result of this experiment is not promising because tensor rank of $r = 42$ for tile size $t = 4$ is unlikely to provide much benefit, if any, from a performance point of view. (Informal) lemma 5.1 teaches us, however, that if we move away from Frobenius error function to something else, we may achieve more expressivity with STL, if $r > 16$. It should also be noted that the encoders and decoders that were discovered in this synthetic experiment were necessary for initialization of the other experiments.

6.2 Class 1 Experiments - Training From Scratch with STL

As a model, we experimented with the image classification network T2T-ViT-7 [YCW⁺21] (4.3M parameters, 1.1G FLOPS per 224x224 image) and T2T-ViT-14 (21.5M parameters, 6.1G FLOPS per 224x224 image). The first step was to repeat the results as reported in [YCW⁺21]. For T2T-ViT-14 we managed to get 80.9% accuracy using the code and training recipe provided in [YCW⁺21], which is 0.6% less than as advertised in [?]. For T2T-ViT-7 we managed to obtain 71.5% accuracy, which is 0.2% lower than claimed in [YCW⁺21].⁸

⁸The authors of [YCW⁺21] mention on the github project page that using 4 GPUs gives slightly lower accuracy than using 8, which may explain the slightly lower baseline we saw when running their code. We used 4 GPUs.

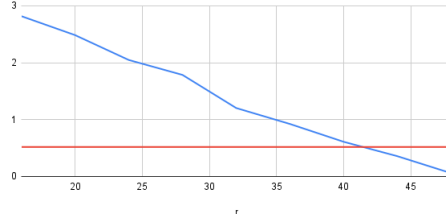


Figure 5: The blue line is estimation of the error of STL, with tile $t = 4$ and tensor rank r from 16 to 48 (for 49, the line is known to cross 0 by Strassen). The red line is our estimate for the corresponding error for $2 : 4$ pruning.

The T2T-ViT-14 network is extremely overparameterized with respect to Imagenet-1k, and achieves accuracy that is very close to the SOTA of vision transformers on Imagenet-1k when trained on Imagenet-1k (as opposed to other training strategies, that first train on Imagenet-21k, which we don't do here).⁹ For this case, we have replaced the two linear layers contained in the MLP (Multi-Layer Perceptrons) parts of the attention blocks, of which there are 14. In total, 28 linear layers were replaced with an STL layer of tile size $t = 4$ and tensor ranks $r = 16, 24, 32$. We trained using one of the recipes suggested in [YCW⁺21].¹⁰ The results were very disappointing, with the best case $r = 24$ giving 2.7% accuracy below baseline. As a post-hoc sanity check, we also experimented with tensor rank $r = 49$ which by Strassen should recover exact matrix multiplication as a particular case, except that the number of parameters for the replaced layers is multiplied by factor $49/16 = 3.06$. The results were 2.5% below base. The conclusion from the sanity check is that the optimization landscape of the STL based architecture is more challenging than that of the base model, probably owing to the added depth (from the encoding and decoding operations) and the increased number of parameters, worsening the over-parameterization effect. We tried to combat the latter with more aggressive regularization (more weight decay, less learning rate) but all these attempts only worsened the results. Table 1 (left) summarizes the results.

For the mildly overparameterized case of T2T-ViT-7, in the first version of the experiment we replaced the two MLP linear layers in each of the 7 attention blocks (total 14 linear layers replaced) by STL with $r = 16, 24, 32$. For the case $r = 16$ we lost around 2% accuracy compared to base, but for $r = 24, 32$ we gained close to 0.5% compared to base. Encouraged by this, we replaced not just the MLP linear layers, but also the QKV and the projection linear layers from the attention, thus removing all linear layers from the network trunk, which accounts for 79% of the FLOPS of the entire network.¹¹ We also did not replace activation-times-activation matrix multiplication which, as a side comment, quite easy to do with STL (future work), but extremely hard to do with $2 : 4$ sparsification, as it requires on-the-fly sparsification. We used $r = 16, 18, 20, 22, 24, 32, 40, 48, 49$ (the latter case allowing exact matrix multiplication by Strassen) and summarized the results in Table 1 (right). Note that there was no need to adjust any learning parameters. The parameters suggested in the code repository attached to [YCW⁺21] for T2T-ViT-7 worked out of the box. The results clearly show that, as long as we stay away from the over-parameterized regime (e.g. T2T-ViT/14), and as long as the tensor rank is at least ≈ 24 , we gain accuracy compared to baseline as we increase the tensor rank r , and this is likely due to the increase of parameters in the fake encodings. Further encouraged by these results, we have also replaced all the activation-times-weight linear layers in the T2T part of T2T-ViT/7, appearing before the network trunk, for $r = 16, 24, 32, 40, 48$. For $r = 16$ we lost an additional 0.7% from this replacement. For $r = 24$ (32) we gained (lost) insignificantly $\leq 0.1\%$, respectively. For $r = 40, 48$ we gained $> 0.4\%$ in each case. This further strengthens our observations about the effect of STL replacement in this regime.

We provide more technical details about this experiment in Appendix C.

We are not aware of work that reports *improvement* in Imagenet-1k, when trained from scratch on Imagenet-1k, with any pruning technique more considerable sparsity rate, and in particular structure $2 : 4$ pruning strategies. The closest reported results we are aware of are [CCG⁺21] which thoroughly studied pruning strategies of a related architecture called DeiT-Vision-Transformer. For a model DeiT-Tiny of a similar size as T2T-ViT-7, all their pruning experiments led to more than 2% degradation of accuracy, even at only 30% unstructured sparsity rate, let alone with $2 : 4$ (structured) sparsification. Slightly smaller, but still significant loss was reported when they attempted to sparsify

⁹Refer for example to Google's ViT github page here for information on pretraining small vision transformers using Imagenet-21K: https://github.com/google-research/vision_transformer

¹⁰4 GPUs, learning rate $1e - 3$, weight decay 0.05, AdamW optimizer as implemented in *timm* library, 300 epochs with cosine learning schedule plus another 10 warmup epochs.

¹¹By trunk we mean the 7 attention blocks. At this point, we did not make replacements in the T2T (Token-to-token) layers preceding the attention blocks, which account for the remaining 21% of the network FLOPS.

Variant	Accuracy \uparrow
T2T-ViT-14 (Baseline)	80.9%
T2T-ViT-14/STL $r = 16$ on MLP	77.85%
T2T-ViT-14/STL $r = 24$ on MLP	78.2%
T2T-ViT-14/STL $r = 32$ on MLP	77.2%
T2T-ViT-14/STL $r = 49$ on MLP	77.4%

Variant	Accuracy \uparrow
T2T-ViT-7 (Baseline)	71.5%
T2T-ViT-7/STL $r = 16$ everywhere	69.5%
T2T-ViT-7/STL $r = 18$ everywhere	70.3%
T2T-ViT-7/STL $r = 20$ everywhere	71.0%
T2T-ViT-7/STL $r = 22$ everywhere	71.4%
T2T-ViT-7/STL $r = 24$ everywhere	72%
T2T-ViT-7/STL $r = 32$ everywhere	72.1%
T2T-ViT-7/STL $r = 40$ everywhere	73.4%
T2T-ViT-7/STL $r = 48$ everywhere	75.0%
T2T-ViT-7/STL $r = 49$ everywhere	75.8%

Table 1: Left: Results for the extreme overparameterized case T2T-ViT-14. Right: Results for the T2T-ViT/7 model. Notice how at the extreme $r = 49$, which can theoretically recover exact matrix multiplication, accuracy is lost on the severely overparameterized (left) case, and gained on the underparameterized or mildly-overparameterized (right) case, owing to the extra parameters from the fake encodings.

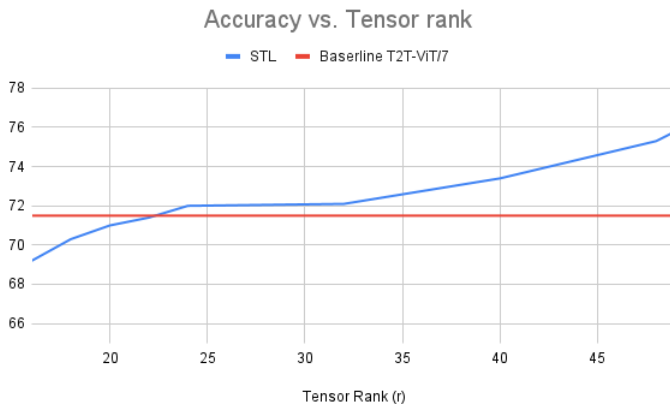


Figure 6: Accuracy vs. tensor rank (r) for baseline T2T-ViT/7 and for the same architecture with all activation-weight matrix multiplications in the network trunk replaced by STL with tensor rank r . Very similar picture when including the pre-trunk (T2T) network as a followup experiment.

DeiT-Small, of size similar to that of T2T-ViT-14. The cases where they saw accuracy gains in from sparsification were on DeiT-Base which has roughly 80M parameters ($\times 4$ parameters compared to T2T-ViT-14). We argue that, for that size model on Imagenet-1k, the overparameterization is so extreme that sparsification helps by virtue of the regularization it offers.

Our conclusion from our Class 1 experiment is that in the underparameterized or at most slightly-overparameterized case, there is potential of saving factor > 2.1 in FLOPs without any loss of accuracy, and in some cases slight gain. An interesting avenue of continued research is to study larger ViT architectures for images and/or video, where the dimensions of the matrices justify the use of STL from a performance point of view as well. Another avenue for further experiments is to replace the activation-times-activation matrix multiplication cases appearing twice in each attention layer: Once for computation of the so-called attention matrix, and again when multiplying the latter with the V (as in QKV) matrix.

6.3 Class 2 Experiments - Finetuning Replacements on Trained Networks

In this experiment, we replace 66 linear layers in the MLP part of a pretrained TinyLlama [ZZWL24] network with STL for various values of r . The training pipeline consisted of two steps: (1) Training STL to replace each of the 66 linear layers separately, using the Frobenius norm as loss function. For this part, we used the encoders and decoders discovered in Class 0 experiment for initialization. (2) End-to-end finetuning of the network (with the STL replacements, and optimizing fake encodings directly) to minimize perplexity in a causal language modeling task on SlimPajama [?] dataset.

The benchmark we compared against is a similar two-stage training pipeline in which we use magnitude-based 2 : 4 pruning to replace the same 66 linear layers (instead of STL). The results of this experiment, which is explained in more detail in Appendix B.3, is that for tensor rank $r = 34$ STL is very similar to 2 : 4-pruning in terms of end-to-end language model loss. This tensor rank is already a substantial improvement over the $r = 42$ from Class 0 experiment, and we believe that the fact that the second stage of the training (next token prediction) induces an optimization landscape that is different from that of Frobenius norm minimization, is what allows this improvement.

6.4 Additional Partial Experiment: Training TinyLlama From Scratch with STL

Our class 2 experiment still *doesn't allow to exploit the parameter increase* of STL, as the loss function in the first training stage is still prone to the limitation of Lemma 5.1. Hence we attempted to train TinyLlama from scratch (as in Class 1 experiment), on SlimPajama dataset. In this experiment we were limited twice. Firstly, because we lacked the computational resources necessary to train a network the size of TinyLlama to convergence. Secondly, the comparison to the benchmark 2 : 4 method becomes more difficult. Indeed, approximating the action of existing (pretrained) weight matrices on activation matrices is the *raison-d'être* of the pruning/sparsification line of work, as pruned matrix multiplication *is* matrix multiplication. A training *from scratch* experiment with 2 : 4 pruned matrices is challenging.

The details of this experiment are presented in Appendix B.4. The main result is that for tensor rank as low as $r = 24$, and when directly using fake encodings as weight variables, training TinyLlama from scratch with STL beat the benchmark of training TinyLlama from scratch (without replacement) after 280 billion tokens, although we do not know at the time of submission where the training curves will converge. In hindsight, we should have also tried even lower r ($= 16$), but we did not believe that we would get *better* than benchmark using STL when we began the experiment. We point out (see the Appendix B.3 for details) that there are certain limitations we had to work around, stemming from violation of the causal property of TinyLlama network (or any transformer based language model, for that model), that limit the applicability of this result. Nevertheless, our experiments indicate that the increase in parameter count when $r > 16$, due to training on fake encodings, in certain applications, can result in improved accuracy well before r is too big to allow any performance benefits.

7 Discussion

The main open question in this work is whether, and in what use cases can STL improve inference performance of deep networks. As a sub-question, we also mention the question of how to *train* encoders and decoders for STL? This optimization problem is extremely non-convex, and in particular, clever *initialization* of \mathbf{E}_X , \mathbf{E}_W , \mathbf{D} does much better than random initialization. A natural candidate choice is to use an approximate version of Strassen's *universal* encoder (Strassen). More generally, an intriguing question is whether one can design universal encoders for any prescribed tensor-rank $r \ll n^\omega$, which have *worst-case approximation* for $n \times n$ MatMul. This seems essential to realize the full potential of STL, and could lead to higher accuracy in DNNs.

We refer the reader to Appendix D for more discussion.

References

- [ADZ24] Afzal Ahmad, Linfeng Du, and Wei Zhang. Fast and practical strassen's matrix multiplication using fpgas. *arXiv preprint arXiv:2406.02088*, 2024.
- [AFK⁺23] Amir Abboud, Nick Fischer, Zander Kelley, Shachar Lovett, and Raghu Meka. New graph decompositions and combinatorial boolean matrix multiplication algorithms. *Electron. Colloquium Comput. Complex.*, TR23-180, 2023.
- [AGH⁺14] Animashree Anandkumar, Rong Ge, Daniel Hsu, Sham M. Kakade, and Matus Telgarsky. Tensor decompositions for learning latent variable models. *Journal of Machine Learning Research*, 15:2773–2832, 2014.
- [AHS18] Sanjeev Arora, Elad Hazan, and Nathan Srebro. Implicit regularization in deep learning. In *Proceedings of the 31st Conference on Learning Theory*, pages 240–261, 2018.
- [AZ23] Josh Alman and Hengjie Zhang. Generalizations of matrix multiplication can solve the light bulb problem. In *64th IEEE Annual Symposium on Foundations of Computer Science, FOCS 2023, Santa Cruz, CA, USA, November 6-9, 2023*, pages 1471–1495. IEEE, 2023.
- [BL79] D. Bini and G. Lotti. Stability of fast algorithms for matrix multiplication. *Numerische Mathematik*, 36(1):63–72, 1979.

- [CCG⁺21] Tianlong Chen, Yu Cheng, Zhe Gan, Lu Yuan, Lei Zhang, and Zhangyang Wang. Chasing sparsity in vision transformers: An end-to-end exploration. *arXiv preprint arXiv:2106.04533*, 2021.
- [CKSU05] H. Cohn, R. Kleinberg, B. Szegedy, and C. Umans. Group-theoretic algorithms for matrix multiplication. In *46th Annual IEEE Symposium on Foundations of Computer Science (FOCS'05)*, pages 379–388, 2005.
- [CLD⁺21] Krzysztof Choromanski, Valerii Likhoshesterov, David Dohan, Xingyou Song, Andreea Gane, Tamas Sarlos, Peter Hawkins, Jared Davis, Afroz Mohiuddin, Lukasz Kaiser, David Belanger, Lucy Colwell, and Adrian Weller. Rethinking attention with performers. In *Proceedings of the International Conference on Learning Representations*, 2021.
- [CT65a] James W. Cooley and John W. Tukey. An algorithm for the machine calculation of complex fourier series. *Mathematics of Computation*, 19(90):297–301, 1965.
- [CT65b] James W Cooley and John W Tukey. An algorithm for the machine calculation of complex fourier series. *Mathematics of Computation*, 19(90):297–301, 1965.
- [CU03] Henry Cohn and Christopher Umans. A group-theoretic approach to fast matrix multiplication. In *44th Symposium on Foundations of Computer Science (FOCS 2003), 11-14 October 2003, Cambridge, MA, USA, Proceedings*, pages 438–449. IEEE Computer Society, 2003.
- [CW13] Kenneth L. Clarkson and David P. Woodruff. Low rank approximation and regression in input sparsity time. In Dan Boneh, Tim Roughgarden, and Joan Feigenbaum, editors, *Symposium on Theory of Computing Conference, STOC'13, Palo Alto, CA, USA, June 1-4, 2013*, pages 81–90. ACM, 2013.
- [Dea24] Tim Dettmers and et al. Quantized models for large language models. *arXiv preprint arXiv:2402.01453*, 2024.
- [DFE⁺22] Tri Dao, Daniel Y. Fu, Stefano Ermon, Atri Rudra, and Christopher Ré. Flashattention: Fast and memory-efficient exact attention with io-awareness. *Advances in Neural Information Processing Systems*, 2022.
- [DGO18] Daniel Dadush, Cristóbal Andrés Guzmán Paredes, and Neil Olver. Fast, deterministic and sparse dimensionality reduction. In *Proceedings of the 2018 Annual ACM-SIAM Symposium on Discrete Algorithms (SODA)*, pages 1330–1344. SIAM, January 2018. 29th Annual ACM-SIAM Symposium on Discrete Algorithms, SODA 2018, SODA 2018 ; Conference date: 07-01-2018 Through 10-01-2018.
- [DS24] Aditya Desai and Anshumali Shrivastava. In defense of parameter sharing for model-compression. In *The Twelfth International Conference on Learning Representations*, 2024.
- [DSG⁺20a] Tri Dao, Nimit Sharad Sohoni, Albert Gu, Matthew Eichhorn, Amit Blonder, Megan Leszczynski, Atri Rudra, and Christopher Ré. Kaleidoscope: An efficient, learnable representation for all structured linear maps. In *8th International Conference on Learning Representations, ICLR 2020, Addis Ababa, Ethiopia, April 26-30, 2020*. OpenReview.net, 2020.
- [DSG⁺20b] Tri Dao, Nimit Sharad Sohoni, Albert Gu, Matthew Eichhorn, Amit Blonder, Megan Leszczynski, Atri Rudra, and Christopher Ré. Kaleidoscope: An efficient, learnable representation for all structured linear maps. In *8th International Conference on Learning Representations, ICLR 2020, Addis Ababa, Ethiopia, April 26-30, 2020*. OpenReview.net, 2020.
- [ea24] Jinhao Li et al. Large language model inference acceleration: A comprehensive hardware perspective. *arXiv preprint arXiv:2410.04466*, 2024. <https://arxiv.org/abs/2410.04466>.
- [FA23a] Elias Frantar and Dan Alistarh. Sparsegpt: Massive language models can be accurately pruned in one-shot. In *Proceedings of the International Conference on Machine Learning (ICML)*, 2023.
- [FA23b] Nathan Frantar and Dan Alistarh. Efficient quantization for large language models. In *Proceedings of the International Conference on Learning Representations*, 2023.
- [FAea22] Nathan Frantar, Dan Alistarh, and et al. Tensor quantization for llms. In *Proceedings of the 36th International Conference on Machine Learning*, 2022.
- [FAG⁺23] Daniel Y. Fu, Simran Arora, Jessica Grogan, Isys Johnson, Sabri Eyuboglu, Armin W. Thomas, Benjamin Spector, Michael Poli, Atri Rudra, and Christopher Ré. Monarch mixer: A simple sub-quadratic gemm-based architecture. *CoRR*, abs/2310.12109, 2023.
- [FMALA23] Javier Fernández-Marqués, Ahmed F AbouElhamayed, Nicholas D Lane, and Mohamed S Abdelfattah. Are we there yet? product quantization and its hardware acceleration. *arXiv preprint arXiv:2305.18334*, 2023.

- [GD23] Albert Gu and Tri Dao. Mamba: Linear-time sequence modeling with selective state spaces, 2023.
- [GDG⁺17] Christopher Gray, Tri Dao, Amir Gholami, Michael W Mahoney, and Kurt Keutzer. Gpu-kernelized block-sparse compression of deep neural networks for energy-efficient inference. In *Proceedings of the 34th International Conference on Machine Learning*, 2017.
- [GvdG08] Kazushige Goto and Robert van de Geijn. Anatomy of high-performance matrix multiplication. In *ACM Transactions on Mathematical Software (TOMS)*, volume 34, pages 1–25, 2008.
- [HABN⁺21] Torsten Hoefer, Dan Alistarh, Tal Ben-Nun, Nikoli Dryden, and Alexandra Peste. Sparsity in deep learning: pruning and growth for efficient inference and training in neural networks. *J. Mach. Learn. Res.*, 22(1), January 2021.
- [HLZ22] G. Huang, W. Li, and Z. Zhang. Learning low-rank deep neural networks via singular vector orthogonality regularization and singular value sparsification. In *Proceedings of the IEEE/CVF Conference on Computer Vision and Pattern Recognition*, pages 6570–6579, 2022.
- [HMD15] Song Han, Huizi Mao, and William J. Dally. Deep compression: Compressing deep neural network with pruning, trained quantization and huffman coding. *arXiv: Computer Vision and Pattern Recognition*, 2015.
- [HMD16] Song Han, Huizi Mao, and William J. Dally. Deep compression: Compressing deep neural networks with pruning, trained quantization and huffman coding. In *International Conference on Learning Representations (ICLR)*, 2016.
- [Hoo21] Sara Hooker. The hardware lottery. *Commun. ACM*, 64(12):58–65, November 2021.
- [HPG⁺22] E. J. Hu, N. Peng, G. Goh, A. Fang, and et al. Lora: Low-rank adaptation of large language models. In *International Conference on Learning Representations*, 2022.
- [HYG18] Jianyu Huang, Chenhan D. Yu, and Robert A. Geijn. Implementing strassen’s algorithm with cutlass on nvidia volta gpus. *ArXiv*, abs/1808.07984, 2018.
- [HZH⁺24] Yuezhou Hu, Kang Zhao, Weiyu Huang, Jianfei Chen, and Jun Zhu. Accelerating transformer pre-training with 2:4 sparsity. In Ruslan Salakhutdinov, Zico Kolter, Katherine Heller, Adrian Weller, Nuria Oliver, Jonathan Scarlett, and Felix Berkenkamp, editors, *Proceedings of the 41st International Conference on Machine Learning*, volume 235 of *Proceedings of Machine Learning Research*, pages 19531–19543. PMLR, 21–27 Jul 2024.
- [HZZS17] Yihui He, Xiangyu Zhang, Shaozi Zhang, and Jian Sun. Channel pruning for accelerating very deep neural networks. In *Proceedings of the 2017 IEEE International Conference on Computer Vision (ICCV)*, pages 1389–1397. IEEE, 2017.
- [IVY19] Piotr Indyk, Ali Vakilian, and Yang Yuan. *Learning-based low-rank approximations*. Curran Associates Inc., Red Hook, NY, USA, 2019.
- [JGH18] Arthur Jacot, Franck Gabriel, and Clément Hongler. Neural tangent kernel: Convergence and generalization in neural networks. In *Advances in Neural Information Processing Systems*, volume 31, pages 8571–8580, 2018.
- [JSKK22] Ameya D. Jagtap, Yeonjong Shin, Kenji Kawaguchi, and George Em Karniadakis. Deep kronecker neural networks: A general framework for neural networks with adaptive activation functions. *Neuro-computing*, 468:165–180, 2022.
- [KCN⁺22] Eldar Kurtic, Daniel Campos, Tuan Nguyen, Elias Frantar, Mark Kurtz, Benjamin Fineran, Michael Goin, and Dan Alistarh. The optimal BERT surgeon: Scalable and accurate second-order pruning for large language models. In *Proceedings of the 2022 Conference on Empirical Methods in Natural Language Processing*, pages 4163–4181, Abu Dhabi, United Arab Emirates, December 2022. Association for Computational Linguistics.
- [KHW⁺23] Sehoon Kim, Coleman Hooper, Thanakul Wattanawong, Minwoo Kang, Ruohan Yan, Hasan Genç, Grace Dinh, Qijing Huang, Kurt Keutzer, Michael W. Mahoney, Yakun Sophia Shao, and Amir Gholami. Full stack optimization of transformer inference: a survey. *ArXiv*, abs/2302.14017, 2023.
- [KLL⁺24] Nikola Kovachki, Zongyi Li, Burigede Liu, Kamyar Azizzadenesheli, Kaushik Bhattacharya, Andrew Stuart, and Anima Anandkumar. Neural operator: learning maps between function spaces with applications to pdes. *J. Mach. Learn. Res.*, 24(1), March 2024.
- [KSH12] Alex Krizhevsky, Ilya Sutskever, and Geoffrey E Hinton. Imagenet classification with deep convolutional neural networks. In *Proceedings of the 25th International Conference on Neural Information Processing Systems (NIPS’12)*, volume 1, pages 1097–1105. Curran Associates Inc., 2012.

- [LLM23] Zhuo Li, Hengyi Li, and Lin Meng. Model compression for deep neural networks: A survey. *Computers*, 12(3):60, 2023.
- [LR13] Richard J. Lipton and Kenneth W. Regan. *People, Problems, and Proofs: Essays from Gödel’s Lost Letter: 2010*. Springer Berlin, 2013.
- [LTAE022] James Lee-Thorp, Joshua Ainslie, Ilya Eckstein, and Santiago Ontanon. FNet: Mixing tokens with Fourier transforms. In Marine Carpuat, Marie-Catherine de Marneffe, and Ivan Vladimir Meza Ruiz, editors, *Proceedings of the 2022 Conference of the North American Chapter of the Association for Computational Linguistics: Human Language Technologies*, pages 4296–4313, Seattle, United States, July 2022. Association for Computational Linguistics.
- [LYZea22] Yichao Li, Xiaoya Yang, Jian Zhang, and et al. Efficient arbitrary precision acceleration for large language models on gpu tensor cores. *arXiv preprint arXiv:2202.05654*, 2022.
- [MK22] Satoshi Matsuoka and Dongsoo Kang. Efficient matrix multiplication for dnns using fpga and strassen’s algorithm. In *Proceedings of FPGA’22*, pages 30–40, 2022.
- [MMM19] Song Mei, Theodor Misiakiewicz, and Andrea Montanari. Mean-field theory of two-layers neural networks: dimension-free bounds and kernel limit. In Alina Beygelzimer and Daniel Hsu, editors, *Proceedings of the Thirty-Second Conference on Learning Theory*, volume 99 of *Proceedings of Machine Learning Research*, pages 2388–2464. PMLR, 25–28 Jun 2019.
- [MMM21] Song Mei, Theodor Misiakiewicz, and Andrea Montanari. Learning with invariances in random features and kernel models. In *Conference on Learning Theory (COLT)*, 2021.
- [Moa]
- [NVI20] NVIDIA. Nvidia a100 tensor core gpu: Performance and innovation. *IEEE Xplore*, 2020.
- [NVI23] NVIDIA. Nvidia tensor cores: Versatility for hpc & ai, 2023.
- [PKC⁺21] Yannis Panagakis, Jean Kossaifi, Grigorios G. Chrysos, James Oldfield, Mihalis A. Nicolaou, Anima Anandkumar, and Stefanos Zafeiriou. Tensor methods in computer vision and deep learning. *Proceedings of the IEEE*, 109(5):863–890, 2021.
- [RAB⁺19] Nasim Rahaman, Devansh Arpit, Aristide Baratin, Felix Draxler, Min Lin, Fred A Hamprecht, Yoshua Bengio, and Aaron Courville. On the spectral bias of neural networks. In *Proceedings of the 36th International Conference on Machine Learning*, pages 5301–5310, 2019.
- [SJG⁺20] Pierre Stock, Armand Joulin, Rémi Gribonval, Benjamin Graham, and Hervé Jégou. And the bit goes down: Revisiting the quantization of neural networks. *ArXiv*, abs/1907.05686, 2020.
- [SLBK23] Mingjie Sun, Zhuang Liu, Anna Bair, and J. Zico Kolter. A simple and effective pruning approach for large language models. In *Advances in Neural Information Processing Systems*, 2023.
- [Str86] Volker Strassen. The asymptotic spectrum of tensors and the exponent of matrix multiplication. In *27th Annual Symposium on Foundations of Computer Science (FOCS)*, pages 49–54. IEEE, 1986.
- [SZea23] Rui Sun, Wei Zhang, and et al. Optimizing llm inference with efficient quantization strategies. *arXiv preprint arXiv:2304.05212*, 2023.
- [THK⁺24] Ilya Tolstikhin, Neil Houlsby, Alexander Kolesnikov, Lucas Beyer, Xiaohua Zhai, Thomas Unterthiner, Jessica Yung, Andreas Steiner, Daniel Keysers, Jakob Uszkoreit, Mario Lucic, and Alexey Dosovitskiy. Mlp-mixer: an all-mlp architecture for vision. In *Proceedings of the 35th International Conference on Neural Information Processing Systems*, NIPS ’21, Red Hook, NY, USA, 2024. Curran Associates Inc.
- [TKA18] Michael Tschannen, Aran Khanna, and Animashree Anandkumar. StrassenNets: Deep learning with a multiplication budget. In Jennifer Dy and Andreas Krause, editors, *Proceedings of the 35th International Conference on Machine Learning*, volume 80 of *Proceedings of Machine Learning Research*, pages 4985–4994. PMLR, 10–15 Jul 2018.
- [Var23] Various. A comprehensive overview of large language models. *arXiv preprint arXiv:2307.06435*, 2023.
- [VSP⁺17] Ashish Vaswani, Noam Shazeer, Niki Parmar, Jakob Uszkoreit, Llion Jones, Aidan N. Gomez, Łukasz Kaiser, and Illia Polosukhin. Attention is all you need. In *Advances in Neural Information Processing Systems*, volume 30, pages 5998–6008, 2017.
- [Wil12] Virginia Vassilevska Williams. Multiplying matrices faster than coppersmith-winograd. In *Proceedings of the forty-fourth annual ACM symposium on Theory of computing (STOC)*, pages 887–898. ACM, 2012.

- [WWW⁺16] Wei Wen, Chunpeng Wu, Yandan Wang, Yiran Chen, and Hai Helen Li. Learning structured sparsity in deep neural networks. *ArXiv*, abs/1608.03665, 2016.
- [Xea23] Yiming Xiao and et al. Robust quantization for large language models. In *Proceedings of the International Conference on Learning Representations*, 2023.
- [XWD23] Xinyu Xu, Siyuan Wang, and Wenzhen Dai. Optimised grouped-query attention mechanism for transformers. *arXiv preprint arXiv:2406.14963*, 2023.
- [XZ⁺21] D. Xu, T. Zhang, et al. Pay attention to mlps. *arXiv preprint arXiv:2105.08050*, 2021.
- [YCW⁺21] Li Yuan, Yunpeng Chen, Tao Wang, Weihao Yu, Yujun Shi, Zi-Hang Jiang, Francis E.H. Tay, Jiashi Feng, and Shuicheng Yan. Tokens-to-token vit: Training vision transformers from scratch on imagenet. In *Proceedings of the IEEE/CVF International Conference on Computer Vision (ICCV)*, pages 558–567, October 2021.
- [ZBH⁺17] Chiyuan Zhang, Samy Bengio, Moritz Hardt, Benjamin Recht, and Oriol Vinyals. Understanding deep learning requires rethinking generalization. In *Proceedings of the International Conference on Machine Learning (ICML)*, 2017.
- [ZZS⁺24] Rui-Jie Zhu, Yu Zhang, Ethan Sifferman, Tyler Sheaves, Yiqiao Wang, Dustin Richmond, Peng Zhou, and Jason K. Eshraghian. Scalable matmul-free language modeling, 2024.
- [ZZWL24] Peiyuan Zhang, Guangtao Zeng, Tianduo Wang, and Wei Lu. Tinyllama: An open-source small language model, 2024.
- [ZZY17] Z. Zhang, Y. Zhao, and Q. Yu. Low-rank matrix factorization for deep learning. *IEEE Transactions on Neural Networks and Learning Systems*, 28(5):1071–1082, 2017.

A More Details On the Parameter Increase of STL

In the downstream AI applications of matrix multiplication, we are free to optimize directly in the space of the encoded weight matrix \widehat{W} , containing r parameters per tile, instead of t^2 . This can improve the expressibility of STL as a module inside a network. It turns out that this indeed can be done, as we show in the following sections in the context of training STL inside an actual deep network. However, we first show a negative result. Lemma A.1 below states that, as long as we measure the accuracy of STL using Frobenius norm of the residual (error matrix) with respect to standard matrix multiplication, we effectively do not gain more than t^2 trainable weights per tile. The lemma however does not rule out increased expressivity when training using other loss functions, as our experiments in what follows support.

To explain our result, consider the simplified setting of approximating matrix multiplication of two single tile matrices, $X, W \in \mathbb{R}^{t \times t}$. The matrices X can come from any fixed distribution \mathcal{D}_X . The matrices W are drawn uniformly from a finite population of size N , which we denote \mathcal{W} , and the two matrices are drawn independently of each other. To connect this to actual applications, one should think of \mathcal{W} as a collection of tiles from a pretrained weight matrix of some linear layer which we want to replace with the STL operator, which is the STL-equivalent of matrix pruning. The mathematical reason we restrict \mathcal{W} to be finite is that we want to allow the encodings of $W \in \mathcal{W}$ to be any function, without requiring any structure such as linearity or even smoothness. In other words, the encodings will simply be memorized. The training will optimize over the encoder \mathbf{E}_X , the decoder \mathbf{D} and over these fake encodings. Our notation:

$$\text{FakeEnc}(\mathcal{W}) = \{\text{FakeEnc}(W) \in \mathbb{R}^r \mid W \in \mathcal{W}\}. \quad (8)$$

There is now no need for the W -encoder \mathbf{E}_W . The collection of all values $\text{FakeEnc}(W)$ for $W \in \mathcal{W}$, which be formally denote by $\text{FakeEnc}(\mathcal{W})$, can be thought of, for computational convenience, as a matrix of shape $N \times r$. For a fixed repertory \mathcal{W} , the optimization now becomes

$$\alpha_{STL}^{\mathcal{W}} = \inf_{\substack{\mathbf{E}_X, \mathbf{D} \\ \text{FakeEnc}}} \mathbb{E}_{X, W} [\text{err}(X, W, \mathbf{D}, \mathbf{E}_X, \text{FakeEnc}(W))] \quad (9)$$

where the expectation is over $X \sim \mathcal{D}_X$ and W uniform from \mathcal{W} , and the error function $\text{err}(X, W, \mathbf{D}, \mathbf{E}_X, \text{FakeEnc}(W))$ is the mean average error of the residual:

$$\frac{1}{t^2} \|\text{vec}(XW) - (D^T (\mathbf{E}_X \text{vec}(X) \odot \text{FakeEnc}(W)))\|^2 \quad (10)$$

The fake encoding variables seem to promise an increase in capacity of the learning space we are trying to optimize over, compared to learning over $\mathbf{E}_X, \mathbf{E}_W, \mathbf{D}$. Unfortunately, as the following lemma reveals, this is not the case, and the reason for this is the choice of the Frobenius norm (squared) loss function. We state and prove this disappointing fact as a lemma, but prepare the disappointed reader that in what follows, the fake encodings will show some promise in downstream AI applications, where the loss functions are different.

Lemma A.1. *For any fixed \mathbf{E}_X, \mathbf{D} , the optimal value of $\text{FakeEnc}^*(W)$ minimizing the RHS of (9) is given by the relationship $\text{FakeEnc}^*(W) = \mathbf{F} \text{vec}(W)$ for all $W \in \mathcal{W}$, for some $\mathbf{F} \in \mathbb{R}^{r \times t^2}$ (which we may as well call the effective encoding matrix for W .)*

Proof. The first thing to note about (9) is that the optimization problem can be done independently for each $W \in \mathcal{W}$. Hence let us fix one $W \in \mathcal{W}$ and assume that \mathbf{E}_X, \mathbf{D} are such that the minimizer for (9) is achieved. Now define the corresponding minimization problem specific for W :

$$\alpha_{STL}^{\mathcal{W}}(W) = \inf_{\substack{\mathbf{E}_X, \mathbf{D} \\ \text{FakeEnc}(W)}} \mathbb{E}_X[\text{err}(X, W, \mathbf{D}, \mathbf{E}_X, \text{FakeEnc}(W))] \quad (11)$$

Then clearly $\alpha_{STL}^{\mathcal{W}} = \frac{1}{N} \sum_{W \in \mathcal{W}} \alpha_{STL}^{\mathcal{W}}(W)$. Now let us replace the vector norm in err by its definition, summing squares over all coordinate differences, so err becomes:

$$\frac{1}{t^2} \sum_{i=1}^{t^2} (\text{vec}(XW)_i - \mathbf{D}^T(\mathbf{E}_X \text{vec}(X) \odot (\text{FakeEnc}(W))_i))^2 \quad (12)$$

The expression $\text{vec}(XW)_i$ is clearly a linear function of $\text{vec} W$, with coefficient vector we denote by $\mathbf{Z}_{X,i} \in \mathbb{R}^{t^2}$ that depends on X and i only. Similarly, the expression $\mathbf{D}^T(\mathbf{E}_X \text{vec}(X) \odot (\text{FakeEnc}(W))_i)$ is a linear function of $\text{FakeEnc}(W) \in \mathbb{R}^r$, with a coefficient vector $\mathbf{Z}'_{X,i}$ that depends on X, i only. (Recall that we assume fixed and optimal encoder \mathbf{E}_X and decoder \mathbf{D} in the premise of the lemma, so we omit them in the notation for \mathbf{Z}, \mathbf{Z}'). This allows us to write err as

$$\mathbb{E}_i(\mathbf{Z}_{W,i}^T \text{vec}(W) - \mathbf{Z}'_{W,i} \text{FakeEnc}(W))^2 \quad (13)$$

where the index i is uniformly taken in $[t^2]$. The optimization now becomes that of minimizing:

$$\mathbb{E}_{X,i}(\mathbf{Z}_{W,i}^T \text{vec}(W) - \mathbf{Z}'_{W,i} \text{FakeEnc}(W))^2, \quad (14)$$

over the r variables $\text{FakeEnc}(W)$. Now it is clear that the last minimization is a linear regression with r variables over a distribution of equations. The optimizer $\text{FakeEnc}^*(W)$ is given by

$$\text{FakeEnc}^*(W) = \underbrace{\mathbb{E}_{X,i} [\mathbf{Z}'_{X,i} \mathbf{Z}'_{X,i}{}^T]^{-1} \mathbb{E}_{X,i} [\mathbf{Z}'_{X,i} \mathbf{Z}_{X,i}^T]}_{\text{Solution Matrix}} \text{vec}(W) \quad (15)$$

The Solution Matrix of shape $r \times (t^2)$, independent of W , mapping the original matrix $\text{vec} W$ to its optimal fake encoding, is effectively the desired encoding matrix \mathbf{F} from the Lemma statement. \square

The underwhelming implication of Lemma A.1 is that, when measuring the approximation error of STL vs. MatMul in the $L2$ norm, one cannot gain expressivity from the use of the extra learnable parameters hidden in the fake encoding of the W matrices, compared to the expressivity we get from using a linear encoding function \mathbf{E}_W to encode W . Notice also that the proof did not use the fact that we were working over single tiny $t \times t$ tiles. It just uses the fact that, viewed as a function on activation matrices X , the STL operator for fixed $(W, \mathbf{E}_X, \mathbf{E}_X, \mathbf{D})$, is a linear operator. The lemma conclusion would hold true for matrices of any shape, and lead to the conclusion: Directly optimizing fake encodings for the tiles of a weight matrix W does not effectively buy us more parameters than those already present in the original matrix W , as long as we care about Frobenius norm of the MatMul error.

Interestingly, when training STL for LLM downstream tasks, the actual loss function we are working with is the *perplexity of language prediction* [?], which is quite different than the (layer-wise) L2 norm [?]. Indeed, our experiments below involving training LLMs from scratch using STL (Section 6.2) show the effect of training STL layers in the (fake) encoding space, reassuring that it *does exploit the parameter increase* of the operator.

B Experiments

B.1 Class 0 Experiment: Comparing STL to 2:4 on Random Synthetic Data

In our first experiment, we compared the accuracy of STL with tile size $t = 4$ with various parameters on matrices of size 4×4 (corresponding to a single tile), with different values of r , to that of structured 2:4 pruning. The main technical difficulty of this experiment was training the encoder and decoder matrices $\mathbf{E}_X, \mathbf{E}_W, \mathbf{D}$. As we shall see below, a gradient descent learning strategy is highly dependent on the initialization of the solution.

We will concentrate on tile size $t = 4$ and 4×4 matrices. To define the loss for the 2:4 benchmark, we define a mask operator \mathcal{M} which identifies the 2 highest (in magnitude) coordinates of each column of W , more precisely,

$$\mathcal{M}(W)_{ij} = \begin{cases} 1 & i \in \text{ArgTop2}\{|W_{kj}|\}_{k=1..4} \\ 0 & \text{otherwise} \end{cases} \quad (16)$$

where ArgTop2 returns the two indices of the largest (in absolute value) two elements in a list of elements, breaking ties (say) by preferring lower indices.

The quality of this approach is denoted α and is defined as follows:

$$\alpha_{2:4} := \frac{1}{16} \mathbf{E}_W \min_{\widetilde{W} \in \mathbb{R}^{4 \times 4}} \mathbf{E}_X \|XW - X(\widetilde{W} \odot \mathcal{M}(W))\|_F^2$$

For a fixed W matrix, the minimizer for \widetilde{W} in the last equation can be easily approximated by solving a convex program (in fact, a linear regression problem) over a random large (but fixed) population of X 's. Our experiments have resulted in the following estimate:

$$\alpha_{2:4} \approx 0.53$$

We provide in our accompanying code, a program for repeating this experiment.

Our goal is to obtain a competitive error for approximation of XW using STL. It should be noted that our approximation is dependent on the distribution from which we draw X, W , which is chosen here as Gaussian for the sake of the experiment. In general, if one wishes to approximate a linear layer in a trained network with STL, it could make sense to take the distribution of W to correspond to the empirical distribution of tiles of the pretrained weight matrix, and that of X to come from the actual data of interest flowing through the network.

$$\alpha_{STL} = \min_{\mathbf{E}_X, \mathbf{E}_W, \mathbf{D}} \mathbf{E}_{X, W} \text{err}(X, W, \mathbf{D}, \mathbf{E}_X, \mathbf{E}_W) \quad (17)$$

where err is defined as before, replacing the dependence on $\text{FakeEnc}(W)$ with the W -encoder (recall that we gain nothing by using fake encodings):

$$\frac{1}{16} \|\text{vec}(XW) - (D^T (\mathbf{E}_X \text{vec}(X) \odot \mathbf{E}_W \text{vec}(W)))\|^2$$

Estimates of α_{STL} : We have estimated α_{STL} w.r.t. the Gaussian distribution on X and a fixed random, Gaussian distributed population of W 's by running gradient descent on the encoders and decoders in an attempt to solve the minimization problem defining α_{STL} . We summarize the results in Figure 5. In the accompanying code, we provide a program for repeating this experiment. It turns that our estimates heavily depend on the initialization of the gradient descent algorithm (see below for more details).

It appears from the plot that for approximately $r = 42$, α_{STL} roughly matches $\alpha_{2:4}$. From Figure 4, at $r = 42$ there is little chance to beat 2 : 4 in performance, however, the following should be noted:

1. Our estimation of $\alpha_{2:4}$ is very accurate, because it is calculated by averaging out over a random population of weight matrices W , an estimation of the 2 : 4 pruning error, which is a convex problem.¹² Therefore, our comparisons are STL-optimistic in the sense that it is likely that the true optimal bounds for α_{STL} are better, possibly using better initialization and/or optimization techniques. This is in fact one of the main open questions in this paper.

¹²This is after having chosen the pruned coordinates using the magnitude heuristic. We are aware that there are more advanced methods for pruning, but (a) it is not clear whether those methods really make a difference for 4×4 matrices and (b) there are possibly more advanced ways to optimize for α_{STL} .

2. In the next sections B.3 and B.4 we shall see that, in the context of a real deep network, the accuracy of STL can be close to that of 2:4 for r as little as 34 (in one experiment) and even 24 (in the second experiment). The reason for this improvement from 42 down to 34 is likely due to training fake encodings of W .

B.2 Initialization Issues for Class 0 Experiment

To estimate α_{STL} , we solved a non-convex optimization problem over the encoders and decoders, using gradient descent. Initializing the encoder and decoder parameters randomly gave us suboptimal estimates, compared to the following method, which is based on a pruned version of Strassen’s encoders and decoders used for getting a tensor of rank 49 for multiplying a pair of 4×4 matrices.

If $\mathbf{E}_X^{49}, \mathbf{E}_W^{49}, \mathbf{D}^{49} \in \mathbb{R}^{49 \times 16}$ denote the encoders and decoders for Strassen’s construction, then our construction for initializing the optimization for α_{STL} was done by simple random *pruning* in the encoding-space dimension. More precisely, we chose a random subset I of r integers in [49] (without repetitions), and initialized $\mathbf{E}_X, \mathbf{E}_W, \mathbf{D} \in \mathbb{R}^{r \times 16}$ to be the matrices obtained by extracting the r rows indexed by I from $\mathbf{E}_X^{49}, \mathbf{E}_W^{49}, \mathbf{D}^{49}$, respectively. This rather naïve initialization heuristic already gave significantly better results than random initialization.

The code accompanying this paper implements this method. We leave the quest for better methods to future work.

B.3 Class 2 experiment: Comparing STL to 2:4 Pruning in TinyLLama

We use TinyLlama [ZZWL24] as a language model for the experiment in this section, and SlimPajama [?] as our dataset. The model contains a total of 1.1B parameters. It is a standard decoder transformer language model of 22 blocks, each block containing an attention sub-block followed by a FFN sub-block. Each FFN sub-block contains 3 linear layers which we name using notation from a standard Python code repository by *fc1*, *fc2* and *proj*. The layers *fc1* and *fc2* work in parallel, and their results are combined non-linearly. The combination is then passed through *proj*.

The attention sub-blocks also contain linear layers, but we did not target them in this experiment. Our experiments consist of replacing *fc1*, *fc2*, *proj* in all 22 blocks with STL using tile $t = 4$ and various values of r . Our training consisted of two main steps.

1. Pretraining an STL alternative for each linear layer *separately*. By separately we mean that for each layer $\ell \in [22]$ and for each target linear layer in $\{fc1, fc2, proj\}$, we feed forward instances from the pretrained (original) network with data from our dataset, and extracted the input and output flowing through the target linear layer. This new dataset, syphoned from the trained original network and the dataset, was used to train $\mathbf{E}_X, \mathbf{E}_W, \mathbf{D}$ specific to the target STL replacement, using Frobenius norm. For initialization of $\mathbf{E}_X, \mathbf{E}_W, \mathbf{D}$ we used the result of the encoders and decoders discovered in the synthetic experiments from the previous section on synthetic data.
2. End-to-end Finetuning the model, after replacing all $22 \times 3 = 66$ linear layers with the STL modules initialized in the previous step and passing gradients on all model parameters, including encoders, decoders and fake encodings, and using standard LLM perplexity as loss function.

The two training step pipeline is common in deep learning training recipes, see for example a recent example here [?]. We compared the result with a similar experiment in which we targeted the same set of 66 linear layers, replacing them with 2:4 pruning. The same two training steps were done for the benchmark, namely, (1) we first trained each 2:4 pruned target linear layer in vitro, using data that passed through the target in the original model, and (2) we finetuned the entire model with the replacements, initialized using the output of (1).

The optimization was done on an autoregressive language completion task, and the perplexity utility function. In this setting, a problem arises with STL that needs to be addressed. Training an autoregressive language model is done by passing large batches of input, each input containing context-length (2048 in this case) tokens. Feed forwarding the input through the network results in a prediction represented as a vectors of logits, for all but the last input token. The i ’th logit vector is a probabilistic prediction for the $(i + 1)$ ’th input token. This trick of training *in parallel* large contexts of tokens allows extremely efficient training of LLM’s, which would not have been possible had we trained LLM’s iteratively token by token. In order for this well known trick of the trade to work, the network must have the following crucial property:

Property B.1. *The i ’th output of the network (counting from 0) depends only on input tokens $0..i$.*

Without Property B.1 the network, while trained, could ‘peek’ into future tokens when predicting the $(i + 1)$ ’th token from input tokens $0..i$, contradicting the autoregressive nature of the task.

Now, when replacing one or more of the FFN layers with STL approximations, Property B.1 is violated. Indeed, this happens because STL is not matrix multiplication, and does not (necessarily) satisfy the property that the j 'th row of $X \diamond W$ depends only on the j 'th row if X (holding the weights W fixed). We do however have a weaker autoregressive property that does hold:

Property B.2. *The i 'th output of the network (counting from 0) depends only on input tokens $0..(t\lfloor i/t \rfloor + (t - 1))$.*

In words, Property B.2 means that the autoregressive property happens only in chunks of size t , namely the output logits for positions belonging to the i 'th chunk depend only on input tokens belonging to chunks $0..i$.

This observation allows us to use the same infrastructure for auto-regressive training, by computing the perplexity loss only on tokens in positions $(t - 1)$ modulo t . In our case, we computed the perplexity every $t = 4$ tokens, and trained our model to only predict these tokens. To make the comparison fair, we did the same for the 2:4 experiment. This adjustment allowed us to use readily available training code, while making a fair comparison between STL and 2:4. On the other hand, it is limited in the sense that it cannot produce a model that can be used for actual autoregressive generation. This limitation is, however, not a consequence of failure of Property B.1, but a more fundamental issue related to the fact that STL in the first place is not beneficial for autoregressive generation, especially not in small batches. Indeed, STL is beneficial in compute (not IO) bound computations, and LLM inference is known to be highly IO bound due to the oblong shape of the activation matrices. We discuss this issue and hypothesize where STL could be used in practice in the Section D.

Main Results We ran STL training with $r = 32, 34, 36$. In all cases, we used weight decay parameter 0.1 and used an AdamW optimizer with various learning rates. The best learning rate for the second step of the training was e^{-5} , while for the first step a much higher rate of e^{-2} . To initialize the encoders and decoders in the first step, we used trained matrices that were discovered on random matrices, as done in Case 0 experiment. For 2:4, the learning rate was immaterial for the first step, because it is a convex optimization problem. For the second step, we also found $1e - 5$ to be a good choice.

Qualitatively, we were able to match 2:4 accuracy using STL with rank $r = 34$. Going back to Figure 5, we see that for $n = 16384$, the speedup is around 1.5. It should be noted by comparison that 2:4 speedup is reported to be between 1.3 and 1.9, depending on matrix size. We refer the reader to blogs such as <https://developer.nvidia.com/blog/accelerating-inference-with-sparsity-using-ampere-and-tensorrt/> for more information on the performance of NVIDIA's 2:4 hardware feature.

B.4 Additional Partial Experiment: Training TinyLlama From Scratch

The aforementioned experiment tries to imitate matrix multiplication using STL by training the matrices of linear layers in the original network separately from the others. This pipeline makes sense for the 2 : 4 method (or for any matrix pruning method, for that matter) because matrix pruning is designed exactly to imitate the action of a pretrained weight matrix. An STL layer however can be trained "from scratch", as part of an initially untrained matrix, *without* the intermediate restrictive goal of imitating something else.

In this experiment, we trained TinyLlama from scratch in three separate settings:

- (1) Without any replacements, using the same training recipe as reported in [ZZWL24] on SlimPajama dataset [?].
- (2) Replacing the same 66 linear layer replacements as we did in the experiment reported in the previous section, with STL over tile size $t = 4$. The encoders for X and the decoders were initialized using matrices we discovered for random synthetic data in Class 0 experiment (Appendix B.1. The weight matrices were trained in the (fake) encoding space. The initialization of the fake encodings of the weight matrices was done by first drawing random weight matrices W (as done for the benchmark, original TinyLlama), and then passing the tiles of these (unencoded) W 's through the encoder \mathbf{E}_W (also, as discovered in Class 0 experiment). This initialization was done in order to imitate as closely as possible the initialization of the benchmark original TinyLlama, and may appear at a first glance to beat the purpose of fake encodings. Indeed, if the encodings of tiles of \mathbf{E}_W are obtained by passing (unencoded) tiles through an encoder \mathbf{E}_W , then we don't really gain extra parameters. But the encoder \mathbf{E}_W was used only in initialization, and was then discarded as we trained directly on the gradients with respect to the trainable parameters of the fake encodings, r parameters per 4-by-4 tile. Below we shall detail some interesting insights on the dynamics of the training path of these parameters. For this experiment we tried two different values of r :

(2a) $r = 24$ (2b) $r = 32$

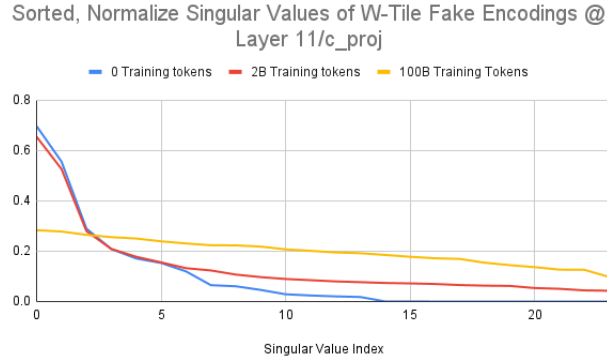


Figure 7

Due to issues arising from the violation of the causality property when using STL, as explained earlier, we had to restrict the loss function to penalize the predictions on tokens at positions $3 \bmod 4$ in the test and validation sets, as we did before. For a fair comparison, this was done for all experiments (1), (2a) and (2b). Due to this altered loss function we were not able to compare to known golden benchmarks for TinyLlama, and our results can only be understood as a comparison between (1), (2a), (2b).

After roughly 280 billion training tokens, the perplexity test error for (1) practically matched that of (2a), and was better by less than relative 0.5% compared to (2b). Beyond the 280 billion tokens, experiment (2a) surpassed experiment (1) in terms of perplexity. We did not continue to run (2b) beyond 280 billion tokens for lack of time. It is interesting to note that before the 280 billion token point, both (2a) and (2b) were well behind (worse) than (1). A reasonable explanation is that, due to the parameter increase in STL with $r > 16$, both (2a) and (2b) can memorize more, and it takes them longer to start generalizing. This also explains why (2b) was slightly worse than (2a), although we expect it to beat both (2a) and (1) by inspecting the training curve derivative at 280 billion tokens. (Note that the net number of predicted tokens on which we computed the perplexity for training was only around 70 billion, because we only calculated perplexity loss every 4'th token). Reports on state-of-the-art training of TinyLlama indicate that the number of tokens needed is in the order of 3 trillion which are 3 epochs over Slim-Pajama dataset. Therefore, our experiments were far from convergence. However, the fact that $r = 24$ and $r = 32$ basically match the original benchmark network at the point at which we prematurely had to stop the experiment is extremely encouraging for STL.

It is interesting to inspect whether the fake encodings that are trained in the experiment are truly "fake" in the sense that they cannot be obtained as a linear function from $4 \times 4 = 16$ coordinates to r coordinates. A simple test that can be used to determine this is by studying the singular values of the trained fake encodings, viewed as a matrix with the rows indexing the tiles of W and the columns indexing the r coordinates of the fake encodings. If the spectrum has a steep decline around the 17'th singular value, then it means that the training was stuck around a solution that does not really have $r > 16$ free variables for each tile. Figure 7 plots the sorted singular values of fake encodings of tiles of the c_proj matrix of layer 11, after 0 training tokens (initialization), after 2B training tokens and after 100B training tokens, in experiment (2a).¹³ The singular values are normalized to have sum of squares equal 1. A first interesting point to note is that upon initialization, the fake encodings decline faster than what we would expect from a random matrix of rank 16. Upon further inspection, this turns out to be an artifact of a property of the encoding matrix E_W that we used itself has a spectrum that declines rapidly, compared to what we would expect from a random rank 16 matrix. This, in turn, is likely to be a result of the initialization heuristic used when training to obtain E_W (see Appendix 6.1). The second and more important thing to note, is that after 100B training tokens the fake encodings spectrum is very smooth, and in fact almost as smooth as that of a random rank $r = 24$ matrix. In other words, the training *does* take advantage of the increased expressivity of the fake encodings, confirming our prediction that training an STL module in the context of a full network allows us to take advantage of increased expressivity of fake encodings, unlike the settings in which we try to directly imitate matrix multiplication with Frobenius norm loss.

¹³Other network locations look similar.

C More Details on STL Replacement in T2T-ViT

In the ViT architecture, and in particular in T2T-ViT [YCW⁺21], the input image is organized as patches. In our case each patch is 16×16 in resolution, resulting in a two dimensional spatial *patch* space of shape 14×14 for images of original resolution 224×224 . Each patch corresponds to a *token* in the language of transformer networks. In addition to the $14 \times 14 = 196$ tokens, an additional "summary" token is appended and used at the end for classification. This results in 197 tokens representing an instance image in the attention network pipeline.

There are two technical challenges with this token space, when viewed under the STL lens.

1. STL with tile size $t = 4$ packs together every 4 coordinates of the (activation) matrix, and 197 is not divisible by 4. We chose to solve this by appending another 3 *null* rows to the activation input matrix X (for each STL layer). When obtaining the output matrix Y , we reduce the dimension from 200 back to 197 by linearly combining the last 4 rows into a single row, using another 4 trainable coefficient parameters. There are other natural choices for this technical detail. For example we could use 4 summary tokens instead of one, but our choice seemed to be the simplest.
2. In the original ViT network architecture, the patches are organized in raster order, and therefore each STL tile packs together 4 patches that visually correspond to a horizontal slab of length 4 patches, plus a wraparound effect due to the indivisibility of 14 by 4. The choice of horizontal (vs. vertical) seems quite arbitrary, and the wraparound effect is quite nasty (for lack of better term). Hence we have reorganized the order of patches, so that each 2×2 *square* of 4 patches would be contiguous in memory, and hence in the activation matrix indexing. This is done once before the attention pipeline and has negligible IO cost, which will become more negligible for larger ViTs.

D Discussion

The results outlined in the aforementioned experiments are admittedly preliminary and limited. As outlined above, they were done in an autoregressive language training setting, which is problematic for STL. More suitable applications include, as an example, image and video generation. More generally, any application in which the activation matrices that flow through the network are fat (and not oblong) regardless of the batch size, are a candidate. Another use case that can be considered is the process of computing the *prefill* in LLM generation, that is, computing the KV-cache corresponding to a very long prompt, in anticipation of generating a completion.

Additionally, it is difficult to compare the levels of effort and time that were invested when optimizing the benchmark method of 2:4 versus the effort and time invested in optimizing the STL replacements. In the 2:4 case, we have been using magnitude based pruning to decide on the pruning mask in advance, guided by weights of a pretrained model. This is justified by what is commonly done in practice but is not necessarily optimal. On the other hand, we have learned in our experimentation that training STL encoders and decoders is far from being a trivial problem. There is a huge space of training methods to explore in this nascent field which we leave for future work.

Finally, we note that activation-activation matrix multiplication is open to STL replacement with little extra complications, compared to the extremely challenging problem of on-the-flow 2 : 4 structured pruning on activation matrices. This is left for further work as well.