

Green Prompting

Marta Adamska, Daria Smirnova, Hamid Nasiri, Zhengxin Yu, and Peter Garraghan

School of Computing and Communications, Lancaster University

Email: {m.adamska, d.smirnova1, h.nasiri, z.yu8, p.garraghan}@lancaster.ac.uk

Abstract—Large Language Models (LLMs) have become widely used across various domains spanning search engines, code generation, and text creation. However, a major concern associated with their adoption is the high cost of inference, impacting both their sustainability and financial feasibility. In this study, we empirically study how different prompt and response characteristics directly impact LLM inference energy cost. We conduct experiments leveraging three open-source transformer-based LLMs across three task types—question answering, sentiment analysis, and text generation. For each inference, we analyzed prompt and response characteristics (length, semantic meaning, time taken, energy consumption). Our results demonstrate that even when presented with identical tasks, models generate responses with varying characteristics and subsequently exhibit distinct energy consumption patterns. We found that prompt length is less significant than the semantic meaning of the task itself. In addition, we identified specific keywords associated with higher or lower energy usage that vary between associated tasks. These findings highlight the importance of prompt design in optimizing inference efficiency. We conclude that the semantic meaning of prompts and certain task-related keywords significantly impact inference costs, leading the way for deeper exploration towards creating energy-adaptive LLMs.

I. INTRODUCTION

Transformer models have revolutionized the AI landscape by enabling faster and more accurate predictions through their innovative use of self-attention mechanisms [1]. The transformer architecture serves as the underlying architecture for most modern Large Language Models (LLMs) and unlike traditional neural networks, they overcome key limitations by making use of multiple attention mechanisms and processing large datasets, which allows one to efficiently capture complex relationships within data. LLMs make use of this architecture for linguistic tasks ranging from medical applications [2], search engines [3], and enhanced code development [4], [5].

Although the versatility and adoption of LLMs are providing societal benefit, their widespread use also raises significant concerns, particularly regarding energy consumption and environmental impact. The carbon footprint and energy usage of an LLM life cycle varies greatly depending on factors such as the geographical location of the data centers and the hardware on which they run [6]. Despite that, the growing demand for more complex and large-scale deployments suggests that the demand for energy for AI applications will grow [7]. There has been a lot of attention to the AI training cost. For example, BLOOM – a 176B parameter model – consumed 433,196 kWh [8]. Another large energy consumer is inference, which uses

the trained model to generate outputs from previously unseen data inputs. For comparison, it is estimated that the energy needed for a single inference for BLOOM was on average 3.96Wh. Although the energy cost of individual inference is small, the inference stage can make up to 65% [9] of the carbon footprint of an AI model’s life cycle due to billions of inference calls, representing significant cost.

Previous studies examine different factors contributing towards LLM energy consumption during inference across model architecture, hardware accelerators [10], [11], parallelism and batching [12], [13], and workload types [14], [15]. Less attention has been given to how prompts and their characteristics impact the energy usage of LLM inference. Prompt engineering, the practice of designing prompts to achieve the desired output, has primarily been used to achieve the best performance in terms of accuracy [16]–[18]. However, the role of prompt optimization in reducing energy consumption of the LLMs remains an open question [8], [19].

While various approaches have been explored to address the challenge of energy consumption during LLM inference, the potential of prompt engineering, different qualities of prompts and responses, in this context remain largely unexplored. To identify the patterns behind energy usage, it is crucial to analyze the impact of different prompt characteristics and determine the key drivers of energy consumption. This issue is particularly significant because prompt characteristics can vary widely in real-world applications.

In this paper, we present an empirical study conducted of LLMs to understand their inference energy cost. All studied models are based on transformer architecture and are similar in parameter size, however their characteristics — vocabulary size, number of hidden layers and training data — cause them to be different from each other. In order to understand the energy patterns in those models, we ran multiple prompts with different qualities, multiple tasks, changing hyper-parameters. Each model was sent the same set of prompts on the same hyper-parameter settings. Energy usage and time taken to respond are the metrics measured during the experimentation.

The results allowed us to gain an insight on which features impact energy consumption. Our findings demonstrated that the length of the response generated by the LLM is a major driver in energy consumption. Experiments suggest that response correctness does not significantly influence the energy consumption. All results are discussed in Section V. This

insight opens the door to understanding LLM inference and consequently, to contributing to more sustainable AI practices.

The main contributions of this paper are as follows:

- 1) We propose an experimental framework that allows to measure and record energy cost associated with multiple one-shot LLM inferences. This framework allows for systematic and repeatable assessment of energy consumption during inference in multiple real-world tasks.
- 2) We analyze responses generated by the models, examining characteristics such as response length in tokens. We find that it has a greater impact on the energy cost than the length of the prompt.
- 3) Finally, we demonstrate that the nature of the task and the semantic meaning of the prompt have a major influence over the response length and energy cost of the inference. Through the series of experiments we show how task complexity has a direct impact on the energy consumption. Additionally, we investigate how specific keywords within a prompt affect the model's responses.

The paper is organized as follows. Section II reviews the related work. Details of the experiment are introduced in Section III. Experimental results are given in Section V. Finally, Section VI concludes this paper.

II. RELATED WORK

In recent years, deep neural networks (DNNs) have shown remarkable capabilities in different tasks and attracted broad attention from researchers. Research and development of these networks requires significant computational resources, leading to a considerable energy demand. Therefore, designing a energy-efficient DNNs is necessary.

Strubell et al. [20] quantified the approximate financial and environmental costs of training various LLMs. In the publication they introduced an approach to compute the total energy consumption of a model by adding up the power consumption of the GPU, CPU, and DRAM and then multiplying this value by the power usage effectiveness (PUE), accounting for the additional energy needed to sustain the entire computing infrastructure [21].

Some works [22], [23] have analyzed the training costs of larger LLMs, Narayanan et al. [23] studied training of the NVIDIA Megatron-LM model. They show how tensor, pipeline, and data parallelism can be composed to scale to thousands of GPUs. Research works such as [24]–[28] focus on developing software packages to track different models' energy usage and carbon emissions. Faiz et al. [28] proposed LLMCarbon, an end-to-end carbon footprint projection model for LLMs. LLMCarbon uses machine learning methods to predict energy consumption and carbon footprint before actual training, enabling better resource allocation.

While numerous research efforts have been dedicated to the training phase of LLMs, only few studies evaluated the inference costs of these models. Canziani et al. [29] was one of the initial research endeavors that focused on the inference

costs. They comprehensively analyzed important metrics such as accuracy, memory footprint, hyperparameters, operations count, inference time, and energy consumption of 14 different DNN models. Li et al. [30] analyzed the patterns in power consumption and energy efficiency of various DNNs and training frameworks. Desislavov et al. [31] focused their analysis on inference floating point operations (FLOPs) required to process one input item. They studied two representative domains, i.e., Computer Vision (CV) and Natural Language Processing (NLP). They employed the ImageNet [32] benchmark for CV and General Language Understanding Evaluation (GLUE) [33] for NLP.

In [34], the authors studied the computational and energy utilization of inference with LLMs. They used LLaMa 7B, 13B, and 65B as baselines. The experiments were conducted on two commonly used GPUs, NVIDIA V100 and A100, running two different datasets, Alpaca [35] and GSM8K [36]. The article benchmarks models' performance, but does not explore the reasons behind the observed patterns.

III. ANALYSIS DESIGN

The primary objective of this study is to discover characteristics in the LLM inference energy usage, specifically focusing on the impact of different types of prompts and hyperparameters. We propose a framework, that allows each of three open-source models to be exposed to an identical scenarios, where they are given a set of prompts with predefined hyperparameter setting and asked to generate a response. For every inference, we record time taken and energy used to generate the response, alongside the response provided by the model. 1 represents the process and its components: Model Selection step, Experiment engine, Input and Output data.

Upon receiving a prompt, a dedicated program based on ZEUS library was activated to measure the time and energy consumed by the GPU during inference. All data collected during this process was stored in a remote database on a separate machine, and accessed via SSH to prevent interference with the GPU performance.

Model selection For each experiment, a single model was deployed as part of the experimental framework designed to evaluate performance and energy efficiency. To achieve balance between performance and efficiency, three 7-billion-parameter LLMs were selected for the experiments. This hyperparameter size was specifically chosen to ensure the models could deliver strong performance without exceeding resource constraints. All of the selected models are open-source, built on the Transformer architecture, and fine-tuned for chatbot applications. Despite sharing the same foundational architecture, each model represents a distinct family: Mistral 7B from the Mistral family, Gemma 7B from Gemma, and Vicuna 7B from Llama.

Accessing the models was possible through HuggingFace. Selection was based on popularity of the models as well as their capabilities (i.e., reasoning, question answering, generation). Moreover, it was important that the models were

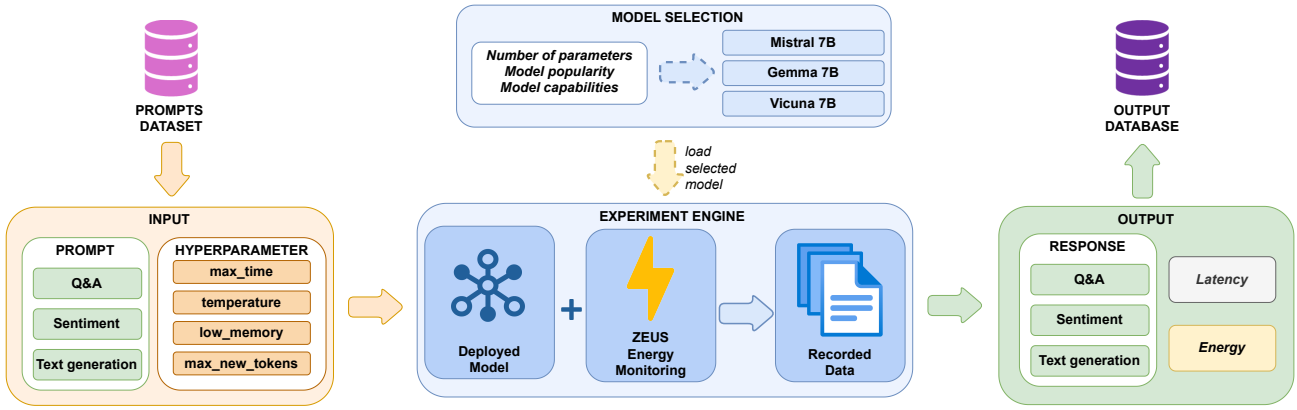


Fig. 1: Diagram of framework designed to conduct the experiments.

compact enough to run on a single A100 GPU that was available for the entire duration of the experiments.

Input The model’s performance was tested on three categories of input prompts. Based on findings from preliminary study, the focus was placed on three key tasks that demonstrated both high accuracy and efficient response times: question answering (Q&A), sentiment analysis, and text generation. Each category contained 1000 questions from three databases, which was done to introduce diversity in the tested scenarios.

In order to check more test case scenarios, we created a set of hyperparameters. The hyperparameter allow for a higher level of control over the inference/generated response. Prompt combined with a hyperparameter combination are sent to the model following JSON-format message.

Output The collected data consists of model-generated answers paired with their corresponding prompts. To enable thorough analysis, we also recorded the energy consumption and inference latency associated with generating each answer. The data is organized by model and the dataset from which each prompt was sourced. Additionally, we saved all relevant hyperparameter settings for reference.

Experiment engine The experimental setup consists of two primary components: the deployed model and a program designed to measure the energy consumption of the hardware. The energy monitoring program is activated each time a new prompt is sent to the language model and ceases recording upon the completion of the generation process. All recorded data, is subsequently sent to the database for further analysis.

Control variables This study investigates what factors influence energy usage of LLM inference. In order to achieve the most comprehensive results we study specific control variables, that can be highly indicative of influencing energy usage. The control variables were identified via an preliminary study of LLM deployments.

Models To ensure the results reflect a broader characteristics of transformer architecture rather than a single model, we conduct experiments on three models. Each model belongs to

a different family, introducing subtle architectural variations and unique training datasets. The selected models are:

- **Mistral 7B** [37] was developed by MistralAI and performs well on multiple benchmarks. It is fully open source. The model utilizes sliding attention window and grouped query attention for more efficient inference. Mistral was trained with 8K context window.
- **Gemma 7B** [38] is a model from Google, based on their powerful Gemini. It was train on text, code and mathematical data. The model stands out due to its improved mathematical abilities. Similarly to Mistral, Gemma’s context window is 8K tokens.
- **Vicuna 7B** [39] is a finetuned version of Llama 2 and was developed by LMSYS. The model was designed with research in mind and is fully open source. It has the smallest context window among the studied models, with a limit of 2048 tokens.

TABLE I: Comparison of model architectures

Model	# Hidden Layers	# Attention Heads	Vocabulary Size
Gemma 7B	28	16	256000
Mistral 7B	32	32	32000
Vicuna 7B	32	32	32000

Hyperparameters Given the constraints of time and computational resources, it was not feasible to explore the entire hyperparameter space. Instead, a subset was selected for evaluation, and the values were incrementally adjusted to optimize model performance. For this study, the following hyperparameters were selected for adjustment, and each model was evaluated across all hyperparameter settings:

- **temperature [0.3, 0.5, 0.7]** - larger temperature settings allows the model to sample from a wider range of possible tokens. This means, that responses with higher setting could become more diverse and therefore longer.
- **max_time [4s, 10s, no limit]** - is used to set a time limit on how long the model is allowed to run during the

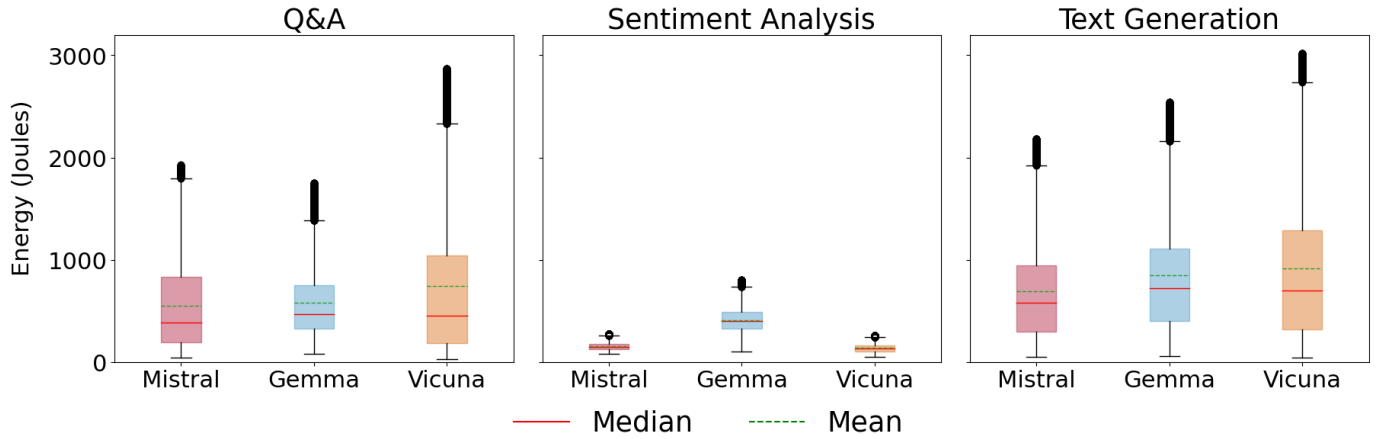


Fig. 2: Energy consumption measured during inference for each model and task.

generation process. It imposes a hard stop on the time the model can spend generating output, regardless of how many tokens have been generated.

- **max_new_tokens [10, 50, 100]** - this hyperparameter is used to control the maximum number of tokens that the model is allowed to generate in response to a prompt.
- **low_memory [True, False]** - the primary goal is to reduce the amount of memory required by the model, usually by limiting the number of layers or operations that need to be stored in memory at a given time.

Task To gain deeper insights into energy consumption, we evaluated the models across a range of tasks, each characterized by distinct prompt and response length requirements. These variations in task parameters may lead to differing energy usage patterns across tasks. Although the tasks vary, they were selected based on model’s capabilities which include: question-answering, sentiment analysis, and text-generation. Since most datasets available online focus on one specific type of task, it was necessary to create a custom dataset by combining prompts from those categories.

- **Q&A** category of prompts consists of reading comprehension questions based on a set of Wikipedia articles and instruction-following prompts with context. This task is composed out of SQuAD [40], GPT4 [41] and WebGLM-QA [42] datasets.
- **Sentiment analysis** category, using binary classification, includes IMDB movie reviews [43], Yelp reviews [44], and Twitter posts [45]. It is important to note, that for sentiment analysis tasks we specify that the response should only consist of JSON-type string containing the sentiment ‘positive’ or ‘negative’. The text generation dataset includes tasks such as text rewriting, summarization, classification, and extraction.
- **Text generation** task aims for the model to generate text resembling human writing. Prompts of this type often ask to rewrite complex passages or to provide descriptions of events and tend to receive the longest responses. Datasets

for this task are OpenOrca [46], HelpSteer [47] and GPTeacher General-Instruct [48].

Using multiple datasets within each task was necessary to enhance data variability. This approach allows for monitoring energy usage under diverse conditions and reduces the influence of bias towards any single data source. It also helps to ensure that experimental results are not skewed due to features of a single data source. The final dataset contained 9,000 entries and included 3,000 prompts from each task category. If available, context was integrated with the prompt.

IV. EXPERIMENT SETUP

Prompts were curated and stored in a centralized database. During the experiments, models were deployed one at a time. Each model received prompts, with one prompt being retrieved at a time from the database. The prompt, along with the corresponding hyperparameter settings, was sent to the model in JSON format for processing. This approach ensured that each prompt was handled consistently across all models under identical conditions.

Combining 99 unique LLM model deployment configurations with 9,000 distinct prompts, generated a total of 891,000 unique experimental runs.

Metrics By recording both the inference costs and the model configurations, we ensured that detailed comparisons could be made across models, with consistent tracking of performance and resource utilization.

- **Energy consumption** To conduct a comprehensive study on the impact of prompt characteristics on energy consumption, we systematically collected data on energy usage for each inference. Energy usage was gathered using ZEUS, a service designed to measure GPU energy usage. To ensure the accuracy of our results, we conducted the experiment on a single GPU, carefully controlling the environment by limiting the operation to only the services essential for the experiment. This controlled setup minimized any potential noise variables, allowing

for precise measurements of energy consumption across different prompt configurations.

- **Latency** In addition to measuring energy consumption, we also recorded the time taken by the model to process each prompt, from the moment the input was received to the finalization of the output.
- **Response length** Measured in tokens, as a metric provides critical insight into the resource demands and performance efficiency of each model under evaluation. Output length as a metric adds a layer of granularity to performance analysis, enabling a more nuanced comparison across model configurations.

Analysis setup For the main experiments, a dataset of prompts was used to systematically evaluate the models. Each prompt was processed sequentially, with the time taken for execution and the GPU energy consumption recorded for each instance. The cost of inference was measured using ZEUS library, which utilizes NVML to get reliable results for NVIDIA GPU energy consumption. The responses generated by the models were stored alongside the performance metrics, enabling a comprehensive analysis of both computational efficiency and model output quality.

Energy Measurement For energy consumption measurements, the ZEUS library [49] was employed. ZEUS utilizes the NVIDIA Management Library (NVML), providing reliable energy usage data for NVIDIA GPUs. The program recorded both inference time and energy consumption. **Data Collection** After processing each prompt we collect the model’s response, energy measured and inference latency. This data, alongside the prompt, hyperparameter settings, and model and prompt dataset name was logged into the database. This structured data collection allowed for accurate, model-specific energy analysis during post-experiment assessments.

Computational resources Experiments ran on a local Ubuntu 20.04.6 cluster with a setup made up of Intel Xeno Gold 6336Y (96 cores) at 2 GHz, two NVIDIA A100 GPUs, and 128 GB of RAM. While the system is comprised of two A100s we only utilise one to ensure correct energy isolation and eliminate noise during the experiments.

V. ANALYSIS RESULTS

Our main goal is to evaluate factors influencing the energy consumption of three LLMs. In the evaluation, we focus on the cost—energy and time—as well as word and token count. Additionally, we pay attention to distinctive elements such as the presence of emoticons and keywords. We disabled model quantization and left other optimization techniques for future work. While we recognize the importance of correctness and quality of the provided responses (particularly for less subjective tasks), this is beyond the scope of this study. Each of the tested models was provided with identical set of prompts using datasets detailed in Section III, with time and energy consumption measured for every inference. This section introduces analysis of the prompts, resulting responses, and the associated performance metrics. The initial analysis

examined the correlation between latency (response time) and energy usage.

Response length Analyzing the energy cost in relation to response length revealed a strong correlation between the two. As shown in Figure 3, longer responses consistently result in higher energy consumption. This observation was further confirmed by a Pearson correlation analysis, which revealed a correlation coefficient of 0.9, indicating a very strong positive relationship. This indicates that response length is one of the most significant factors influencing energy consumption during LLM inference. This is due to the nature of LLMs: as more tokens are generated, the model must perform additional computations at each step to predict and select the next token. This process involves evaluating a probability distribution over the model’s vocabulary, often represented in the form of log probabilities (logprobs), which represent the confidence of the model for the possible token choice. Models also utilize mechanisms such as self-attention, to maintain coherence and relevance in the output. As a result, inference costs scale with sequence length, leading to increased computational demands over time. This is a very important baseline for the following analysis, as we explore the factors that might lead models to generate longer, and therefore more energy-intensive, responses.

Model Each of the models was presented with the same set of prompts. From the results we notice that each of the models used on average a different amount of energy. Mistral was the model with the lowest average energy consumption of 547 J. On the other hand, Gemma needed the most energy 727 J and Vicuna 700 J. Detailed comparison of the model’s energy usage can be seen on Figure 2.

All models were executed on the same hardware and received the same set of tasks, ensuring a consistent testing environment that enabled precise and reliable energy consumption measurements while isolating generated responses as the primary factor contributing to variations in energy usage and model performance.

We found two potential reasons for those differences. First reason is the varying length of the responses. We notice that Gemma is the most verbose among the models. Second reason we identified is per token cost. We observed that on average Gemma needs the least energy per generated token (0.1 J), while Mistral and Vicuna tend to use more energy, 0.11 J and 0.12 J respectively. The further reasons for the observed differences can be attributed to differences in the training data [50] – models trained on longer texts such as articles and books have tendency to generate longer responses, predict the End of Sequence token later, whereas models trained on social media posts tend towards concise output. Moreover, longer responses can also result from architectural adjustments. Despite all of the selected models being transformers, all of them have unique features – as we can see in Table I, Gemma’s vocabulary size is 8 times larger than both Mistral’s and Vicuna’s vocabulary. This allows the model to have a bigger choice of available tokens, therefore resulting in longer responses.

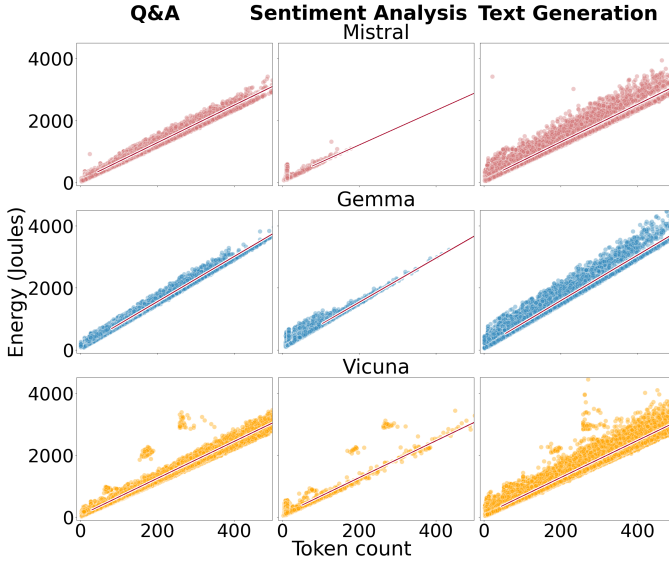


Fig. 3: Scatter plots representing energy usage in relation to response length measured in tokens.

Prompt length In contrary to response length, the number of tokens in a prompt does not seem to have a big influence over the energy used during inference. While Figure 4 shows a correlation between the prompt length and energy usage, it is not as strong as correlation between task and energy usage. Our experiments demonstrate that it is the semantic meaning of the prompt rather than its length that are more significant. This topic is further explored in the following paragraphs.

Energy per task Distinct variations in energy usage can also be observed across different tasks. As shown in Figure 2, sentiment analysis required the least energy among all the tasks across the models, with all models remaining below 500 J. Additionally, all models exhibited the lowest variability in energy consumption for sentiment analysis, indicating the most consistent performance across runs. In contrast, both the Q&A and text generation tasks demonstrated significant variability in energy consumption, with Vicuna showing the largest deviations between minimum and maximum energy usage in both cases, which can also be noted on Figure 2. Despite Vicuna’s tendency to using more energy, all of the models average around 500 J in Q&A and text generation. The observed differences in energy usage across tasks can be attributed to the nature of the tasks themselves. For instance, sentiment analysis tends to consume less energy because it typically requires concise responses. In contrast, tasks like Q&A and text generation often involve more complex demands, such as writing a story or describing a person’s life, which require more verbose and detailed outputs. As a result, the semantic complexity and meaning of the prompt play a significant role in determining the energy consumption of the model when generating a response.

Keywords To further investigate task-specific differences, we conducted an analysis of keywords, hypothesizing that

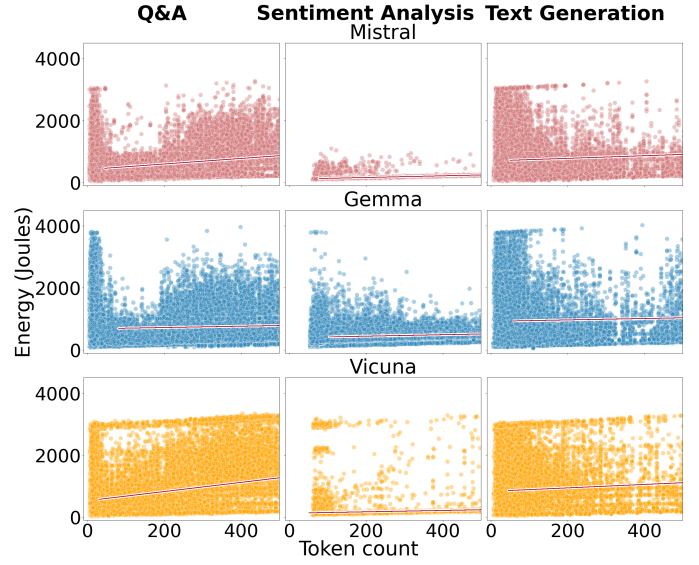


Fig. 4: Scatter plots representing energy usage in relation to prompt length measured in tokens.

certain words might correlate with higher energy consumption. We compiled a list of 50 common keywords (e.g., command terms) frequently appearing in our prompt dataset. For each keyword, we calculated the mean energy consumption and its frequency across the database. Tables IIa-IIc present keywords sorted in a descending order by the average energy consumption, with 5 of the highest and lowest mean energy consumption for each model and task. As shown in the tables, pattern can be observed in both Q&A and text generation tasks, which are among the most energy-demanding categories. For instance, words *analyse* and *explain* consistently appear among the top energy-consuming keywords across all models in these tasks, whereas *classify* is positioned at the lower end of the list. For sentiment analysis the keyword *explain* is also among the top contributors to energy consumption, while *analyse* and *summarize* appear near the bottom, indicating lower energy usage for prompts containing these terms.

According to our analysis models largely share the most and least energy consuming words. The top words can be found in Tables IIa–IIc.

Words that correlate with smaller energy usage typically appear in tasks that require more concise responses: *analyse* is commonly seen in sentiment analysis tasks. However, *explain* is much more common in text generation, where the model is asked to provide a detailed description. This results provide preliminary evidence that certain keywords lead to a higher energy consumption by being associated with more verbose responses. This topic remains to be explored in a further, targeted study.

Emoticons We noticed that Vicuna frequently incorporates emoticons in its responses, this prompted us to investigate whether this characteristic impacts energy consumption. We identified all prompts that produced responses with emoticons,

TABLE II: Keywords with highest to lowest average energy consumption for tested models, *mean* - represents average energy usage during inference for prompts containing the keyword in Joules, *count* - number of prompts that contain the given keyword, *STD* - standard deviation of energy measured during inference for prompts containing the keyword in Joules.

(a) Mistral 7B

Q&A				SENTIMENT ANALYSIS				TEXT GENERATION			
Keyword	Mean (J)	Count	STD (J)	Keyword	Mean (J)	Count	STD (J)	Keyword	Mean (J)	Count	STD (J)
<i>justify</i>	1040.57	55	538.34	<i>identify</i>	276.96	110	89.96	<i>analyse</i>	1618.70	33	1209.82
<i>analyse</i>	950.17	11	384.34	<i>classify</i>	272.63	11	11.38	<i>recommend</i>	1086.18	759	860.39
<i>measure</i>	854.66	858	516.59	<i>build</i>	259.65	396	105.71	<i>measure</i>	1072.40	682	793.63
<i>create</i>	847.59	3146	635.12	<i>explain</i>	258.76	517	112.35	<i>report</i>	1050.26	1925	769.57
<i>explain</i>	808.61	1793	520.94	<i>create</i>	255.19	583	103.24	<i>list</i>	1038.62	4224	796.74
⋮				⋮				⋮			
<i>list</i>	643.93	3597	554.68	<i>measure</i>	207.76	66	64.78	<i>identify</i>	718.80	1441	614.87
<i>summarize</i>	589.14	297	444.87	<i>recommend</i>	203.21	1991	70.07	<i>generate</i>	712.36	3608	632.56
<i>translate</i>	507.14	253	434.45	<i>summarize</i>	178.08	11	8.69	<i>justify</i>	619.76	2981	554.13
<i>write</i>	498.88	2310	575.62	<i>analyse</i>	169.36	33000	65.83	<i>classify</i>	514.57	671	593.24
<i>classify</i>	312.62	352	360.65	<i>provide</i>	169.36	33000	65.83	<i>translate</i>	482.65	1452	577.78

(b) Gemma 7B

Q&A				SENTIMENT ANALYSIS				TEXT GENERATION			
Keyword	Mean (J)	Count	STD (J)	Keyword	Mean (J)	Count	STD (J)	Keyword	Mean (J)	Count	STD (J)
<i>justify</i>	1190.35	55	828.73	<i>classify</i>	592.44	11	169.31	<i>analyse</i>	1481.02	33	783.95
<i>explain</i>	937.99	1793	680.39	<i>justify</i>	546.97	33	174.56	<i>write</i>	1236.50	6193	997.69
<i>create</i>	882.19	3146	703.64	<i>identify</i>	530.60	110	175.00	<i>explain</i>	1229.17	4191	860.36
<i>summarize</i>	857.07	297	652.69	<i>explain</i>	508.90	517	200.33	<i>recommend</i>	1152.60	759	865.12
<i>generate</i>	854.90	1749	680.56	<i>build</i>	508.43	396	197.94	<i>create</i>	1144.53	2189	891.24
⋮				⋮				⋮			
<i>list</i>	684.53	3597	510.98	<i>measure</i>	461.43	66	171.65	<i>identify</i>	917.47	1441	659.01
<i>review</i>	671.66	693	568.30	<i>translate</i>	447.70	55	110.76	<i>justify</i>	875.81	2981	614.45
<i>report</i>	648.00	1496	518.90	<i>analyse</i>	443.09	33000	222.65	<i>generate</i>	820.98	3608	701.98
<i>translate</i>	594.33	253	532.41	<i>provide</i>	443.09	33000	222.65	<i>translate</i>	790.62	1452	682.50
<i>classify</i>	500.83	352	427.33	<i>summarize</i>	438.93	11	241.45	<i>classify</i>	766.77	671	559.50

(c) Vicuna 7B

Q&A				SENTIMENT ANALYSIS				TEXT GENERATION			
Keyword	Mean (J)	Count	STD (J)	Keyword	Mean (J)	Count	STD (J)	Keyword	Mean (J)	Count	STD (J)
<i>analyse</i>	1745.43	11	1176.18	<i>identify</i>	313.28	110	420.13	<i>analyse</i>	1641.44	33	1391.10
<i>justify</i>	1481.03	55	932.86	<i>build</i>	296.53	396	385.25	<i>report</i>	1343.15	1925	1012.98
<i>measure</i>	1241.66	858	1004.94	<i>translate</i>	278.89	55	451.89	<i>measure</i>	1303.94	682	997.37
<i>recommend</i>	1194.01	506	971.83	<i>explain</i>	263.94	517	276.24	<i>recommend</i>	1266.19	759	1089.04
<i>develop</i>	1167.46	2343	991.37	<i>develop</i>	261.95	660	256.89	<i>design</i>	1263.05	1419	968.40
⋮				⋮				⋮			
<i>list</i>	858.66	3597	843.39	<i>recommend</i>	198.65	1991	207.69	<i>provide</i>	1028.09	7645	913.81
<i>translate</i>	832.52	253	985.83	<i>measure</i>	186.90	66	32.97	<i>justify</i>	920.79	2981	751.47
<i>summarize</i>	808.72	297	805.23	<i>analyse</i>	181.86	33000	282.57	<i>identify</i>	913.32	1441	738.02
<i>write</i>	718.13	2310	832.41	<i>provide</i>	181.86	33000	282.57	<i>classify</i>	718.12	671	750.47
<i>classify</i>	560.62	352	767.94	<i>summarize</i>	158.67	11	6.45	<i>translate</i>	706.52	1452	815.36

revealing that Vicuna included emoticons in over 40% of its replies, whereas other models used emoticons in less than 1% of their responses. To assess the potential influence of emoticons on energy consumption, we measured energy usage associated with these responses. The results indicate that, in general, responses containing emoticons do not significantly increase energy demands for Gemma or Mistral, with coefficient of approximately 0. However, for Vicuna, this correlation is stronger, with about 0.15, and especially for shorter responses, the correlation between emoticon use and energy consumption reached about 0.25.

VI. CONCLUSION

In this paper we explored which characteristics of prompts and model responses have the biggest influence over energy

used for inference. We observe that energy usage is tightly correlated with response length, meaning that longer responses proportionally use more energy than the shorter ones. We also note that the length of a prompt does not directly influence the cost, but it is the semantic meaning that is the key factor. To illustrate that, more open-ended tasks such as text generation tend to produce longer answers. This tendency comes from the broader scope, lack of specificity and explicitly requested longer content. Although this observation is high-level, it opens the door for a deeper discussion on prompt ambiguity and usage of certain keywords which might impact the response length as well as the quality. Moreover, despite the models being based on transformer architecture, we can observe different patterns in response length and energy consumption. While Gemma had the lowest cost per token,

on average it produced the longest responses, which led to the highest average cost in total, compared to Mistral and Vicuna. Models learn from examples in the data where a piece of text naturally ends, helping it predict the end-of-sequence token appropriately. The exploration of this topic is particularly challenging due to the lack of transparency related to training data. This research opens a door for exploration for multiple studies that explore cost and complexity of models. Main takeaway from this work is that semantic meaning of a prompt can significantly influence inference cost. Keywords also play a significant role in the prompt and response length; however this area remains open to explore in the following studies, where it would be possible to explore in more detail which keywords cause lower or higher energy consumption.

VII. ACKNOWLEDGMENTS

This work was supported by the Engineering and Physical Sciences Research Council (Fellowship number EP/V007092/1).

REFERENCES

- [1] A. Vaswani, N. Shazeer, N. Parmar, J. Uszkoreit, L. Jones, A. N. Gomez, L. Kaiser, and I. Polosukhin, "Attention is all you need," *Advances in Neural Information Processing Systems*, 2017.
- [2] A. J. Thirunavukarasu, D. S. J. Ting, K. Elangovan, L. Gutierrez, T. F. Tan, and D. S. W. Ting, "Large language models in medicine," *Nature medicine*, vol. 29, no. 8, pp. 1930–1940, 2023.
- [3] Microsoft. [Online]. Available: <https://www.bing.com/>
- [4] Z. Zeng, H. Tan, H. Zhang, J. Li, Y. Zhang, and L. Zhang, "An extensive study on pre-trained models for program understanding and generation," in *Proceedings of the 31st ACM SIGSOFT international symposium on software testing and analysis*, 2022, pp. 39–51.
- [5] S. Bubeck, V. Chadrsekaran, R. Eldan, J. Gehrke, E. Horvitz, E. Kamar, P. Lee, Y. T. Lee, Y. Li, S. Lundberg *et al.*, "Sparks of artificial general intelligence: Early experiments with gpt-4," 2023.
- [6] E. Strubell, A. Ganesh, and A. McCallum, "Energy and policy considerations for modern deep learning research," in *Proceedings of the AAAI conference on artificial intelligence*, vol. 34, no. 09, 2020, pp. 13 693–13 696.
- [7] IEA, 2024, licence: CC BY 4.0. [Online]. Available: <https://www.iea.org/reports/electricity-2024>
- [8] A. S. Luccioni, S. Viguier, and A.-L. Ligozat, "Estimating the carbon footprint of bloom, a 176b parameter language model," *Journal of Machine Learning Research*, vol. 24, no. 253, pp. 1–15, 2023.
- [9] C.-J. Wu, R. Raghavendra, U. Gupta, B. Acun, N. Ardalani, K. Maeng, G. Chang, F. Aga, J. Huang, C. Bai *et al.*, "Sustainable ai: Environmental implications, challenges and opportunities," *Proceedings of Machine Learning and Systems*, vol. 4, pp. 795–813, 2022.
- [10] G. Armeniakos, G. Zervakis, D. Soudris, and J. Henkel, "Hardware approximate techniques for deep neural network accelerators: A survey," *ACM Computing Surveys*, vol. 55, no. 4, pp. 1–36, 2022.
- [11] H. Khan, A. Khan, Z. Khan, L. B. Huang, K. Wang, and L. He, "Npe: An fpga-based overlay processor for natural language processing," *arXiv preprint arXiv:2104.06535*, 2021.
- [12] P. Patel, E. Choukse, C. Zhang, A. Shah, Í. Goiri, S. Maleki, and R. Bianchini, "Splitwise: Efficient generative llm inference using phase splitting," in *2024 ACM/IEEE 51st Annual International Symposium on Computer Architecture (ISCA)*. IEEE, 2024, pp. 118–132.
- [13] A. Agrawal, N. Kedia, A. Panwar, J. Mohan, N. Kwatra, B. Gulavani, A. Tumanov, and R. Ramjee, "Taming {Throughput-Latency} tradeoff in {LLM} inference with {Sarathi-Serve}," in *18th USENIX Symposium on Operating Systems Design and Implementation (OSDI 24)*, 2024, pp. 117–134.
- [14] Q. Hu, Z. Ye, Z. Wang, G. Wang, M. Zhang, Q. Chen, P. Sun, D. Lin, X. Wang, Y. Luo *et al.*, "Characterization of large language model development in the datacenter," in *21st USENIX Symposium on Networked Systems Design and Implementation (NSDI 24)*, 2024, pp. 709–729.
- [15] J. Stojkovic, E. Choukse, C. Zhang, I. Goiri, and J. Torrellas, "Towards greener llms: Bringing energy-efficiency to the forefront of llm inference," *arXiv preprint arXiv:2403.20306*, 2024.
- [16] S. Arora, A. Narayan, M. F. Chen, L. Orr, N. Guha, K. Bhatia, I. Chami, and C. Re, "Ask me anything: A simple strategy for prompting language models," in *The Eleventh International Conference on Learning Representations*, 2022.
- [17] J. Cheng, X. Liu, K. Zheng, P. Ke, H. Wang, Y. Dong, J. Tang, and M. Huang, "Black-box prompt optimization: Aligning large language models without model training," *arXiv preprint arXiv:2311.04155*, 2023.
- [18] S. Vatsal and H. Dubey, "A survey of prompt engineering methods in large language models for different nlp tasks," *arXiv preprint arXiv:2407.12994*, 2024.
- [19] S. Luccioni, Y. Jernite, and E. Strubell, "Power hungry processing: Watts driving the cost of ai deployment?" in *Proceedings of the 2024 ACM conference on fairness, accountability, and transparency*, 2024, pp. 85–99.
- [20] E. Strubell, A. Ganesh, and A. McCallum, "Energy and policy considerations for deep learning in nlp," 01 2019, pp. 3645–3650.
- [21] G. Bai, Z. Chai, C. Ling, S. Wang, J. Lu, N. Zhang, T. Shi, Z. Yu, M. Zhu, Y. Zhang *et al.*, "Beyond efficiency: A systematic survey of resource-efficient large language models," *arXiv preprint arXiv:2401.00625*, 2024.
- [22] M. Shoenybi, M. Patwary, R. Puri, P. LeGresley, J. Casper, and B. Catanzaro, "Megatron-lm: Training multi-billion parameter language models using model parallelism," *arXiv preprint arXiv:1909.08053*, 2019.
- [23] D. Narayanan, M. Shoenybi, J. Casper, P. LeGresley, M. Patwary, V. Korthikanti, D. Vainbrand, P. Kashinkunti, J. Bernauer, B. Catanzaro *et al.*, "Efficient large-scale language model training on gpu clusters using megatron-lm," in *Proceedings of the International Conference for High Performance Computing, Networking, Storage and Analysis*, 2021, pp. 1–15.
- [24] V. Schmidt, K. Goyal, A. Joshi, B. Feld, L. Conell, N. Laskaris, D. Blank, J. Wilson, S. Friedler, and S. Luccioni, "Codecarbon: estimate and track carbon emissions from machine learning computing (2021)," DOI: <https://doi.org/10.5281/zenodo.4658424>, 2021.
- [25] L. F. W. Anthony, B. Kanding, and R. Selvan, "Carbontracker: Tracking and predicting the carbon footprint of training deep learning models," *arXiv preprint arXiv:2007.03051*, 2020.
- [26] P. Henderson, J. Hu, J. Romoff, E. Brunsell, D. Jurafsky, and J. Pineau, "Towards the systematic reporting of the energy and carbon footprints of machine learning," *Journal of Machine Learning Research*, vol. 21, no. 248, pp. 1–43, 2020.
- [27] A. Lacoste, A. Luccioni, V. Schmidt, and T. Dandres, "Quantifying the carbon emissions of machine learning," *arXiv preprint arXiv:1910.09700*, 2019.
- [28] A. Faiz, S. Kaneda, R. Wang, R. Osi, P. Sharma, F. Chen, and L. Jiang, "Llmcarbon: Modeling the end-to-end carbon footprint of large language models," *arXiv preprint arXiv:2309.14393*, 2023.
- [29] A. Canziani, A. Paszke, and E. Culurciello, "An analysis of deep neural network models for practical applications," *arXiv preprint arXiv:1605.07678*, 2016.
- [30] D. Li, X. Chen, M. Becchi, and Z. Zong, "Evaluating the energy efficiency of deep convolutional neural networks on cpus and gpus," in *2016 IEEE international conferences on big data and cloud computing (BDCloud), social computing and networking (SocialCom), sustainable computing and communications (SustainCom)(BDCloud-SocialCom-SustainCom)*. IEEE, 2016, pp. 477–484.
- [31] R. Desislavov, F. Martínez-Plumed, and J. Hernández-Orallo, "Trends in ai inference energy consumption: Beyond the performance-vs-parameter laws of deep learning," *Sustainable Computing: Informatics and Systems*, vol. 38, p. 100857, 2023.
- [32] O. Russakovsky, J. Deng, H. Su, J. Krause, S. Satheesh, S. Ma, Z. Huang, A. Karpathy, A. Khosla, M. Bernstein *et al.*, "Imagenet large scale visual recognition challenge," *International journal of computer vision*, vol. 115, pp. 211–252, 2015.
- [33] A. Wang, A. Singh, J. Michael, F. Hill, O. Levy, and S. R. Bowman, "Glue: A multi-task benchmark and analysis platform for natural language understanding," *arXiv preprint arXiv:1804.07461*, 2018.

- [34] S. Samsi, D. Zhao, J. McDonald, B. Li, A. Michaleas, M. Jones, W. Bergeron, J. Kepner, D. Tiwari, and V. Gadepally, "From words to watts: Benchmarking the energy costs of large language model inference," in *2023 IEEE High Performance Extreme Computing Conference (HPEC)*. IEEE, 2023, pp. 1–9.
- [35] R. Taori, I. Gulrajani, T. Zhang, Y. Dubois, X. Li, C. Guestrin, P. Liang, and T. B. Hashimoto, "Stanford alpaca: An instruction-following llama model," 2023.
- [36] K. Cobbe, V. Kosaraju, M. Bavarian, M. Chen, H. Jun, L. Kaiser, M. Plappert, J. Tworek, J. Hilton, R. Nakano *et al.*, "Training verifiers to solve math word problems," *arXiv preprint arXiv:2110.14168*, 2021.
- [37] A. Q. Jiang, A. Sablayrolles, A. Mensch, C. Bamford, D. S. Chaplot, D. de las Casas, F. Bressand, G. Lengyel, G. Lample, L. Saulnier, L. R. Lavaud, M.-A. Lachaux, P. Stock, T. L. Scao, T. Lavril, T. Wang, T. Lacroix, and W. E. Sayed, "Mistral 7b," 2023.
- [38] G. Team, T. Mesnard, C. Hardin, and R. D. *et al.*, "Gemma: Open models based on gemini research and technology," 2024.
- [39] W.-L. Chiang, Z. Li, Z. Lin, Y. Sheng, Z. Wu, H. Zhang, L. Zheng, S. Zhuang, Y. Zhuang, J. E. Gonzalez, I. Stoica, and E. P. Xing, "Vicuna: An open-source chatbot impressing gpt-4 with 90%* chatgpt quality," 2023.
- [40] P. Rajpurkar, R. Jia, and P. Liang, "Know what you don't know: Unanswerable questions for squad," *CoRR*, 2018.
- [41] B. Peng, C. Li, P. He, M. Galley, and J. Gao, "Instruction tuning with gpt-4," 2023.
- [42] X. Liu, H. Lai, H. Yu, Y. Xu, A. Zeng, Z. Du, P. Zhang, Y. Dong, and J. Tang, "Webglm: Towards an efficient web-enhanced question answering system with human preferences," 2023. [Online]. Available: <https://arxiv.org/abs/2306.07906>
- [43] A. L. Maas, R. E. Daly, P. T. Pham, D. Huang, A. Y. Ng, and C. Potts, "Learning word vectors for sentiment analysis," in *Proceedings of the 49th Annual Meeting of the Association for Computational Linguistics: Human Language Technologies*, 2011, pp. 142–150.
- [44] X. Zhang, J. Zhao, and Y. LeCun, "Character-level convolutional networks for text classification," 2015. [Online]. Available: <https://arxiv.org/abs/1509.01626>
- [45] I. Naji, "Tsac: Twitter sentiment analysis training corpus," in *thinknook*, 2012. [Online]. Available: <https://huggingface.co/datasets/carblacac/twitter-sentiment-analysis>
- [46] S. Mukherjee, A. Mitra, G. Jawahar, S. Agarwal, H. Palangi, and A. Awadallah, "Orca: Progressive learning from complex explanation traces of gpt-4," 2023.
- [47] Z. Wang, Y. Dong, J. Zeng, V. Adams, M. N. Sreedhar, D. Egert, O. Delalleau, J. P. Scowcroft, N. Kant, A. Swope, and O. Kuchaiev, "Helpsteer: Multi-attribute helpfulness dataset for steerlm," 2023. [Online]. Available: <https://arxiv.org/abs/2311.09528>
- [48] "GPTeacher General-Instruct dataset." [Online]. Available: <https://huggingface.co/datasets/teknium/GPTeacher-General-Instruct>
- [49] J. You, J.-W. Chung, and M. Chowdhury, "Zeus: Understanding and optimizing GPU energy consumption of DNN training," in *20th USENIX Symposium on Networked Systems Design and Implementation (NSDI 23)*, 2023, pp. 119–139.
- [50] L. Guo, Y. Wang, E. Shi, W. Zhong, H. Zhang, J. Chen, R. Zhang, Y. Ma, and Z. Zheng, "When to stop? towards efficient code generation in llms with excess token prevention," in *Proceedings of the 33rd ACM SIGSOFT International Symposium on Software Testing and Analysis*, 2024, pp. 1073–1085.