

A New Benchmark for Few-Shot Class-Incremental Learning: Redefining the Upper Bound

Shiwon Kim^{1*} Dongjun Hwang^{2*†} Sungwon Woo^{2*} Rita Singh^{3†}

¹Yonsei University ²Sogang University ³Carnegie Mellon University

Abstract

Class-incremental learning (CIL) aims to continuously adapt to emerging classes while retaining knowledge of previously learned ones. Few-shot class-incremental learning (FSCIL) presents an even greater challenge which requires the model to learn incremental classes with only a limited number of samples. In conventional CIL, joint training is widely considered the upper bound, serving as both a benchmark and a methodological guide. However, we find that joint training fails to be a meaningful upper bound in FSCIL due to the inherent difficulty of inter-task class separation (ICS) caused by severe class imbalance. In this work, we introduce a new joint training benchmark tailored for FSCIL by integrating imbalance-aware techniques, effectively bridging the performance gap between base and incremental classes. Furthermore, we point out inconsistencies in the experimental setup and evaluation of existing FSCIL methods. To ensure fair comparisons between different FSCIL approaches and joint training, we standardize training conditions and propose a unified evaluation protocol that simultaneously considers the validation set and computational complexity. By establishing a reliable upper bound and a standardized evaluation framework for FSCIL, our work provides a clear benchmark and a practical foundation for future research.

1. Introduction

Deep neural networks (DNNs) have achieved remarkable progress in various fields, often matching or even surpassing human capabilities [14, 18, 21]. However, when trained on streaming data, they face challenges such as *catastrophic forgetting* (CF) [16, 44], which refers to the loss of previously learned knowledge when adapting to evolving data distributions, and *inter-task class separation* (ICS) [25, 33], which involves forming decision boundaries




Figure 1. Visualization of the decision boundaries learned by the joint training model for 5 base classes and 5 incremental classes on CIFAR-100 [27] test set. Base classes are represented as dots and incremental classes are shown as triangles. Squares indicate the centroids of each class. The colored polygonal regions correspond to the decision boundaries.

between previously learned and newly introduced classes. Class-incremental learning (CIL) is designed to address these challenges by enabling models to continuously learn new classes over time while maintaining strong performance across all previously learned classes [50, 62]. In this study, we focus on a more practical yet challenging extension of conventional CIL, few-shot class-incremental learning (FSCIL), where new classes emerge with only a few samples [41, 56]. Specifically, the FSCIL task consists of a base session with sufficient training data, followed by multiple incremental sessions where an extremely limited number of samples are provided [42]. Recent studies have explored various approaches to mitigate bias caused by severe class imbalance in FSCIL, including forward compatible [39, 47, 52, 60, 61] and backward compatible [22–24, 55, 59] methods.

In conventional CIL, joint training is considered an ideal upper bound, as it effectively addresses both CF and ICS by assuming access to all previously observed data [33, 62]. It serves not only as a comparative baseline for evaluating the performance of CIL methods [29, 43, 44], but also as a methodological benchmark that many CIL algorithms try to emulate [62]. Several studies seek to reduce the inductive bias in CIL models by rectifying their classifier weights [1, 19, 58], output logits [3, 7, 49], or feature embeddings [53,

*Equal contribution.

†Correspondence to Dongjun Hwang (djhwang@sogang.ac.kr) and Rita Singh (rsingh@cs.cmu.edu)

60] to align with those of the joint training model.

Unlike conventional CIL, FSCIL lacks a clearly defined upper bound. Although Tao *et al.* [41], the pivotal work that first introduced the FSCIL framework, adopted joint training as the upper bound following the convention of CIL research [44, 62], there has been limited efforts to examine the effectiveness of joint training in FSCIL. In Figure 1, we observe the feature space and decision boundaries of a joint training model in both CIL and FSCIL settings. While joint training in CIL setting establishes well-separated class regions which aligns with the decision boundaries (Figure 1a), it fails to achieve proper ICS in the FSCIL setting with scattered and overlapped data points (Figure 1b). More analysis of this phenomenon is provided in Section 3.

Instead, as a practical upper bound for FSCIL, we propose a novel joint training benchmark that utilizes *imbalanced learning* approaches to mitigate the performance gap between base and incremental classes. Imbalanced learning aims to enhance the representativeness of minority classes, ensuring that they contribute more effectively to the learning process despite their limited sample size [8, 20, 38]. This objective closely aligns with the fundamental challenge in FSCIL, which assumes an imbalanced distribution of base and incremental data [42, 56].

Based on the conceptual similarities between FSCIL and imbalanced learning, we explore 8 state-of-the-art imbalanced learning methods in the FSCIL setting and evaluate their effectiveness. We categorize these methods into three taxonomies: resampling-based [11, 17, 34], reweighting-based [6, 10, 35, 51], and optimizer-based [63]. We then conduct a random search [4, 32] for each method to identify the optimal combination, which we propose as a new joint training benchmark for FSCIL.

Another critical limitation in FSCIL research is the absence of a standardized evaluation protocol. Previous works often follow inconsistent and unrealistic experimental practices, resulting in biased conclusions. We identify four key challenges that undermine fair evaluation in FSCIL: (1) Exposure of test set during training, (2) Inconsistent number of epochs, (3) Unequal data preprocessing, and (4) Unfair usage of pre-trained encoders. A detailed discussion of these issues is provided in Section 4.

To address the inconsistencies and impractical assumptions in FSCIL research, we establish a standardized evaluation protocol and reevaluate existing methods. Unlike [40] that reproduce methods using their original codebase, we integrate 8 different FSCIL approaches into a unified framework to ensure that all methods are reimplemented and evaluated under identical settings. Our framework will be made public to allow the community to build upon a consistent and transparent evaluation pipeline for future research.

Our contributions are three-fold:

- *First*, we establish a new joint training benchmark for FS-

CIL by integrating imbalanced learning schemes. Our approach serves as a practical upper bound and a comparative baseline for FSCIL research.

- *Second*, we propose a standardized protocol for fair evaluation of different FSCIL methods. Our framework eliminates inconsistent practices and offers a reliable benchmark for the community.
- *Third*, we perform a comprehensive evaluation of FSCIL and joint training under our proposed protocol. Our evaluation includes resource-aware comparisons that provide practical insights for real-world application of FSCIL and joint training methods.

2. Related Work

2.1. Few-Shot Class-Incremental Learning

Few-shot class-incremental learning (FSCIL) addresses the challenge of continually learning new classes using only a few samples per class while preserving knowledge of previously learned classes [41]. Recent efforts in FSCIL can be broadly categorized into **forward compatible** and **backward compatible** approaches [36]. Forward compatible methods freeze the base encoder during incremental learning, retaining a stable embedding space for novel classes [39, 47, 52, 60, 61]. These approaches offer strong stability but can limit plasticity, potentially weakening performance on genuinely new class distributions. Conversely, backward compatible methods adapt model parameters in each incremental session, facilitating better plasticity at the potential cost of lower stability [22–24, 55, 59]. Moreover, [40] highlights the low performance of FSCIL methods on incremental classes and introduces new metrics to address this shortfall.

A critical issue in existing FSCIL research is the lack of a meaningful benchmark and fair comparison protocols. While joint training is commonly used as the upper bound in CIL, it fails to serve as a meaningful universal benchmark in highly data-limited incremental scenarios. Additionally, different FSCIL methods often rely on inconsistent evaluation protocols, making direct comparisons difficult. To address these challenges, our study investigates more realistic joint training strategies and establishes a fair comparison protocol by ensuring consistent experimental settings.

2.2. Imbalanced Learning

Imbalanced classification often addresses scenarios where data follow a long-tailed distribution, meaning that majority classes significantly outnumber minority classes [8]. Extensive research explores how to mitigate the resulting bias in deep models, typically following three major strategies: (1) resampling the training dataset, (2) reweighting the objective function, and (3) refining the optimizer.

Resampling-based approaches include [34], which

uses a CutMix-based augmentation strategy [54] to blend samples from majority and minority classes, [11] for GAN-based generation of minority samples, and [17] to ensure balanced sampling in each training batch. **Reweighting-based approaches** rebalance gradient signals between majority and minority classes through methods [6, 10, 35, 51]. Lastly, **optimizer-based approaches** such as ImbSAM [63] extend Sharpness-Aware Minimization (SAM) [15] by incorporating class-aware weight updates, thereby enhancing generalization under skewed distributions.

Although these techniques are designed for long-tailed datasets, they hold potential relevance for FSCIL scenarios in which incremental class additions can exacerbate existing class imbalances. By systematically applying and comparing imbalanced learning strategies in a FSCIL context, we seek to establish new benchmarks that surpass or complement traditional joint training baselines, ultimately broadening the scope and fairness of FSCIL evaluations.

3. Rethinking the Upper Bound for FSCIL

3.1. Is Joint Training the Upper Bound of FSCIL?

Over the years, class-incremental learning (CIL) has been extensively studied to address the inevitable challenge of catastrophic forgetting (CF) [16]. Recent research has further underscored an additional difficulty known as inter-task class separation (ICS) [25, 33], which emphasizes the challenge of establishing decision boundaries between classes from the new session and those from previous sessions.

In CIL, joint training serves as the ideal upper bound, as it trains the model with full access to all encountered classes, effectively addressing both CF and ICS. It not only enables the quantification of performance loss caused by incremental learning, but also provides a key benchmark for evaluating how closely current techniques approach the optimal performance [33]. Furthermore, many existing studies develop effective CIL algorithms by rectifying their model to imitate the joint training model [12, 62]. Thus, defining the upper bound plays a crucial role in CIL research.

Similarly, Tao *et al.* [41], the first to introduce the FSCIL protocol, adopted joint training as the upper bound target in their experiments. However, recent FSCIL methods have already surpassed this performance, making it no longer appropriate as an upper bound. In this study, we investigate whether joint training can still serve as a proper upper bound for FSCIL.

In Figure 1, we analyze the feature representations and decision boundaries learned by a jointly trained ResNet-20 model in both CIL and FSCIL settings. To assess the separation between base and incremental classes, we randomly select four base and four incremental classes, and visualize their latent features using t-SNE [45] and Voronoi diagram [2]. As shown in Figure 1a, the incremental classes

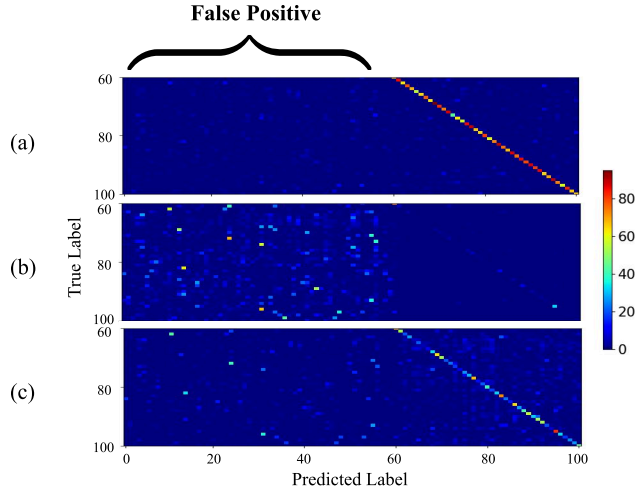


Figure 2. Comparison of confusion matrices on the incremental classes between standard joint training in (a) CIL setting, (b) FSCIL setting, and (c) our proposed joint training approach in FSCIL setting. All evaluations are conducted on CIFAR-100 [27] test set; 0–59 are base classes, and 60–99 are incremental classes.

remain well-separated from the base classes in the CIL setting. In contrast, in the FSCIL setting (Figure 1b), feature distributions become entangled, hindering the separation between base and incremental classes by decision boundaries. These results indicate that joint training in FSCIL remains significantly affected by the ICS problem due to the limited number of incremental data samples.

Additionally, we compare the confusion matrices of a joint training model in CIL and FSCIL settings to analyze whether the decision boundaries well-separate the incremental classes. As shown in Figures 2a and 2b, joint training in the FSCIL setting produces significantly more false positives when predicting incremental classes compared to the CIL setting. This result indicates that joint training fails to address the ICS problem in class imbalanced scenarios and cannot be considered the upper bound for FSCIL.

3.2. A New Joint Training Benchmark for FSCIL

Inspired by the findings from our previous experiment, we observe that joint training alone, still suffers from the ICS problem due to the extreme class imbalance inherent in the FSCIL setting. To address this, we propose a method that combines joint training with a class imbalance mitigation strategy, aiming to effectively resolve the challenges posed by severe class imbalance in FSCIL. To clearly distinguish our proposed approach from existing joint training schemes, we refer to conventional joint training as *standard joint training*—the baseline method without any modifications or imbalance-aware techniques—throughout this paper.

3.2.1. Exploring Imbalanced Learning in FSCIL

A fundamental challenge in FSCIL lies in the severe class imbalance between base and incremental classes. As novel

Table 1. Ablation studies on CIFAR-100 [28] test set. Results are reported from the last session in the 5-way 5-shot FSCIL setting.

| <i>CMO</i> | <i>BalancedSoftmax</i> | <i>ImbSAM</i> | aAcc | gAcc |
|------------|------------------------|---------------|-------------|-------------|
| | | | 48.1 | 31.8 |
| ✓ | | | 50.1 | 34.5 |
| ✓ | ✓ | | 55.5 | 45.9 |
| ✓ | ✓ | ✓ | 55.8 | 46.8 |

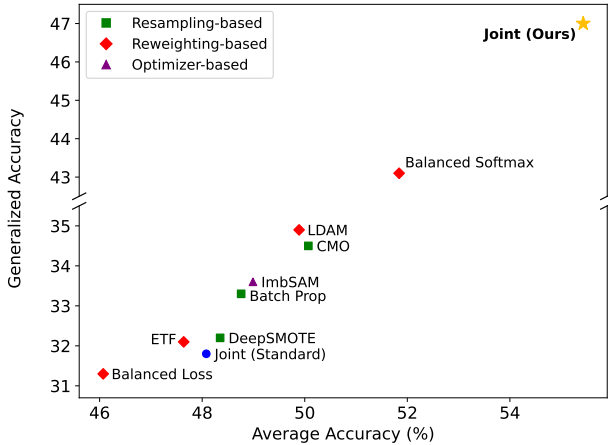


Figure 3. Performance (aAcc and gAcc) comparison of our proposed approach, standard joint training, and imbalanced learning methods on CIFAR-100 [28] test set in the last session of a 5-way 5-shot FSCIL setting. **Joint (Ours)** consists of a combination of CMO, Balanced Softmax, and ImbSAM.

classes are introduced with only a few samples, the model tends to be biased toward well-represented base classes. This closely resembles the problem of imbalanced learning, which aims to adjust models to learn meaningful representations for underrepresented classes [8, 20, 38]. Furthermore, the long-tailed distribution [31, 48, 57], a common assumption in data on imbalanced learning, is often brought to FSCIL to form a more challenging problem setting [22, 30].

Motivated by this conceptual similarity, we explore imbalanced learning techniques to develop a robust joint training benchmark for FSCIL. A common categorization of imbalanced learning methods consists of resampling-based [11, 17, 34], reweighting-based [6, 10, 35, 51], and optimizer-based [63] approaches. Since three approaches operate independently, it is a common practice to integrate multiple strategies for enhanced performance. Existing research [34] shows that combining resampling approaches with reweighting techniques improves performance in minority classes. Furthermore, [63] suggests that using only resampling or reweighting without an explicit optimization strategy can lead to overfitting on tail classes or unstable optimization due to imbalanced gradient updates.

Following these previous works, we split 8 state-of-the-

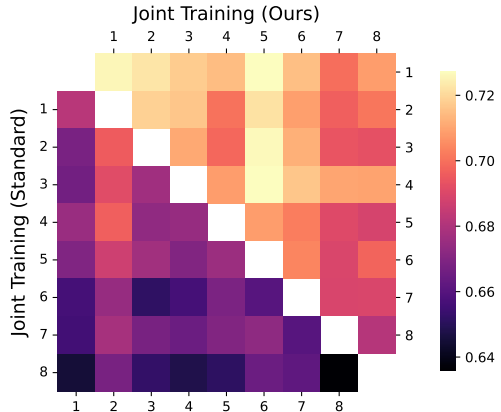


Figure 4. Feature similarity between joint training in CIL and FSCIL settings on CIFAR-100 [27] test set based on Centered Kernel Alignment (CKA) [26]. The lower triangular matrix presents the similarity between standard joint training in CIL and FSCIL; the upper triangular matrix denotes the similarity between standard joint training in CIL and our joint training in FSCIL.

art imbalanced learning methods into three taxonomies. We then perform random search within each taxonomy to identify the optimal combination, thereby determining a new practical upper bound for FSCIL. Specifically, we perform 30 iterations of random search to ensure a reliable comparison of these approaches, following [4, 32]. For evaluation, we use the widely adopted average accuracy (aAcc) as well as generalized accuracy (gAcc), proposed in [40], for a balanced evaluation of FSCIL methods.

Based on these random searches, we find that CMO (resampling) [34], Balanced Softmax (reweighting) [35], and ImbSAM (optimizer) [63] yields the best possible combination. As demonstrated in the ablation studies (Table 1), each method independently improves overall performance, confirming that imbalanced learning techniques from different categories contribute distinct benefits.

By integrating these three methods, our new joint training approach outperforms standard joint training by 7%p in aAcc and 15%p in gAcc, exceeding the performance of all individual imbalanced learning methods, as shown in Figure 3. This result demonstrates that our approach effectively improves the performance of incremental classes and serves as the new potential upper bound for FSCIL.

3.2.2. Analysis of Our New Joint Training Approach

To assess how well our joint training framework addresses the ICS problem in FSCIL, we use Centered Kernel Alignment (CKA) [26] to measure the similarity of network representations between joint training models in CIL and FSCIL settings. Observations in Figure 4 imply that our proposed joint training approach in FSCIL extracts representations that more closely resemble those of standard joint training in CIL, compared to standard joint training in FS-

Table 2. Comparison of base session training setups of 8 FSCIL methods [22, 24, 39, 40, 47, 55, 60, 61] for CIFAR-100 [27] experiments.

| | CEC | S3C | WaRP | FACT | TEEN | SAVC | LIMIT | Yourself |
|---|-----|-----|------|------|------|------|-------|----------|
| P1: Exposure of test set during training | ✓ | ✓ | ✗ | ✗ | ✓ | ✓ | ✓ | ✗ |
| P2: Inconsistent number of epochs | 100 | 200 | 200 | 600 | 600 | 600 | 120 | 100 |
| P3: Unequal data preprocessing | ✗ | ✗ | ✗ | ✓ | ✓ | ✗ | ✓ | ✓ |
| P4: Unfair usage of pre-trained encoders | ✗ | ✗ | ✗ | ✗ | ✗ | ✗ | ✗ | ✓ |

CIL. The upper triangular matrix represents the similarities between our approach in FSCIL and standard joint training in CIL, while the lower triangular matrix shows the similarities between standard joint training in FSCIL and CIL. The x- and y-axes denote the incremental sessions. The upper triangle exhibits a higher similarity trend across all sessions, as indicated by its brighter coloration.

Furthermore, we analyze how well the decision boundary is formed by examining the confusion matrix, which illustrates the false positives in predictions made by our joint training method (Figure 2c). The results indicate that our approach reduces false positives in incremental classes compared to standard joint training in FSCIL, highlighting its effectiveness in addressing the ICS problem.

4. Redefining the Evaluation of FSCIL

To ensure a fair comparison of existing FSCIL methods and joint training approaches, we address inconsistencies in experimental setups. While most methods share a similar training pipeline for the base classes, subtle differences hinder reliable performance evaluation. We identify four major inconsistencies and standardize them to compare 8 FSCIL methods in a unified framework, as shown in Table 2.

4.1. A Standardized Evaluation Protocol for FSCIL

Exposure of test set during training (P1). A primary obstacle arises from how various approaches handle validation. Many FSCIL methods use test set as the validation set during base session training to select the best-performing epoch. This test set leakage issue leads to models overfitting to the test set, resulting in unreliable performance evaluation and hindering an accurate assessment of generalization [5]. Some methods even use the test loader from the last session as the validation set during the base session, causing leakage across all incremental sessions [64]. [24] recognizes this issue and avoids using the test set by selecting the last epoch’s checkpoint instead. However, such inconsistencies in experimental settings lead to unfair comparisons between methods.

To rectify this, we create a new validation set by splitting the original training set in a 9:1 ratio. Furthermore, for incremental sessions where methods retrain the entire model [40], we standardize the testing procedure by employing model weights from the last epoch. Since incre-

mental data are limited, setting aside a separate validation set during these sessions is impractical.

Inconsistent number of epochs (P2). Another inconsistency emerges from training the same base classes over different epochs. Even methods that follow an otherwise identical pipeline [47, 55, 60, 61] use a varying number of epochs, causing noticeable disparities in accuracy. To address this issue, we evaluate all methods at various epochs, measuring their performance over training time and visualizing the results as a graph in Section 5.2.1. This analysis allows us to determine which method achieves better performance given the same training time.

Unequal data preprocessing (P3). Some methods [47, 60, 61] employ AutoAugment [9] during base session training to artificially enhance performance. While this can boost accuracy, it also impedes a fair comparison with methods that do not apply such advanced augmentation. We therefore disable AutoAugment for all experiments, ensuring that no method gains an undue advantage from additional data augmentation strategies.

Unfair usage of pre-trained encoders (P4). Lastly, [40] performs knowledge distillation using a state-of-the-art model [52] as the teacher, whereas other FSCIL methods do not incorporate such distillation. Moreover, this teacher model requires information of the number of incremental classes, which may compromise the fairness of the comparison. To align with standard FSCIL practices, we modify [40] to perform distillation only from a model trained under our standardized evaluation protocol, ensuring consistency with other methods.

By unifying these four key elements and further aligning details like input image size and learning rate scheduling, we match the major variables that often hinder fair comparison. The resulting unified benchmark allows us to more accurately assess the performance of 8 FSCIL methods, with the results and analyses in Section 5. Notably, all methods are reimplemented under a unified codebase.

5. A Comprehensive Benchmarking for FSCIL

Dataset. We experiment all methods on CIFAR-100 [27], *miniImageNet* [37], and CUB-200 [46] using the data splits from [41]. All datasets follow a 5-shot setting.

Evaluation metrics. We report average accuracy ($aAcc$) and generalized average accuracy ($gAcc$) [40] to assess FS-

Table 3. Comparison of methods across multiple sessions on CIFAR-100 [27]. **S0** represents the base session and **S1-S8** denote incremental sessions. The best and second-best results are **bolded** and underlined. All methods are reproduced within our unified codebase.

| Method | FLOPs (G) | Params. (M) | aAcc in each session (%) | | | | | | | | aAcc S8 | | aAcc | gAcc | |
|------------------|-------------|-------------|--------------------------|------|------|------|------|------|------|------|-------------|-------------|-------------|-------------|-------------|
| | | | S0 | S1 | S2 | S3 | S4 | S5 | S6 | S7 | S8 | Base | | | Inc. |
| Joint (Ours) | 0.33 | 1.10 | 78.4 | 75.0 | 71.6 | 66.9 | 64.0 | 62.5 | 60.0 | 59.1 | 55.3 | 70.5 | <u>32.5</u> | 65.9 | 58.0 |
| Joint (Standard) | 0.33 | 1.10 | 77.5 | 73.1 | 68.1 | 63.2 | 59.7 | 56.3 | 53.1 | 51.2 | 48.1 | 78.8 | 1.9 | 61.1 | 46.9 |
| CEC [55] | 0.33 | 1.16 | 76.4 | 57.0 | 53.1 | 50.0 | 47.6 | 45.3 | 43.7 | 41.7 | 39.7 | 50.5 | 23.5 | 50.5 | 45.9 |
| FACT [60] | 0.33 | 1.10 | 68.2 | 63.0 | 58.4 | 54.7 | 51.6 | 48.9 | 46.6 | 44.3 | 42.4 | 62.5 | 12.1 | 53.1 | 43.6 |
| TEEN [47] | 0.33 | 1.10 | 67.0 | 62.3 | 58.1 | 54.5 | 51.2 | 48.7 | 46.1 | 43.8 | 41.7 | 63.7 | 8.8 | 52.6 | 42.4 |
| S3C [22] | 0.33 | 1.25 | 56.6 | 54.7 | 52.4 | 49.2 | 47.5 | 46.1 | 44.7 | 43.5 | 41.3 | 47.4 | 32.1 | 48.4 | 45.5 |
| WaRP [24] | 0.33 | 1.10 | 70.0 | 66.2 | 62.5 | 58.5 | 55.4 | 52.7 | 51.2 | 49.1 | 47.1 | 64.2 | 21.6 | 57.0 | 49.2 |
| SAVC [39] | 0.33 | <u>2.21</u> | 80.5 | 76.0 | 71.5 | 67.4 | 64.1 | 61.3 | 59.2 | 57.0 | <u>54.7</u> | <u>76.5</u> | 22.2 | <u>65.8</u> | <u>55.6</u> |
| LIMIT [61] | 0.33 | 1.16 | 74.1 | 69.9 | 66.2 | 62.2 | 59.1 | 56.3 | 54.2 | 52.1 | <u>49.7</u> | <u>68.9</u> | 21.1 | 60.4 | 51.2 |
| YourSelf [40] | 1.41 | 9.51 | 71.6 | 67.2 | 64.1 | 60.4 | 57.4 | 54.6 | 52.8 | 51.2 | 48.5 | 56.0 | 37.3 | 58.7 | 54.6 |

CIL performance. Additionally, we separately report base and incremental class accuracy.

Implementation details. We use ResNet-20 for CIFAR-100 and ResNet-18 for *miniImageNet* and CUB-200. Detailed experiment settings are provided in the supplementary materials.

5.1. Comparison of FSCIL and Joint Training

In this section, we conduct a comprehensive comparison between existing FSCIL methods and joint training using the standardized evaluation protocol proposed in Section 4. Specifically, we strictly follow the proposed evaluation criteria, addressing **P1**, **P3**, and **P4**, to ensure a rigorous and fair assessment. Furthermore, we compare the performance of standard joint training with our proposed joint training approach and analyze how both perform relative to existing FSCIL methods.

Table 3 presents the experimental results of joint training and FSCIL methods on CIFAR-100. We report a_{Acc} for each session, the average a_{Acc} across all sessions, and separate evaluations for base class and incremental class accuracies of the last session. Additionally, we provide g_{Acc} values for each method. Our approach achieves 65.9% in average a_{Acc} and 58.0% in g_{Acc} , demonstrating an upper bound performance compared to standard joint training and other FSCIL methods.

When separately analyzing last session’s base and incremental performance, our joint training approach ranks third in base accuracy and second in incremental accuracy. Standard joint training shows the highest base accuracy but records the lowest incremental accuracy. On the other hand, YourSelf attains the highest incremental accuracy, but achieves the third-lowest base class accuracy. While these methods rank third in a_{Acc} and g_{Acc} respectively, their performance lags behind our approach by a huge margin of about 4%p in each metric. These findings underscore the importance of effectively balancing the trade-off between base and incremental accuracy in the FSCIL setting. Our joint training scheme successfully addresses this trade-off

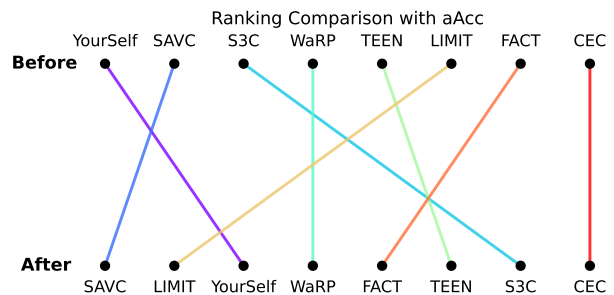


Figure 5. Comparison of method rankings before and after applying our standardized evaluation protocol to existing FSCIL methods. Rankings are determined on CIFAR-100 [27]. The left side represents the highest-ranking FSCIL method.

and achieves an upper bound performance.

Among FSCIL methods, SAVC achieves the highest a_{Acc} , g_{Acc} , and last session accuracy. SAVC employs self-supervised learning to establish a strong foundation for base class performance, and leverages it to consistently outperform other methods across incremental sessions. Interestingly, while SAVC closely matches our proposed approach in terms of a_{Acc} , when evaluated using g_{Acc} , the performance gap between SAVC and our method becomes significantly larger. This disparity stems from the substantial difference in incremental class accuracy (over 10%p in the last session), showing that maintaining incremental performance remains a critical issue in FSCIL.

Figure 5 illustrates the ranking shifts of FSCIL methods in terms of a_{Acc} before and after applying our standardized evaluation protocol. The “Before” rankings are based on the performance reported in prior studies, whereas the “After” rankings reflect the results reproduced within our unified framework. Among the 8 methods, all but CEC and WaRP exhibit changes in ranking. S3C and LIMIT show the most significant shifts, each moving by four positions. These ranking fluctuations reveal inconsistencies in previous FSCIL experimental setups and evaluations.

The results on the CUB-200 and *miniImageNet* are pre-

Table 4. Comparison of methods across multiple sessions on *miniImageNet* [37]. **S0** represents the base session and **S1-S8** correspond to incremental sessions. The best and second-best results are **bolded** and underlined. All methods are reproduced within our unified codebase.

| Method | S0 | S1 | S2 | aAcc in each session (%) | | | | | | aAcc S8 | | aAcc | gAcc |
|------------------|------|------|------|--------------------------|------|------|------|------|-------------|-------------|-------------|-------------|-------------|
| | | | | S3 | S4 | S5 | S6 | S7 | S8 | Base | Inc. | | |
| Joint (Ours) | 71.0 | 69.4 | 65.3 | 62.9 | 59.0 | 57.1 | 55.1 | 53.6 | 51.7 | 66.7 | <u>29.1</u> | 60.6 | 53.5 |
| Joint (Standard) | 71.0 | 66.7 | 62.1 | 58.5 | 54.8 | 51.5 | 48.7 | 46.3 | 44.2 | 72.3 | 2.1 | 56.0 | 43.0 |
| CEC [55] | 70.9 | 65.0 | 61.1 | 58.1 | 55.5 | 52.7 | 50.1 | 48.2 | 46.7 | 65.2 | 18.9 | 56.5 | 47.9 |
| FACT [60] | 69.5 | 64.7 | 60.4 | 57.0 | 53.8 | 50.8 | 48.0 | 46.0 | 44.1 | <u>66.8</u> | 9.9 | 54.9 | 44.4 |
| TEEN [47] | 64.9 | 60.7 | 56.9 | 54.4 | 52.0 | 49.4 | 47.0 | 45.2 | 43.8 | 58.0 | 22.4 | 52.7 | 45.8 |
| S3C [22] | 57.7 | 53.9 | 51.1 | 49.0 | 47.6 | 45.1 | 42.8 | 41.4 | 40.7 | 51.4 | 24.9 | 47.7 | 42.3 |
| WaRP [24] | 71.5 | 66.7 | 63.0 | 60.2 | 57.7 | 55.1 | 52.5 | 50.9 | <u>49.7</u> | 65.9 | 25.4 | <u>58.6</u> | 50.8 |
| LIMIT [61] | 72.9 | 66.4 | 62.3 | 59.0 | 56.0 | 53.3 | 50.5 | 48.6 | 47.1 | 64.2 | 21.6 | 57.3 | 49.2 |
| YourSelf [40] | 71.8 | 66.0 | 62.3 | 59.4 | 57.4 | 54.5 | 52.0 | 50.5 | 49.4 | 60.9 | 32.2 | 58.2 | <u>52.6</u> |

Table 5. Comparison of methods across multiple sessions on CUB-200 [46]. **S0** presents the base session and **S1-S10** denote incremental sessions. The best and second-best results are **bolded** and underlined. All methods are reproduced within our unified codebase.

| Method | S0 | S1 | S2 | aAcc in each session (%) | | | | | | | aAcc S10 | | aAcc | gAcc | |
|------------------|------|------|------|--------------------------|------|------|------|------|------|------|-------------|-------------|-------------|-------------|-------------|
| | | | | S3 | S4 | S5 | S6 | S7 | S8 | S9 | S10 | Base | | | Inc. |
| Joint (Ours) | 77.5 | 74.9 | 71.9 | 68.1 | 67.9 | 65.3 | 63.6 | 62.6 | 62.5 | 62.3 | 61.9 | 73.2 | 51.4 | 65.1 | 62.8 |
| Joint (Standard) | 76.8 | 73.0 | 69.4 | 66.5 | 64.8 | 63.8 | 60.5 | 59.7 | 60.6 | 59.5 | 58.3 | 77.4 | 40.1 | 62.6 | 57.0 |
| CEC [55] | 72.6 | 68.2 | 63.3 | 58.0 | 57.4 | 53.1 | 51.0 | 49.3 | 46.5 | 46.2 | 44.6 | 66.2 | 24.1 | 52.2 | 48.1 |
| FACT [60] | 77.8 | 73.7 | 70.0 | 65.6 | 64.3 | 61.2 | 59.8 | 58.9 | 57.6 | 56.5 | 55.2 | 73.0 | 38.1 | 61.0 | 57.1 |
| TEEN [47] | 78.6 | 73.7 | 69.8 | 64.8 | 64.0 | 60.6 | 59.7 | 58.8 | 57.6 | 56.0 | 54.9 | 70.5 | 40.0 | 60.7 | 57.8 |
| S3C [22] | 62.1 | 60.6 | 57.8 | 54.3 | 55.3 | 52.5 | 51.9 | 51.0 | 50.7 | 50.4 | 49.9 | 54.5 | 44.1 | 52.7 | 52.1 |
| WaRP [24] | 77.0 | 73.4 | 70.0 | 66.0 | 64.8 | 61.8 | 60.7 | 57.9 | 58.2 | 57.3 | 56.2 | 72.3 | 40.9 | 61.4 | 57.9 |
| SAVC [39] | 78.0 | 75.0 | 71.9 | 67.6 | 67.1 | 64.4 | 63.8 | 61.9 | 61.0 | 60.5 | <u>59.9</u> | <u>75.1</u> | 45.4 | <u>64.3</u> | <u>60.4</u> |
| LIMIT [61] | 67.3 | 63.1 | 58.7 | 54.4 | 53.3 | 49.4 | 46.9 | 44.8 | 43.4 | 42.3 | 40.3 | 58.1 | 23.3 | 48.2 | 44.2 |

sented in Tables 4 and 5, respectively. Across both datasets, our joint training approach consistently achieves upper bound performance in terms of aAcc, gAcc, and last session accuracy. Particularly in *miniImageNet*, it outperforms all other methods in every incremental session. Notably, our approach is the only method to surpass 50% in last session accuracy on *miniImageNet* and 60% on CUB-200.

Despite CUB-200 being a fine-grained dataset, all methods achieve significantly higher incremental accuracy on it compared to the other two datasets. This discrepancy can be attributed to differences in dataset composition. While CIFAR-100 and *miniImageNet* provide 500 and 600 training samples per class, respectively, CUB-200 offers only 30 samples per class. Although all experiments follow the 5-shot setting, CUB-200 has less class imbalance compared to the other datasets. As a result, all methods demonstrate a certain level of robustness on this dataset.

5.2. Resource-Aware Comparison

In this section, we analyze training time to address **P2** and compare model complexity while following all the other protocols outlined in Section 4. Training time efficiency is evaluated based on performance across four evaluation metrics, while model complexity is assessed by measuring and comparing FLOPs and model parameter size.

To account for varying training times, we report results

at [100, 200, 400, 600, 800, 1000] epochs. However, due to the longer training time required, our joint training method and YourSelf are evaluated at [100, 200, 400, 500] and [100, 200] epochs, respectively.

5.2.1. Training Time

In Figure 6a, we report the aAcc values of each method relative to training time. We first observe that FSCIL methods with long training times, such as SAVC and YourSelf, generally achieve higher aAcc than methods with shorter training times.

Additionally, we present the gAcc values for each method in Figure 6b. Unlike aAcc, methods with longer training times, such as SAVC and standard joint training, show lower gAcc, indicating strong base class retention (stability) but poor incremental class performance (plasticity). However, our joint training consistently achieves the highest gAcc across all epochs, suggesting it serves as the FSCIL upper bound regardless of training duration.

Furthermore, for some methods with shorter training times, such as LIMIT and TEEN, we observe a decline in gAcc as training time increases. This can be attributed to overfitting to base classes when the base session is trained for too long. In contrast, FACT shows the opposite trend, with gAcc improving as training time increases. This suggests that FACT retains higher plasticity as training pro-

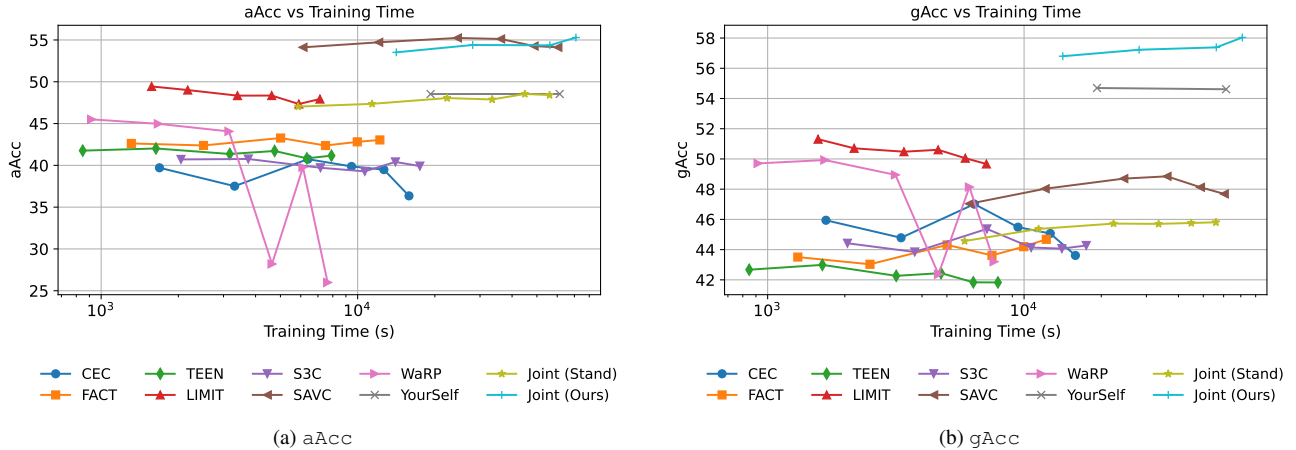


Figure 6. Performance comparison across different training times in CIFAR-100 [27]. Training time is presented in log scale.

gresses, benefiting from extended training durations. The performance of base and incremental classes over training time is reported in supplementary materials.

5.2.2. Model Complexity

To analyze model complexity, Table 3 presents a comparison of FLOPs and parameter size for each method. When examining FLOPs, we find that all methods, except YourSelf, have the same computational complexity. However, YourSelf requires more than three times the FLOPs of other methods. This increased computational cost is due to its use of a ViT [13] architecture, which differs from other FSCIL methods and joint training approaches.

In terms of parameter size, FSCIL methods that achieve high performance and require long training times also have larger parameter sizes. Specifically, SAVC has twice as many parameters (2.21M) as other FSCIL methods and joint training (1.10M), while YourSelf exceeds both by over eight times (9.51M). This suggests that these methods achieve higher performance at the expense of significantly larger models.

5.3. Discussion

Based on our experimental results, we provide insights into choosing between FSCIL methods and joint training in real-world scenarios.

Joint training vs. FSCIL. Our experimental findings suggest that when access to previous training datasets is available, existing FSCIL methods cannot outperform our joint training approach, regardless of training time. In fact, we observe that the highest-performing FSCIL techniques require training times comparable to our joint training. This contradicts earlier class-incremental learning studies [62] that claim skipping retraining on previous datasets saves computational resources. Therefore, if previous data remain accessible, our joint training method is more effective than existing FSCIL approaches.

Short vs. long training time. When computational resources are sufficient but previous datasets are unavailable, methods such as SAVC and YourSelf remain viable despite their longer training times. In contrast, when resources are limited, methods like LIMIT offer a better balance between training efficiency and strong performance.

6. Conclusion

Few-shot class-incremental learning (FSCIL) is particularly challenging since models must continually learn new classes from only a small number of examples. Our visual analysis of joint training in FSCIL setting, including feature similarity and decision boundaries, reveals that severe class imbalance undermines inter-task class separation, making joint training unreliable. To address this issue, we introduce a new FSCIL-oriented joint training benchmark that incorporates three imbalance-aware techniques. In addition, we identify four key flaws in the experimental and evaluation setups commonly used to assess FSCIL methods. To ensure fair comparisons, we propose a unified evaluation protocol with a consistent validation set, training time, data augmentation, and pre-trained encoder. By establishing a stronger upper bound and a standardized evaluation framework, we not only reevaluate existing FSCIL methods but also compare them against this redefined upper bound, providing valuable insights for real-world applications.

Limitations. Our proposed standardized evaluation protocol has limitations, as it does not fully unify all aspects of FSCIL training setups, including model architecture. Additionally, we cannot reproduce more than 8 FSCIL methods, and certain methods [39, 40] do not reliably reproduce on some datasets. Future research should consider architectural differences (*e.g.* ViT, CNN) and reproduce a broader range of FSCIL methods to ensure more comprehensive experimental results.

References

- [1] Hongjoon Ahn, Jihwan Kwak, Subin Lim, Hyeonsu Bang, Hyojun Kim, and Taesup Moon. Ss-il: Separated softmax for incremental learning. In *Proceedings of the IEEE/CVF International conference on computer vision*, pages 844–853, 2021. 1
- [2] Franz Aurenhammer. Voronoi diagrams—a survey of a fundamental geometric data structure. *ACM computing surveys (CSUR)*, 23(3):345–405, 1991. 3
- [3] Eden Belouadah and Adrian Popescu. Il2m: Class incremental learning with dual memory. In *Proceedings of the IEEE/CVF international conference on computer vision*, pages 583–592, 2019. 1
- [4] James Bergstra, Rémi Bardenet, Yoshua Bengio, and Balázs Kégl. Algorithms for hyper-parameter optimization. *Advances in neural information processing systems*, 24, 2011. 2, 4
- [5] Avrim Blum and Moritz Hardt. The ladder: A reliable leaderboard for machine learning competitions. In *International Conference on Machine Learning*, pages 1006–1014. PMLR, 2015. 5
- [6] Kaidi Cao, Colin Wei, Adrien Gaidon, Nikos Arechiga, and Tengyu Ma. Learning imbalanced datasets with label-distribution-aware margin loss. *Advances in neural information processing systems*, 32, 2019. 2, 3, 4
- [7] Francisco M Castro, Manuel J Marín-Jiménez, Nicolás Guil, Cordelia Schmid, and Karteek Alahari. End-to-end incremental learning. In *Proceedings of the European conference on computer vision (ECCV)*, pages 233–248, 2018. 1
- [8] Wuxing Chen, Kaixiang Yang, Zhiwen Yu, Yifan Shi, and CL Philip Chen. A survey on imbalanced learning: latest research, applications and future directions. *Artificial Intelligence Review*, 57(6):137, 2024. 2, 4
- [9] Ekin D Cubuk, Barret Zoph, Dandelion Mane, Vijay Vasudevan, and Quoc V Le. Autoaugment: Learning augmentation policies from data. *arXiv preprint arXiv:1805.09501*, 2018. 5
- [10] Yin Cui, Menglin Jia, Tsung-Yi Lin, Yang Song, and Serge Belongie. Class-balanced loss based on effective number of samples. In *Proceedings of the IEEE/CVF conference on computer vision and pattern recognition*, pages 9268–9277, 2019. 2, 3, 4
- [11] Damien Dablain, Bartosz Krawczyk, and Nitesh V Chawla. Deepsmote: Fusing deep learning and smote for imbalanced data. *IEEE transactions on neural networks and learning systems*, 34(9):6390–6404, 2022. 2, 3, 4
- [12] Songlin Dong, Yuhang He, Zhengdong Zhou, Haoyu Luo, Xing Wei, Alex C Kot, and Yihong Gong. Class-independent increment: An efficient approach for multi-label class-incremental learning. *arXiv preprint arXiv:2503.00515*, 2025. 3
- [13] Alexey Dosovitskiy, Lucas Beyer, Alexander Kolesnikov, Dirk Weissenborn, Xiaohua Zhai, Thomas Unterthiner, Mostafa Dehghani, Matthias Minderer, Georg Heigold, Sylvain Gelly, et al. An image is worth 16x16 words: Transformers for image recognition at scale. *arXiv preprint arXiv:2010.11929*, 2020. 8
- [14] Quan Feng and Songcan Chen. Learning multi-tasks with inconsistent labels by using auxiliary big task. *Frontiers of Computer Science*, 17(5):175342, 2023. 1
- [15] Pierre Foret, Ariel Kleiner, Hossein Mobahi, and Behnam Neyshabur. Sharpness-aware minimization for efficiently improving generalization. *arXiv preprint arXiv:2010.01412*, 2020. 3
- [16] Robert M French. Catastrophic forgetting in connectionist networks. *Trends in cognitive sciences*, 3(4):128–135, 1999. 1, 3
- [17] Kushankur Ghosh, Colin Bellinger, Roberto Corizzo, Paula Branco, Bartosz Krawczyk, and Nathalie Japkowicz. The class imbalance problem in deep learning. *Machine Learning*, 113(7):4845–4901, 2024. 2, 3, 4
- [18] Kaiming He, Xiangyu Zhang, Shaoqing Ren, and Jian Sun. Deep residual learning for image recognition. In *Proceedings of the IEEE conference on computer vision and pattern recognition*, pages 770–778, 2016. 1
- [19] Saihui Hou, Xinyu Pan, Chen Change Loy, Zilei Wang, and Dahua Lin. Learning a unified classifier incrementally via rebalancing. In *Proceedings of the IEEE/CVF conference on computer vision and pattern recognition*, pages 831–839, 2019. 1
- [20] Justin M Johnson and Taghi M Khoshgoftaar. Survey on deep learning with class imbalance. *Journal of big data*, 6(1):1–54, 2019. 2, 4
- [21] John Jumper, Richard Evans, Alexander Pritzel, Tim Green, Michael Figurnov, Olaf Ronneberger, Kathryn Tunyasuvunakool, Russ Bates, Augustin Židek, Anna Potapenko, et al. Highly accurate protein structure prediction with alphafold. *nature*, 596(7873):583–589, 2021. 1
- [22] Jayateja Kalla and Soma Biswas. S3c: Self-supervised stochastic classifiers for few-shot class-incremental learning. In *European Conference on Computer Vision*, pages 432–448. Springer, 2022. 1, 2, 4, 5, 6, 7
- [23] Haeyong Kang, Jaehong Yoon, Sultan Rizky Hikmawan Madjid, Sung Ju Hwang, and Chang D Yoo. On the soft-subnetwork for few-shot class incremental learning. *arXiv preprint arXiv:2209.07529*, 2022.
- [24] Do-Yeon Kim, Dong-Jun Han, Jun Seo, and Jaekyun Moon. Warping the space: Weight space rotation for class-incremental few-shot learning. In *The Eleventh International Conference on Learning Representations*, 2023. 1, 2, 5, 6, 7
- [25] Gyuhak Kim, Changnan Xiao, Tatsuya Konishi, Zixuan Ke, and Bing Liu. A theoretical study on solving continual learning. *Advances in neural information processing systems*, 35: 5065–5079, 2022. 1, 3
- [26] Simon Kornblith, Mohammad Norouzi, Honglak Lee, and Geoffrey Hinton. Similarity of neural network representations revisited. In *International conference on machine learning*, pages 3519–3529. PMLR, 2019. 4
- [27] Alex Krizhevsky, Geoffrey Hinton, et al. Learning multiple layers of features from tiny images. 2009. 1, 3, 4, 5, 6, 8, 12
- [28] Alex Krizhevsky, Geoffrey Hinton, et al. Learning multiple layers of features from tiny images.(2009), 2009. 4, 12
- [29] Wojciech Łapacz, Daniel Marczak, Filip Szatkowski, and Tomasz Trzcinski. Exploring the stability gap in continual

- learning: The role of the classification head. *arXiv preprint arXiv:2411.04723*, 2024. 1
- [30] Xialei Liu, Yu-Song Hu, Xu-Sheng Cao, Andrew D Bagdanov, Ke Li, and Ming-Ming Cheng. Long-tailed class incremental learning. In *European Conference on Computer Vision*, pages 495–512. Springer, 2022. 4
- [31] Ziwei Liu, Zhongqi Miao, Xiaohang Zhan, Jiayun Wang, Boqing Gong, and Stella X Yu. Large-scale long-tailed recognition in an open world. In *Proceedings of the IEEE/CVF conference on computer vision and pattern recognition*, pages 2537–2546, 2019. 4
- [32] Rafael G Mantovani, André LD Rossi, Joaquin Vanschoren, Bernd Bischl, and André CPLF De Carvalho. Effectiveness of random search in svm hyper-parameter tuning. In *2015 international joint conference on neural networks (IJCNN)*, pages 1–8. Ieee, 2015. 2, 4
- [33] Saleh Momeni and Bing Liu. Achieving upper bound accuracy of joint training in continual learning. *arXiv preprint arXiv:2502.12388*, 2025. 1, 3
- [34] Seulki Park, Youngkyu Hong, Byeongho Heo, Sangdoon Yun, and Jin Young Choi. The majority can help the minority: Context-rich minority oversampling for long-tailed classification. In *Proceedings of the IEEE/CVF conference on computer vision and pattern recognition*, pages 6887–6896, 2022. 2, 4
- [35] Jiawei Ren, Cunjun Yu, Xiao Ma, Haiyu Zhao, Shuai Yi, et al. Balanced meta-softmax for long-tailed visual recognition. *Advances in neural information processing systems*, 33:4175–4186, 2020. 2, 3, 4
- [36] Shuvendu Roy, Chunjong Park, Aldi Fahrezi, and Ali Etemad. A bag of tricks for few-shot class-incremental learning. *arXiv preprint arXiv:2403.14392*, 2024. 2
- [37] Olga Russakovsky, Jia Deng, Hao Su, Jonathan Krause, Sanjeev Satheesh, Sean Ma, Zhiheng Huang, Andrej Karpathy, Aditya Khosla, Michael Bernstein, et al. Imagenet large scale visual recognition challenge. *International journal of computer vision*, 115:211–252, 2015. 5, 7, 12
- [38] Ravid Shwartz-Ziv, Micah Goldblum, Yucen Li, C Bayan Bruss, and Andrew G Wilson. Simplifying neural network training under class imbalance. *Advances in Neural Information Processing Systems*, 36:35218–35245, 2023. 2, 4
- [39] Zeyin Song, Yifan Zhao, Yujun Shi, Peixi Peng, Li Yuan, and Yonghong Tian. Learning with fantasy: Semantic-aware virtual contrastive constraint for few-shot class-incremental learning. In *Proceedings of the IEEE/CVF conference on computer vision and pattern recognition*, pages 24183–24192, 2023. 1, 2, 5, 6, 7, 8
- [40] Yu-Ming Tang, Yi-Xing Peng, Jingke Meng, and Wei-Shi Zheng. Rethinking few-shot class-incremental learning: Learning from yourself. In *European Conference on Computer Vision*, pages 108–128. Springer, 2025. 2, 4, 5, 6, 7, 8, 12
- [41] Xiaoyu Tao, Xiaopeng Hong, Xinyuan Chang, Songlin Dong, Xing Wei, and Yihong Gong. Few-shot class-incremental learning. In *Proceedings of the IEEE/CVF conference on computer vision and pattern recognition*, pages 12183–12192, 2020. 1, 2, 3, 5, 12
- [42] Songsong Tian, Lusi Li, Weijun Li, Hang Ran, Xin Ning, and Prayag Tiwari. A survey on few-shot class-incremental learning. *Neural Networks*, 169:307–324, 2024. 1, 2
- [43] Guido M Van de Ven, Hava T Siegelmann, and Andreas S Tolias. Brain-inspired replay for continual learning with artificial neural networks. *Nature communications*, 11(1):4069, 2020. 1
- [44] Guido M Van de Ven, Tinne Tuytelaars, and Andreas S Tolias. Three types of incremental learning. *Nature Machine Intelligence*, 4(12):1185–1197, 2022. 1, 2
- [45] Laurens Van der Maaten and Geoffrey Hinton. Visualizing data using t-sne. *Journal of machine learning research*, 9(11), 2008. 3
- [46] Catherine Wah, Steve Branson, Peter Welinder, Pietro Perona, and Serge Belongie. The caltech-ucsd birds-200-2011 dataset. 2011. 5, 7, 12
- [47] Qi-Wei Wang, Da-Wei Zhou, Yi-Kai Zhang, De-Chuan Zhan, and Han-Jia Ye. Few-shot class-incremental learning via training-free prototype calibration. *Advances in Neural Information Processing Systems*, 36, 2024. 1, 2, 5, 6, 7
- [48] Yu-Xiong Wang, Deva Ramanan, and Martial Hebert. Learning to model the tail. *Advances in neural information processing systems*, 30, 2017. 4
- [49] Yue Wu, Yinpeng Chen, Lijuan Wang, Yuancheng Ye, Zicheng Liu, Yandong Guo, and Yun Fu. Large scale incremental learning. In *Proceedings of the IEEE/CVF conference on computer vision and pattern recognition*, pages 374–382, 2019. 1
- [50] Shipeng Yan, Jiangwei Xie, and Xuming He. Der: Dynamically expandable representation for class incremental learning. In *Proceedings of the IEEE/CVF conference on computer vision and pattern recognition*, pages 3014–3023, 2021. 1
- [51] Yibo Yang, Shixiang Chen, Xiangtai Li, Liang Xie, Zhouchen Lin, and Dacheng Tao. Inducing neural collapse in imbalanced learning: Do we really need a learnable classifier at the end of deep neural network? *Advances in neural information processing systems*, 35:37991–38002, 2022. 2, 3, 4
- [52] Yibo Yang, Haobo Yuan, Xiangtai Li, Zhouchen Lin, Philip Torr, and Dacheng Tao. Neural collapse inspired feature-classifier alignment for few-shot class incremental learning. *arXiv preprint arXiv:2302.03004*, 2023. 1, 2, 5
- [53] Lu Yu, Bartłomiej Twardowski, Xialei Liu, Luis Herranz, Kai Wang, Yongmei Cheng, Shangling Jui, and Joost van de Weijer. Semantic drift compensation for class-incremental learning. In *Proceedings of the IEEE/CVF conference on computer vision and pattern recognition*, pages 6982–6991, 2020. 1
- [54] Sangdoon Yun, Dongyoon Han, Seong Joon Oh, Sanghyuk Chun, Junsuk Choe, and Youngjoon Yoo. Cutmix: Regularization strategy to train strong classifiers with localizable features. In *Proceedings of the IEEE/CVF international conference on computer vision*, pages 6023–6032, 2019. 3
- [55] Chi Zhang, Nan Song, Guosheng Lin, Yun Zheng, Pan Pan, and Yinghui Xu. Few-shot incremental learning with continually evolved classifiers. In *Proceedings of the IEEE/CVF*

- conference on computer vision and pattern recognition*, pages 12455–12464, 2021. 1, 2, 5, 6, 7, 12
- [56] Jinghua Zhang, Li Liu, Olli Silvén, Matti Pietikäinen, and Dewen Hu. Few-shot class-incremental learning for classification and object detection: A survey. *IEEE Transactions on Pattern Analysis and Machine Intelligence*, 2025. 1, 2
- [57] Yifan Zhang, Bingyi Kang, Bryan Hooi, Shuicheng Yan, and Jiashi Feng. Deep long-tailed learning: A survey. *IEEE transactions on pattern analysis and machine intelligence*, 45(9):10795–10816, 2023. 4
- [58] Bowen Zhao, Xi Xiao, Guojun Gan, Bin Zhang, and Shu-Tao Xia. Maintaining discrimination and fairness in class incremental learning. In *Proceedings of the IEEE/CVF conference on computer vision and pattern recognition*, pages 13208–13217, 2020. 1
- [59] Hanbin Zhao, Yongjian Fu, Mintong Kang, Qi Tian, Fei Wu, and Xi Li. Mgsvf: Multi-grained slow versus fast framework for few-shot class-incremental learning. *IEEE Transactions on Pattern Analysis and Machine Intelligence*, 46(3):1576–1588, 2021. 1, 2
- [60] Da-Wei Zhou, Fu-Yun Wang, Han-Jia Ye, Liang Ma, Shiliang Pu, and De-Chuan Zhan. Forward compatible few-shot class-incremental learning. In *Proceedings of the IEEE/CVF conference on computer vision and pattern recognition*, pages 9046–9056, 2022. 1, 2, 5, 6, 7
- [61] Da-Wei Zhou, Han-Jia Ye, Liang Ma, Di Xie, Shiliang Pu, and De-Chuan Zhan. Few-shot class-incremental learning by sampling multi-phase tasks. *IEEE Transactions on Pattern Analysis and Machine Intelligence*, 45(11):12816–12831, 2022. 1, 2, 5, 6, 7
- [62] Da-Wei Zhou, Qi-Wei Wang, Zhi-Hong Qi, Han-Jia Ye, De-Chuan Zhan, and Ziwei Liu. Class-incremental learning: A survey. *IEEE Transactions on Pattern Analysis and Machine Intelligence*, 2024. 1, 2, 3, 8
- [63] Yixuan Zhou, Yi Qu, Xing Xu, and Hengtao Shen. Imbsam: A closer look at sharpness-aware minimization in class-imbalanced recognition. In *Proceedings of the IEEE/CVF International Conference on Computer Vision*, pages 11345–11355, 2023. 2, 3, 4
- [64] Yixiong Zou, Shanghang Zhang, Yuhua Li, and Ruixuan Li. Margin-based few-shot class-incremental learning with class-level overfitting mitigation. *Advances in neural information processing systems*, 35:27267–27279, 2022. 5

Appendix

A. Experimental Setup

Dataset. Following previous works in FSCIL, we conduct experiments on CIFAR-100 [27], *miniImageNet* [37], and CUB-200 [46] datasets using the data splits in [41]. CIFAR-100 and *miniImageNet* allocates 60 classes for base session, and 5 classes for each of the 8 evenly split incremental sessions. For CUB-200, 100 classes are assigned to the base session, followed by 10 incremental sessions with 10 classes each. All datasets follow a 5-shot setting.

Evaluation Metrics. Following the popular evaluation setting of FSCIL [41, 55], we use average accuracy (a_{ACC}) for evaluation. Additionally, unlike previous works that report only the total accuracy, we separately report the average accuracy of base classes and incremental classes. We also use generalized average accuracy (g_{ACC}) [40], which is designed to provide a balanced evaluation of FSCIL methods by incorporating a tunable parameter α that adjusts the weight assigned to base and novel class accuracy. Furthermore, when measuring model complexity, we use an input size of 32×32 .

Implementation Details. We experiment on a ResNet-20 backbone for CIFAR-100, and a ResNet-18 backbone for both *miniImageNet* and CUB-200. Other architectures may be used as long as they remain consistent across all compared methods. To ensure a fair comparison, we standardize key hyperparameters, including the size of the input image, optimizer, learning rate, learning rate scheduler, and batch size, across all training configurations. All experiments are conducted on a single NVIDIA A5000 GPU. We reproduce 8 FSCIL methods and unify them under a single codebase to maintain a consistent code environment. The reimplementation of all methods is based on publicly available GitHub implementations.

B. Additional Analysis

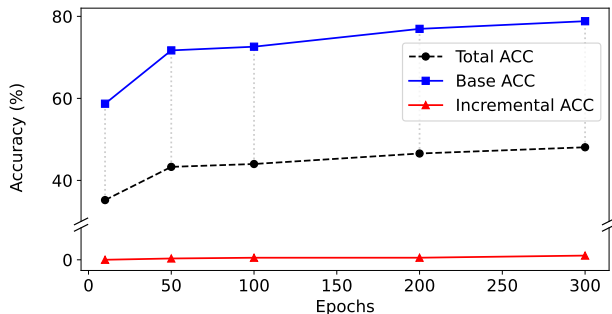


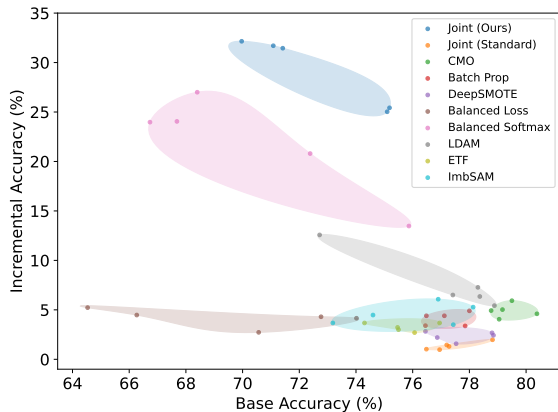
Figure B1. Base session and incremental session average accuracy of joint training on CIFAR-100 [28] in the last session of a 5-way 5-shot FSCIL setting.

Joint Training Performance Imbalance. To examine the effectiveness of joint training in FSCIL, we show the base and incremental session average accuracy of joint training in Figure B1. We observe that joint training achieves near-zero accuracy on incremental classes and its overall performance is heavily biased toward base class accuracy. The gap between base and incremental accuracies becomes more evident as the number of base session training epochs increases.

Table A1. Average false positive rate, average false negative rate of joint training in CIL and FSCIL setting.

| Method | FP rate | FN rate |
|----------------------|---------|---------|
| CIL Joint training | 0.254 | 0.255 |
| FSCIL Joint training | 0.488 | 0.521 |

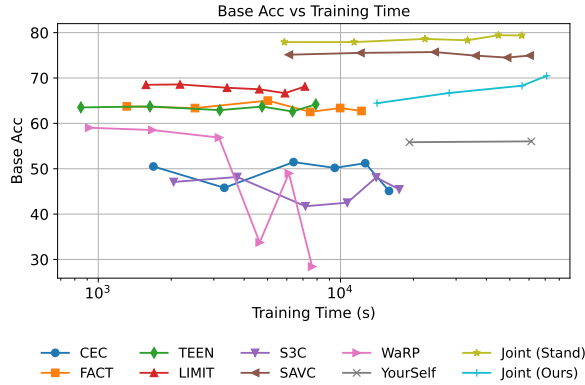
Inter-Task Class Separation in Joint Training. To determine the presence of the inter-task class separation (ICS) issue, analyzing the decision boundary is essential. This can be assessed using false positive (FP) and false negative (FN) rates to evaluate how well the boundary is formed. Accordingly, we compare the FP and FN rates of joint training in CIL and FSCIL settings in Table A1. On average, FSCIL exhibits higher FP and FN rates than CIL, indicating that the ICS issue is more severe in FSCIL joint training compared to CIL.



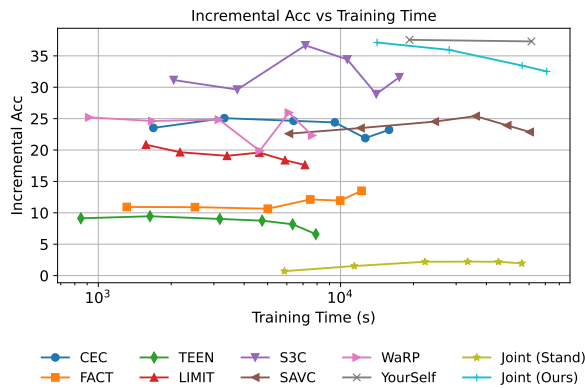
(a) Base session and incremental session accuracy

Figure B2. Performance comparison of our proposed approach, standard joint training, and imbalanced learning methods on CIFAR-100 [28] in the last session of a 5-way 5-shot FSCIL setting. After 30 iterations of hyperparameter random search, we show the base session and incremental session accuracy of the top-5 trials for each method. The best trials are determined based on a_{ACC} . **Joint (Ours)** consists of a combination of CMO, Balanced Softmax, and ImbSAM.

Exploring the Upper Bound in FSCIL. Figure B2 com-



(a) Base Classes



(b) Incremental Classes

Figure B3. Performance comparison of base and incremental classes across different training times in CIFAR-100. Training time is presented in log scale.

compares base and incremental accuracy across the top-5 trials for each method. Our joint training achieves markedly higher incremental accuracy, whereas most other approaches—including standard joint training—show near-zero accuracy on incremental classes, indicating severe overfitting to base classes.

Training Time vs. Performance in Base and Incremental Classes. Following Section 5.2.1, we compare the performance of base and incremental classes relative to training time across different methods. For base classes, standard joint training and SAVC achieve higher performance, reflecting their longer training times. In contrast, incremental accuracy is highest for our joint training and YourSelf. Overall, our joint training maintains strong performance on both base and incremental classes, leading to the highest $aAcc$ and $gAcc$. Notably, TEEN and LIMIT show a trend where longer training improves base class performance but degrades incremental class performance, likely due to overfitting to base classes as training epochs increase.