

Hints of Primordial Magnetic Fields at Recombination and Implications for the Hubble Tension

Karsten Jedamzik,^{1,*} Levon Pogosian,^{2,†} and Tom Abel^{3,4,5,‡}

¹*Laboratoire de Univers et Particules de Montpellier, UMR5299-CNRS,
Universite de Montpellier, 34095 Montpellier, France*

²*Department of Physics, Simon Fraser University, Burnaby, BC, V5A 1S6, Canada*

³*Kavli Institute for Particle Astrophysics and Cosmology,*

Stanford University, 452 Lomita Mall, Stanford, CA 94305, USA

⁴*Department of Physics, Stanford University, 382 Via Pueblo Mall, Stanford, CA 94305, USA*

⁵*SLAC National Accelerator Laboratory, 2575 Sand Hill Road, Menlo Park, CA 94025, USA*

Primordial Magnetic Fields (PMFs), long studied as potential relics of the early Universe, accelerate the recombination process and have been proposed as a possible way to relieve the Hubble tension. However, previous studies relied on simplified toy models. In this study, for the first time, we use the recent high-precision evaluations of recombination with PMFs, incorporating full magnetohydrodynamic (MHD) simulations and detailed Lyman-alpha radiative transfer, to test PMF-enhanced recombination ($b\Lambda$ CDM) against observational data from the cosmic microwave background (CMB), baryon acoustic oscillations (BAO), and Type Ia supernovae (SN). Focusing on non-helical PMFs with a Batchelor spectrum, we find a preference for present-day total field strengths of approximately 5-10 pico-Gauss. Depending on the dataset combination, this preference ranges from mild ($\sim 1.8\sigma$ with Planck + DESI) to moderate ($\sim 3\sigma$ with Planck + DESI + SH0ES-calibrated SN) significance. The $b\Lambda$ CDM has Planck + DESI χ^2 values equal or better than those of the Λ CDM model while predicting a higher Hubble constant. The favored field strengths align closely with those required for cluster magnetic fields to originate entirely from primordial sources, without the need for additional dynamo amplification or stellar magnetic field contamination. Future high-resolution CMB temperature and polarization measurements will be crucial for confirming or further constraining the presence of PMFs at recombination.

I. INTRODUCTION

With cosmology entering the era where multiple independent datasets are able to constrain key aspects of the cosmological model with precision comparable to that of the cosmic microwave background (CMB), tensions between certain datasets have emerged in the context of the Λ Cold Dark Matter (Λ CDM) model. Most prominent among them is “the Hubble tension” – a 5σ discrepancy between the value of the Hubble constant, $H_0 = 67.36 \pm 0.54$ km/s/Mpc, inferred from the Planck CMB data [1], and $H_0 = 73.04 \pm 1.04$ km/s/Mpc measured by the SH0ES collaboration using supernovae Type Ia (SN) calibrated on Cepheid stars observed by the Hubble Space Telescope (HST) [2, 3]. SN calibrations using Tip of the Red Giant Branch (TRGB) stars, J-Region Asymptotic Giant Branch (JAGB) stars, and Cepheids from the James Webb Space Telescope (JWST) also yield larger H_0 [4], albeit with larger uncertainties, with the uncertainties expected to shrink considerably as more JWST data becomes available. A lesser tension concerns measurements of the matter clustering amplitude quantified by the parameter S_8 . The Planck-CMB-inferred value is $S_8 = 0.832 \pm 0.013$, while the joint analysis of galaxy counts and galaxy weak lens-

ing data [5] from the Dark Energy Survey Year 3 (DES-Y3) [6] and Kilo-Degree Survey (KiDS-1000) [7] yields $S_8 = 0.790^{+0.018}_{-0.014}$. Another minor tension emerged recently between the value of the matter density fraction, Ω_m , obtained from uncalibrated SN luminosities and that from the Baryon Acoustic Oscillations (BAO) measurements. The Pantheon+ (PP) SN data yields $\Omega_m = 0.334 \pm 0.018$ [8], in good agreement with DES-Y5 [9] and Union3 [10] SN datasets, while the BAO measurements by the Dark Energy Spectroscopic Instrument (DESI) give $\Omega_m = 0.295 \pm 0.015$ [11].

The Hubble tension generated significant interest in extensions of the Λ CDM model [12]. Of special interest was the realization that Primordial Magnetic Fields (PMFs), if present in the pre-recombination plasma, would generate baryon inhomogeneities and speed up the recombination process [13], bringing the CMB-deduced value of H_0 closer to that found from distance-ladders [14]. These findings, reproduced by other groups [15, 16], were based on a simple toy-model of baryon clumping. Unlike many specially designed solutions to the Hubble tension, PMFs have been a subject of continuous study over many decades as the possible source of observed galactic and cluster magnetic fields [17]. Interest in PMFs increased with tentative evidence for magnetic fields in the extragalactic space from non-observation of GeV γ -ray halos around TeV blazars [18] and the synchrotron emission from a few-Mpc-long ridge connecting two merging clusters of galaxies [19]. However, with non-primordial astrophysical explanations of these low-redshift observa-

* karsten.jedamzik@umontpellier.fr

† levon_pogosian@sfu.ca

‡ tabel@stanford.edu

tions being difficult to rule out [20], the only sure way to prove the primordial origin of cosmic magnetic fields would be to find their signatures in the CMB. For a long time, CMB-based studies of PMFs have only led to \sim nano-gauss (nG) upper bounds on the comoving field strength [21, 22], until the realization that the effects of baryon clumping on recombination may strengthen such upper limits by up to two orders of magnitude [23].

Another significant development happened in the past four years that, together with baryon clumping, has taken PMF studies to a new level. Finding viable models of primordial magnetogenesis proved challenging, with inflationary magnetogenesis requiring postulating new physics to break the conformal invariance of electromagnetism [24–26], while PMFs generated in phase transitions [27, 28], until recently, were not expected to leave observable signatures in the CMB [29]. The prediction for phase-transition-generated PMFs depends crucially on the evolution of the field between the epoch of magnetogenesis and recombination. Leaning on analogies with hydrodynamics, Ref. [30] formulated such an evolutionary model. However, recent detailed studies [31] of freely decaying MHD turbulence show that the analogy with hydrodynamics is not perfect. The authors of [31] proposed (see also [32, 33]) that even non-helical magnetic fields undergo an inverse cascade governed by the conservation of a new invariant named “Hosking integral”, and that the time-scale of evolution is not governed by the Alfvén time-scale but the much slower magnetic reconnection time-scale. The first claim was then subsequently confirmed by [34], whereas the second claim has not been found to be correct, although a significantly slower evolution time-scale was found than that previously assumed in [35]. It is important to note that such studies cannot currently be performed for realistic Lundquist numbers relevant to the early universe plasma, but they indicate that phase-transition-generated PMFs may well evolve to produce enough PMF strength to relieve the Hubble tension and explain extragalactic magnetic fields [36].

Earlier studies of the PMF effects on recombination and their impact on CMB anisotropies were based on simple toy models, which moreover did not have a straightforward relation to the final magnetic field strength. With future CMB temperature and polarization experiments promising to distinguish deviations from standard recombination at a few-percent level [37–40], a need for more detailed theoretical modelling of the recombination process in the presence of PMFs emerged. Significant progress in this direction was made over the past two years. Extensive 3D MHD simulations combined with Lyman- α photon transport were performed in [41] to determine the redshift evolution of the ionized fraction $x_e(z)$ from $z = 4500$ to $z = 10$ for non-helical PMFs with a Batchelor spectrum. In this paper, for the first time, we use the MHD-derived $x_e(z)$ in the appropriately modified standard Boltzmann code CAMB [42] to compute CMB anisotropy spectra and derive constraints on the PMF and the Hubble constant from the available data.

	$ \chi^2_{b\Lambda\text{CDM}} - \chi^2_{\Lambda\text{CDM}} $	b_{pmf} [nG]
PL	-1.7	0.0029 ± 0.0021
PL+DESI	-4.7	0.0042 ± 0.0023
PL+DESI+PP	-3.83	0.0038 ± 0.0021
PL+DESI+ACT	-5.3	0.0030 ± 0.0017
PL+DESI+SPT	-5.2	0.0036 ± 0.0019
PL+DESI+PP+ M_b	-15.25	0.0096 ± 0.0032
PL+DESI+ACT+PP+ M_b	-11.8	0.0064 ± 0.0021
PL+DESI+SPT+PP+ M_b	-17.8	0.0074 ± 0.0024

TABLE I. Differences in χ^2 between $b\Lambda\text{CDM}$ and ΛCDM fits to Planck (PL), and combinations of PL with DESI BAO, uncalibrated Pantheon+ (PP) SN, and PP calibrated using the SH0ES value of the absolute magnitude, (PP+ M_b), along with the corresponding best fit $z = 10$ PMF strengths b_{pmf} . The corresponding PMF strengths at the epoch of recombination are about an order of magnitude larger (See Table III in Methods).

II. RESULTS

We present our constraints on PMFs in terms of the total (*i.e.* integrated over all scales) root-mean-square comoving field strength b_{pmf} at $z = 10$ corresponding to the final time of the MHD simulations [41]. The corresponding field strength at recombination, evaluated at the peak of the visibility function ($z \approx 1090$), is approximately a factor of ten larger. This is due to additional damping that takes place shortly after recombination as the plasma transforms from highly viscous to turbulent state. Weaker, logarithmic damping occurs between $z \approx 100$ and $z = 0$ [30], which means the present-day PMF is comparable to b_{pmf} , but about 17% smaller. We refer to ΛCDM with a PMF as the $b\Lambda\text{CDM}$ model.

Details of the computations of the ionization history are given in Sec. IV A and Sec. IV B of Methods. In deriving the constraints on PMFs, we used the mean ionization histories obtained by averaging over 5 MHD realizations at each magnetic strength. This method does not account for the considerable sample variance around the mean predictions. To estimate just how much of a difference this makes, we separately performed a parameter fit using simulations with randomly generated ionization histories based on the MHD-derived covariance. The details of this investigation are presented in Sec. IV C of Methods, where we show that, as expected, accounting for the sample variance increases the uncertainty in b_{pmf} , while the uncertainties in H_0 and other cosmological parameters remain largely unchanged.

Table I summarizes the mean values and the standard deviations of b_{pmf} obtained from all the different data combinations considered in this work, along with the improvements in the combined χ^2 relative to the corresponding ΛCDM model fits. The datasets are described in Sec. IV D of Methods. We find that the Planck (PL) data by itself shows $\sim 1\sigma$ preference for b_{pmf} , yielding 0.0029 ± 0.0021 nG and only a modest improvement of -1.7 in the χ^2 after adding one new model parameter.

	Λ CDM PL+DESI	$b\Lambda$ CDM PL+DESI	$b\Lambda$ CDM PL+DESI+PP+ M_b
b_{pmf} [nG]	-	0.0042 ± 0.0023	0.0096 ± 0.0032
H_0 [km/s/Mpc]	67.88 ± 0.37	68.52 ± 0.57	69.93 ± 0.58
Ω_m	0.3066 ± 0.0049	0.3024 ± 0.0055	0.2917 ± 0.0048
S_8	0.8154 ± 0.0090	0.8154 ± 0.0090	0.8095 ± 0.0087
χ^2_{Planck}	10973.9	10971.6	10977.6
χ^2_{DESI}	16.55	14.0728	12.91
$\chi^2_{\text{Planck+DESI}}$	10990.4	10985.7	10990.5

TABLE II. The mean values and standard deviations of b_{pmf} , H_0 , S_8 and Ω_m obtained from PL+DESI and PL+DESI+PP+ M_b , along with the best-fit χ^2 values for PL, DESI and PL+DESI.

Combining Planck with DESI BAO, shows a minor preference for a non-zero PMF, $b_{\text{pmf}} = 0.0042 \pm 0.023$, while reducing the combined PL+DESI χ^2 by 4.7. This is driven by the well-known preference of the DESI Year 1 data for a larger product of the Hubble constant and the sound horizon at baryon decoupling $r_{\text{drag}}h$ [11] compared to the Planck Λ CDM derived value (see also Table V in Supplemental Material). Accounting for the PMFs allows for larger CMB-derived $r_{\text{drag}}h$ values, bringing CMB and BAO in better agreement with each other [43].

Combining Planck and DESI data with uncalibrated SN from Pantheon+ (PP) reduces the evidence for PMFs somewhat due to PP favouring a larger Ω_m . However, further combining it with the distance-ladder-determined SN magnitude M_b from SH0ES (“the SH0ES prior”), yields $b_{\text{pmf}} = 0.0096 \pm 0.0032$ nG, a 3σ detection of PMF with $H_0 = 69.93 \pm 0.58$ km/s/Mpc, while reducing the combined χ^2 by 15.25.

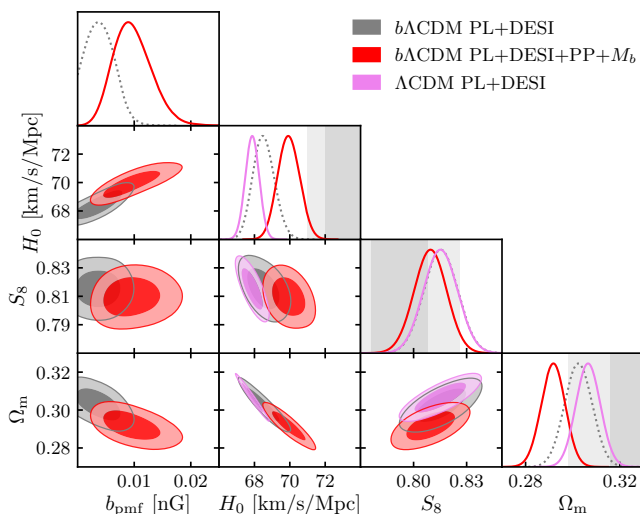


FIG. 1. The marginalized 68% and 95% CL for mean $x_e(z)$ runs for Planck+DESI, Planck+DESI+PP+ M_b , and the Λ CDM fit to Planck+DESI. Shown with grey bands are the 68% and 95% CL bands for the H_0 measurement by SH0ES [2], S_8 from DES+KiDS [7], and Ω_m from PP [8].

The reduction in the PL+DESI+PP+ M_b $b\Lambda$ CDM χ^2 is dominated by the improvement in the SH0ES fit, bring-

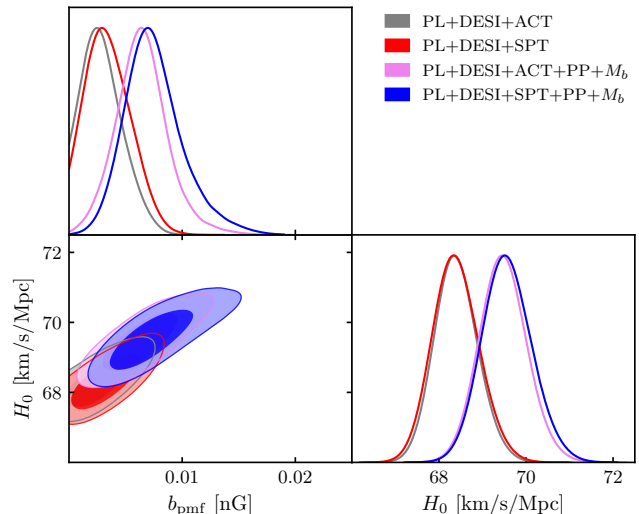


FIG. 2. The marginalized 68% and 95% CL for b_{pmf} and H_0 from fits to Planck+DESI+ACT and Planck+DESI+SPT with and without the “SH0ES prior”, PP+ M_b .

ing the Hubble tension down to 2.7σ . Interestingly, the fit to the combination of CMB and BAO is as good as for Λ CDM, with the worsening of the Planck χ^2 compensated by the improvement in the DESI fit. This can be seen from Table II that lists the mean values and standard deviations in b_{pmf} , H_0 , S_8 and Ω_m obtained from PL+DESI and PL+DESI+PP+ M_b , along with the best fit PL, DESI and PL+DESI χ^2 values, comparing them to those from the Λ CDM PL+DESI fit.

Fig. 1, along with Table II, shows that the potential detection of the PMF is accompanied by a partial relief for both the H_0 and the S_8 tensions. It worsens the Ω_m tension with the SN data, which is the case for any modified recombination solution to the Hubble tension [37, 40, 44]. There are good reasons to expect the Ω_m problem to be entirely separate from the Hubble tension and any physics at recombination. We note that the Ω_m tension can be interpreted as evidence for dynamical dark energy [11] which, however, favours an even lower H_0 .

As previously noted in [15, 16, 45], the CMB temperature and anisotropy spectra on very small angu-

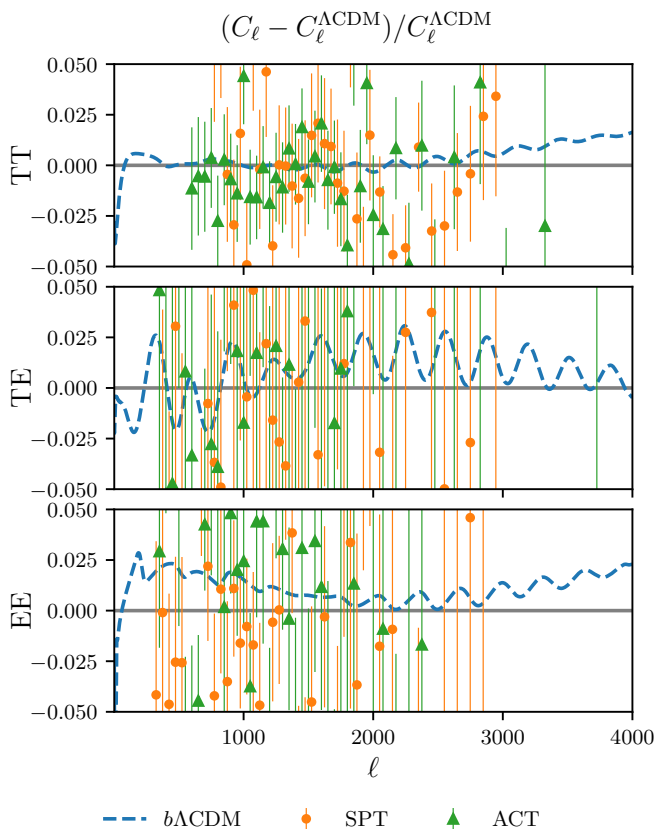


FIG. 3. The CMB TT, TE and EE residuals for the best-fit Planck+DESI+PP+ M_b $b\Lambda$ CDM model relative to the Λ CDM best-fit to Planck+DESI, along with the ACT and SPT band-powers.

lar scales, deep in the Silk damping tail, could be a powerful discriminant of the PMF proposal and other modified recombination models. With this in mind, we perform additional fits to the publicly available high-resolution CMB spectra from ACT [46] and SPT [47]. Fig. 2 shows the posteriors for b_{pmf} and H_0 from fits to Planck+DESI+ACT and Planck+DESI+SPT, with and without the “SH0ES prior”. The corresponding b_{pmf} values and improvements in χ^2 are provided in Table I, while the full parameter tables are provided in Supplemental Material. While both ACT and SPT generally constrain b_{pmf} to smaller values, given the high sensitivity of the small-scale CMB anisotropies to the minute details of the ionization history [40], it is remarkable that the MHD-derived $x_e(z)$ still provide a good fit.

Fig. 3 shows the CMB spectra residuals, *i.e.* the relative differences in C_ℓ^{TT} , C_ℓ^{TE} and C_ℓ^{EE} , for the best-fit PL+DESI+PP+ M_b $b\Lambda$ CDM model relative to the PL+DESI best-fit Λ CDM model, along with the ACT and SPT data. The differences are at a few-percent level that will be well-within the constraining power of future CMB datasets from the Simons Observatory [48] and CMB-S4 [49].

III. DISCUSSION

Using the most comprehensive evaluations of recombination in the presence of PMFs to date, our analysis shows that PMF-accelerated recombination is moderately favored by the combination of current CMB, BAO, and SN observations. Even when fitting $b\Lambda$ CDM models to Planck data alone, we find a mild preference for b_{pmf} , having only one additional theoretical parameter, the final magnetic field strength at the onset of structure formation (around redshift $z \approx 10$). The preference for $b\Lambda$ CDM strengthens when Planck data is combined with BAO measurements from DESI, ultimately reaching a $\sim 3\sigma$ significance level with the inclusion of SH0ES-calibrated SN data.

While the goodness-of-fit to Planck data varies depending on the dataset combination, the fit to DESI data improves considerably. Notably, the PMF-modified recombination history, derived from MHD simulations with no free parameters beyond the PMF strength, provides an acceptable fit to Planck data. This is particularly intriguing given that CMB data is highly sensitive to changes in $x_e(z)$, as demonstrated in the model-independent analysis of [40], where fewer than 0.1% of trial histories produced a good fit to Planck.

The origin of magnetic fields in galaxies, clusters, voids, and ridges remains an open question. Galactic and cluster magnetic fields may arise from seed fields amplified by small-scale dynamos and dispersed by supernova-driven outflows, though the details depend on the specific outflow model [50]. Alternatively, they may have emerged from primordial processes. A minimum field strength of $b_{\text{pmf}} \approx 5$ pG would be required for cluster and galactic magnetic fields to have a purely primordial origin [51]. Intriguingly, this value closely aligns with that favored by cosmological data.

How can we firmly establish the presence of a PMF in the Universe? A promising avenue lies in future high-precision observations of the Silk damping tail of CMB anisotropies [15, 16, 45]. As Fig. 3 suggests, there are likely differences between Λ CDM and $b\Lambda$ CDM at high multipoles, which could ultimately lead to the exclusion of one of these models. Additional constraints may come from future direct measurements of H_0 , including distance-ladder-based observations, as well as BAO surveys, which could further distinguish between the two models. Another promising approach involves upcoming γ -ray observations of nearby blazars, which have the potential to place a lower limit of ~ 1 pG on void magnetic fields [52], a value remarkably close to those favored in this work. If PMFs originate from inflation, their effects on small-scale structure formation might be detectable in the Lyman- α forest [53]. Additionally, gravitational waves sourced by PMFs in the early Universe could provide another observational signature [54]. Looking further ahead, more futuristic prospects include detecting CDM mini-halos induced by baryon clumping [55] and the contribution of cosmological recombination radiation

b_{pmf}	$b_{\text{bmf}}^{\text{rec}}$	$B_{1\text{Mpc}}$
4.45×10^{-3} nG	5.45×10^{-2} nG	1.68×10^{-10} nG
9.25×10^{-3} nG	1.04×10^{-1} nG	1.90×10^{-9} nG
1.93×10^{-2} nG	1.89×10^{-1} nG	2.15×10^{-8} nG
3.66×10^{-2} nG	3.65×10^{-1} nG	2.44×10^{-7} nG

TABLE III. Total comoving magnetic field strengths at $z = 10$, b_{pmf} , for the MHD simulations used in this paper, and the corresponding total comoving field strengths $b_{\text{pmf}}^{\text{rec}}$ evaluated at the peak of the visibility function ($z \approx 1090$). Also shown are the values of $B_{1\text{Mpc}}$ commonly used in the literature on CMB anisotropy constraints on PMF.

(CRR) to CMB spectral distortions [56].

Clearly, a firm detection of a PMF will require a multi-messenger approach. If achieved, it would provide invaluable insights into the early Universe evolution and potential extensions of the standard model of particle physics.

IV. METHODS

A. Ionization histories from MHD simulations

For the computation of the average ionized fraction $\bar{x}_e(z)$ we use a suite of detailed MHD simulations. Magnetohydrodynamic evolution of the magnetized baryon fluid is computed with a modified version of the publicly available code ENZO [57]. The simulations assume a non-helical magnetic field with Batchelor spectrum. The evolution of local electron density is computed using a private cosmic recombination code. This code mimics the code RECFAST [58–60] and reproduces the results of RECFAST in a homogeneous non-magnetized Universe to better than the 0.5% accuracy. The private recombination code accounts for the mixing of Lyman- α photons which is important at small magnetic field strengths (*i.e.* small coherence scales). In our simulation we assume 100% mixing of Lyman- α photons between different regions, inspired by the results of detailed Monte-Carlo simulations of Lyman- α photon transport [41]. The evolution of the baryon gas takes into account the drag force exerted by the CMB photons on moving baryons. Local speed of sound and drag force are computed from the local ionized fraction. A detailed investigation of Lyman- α photon loss due to peculiar motions of the baryons establishes that such effects may be approximately neglected as they influence \bar{x}_e at a less than 1% level. The simulations also take into account hydrodynamic heating of baryons by dissipation of magnetic fields. The relatively small simulations of 256^3 zones are computationally demanding and require about 2 CPU-years. A detailed analysis makes sure that the most relevant modes influencing $\bar{x}_e(z)$ are simulated. However, the smallness of the simulation volume results in significant realization variance. We discuss this issue in the next section. Some residual dependence on unsimulated UV modes still remains.

Final field strength at $z = 10$, b_{pmf} , is computed by independent simulations taking into account those modes which dominate the final field. The corresponding field strengths at recombination ($z \approx 1090$) are approximately a factor of ten larger and are provided in Table III. This is due to the additional damping that takes place shortly after recombination when the plasma transitions from highly viscous to turbulent state. Between $z \approx 100$ and $z = 0$, the damping is logarithmic [30], which means the present-day PMF is about 17% smaller than b_{pmf} , but still comparable to it. Constraints on PMFs from CMB anisotropies are often presented in terms of the field strength smoothed over a 1 Mpc size region, $B_{1\text{Mpc}}$, and the magnetic spectrum index n_B [21, 22, 61]. For the Batchelor spectrum, $n_B = 2$ (in the notation where the scale-invariant spectrum has $n_B = -3$), making $B_{1\text{Mpc}}$ negligible compared to $b_{\text{pmf}}^{\text{rec}}$.

B. Obtaining ionization histories for general values of PMF strengths and cosmological parameters

The MHD simulations provide us with the difference in $x_e(z)$ relative to a fiducial ΛCDM model ionization history between $z = 4500$ and $z = 10$ for 4 values of $z = 10$ comoving PMF strengths: $b_{\text{pmf}} = 4.45$ pG, 9.25 pG, 19.3 pG and 36.6 pG, with cosmological parameters at their fiducial values Ω^{fid} . The relative difference is defined as

$$\Delta_e(z, \Omega^{\text{fid}}) = \frac{x_e^{\text{pmf}}(z, \Omega^{\text{fid}}) - x_e^{\Lambda\text{CDM}}(z, \Omega^{\text{fid}})}{x_e^{\Lambda\text{CDM}}(z, \Omega^{\text{fid}})}. \quad (1)$$

We then use linear interpolation to obtain $\Delta_e(z, \Omega^{\text{fid}})$ for other values of b_{pmf} , with $\Delta_e(z, \Omega^{\text{fid}}) = 0$ for $b_{\text{pmf}} = 0$ by definition. We assume that the dependence of $x_e^{\text{PMF}}(z)$ on the cosmological parameters is largely the same as in ΛCDM , implying that $\Delta_e(z)$ is effectively independent of cosmological parameters for models that are reasonably close to ΛCDM . With that assumption, we obtain $x_e^{\text{pmf}}(z)$ for a given vector of cosmological parameters Ω as

$$x_e^{\text{pmf}}(z, \Omega) = x_e^{\Lambda\text{CDM}}(z, \Omega)[1 + \Delta_e(z, \Omega^{\text{fid}})], \quad (2)$$

and implement it in RECFAST inside CAMB that is used with Cobaya [62, 63] to constrain the parameters.

C. Using randomly generated ensemble of ionization histories instead of the mean $x_e(z)$

For the main results of this paper, we used the mean ionization histories obtained by averaging over 5 MHD realizations. Doing so does not account for the large variance in $\Delta_e(z)$ from realization to realization clearly seen in Fig. 4. Strictly speaking, the constraints we derive on b_{pmf} and the cosmological parameters should account for the theoretical uncertainty in $\Delta_e(z)$, which in our

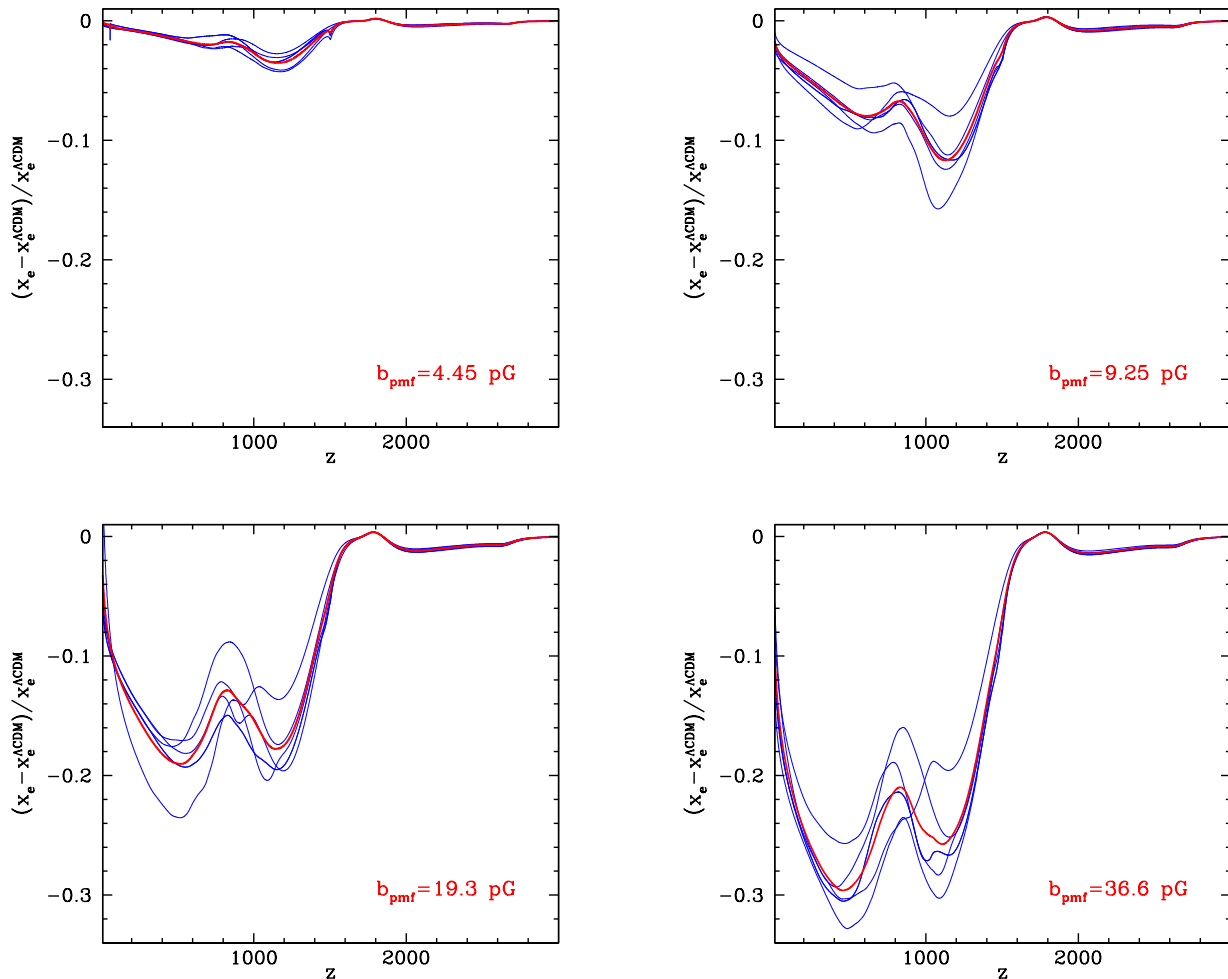


FIG. 4. Relative differences in the ionization histories $x_e(z)$ with respect to the reference Λ CDM model obtained from MHD simulations with total $z = 10$ comoving magnetic field strength of 4.45 pG (top-left), 9.25 pG (top-right), 19.3 pG (bottom-left) and 36.6 pG (bottom-right). The present-day field strength values are approximately 17% lower, while the corresponding values at recombination are given in Table III and are a factor of 10 larger. The blue lines are the results from the 5 realizations at each b_{pmf} with the mean ionization history shown in red.

case is dominated by the sample variance of the MHD-derived results. To investigate the impact of accounting for the sample variance in $\Delta_e(z)$, we ran MCMC chains for one data combination, Planck+DESI+PP+ M_b , using ionization histories randomly generated from a Gaussian distribution with the mean and covariance derived from the 5 MHD realizations at each PMF strength.

The ensemble of realizations was generated as follows. Let vector $\mathbf{x} = \{x_i\}$ represent $\Delta_e(z_i)$ at a set of discrete values of redshift z_i . For a given b_{pmf} , we have 5 realizations of \mathbf{x} from which we can compute the mean, $\langle \mathbf{x} \rangle$ and the covariance $C \equiv \langle (\mathbf{x} - \langle \mathbf{x} \rangle)(\mathbf{x} - \langle \mathbf{x} \rangle)^T \rangle$.

To generate a random vector \mathbf{y} from a Gaussian distribution of covariance C and mean $\langle \mathbf{x} \rangle$, we first use the Singular Value Decomposition (SVD) method to decompose the covariance into $C = UWV^T$, where U and V are orthogonal matrices and W is a diagonal matrix of singu-

lar values of C . For a symmetrical matrix C , such as our covariance, $U = V$ and the elements of W are the eigenvalues of C . Next, we consider a vector \mathbf{g} drawn from a Gaussian distribution of zero mean and unit covariance, *i.e.* $\langle \mathbf{g} \rangle = 0$ and $\langle \mathbf{g}\mathbf{g}^T \rangle = \mathbb{I}$, and build our random vector as $\mathbf{y} = \langle \mathbf{x} \rangle + L\mathbf{g}$, where $L = U\sqrt{W}$. One can readily check that $\langle \mathbf{y} \rangle = \langle \mathbf{x} \rangle$, and $\langle (\mathbf{y} - \langle \mathbf{y} \rangle)(\mathbf{y} - \langle \mathbf{y} \rangle)^T \rangle = \langle L\mathbf{g}\mathbf{g}^T L^T \rangle = L\langle \mathbf{g}\mathbf{g}^T \rangle L^T = UWU^T = C$. Thus, the random vector \mathbf{y} has the desired mean and covariance. In practice, only a handful of eigenvalues have non-negligible values, and thus only a small number of eigenvectors of C (or rows of matrix L), corresponding to the largest eigenvalues, need to be stored to accurately generate \mathbf{y} .

The mean and covariance for a given b_{pmf} are obtained by linearly interpolating over the means and covariances at 4 b_{pmf} values available from MHD simulations. Fig. 5 shows a collection of randomly generated $\Delta_e(z)$ corre-

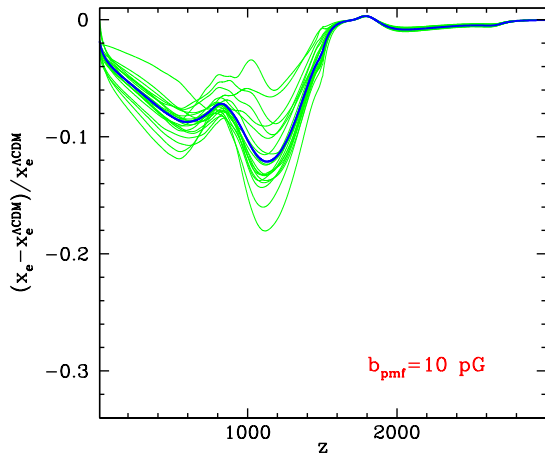


FIG. 5. $\Delta_e(z)$ generated randomly from a Gaussian distribution a mean and covariance corresponding to $b_{\text{pmf}} = 10$ pG. The figure shows 20 random histories in green and the mean in blue.

sponding to $b_{\text{pmf}} = 10$ pG.

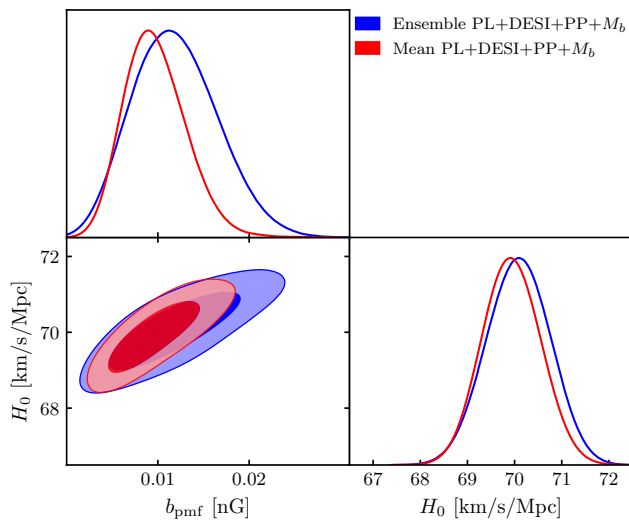


FIG. 6. The marginalized 68% and 95% CL comparing using the mean vs randomly generated $x_e(z)$ when fitting to PL+DESI+PP+ M_b .

Fig. 6 compares posteriors of b_{pmf} and H_0 obtained by fitting an ensemble of randomly generated $x_e(z)$ using the above method *vs* using the mean $x_e(z)$ as in the main text of the paper for PL+DESI+PP+ M_b . As expected, the posteriors are generally wider, especially for b_{pmf} , but the differences in constraints on cosmo-

logical parameters, including H_0 , are minor. We obtain $b_{\text{pmf}} = 0.012 \pm 0.0044$ nG from the ensemble-based MCMC, compared to $b_{\text{pmf}} = 0.0096 \pm 0.0032$ nG we obtained from the same data combination while using the mean $x_e(z)$, corresponding to a 37% increase in uncertainty, and roughly the same statistical significance of b_{pmf} detection. The corresponding values of the Hubble constant were $H_0 = 70.08 \pm 0.63$ and $H_0 = 69.93 \pm 0.58$ km/s/Mpc for the ensemble-based and the mean-based runs, respectively. The convergence of the ensemble-based MCMC runs is very slow, which is why most of our results are based on using the mean ionization histories. As more MHD runs, or runs using larger simulation boxes become available, the uncertainty around the mean will decrease and the difference between the two methods should disappear, and the MCMC convergence should improve.

D. Datasets

Our datasets included the $\ell > 30$ CMB temperature (TT), polarization (EE) and cross-correlation (TE) angular spectra, C_ℓ^{TT} , C_ℓ^{EE} and C_ℓ^{TE} , as implemented in the Planck PR4 CamSpec (NPIPE) likelihood [64], the Planck 2018 baseline $\ell < 30$ TT and EE likelihoods [1], and the Planck PR4 CMB lensing likelihood [65]. In addition, we used the 12 BAO measurements at 7 effective redshifts from the DESI Year 1 release [11], and the Pantheon+ (PP) SN dataset [8] calibrated using the brightness magnitude $M_b = -19.253 \pm 0.027$ from the cosmic distance ladder measurement by the SH0ES collaboration [2]. We also use the high-resolution CMB TT, TE, EE spectra from the 2022 release of the South Pole Telescope 3G (SPT-3G) experiment [47] and from the 4th data release of the Atacama Cosmology Telescope experiment (ACT-DR4) [46]. We use Cobaya [62, 63] to perform the MCMC analysis.

Acknowledgments. We thank Andrei Frolov and Hamid Mirpoorian for valuable discussions and technical assistance. This research was enabled in part by support provided by the BC DRI Group and the Digital Research Alliance of Canada (alliancecan.ca). K.J. is supported in part by ANR grant COSMAG. L.P. is supported in part by the National Sciences and Engineering Research Council (NSERC) of Canada. T.A. is in part supported by the U.S. Department of Energy SLAC Contract No.DE-AC02-76SF00515.

Appendix A: Supplemental Material

1. Parameter tables

[1] N. Aghanim *et al.* (Planck), *Astron. Astrophys.* **641**, A6 (2020), [Erratum: *Astron.Astrophys.* 652, C4 (2021)],

arXiv:1807.06209 [astro-ph.CO].

Λ CDM	PL	DESI	DESI+ θ_{CMB}	PL+DESI	PL+DESI+PP	PL+DESI+PP+ M_b
$\log(10^{10} A_s)$	3.038 ± 0.014	-	-	3.045 ± 0.014	3.043 ± 0.014	3.052 ± 0.014
n_s	0.9635 ± 0.0040	-	-	0.9671 ± 0.0036	0.9663 ± 0.0036	0.9702 ± 0.0035
$100\theta_{\text{MC}}$	1.04075 ± 0.00025	-	-	1.04092 ± 0.00024	1.04089 ± 0.00024	1.04111 ± 0.00024
$\Omega_b h^2$	0.02218 ± 0.00013	-	-	0.02228 ± 0.00013	0.02226 ± 0.00012	0.02242 ± 0.00012
$\Omega_c h^2$	0.1197 ± 0.0011	-	-	0.11829 ± 0.00081	0.11859 ± 0.00078	0.11707 ± 0.00075
τ_{reio}	0.0526 ± 0.0071	-	-	0.0573 ± 0.0072	0.0563 ± 0.0070	0.0618 ± 0.0073
H_0 [km/s/Mpc]	67.22 ± 0.47	-	-	67.88 ± 0.37	67.74 ± 0.35	68.49 ± 0.34
Ω_m	0.3156 ± 0.0065	0.295 ± 0.014	0.295 ± 0.008	0.3066 ± 0.0049	0.3084 ± 0.0047	0.2988 ± 0.0044
$\Omega_m h^2$	0.14257 ± 0.00099	-	-	0.14122 ± 0.00077	0.14150 ± 0.00075	0.14014 ± 0.00072
σ_8	0.8078 ± 0.0055	-	-	0.8066 ± 0.0056	0.8069 ± 0.0056	0.8058 ± 0.0058
S_8	0.828 ± 0.011	-	-	0.8154 ± 0.0090	0.8181 ± 0.0089	0.8042 ± 0.0086
$r_{\text{drag}} h$ [Mpc]	99.07 ± 0.81	101.89 ± 1.25	101.89 ± 1.01	100.22 ± 0.63	99.98 ± 0.60	101.24 ± 0.59
r_{drag} [Mpc]	147.38 ± 0.24	-	-	147.65 ± 0.21	147.60 ± 0.21	147.82 ± 0.21
z_{drag}	1059.48 ± 0.28	-	-	1059.61 ± 0.28	1059.58 ± 0.27	1059.84 ± 0.27
r_s [Mpc]	144.65 ± 0.24	-	-	144.95 ± 0.20	144.89 ± 0.19	145.16 ± 0.19
z_s	1090.14 ± 0.23	-	-	1089.88 ± 0.20	1089.93 ± 0.19	1089.60 ± 0.18
χ^2_{high}	10543.7	-	-	10545.6	10546.7	10549.3
χ^2_{lensing}	8.51	-	-	8.54	8.79	9.28
χ^2_{lowITT}	23.72	-	-	22.75	22.66	22.60
χ^2_{lowIEE}	395.72	-	-	397.02	396.39	398.75
χ^2_{PL}	10971.7	-	-	10973.9	10974.5	10979.9
χ^2_{DESI}	-	14.71	12.74	16.55	15.55	13.20
χ^2_{PP}	-	-	-	-	1404.9	1406.8
$\chi^2_{M_b}$	-	-	-	-	-	32.12
$\chi^2_{\text{PL+DESI}}$	-	-	-	10990.4	10990.0	10,993.1
$\chi^2_{\text{PL+DESI+PP}}$	-	-	-	-	12395.0	12399.9
$\chi^2_{\text{PL+DESI+PP}+M_b}$	-	-	-	-	-	12432.0

TABLE IV. The mean values and standard deviations of the **primary** and selected derived parameters of the Λ CDM model fit to combinations of Planck (PL), DESI BAO, angular size of the CMB acoustic scale θ_{CMB} , and uncalibrated Pantheon+ (PP) SN, along with the best fit χ^2 values.

- [2] A. G. Riess *et al.*, *Astrophys. J. Lett.* **934**, L7 (2022), arXiv:2112.04510 [astro-ph.CO].
- [3] A. G. Riess, L. Breuval, W. Yuan, S. Casertano, L. M. Macri, J. B. Bowers, D. Scolnic, T. Cantat-Gaudin, R. I. Anderson, and M. C. Reyes, *Astrophys. J.* **938**, 36 (2022), arXiv:2208.01045 [astro-ph.CO].
- [4] W. L. Freedman, B. F. Madore, I. S. Jang, T. J. Hoyt, A. J. Lee, and K. A. Owens, (2024), arXiv:2408.06153 [astro-ph.CO].
- [5] T. M. C. Abbott *et al.* (Kilo-Degree Survey, DES), *Open J. Astrophys.* **6**, 2305.17173 (2023), arXiv:2305.17173 [astro-ph.CO].
- [6] A. Amon *et al.* (DES), *Phys. Rev. D* **105**, 023514 (2022), arXiv:2105.13543 [astro-ph.CO].
- [7] M. Asgari *et al.* (KiDS), *Astron. Astrophys.* **645**, A104 (2021), arXiv:2007.15633 [astro-ph.CO].
- [8] D. Brout *et al.*, *Astrophys. J.* **938**, 110 (2022), arXiv:2202.04077 [astro-ph.CO].
- [9] T. M. C. Abbott *et al.* (DES), *Astrophys. J. Lett.* **973**, L14 (2024), arXiv:2401.02929 [astro-ph.CO].
- [10] D. Rubin *et al.*, (2023), arXiv:2311.12098 [astro-ph.CO].
- [11] A. G. Adame *et al.* (DESI), (2024), arXiv:2404.03002 [astro-ph.CO].
- [12] E. Abdalla *et al.*, *JHEAp* **34**, 49 (2022), arXiv:2203.06142 [astro-ph.CO].
- [13] K. Jedamzik and T. Abel, *JCAP* **10**, 050 (2013).
- [14] K. Jedamzik and L. Pogosian, *Phys. Rev. Lett.* **125**, 181302 (2020), arXiv:2004.09487 [astro-ph.CO].
- [15] L. Thiele, Y. Guan, J. C. Hill, A. Kosowsky, and D. N. Spergel, *Phys. Rev. D* **104**, 063535 (2021), arXiv:2105.03003 [astro-ph.CO].
- [16] M. Rashkovetskiy, J. B. Muñoz, D. J. Eisenstein, and C. Dvorkin, *Phys. Rev. D* **104**, 103517 (2021), arXiv:2108.02747 [astro-ph.CO].
- [17] L. M. Widrow, *Rev. Mod. Phys.* **74**, 775 (2002), arXiv:astro-ph/0207240.
- [18] A. Neronov and I. Vovk, *Science* **328**, 73 (2010), arXiv:1006.3504 [astro-ph.HE].
- [19] F. Govoni, E. Orrù, A. Bonafede, M. Iacobelli, R. Paladino, F. Vazza, M. Murgia, V. Vacca, G. Giovannini, L. Feretti, *et al.*, *Science* **364**, 981 (2019).
- [20] A. E. Broderick, P. Tiede, P. Chang, A. Lamberts, C. Frommer, E. Puchwein, M. Shalaby, and M. Werhahn, *Astrophys. J.* **868**, 87 (2018), arXiv:1808.02959 [astro-ph.HE].
- [21] P. A. R. Ade *et al.* (Planck), *Astron. Astrophys.* **594**, A19 (2016), arXiv:1502.01594 [astro-ph.CO].
- [22] A. Zucca, Y. Li, and L. Pogosian, *Phys. Rev. D* **95**, 063506 (2017), arXiv:1611.00757 [astro-ph.CO].
- [23] K. Jedamzik and A. Saveliev, *Phys. Rev. Lett.* **123**, 021301 (2019), arXiv:1804.06115 [astro-ph.CO].
- [24] M. S. Turner and L. M. Widrow, *Phys. Rev.* **D37**, 2743 (1988).
- [25] B. Ratra, *Astrophys. J.* **391**, L1 (1992).
- [26] R. Durrer and A. Neronov, *Astron. Astrophys. Rev.* **21**, 62 (2013), arXiv:1303.7121 [astro-ph.CO].
- [27] T. Vachaspati, *Phys. Lett.* **B265**, 258 (1991).

$b\Lambda$ CDM	PL	PL+DESI	PL+DESI+PP	PL+DESI+PP+ M_b
$b_{\text{pmf}} [\text{nG}]$	0.0029 ± 0.0021	0.0042 ± 0.0023	0.0038 ± 0.0021	0.0096 ± 0.0032
$\log(10^{10} A_s)$	3.041 ± 0.014	3.048 ± 0.014	3.047 ± 0.014	3.054 ± 0.014
n_s	0.9668 ± 0.0050	0.9714 ± 0.0045	0.9700 ± 0.0044	0.9791 ± 0.0042
$100\theta_{\text{MC}}$	1.04201 ± 0.00124	1.0429 ± 0.00149	1.04260 ± 0.00134	1.0467 ± 0.0019
$\Omega_b h^2$	0.02233 ± 0.00018	0.02248 ± 0.00017	0.02244 ± 0.00017	0.02279 ± 0.00016
$\Omega_c h^2$	0.1198 ± 0.0010	0.11882 ± 0.00092	0.11906 ± 0.00088	0.1192 ± 0.0010
τ_{reio}	0.0535 ± 0.0072	0.0573 ± 0.0071	0.0565 ± 0.0070	0.0589 ± 0.0073
$H_0 [\text{km/s/Mpc}]$	67.75 ± 0.68	68.52 ± 0.57	68.29 ± 0.53	69.93 ± 0.58
Ω_m	0.3112 ± 0.0075	0.3024 ± 0.0055	0.3048 ± 0.0052	0.2917 ± 0.0048
$\Omega_m h^2$	0.1428 ± 0.0010	0.14195 ± 0.00094	0.14214 ± 0.00089	0.1426 ± 0.0011
σ_8	0.8111 ± 0.0063	0.8122 ± 0.0068	0.8119 ± 0.0066	0.8210 ± 0.0074
S_8	0.826 ± 0.011	0.8154 ± 0.0090	0.8184 ± 0.0088	0.8095 ± 0.0087
$r_{\text{drag}} h [\text{Mpc}]$	99.62 ± 0.97	100.77 ± 0.73	100.45 ± 0.69	102.24 ± 0.68
$r_{\text{drag}} [\text{Mpc}]$	147.05 ± 0.37	147.06 ± 0.45	147.08 ± 0.41	146.20 ± 0.53
z_{drag}	1061.4 ± 1.79	1062.6 ± 2.14	1062.2 ± 1.93	1068.0 ± 2.7
$r_s [\text{Mpc}]$	144.36 ± 0.35	144.40 ± 0.43	144.41 ± 0.39	143.59 ± 0.52
z_s	1091.82 ± 1.65	1092.7 ± 2.11	1092.3 ± 1.89	1097.9 ± 2.8
χ^2_{high}	10544	10546.1	10544.8	10551.2
χ^2_{lensing}	8.62	8.56	8.59	9.32
χ^2_{lowITT}	21.66	20.69	20.71	20.65
χ^2_{lowIEE}	395.69	396.21	396.75	396.46
χ^2_{PL}	10970	10971.6	10970.9	10977.6
χ^2_{DESI}	-	14.07	15.14	12.91
χ^2_{PP}	-	-	1405.13	1408.34
$\chi^2_{M_b}$	-	-	-	17.90
$\chi^2_{\text{PL+DESI}}$	-	10985.7	10986.04	10990.51
$\chi^2_{\text{PL+DESI+PP}}$	-	10985.7	12391.17	12398.85
$\chi^2_{\text{PL+DESI+PP+}M_b}$	-	-	-	12416.75

TABLE V. The mean values and standard deviations uncertainties of the **primary** and selected derived parameters of the $b\Lambda$ CDM model fit to combinations of Planck (PL), DESI BAO, uncalibrated Pantheon+ (PP) SN, PP calibrated using the SHOES value of the intrinsic SN brightness (PP+ M_b), along with the best fit χ^2 values.

- [28] T. Vachaspati, Rept. Prog. Phys. **84**, 074901 (2021), arXiv:2010.10525 [astro-ph.CO].
- [29] J. M. Wagstaff and R. Banerjee, JCAP **01**, 002 (2016), arXiv:1409.4223 [astro-ph.CO].
- [30] R. Banerjee and K. Jedamzik, Phys. Rev. D **70**, 123003 (2004), arXiv:astro-ph/0410032.
- [31] D. N. Hosking and A. A. Schekochihin, Phys. Rev. X **11**, 041005 (2021), arXiv:2012.01393 [physics.flu-dyn].
- [32] A. Brandenburg, T. Kahniashvili, and A. G. Tevzadze, Phys. Rev. Lett. **114**, 075001 (2015), arXiv:1404.2238 [astro-ph.CO].
- [33] J. Zrake, Astrophys. J. **794**, L26 (2014), arXiv:1407.5626 [astro-ph.HE].
- [34] H. Zhou, R. Sharma, and A. Brandenburg, J. Plasma Phys. **88**, 905880602 (2022), arXiv:2206.07513 [physics.plasm-ph].
- [35] A. Brandenburg, A. Neronov, and F. Vazza, Astron. Astrophys. **687**, A186 (2024), arXiv:2401.08569 [astro-ph.CO].
- [36] D. N. Hosking and A. A. Schekochihin, Nature Commun. **14**, 7523 (2023), arXiv:2203.03573 [astro-ph.CO].
- [37] N. Lee, Y. Ali-Haïmoud, N. Schöneberg, and V. Poulin, Phys. Rev. Lett. **130**, 161003 (2023), arXiv:2212.04494 [astro-ph.CO].
- [38] G. P. Lynch, L. Knox, and J. Chluba, Phys. Rev. D **110**, 063518 (2024), arXiv:2404.05715 [astro-ph.CO].
- [39] G. P. Lynch, L. Knox, and J. Chluba, Phys. Rev. D **110**, 083538 (2024), arXiv:2406.10202 [astro-ph.CO].
- [40] S. H. Mirpoorian, K. Jedamzik, and L. Pogolian, (2024), arXiv:2411.16678 [astro-ph.CO].
- [41] K. Jedamzik, T. Abel, and Y. Ali-Haimoud, (2023), arXiv:2312.11448 [astro-ph.CO].
- [42] A. Lewis, A. Challinor, and A. Lasenby, Astrophys. J. **538**, 473 (2000), arXiv:astro-ph/9911177 [astro-ph].
- [43] L. Pogolian, G.-B. Zhao, and K. Jedamzik, Astrophys. J. Lett. **973**, L13 (2024), arXiv:2405.20306 [astro-ph.CO].
- [44] V. Poulin, T. L. Smith, R. Calderón, and T. Simon, (2024), arXiv:2407.18292 [astro-ph.CO].
- [45] S. Galli, L. Pogolian, K. Jedamzik, and L. Balkenhol, Phys. Rev. D **105**, 023513 (2022), arXiv:2109.03816 [astro-ph.CO].
- [46] S. Aiola *et al.* (ACT), JCAP **12**, 047 (2020), arXiv:2007.07288 [astro-ph.CO].
- [47] L. Balkenhol *et al.* (SPT-3G), Phys. Rev. D **108**, 023510 (2023), arXiv:2212.05642 [astro-ph.CO].
- [48] J. Aguirre *et al.* (Simons Observatory), (2018), arXiv:1808.07445 [astro-ph.CO].
- [49] K. Abazajian *et al.*, (2019), arXiv:1907.04473 [astro-ph.IM].
- [50] F. Marinacci *et al.*, Mon. Not. Roy. Astron. Soc. **480**, 5113 (2018), arXiv:1707.03396 [astro-ph.CO].
- [51] R. Banerjee and K. Jedamzik, Phys. Rev. Lett. **91**, 251301 (2003), [Erratum: Phys.Rev.Lett. 93, 179901 (2004)], arXiv:astro-ph/0306211.
- [52] A. Korochkin, O. Kalashev, A. Neronov, and D. Semikoz, Astrophys. J. **906**, 116 (2021),

	Λ CDM PL+DESI+		$b\Lambda$ CDM PL+DESI+		$b\Lambda$ CDM PL+DESI+PP+ M_b +	
	ACT	SPT	ACT	SPT	ACT	SPT
$b_{\text{pmf}} [\text{nG}]$	-	-	0.0030 ± 0.0017	0.0036 ± 0.0019	0.0064 ± 0.0021	0.0074 ± 0.0024
$\log(10^{10} A_s)$	3.051 ± 0.013	3.042 ± 0.013	3.055 ± 0.014	3.046 ± 0.014	3.062 ± 0.014	3.053 ± 0.014
n_s	0.9702 ± 0.0032	0.9670 ± 0.0035	0.9734 ± 0.0038	0.9708 ± 0.0041	0.9797 ± 0.0041	0.9777 ± 0.0042
$100\theta_{\text{MC}}$	1.04106 ± 0.00023	1.04084 ± 0.00023	1.04227 ± 0.00095	1.04236 ± 0.00115	1.0446 ± 0.00160	1.0452 ± 0.00175
$\Omega_b h^2$	0.02229 ± 0.00011	0.02227 ± 0.00011	0.02245 ± 0.00015	0.02246 ± 0.00016	0.02271 ± 0.00014	0.02273 ± 0.00015
$\Omega_c h^2$	0.11820 ± 0.00080	0.11827 ± 0.00080	0.11850 ± 0.00082	0.11863 ± 0.00085	0.11831 ± 0.00094	0.11862 ± 0.00099
τ_{reio}	0.0564 ± 0.0070	0.0557 ± 0.0069	0.0570 ± 0.0071	0.0560 ± 0.0071	0.0596 ± 0.0073	0.0588 ± 0.0073
$H_0 [\text{km/s/Mpc}]$	67.95 ± 0.35	67.85 ± 0.35	68.39 ± 0.47	68.38 ± 0.50	69.47 ± 0.51	69.56 ± 0.54
Ω_m	0.3057 ± 0.0047	0.3068 ± 0.0047	0.3028 ± 0.0050	0.3032 ± 0.0052	0.2936 ± 0.0046	0.2935 ± 0.0046
$\Omega_m h^2$	0.14114 ± 0.00077	0.14118 ± 0.00077	0.14160 ± 0.00082	0.14174 ± 0.00086	0.14166 ± 0.00097	0.1420 ± 0.0010
σ_8	0.8101 ± 0.0054	0.8056 ± 0.0054	0.8141 ± 0.0061	0.8100 ± 0.0064	0.8194 ± 0.0070	0.8168 ± 0.0071
S_8	0.8177 ± 0.0089	0.8146 ± 0.0088	0.8178 ± 0.0088	0.8142 ± 0.0089	0.8105 ± 0.0086	0.8079 ± 0.0084
$r_{\text{drag}} h [\text{Mpc}]$	100.35 ± 0.62	100.19 ± 0.61	100.72 ± 0.67	100.65 ± 0.69	101.97 ± 0.64	101.97 ± 0.65
$r_{\text{drag}} [\text{Mpc}]$	147.67 ± 0.21	147.67 ± 0.21	147.27 ± 0.34	147.19 ± 0.38	146.78 ± 0.46	146.59 ± 0.50
z_{drag}	1059.61 ± 0.25	1059.58 ± 0.25	1061.58 ± 1.43	1062.0 ± 1.68	1065.0 ± 2.23	1066.0 ± 2.44
$r_s [\text{Mpc}]$	144.97 ± 0.20	144.97 ± 0.20	144.60 ± 0.32	144.53 ± 0.35	144.17 ± 0.45	143.98 ± 0.49
z_s	1089.86 ± 0.18	1089.89 ± 0.18	1091.57 ± 1.33	1092.02 ± 1.60	1094.6 ± 2.33	1095.7 ± 2.54
χ^2_{highl}	10546.6	10550.6	10546	10545.6	10549.4	10553.4
χ^2_{lensing}	8.35	8.89	8.36	8.78	8.60	8.68
χ^2_{lowlTT}	22.74	23.03	20.41	20.90	20.60	20.19
χ^2_{lowIEE}	398.04	396.023	398.04	395.78	396.86	398.99
χ^2_{PL}	10975.7	10978.6	10972.8	10971.1	10975.4	10981.2
χ^2_{DESI}	15.15	16.41	14.36	17.59	12.74	12.80
χ^2_{ACT}	242.16	-	240.55	-	243.12	-
χ^2_{SPT}	-	1877.4	-	1878.5	-	1882.2
$\chi^2_{\text{PL+DESI+ACT}}$	11233.0	-	11227.7	-	11231.3	-
$\chi^2_{\text{PL+DESI+SPT}}$	-	12872.4	-	12867.2	-	12876.2

TABLE VI. The mean values and standard deviations of the **primary** and selected derived parameters of the Λ CDM and the $b\Lambda$ CDM models fit to combinations of Planck (PL), DESI BAO, Pantheon+ (PP) SN, SH0ES-calibrated PP (PP+ M_b), ACT DR4 and SPT-3G data, along with the best fit χ^2 values.

- arXiv:2007.14331 [astro-ph.CO].
- [53] M. Pavičević, V. Iršič, M. Viel, J. Bolton, M. G. Haehnelt, S. Martin-Alvarez, E. Puchwein, and P. Ralegankar, (2025), arXiv:2501.06299 [astro-ph.CO].
- [54] A. Roper Pol, C. Caprini, A. Neronov, and D. Semikoz, Phys. Rev. D **105**, 123502 (2022), arXiv:2201.05630 [astro-ph.CO].
- [55] P. Ralegankar, Phys. Rev. Lett. **131**, 231002 (2023), arXiv:2303.11861 [astro-ph.CO].
- [56] M. Lucca, J. Chluba, and A. Rotti, Mon. Not. Roy. Astron. Soc. **530**, 668 (2024), arXiv:2306.08085 [astro-ph.CO].
- [57] G. L. Bryan *et al.* (ENZO), Astrophys. J. Suppl. **211**, 19 (2014), arXiv:1307.2265 [astro-ph.IM].
- [58] S. Seager, D. D. Sasselov, and D. Scott, Astrophys. J. Lett. **523**, L1 (1999), arXiv:astro-ph/9909275.
- [59] W. Y. Wong, A. Moss, and D. Scott, Mon. Not. Roy. Astron. Soc. **386**, 1023 (2008), arXiv:0711.1357 [astro-ph].
- [60] S. Seager, D. D. Sasselov, and D. Scott, “RECFAST: Calculate the Recombination History of the Universe,” Astrophysics Source Code Library, record ascl:1106.026 (2011).
- [61] D. Paoletti and F. Finelli, Phys.Rev. **D83**, 123533 (2011), arXiv:1005.0148 [astro-ph.CO].
- [62] J. Torrado and A. Lewis, JCAP **05**, 057 (2021), arXiv:2005.05290 [astro-ph.IM].
- [63] J. Torrado and A. Lewis, “Cobaya: Bayesian analysis in cosmology,” Astrophysics Source Code Library, record ascl:1910.019 (2019).
- [64] E. Rosenberg, S. Gratton, and G. Efstathiou, Mon. Not. Roy. Astron. Soc. **517**, 4620 (2022), arXiv:2205.10869 [astro-ph.CO].
- [65] J. Carron, M. Mirmelstein, and A. Lewis, JCAP **09**, 039 (2022), arXiv:2206.07773 [astro-ph.CO].