

# CopySpec: Accelerating LLMs with Speculative Copy-and-Paste Without Compromising Quality

Razvan-Gabriel Dumitru<sup>1</sup> Minglai Yang<sup>1</sup> Vikas Yadav<sup>2</sup> Mihai Surdeanu<sup>1</sup>

## Abstract

We introduce *CopySpec*, an innovative technique designed to tackle the inefficiencies LLMs face when generating responses that closely resemble previous outputs. *CopySpec* identifies repeated sequences in the model’s chat history and speculates that the same tokens will follow, enabling seamless copying without compromising output quality or requiring additional GPU memory. To evaluate the effectiveness of our approach, we conducted experiments using five LLMs and five datasets: MT-Bench, CNN/DM, GSM-8K, HumanEval, and our newly created dataset, *MT-Redundant*. *MT-Redundant*, introduced in this paper, transforms the second turn of MT-Bench into a request for variations of the first turn’s answer, simulating real-world scenarios where users request modifications to prior responses. Our results demonstrate significant speed-ups: up to 2.35× on CNN/DM, 3.08× on the second turn of select *MT-Redundant* categories, and 2.66× on the third turn of GSM-8K’s self-correction tasks. Moreover, we show that *CopySpec* integrates seamlessly with speculative decoding, yielding an average 49% additional speed-up over speculative decoding for the second turn of *MT-Redundant* across all eight categories. While LLMs, even with speculative decoding, suffer from slower inference as context sizes grow, *CopySpec* leverages the expanded context to accelerate inference, making it faster as the context size increases. Our code and dataset are publicly available at <https://github.com/RazvanDu/CopySpec>.

## 1. Introduction

Large Language Models (LLMs) have revolutionized natural language processing (NLP), enabling great performance

<sup>1</sup>Department of Computer Science, University of Arizona  
<sup>2</sup>ServiceNow Research. Correspondence to: Razvan-Gabriel Dumitru <razvandumm@gmail.com>.



	<p>Correct the indentation for the following code: <code>``def greet(name): return f'Hello, {name}!' user_name = input("Enter your name: ") message = greet(user_name) print(message)``</code></p>
	<p>The code with the correct indentation is:</p> <pre>`` def greet(name):     return f'Hello, {name}!' user_name = input("Enter your name: ") message = greet(user_name) print(message) ``</pre>

Figure 1. An example of redundant information, represented by blocks of the same color, that can be directly copied during inference without re-computation. This highlights the potential of our approach to make inference more efficient by leveraging repeated information, reducing computational overhead, and improving speed.

across a range of applications, including code generation, machine translation, and question answering. However, the computational demands of LLMs, particularly during inference, pose significant challenges for real-time applications and scalability in resource-constrained environments. Sequential token generation, a core bottleneck in standard decoding, limits throughput and increases latency. Speculative Decoding (Leviathan et al., 2023; Chen & Xu, 2023) has emerged as a promising approach to mitigate this issue by employing a smaller draft model to generate multiple token sequences, which are then verified by the larger target model. Despite its potential, existing speculative decoding methods often fail to fully exploit the inherent redundancies in LLM-generated outputs and require extra GPU memory or modifications to the original LLM, leaving considerable room for improvement.

In this work, we present *CopySpec*, a novel speculative decoding framework designed to address these limitations. *CopySpec* incorporates a learned copying mechanism into the draft process, enabling the model to detect and exploit predictable patterns in token sequences (see Figure 2 for a

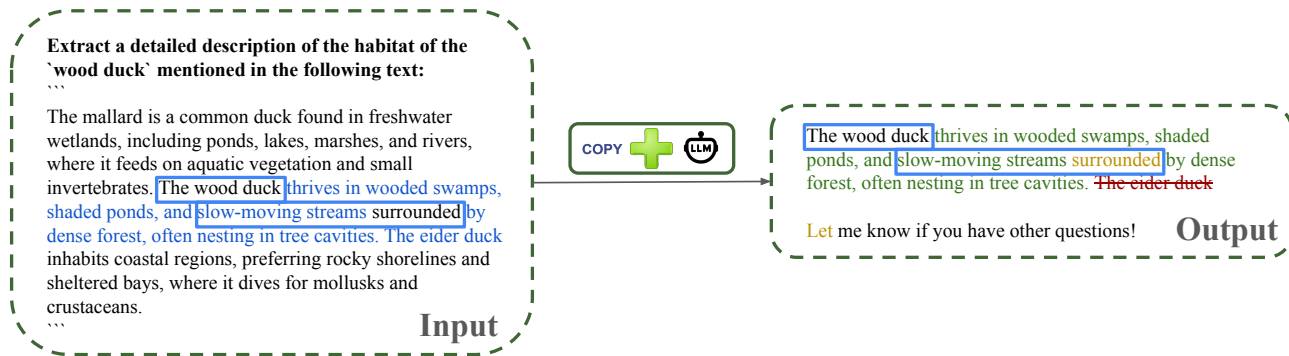


Figure 2. The figure illustrates the speculative copying process, *CopySpec* applied to extract the habitat description of the "wood duck.". The input text provides the context and instructions. During generation, the system identifies sequences of 3 consecutive tokens (we use words as tokens here for illustrative simplicity) that repeat within the input. The blue rectangle in the input highlights the matching token sequence detected, which serves as the starting point for speculative copying. From this match, the next 10 tokens are copied into the output. In the output, the copied tokens are shown in blue and validated through speculative copying. Tokens accepted by the model are highlighted in green, continuing the description seamlessly, while rejected tokens are shown in red with a strikethrough. Extra tokens generated during the validation process are marked in yellow/gold, demonstrating how the model extends the copied content as needed. This figure demonstrates how *CopySpec* efficiently leverages repeated sequences to enhance text generation accuracy and speed by integrating both copied and dynamically generated content.

summary of the approach). By inferring subsequent tokens directly from prior context, *CopySpec* reduces the computational burden associated with repetitive or predictable outputs. Additionally, *CopySpec* enhances the sampling-verification process with minimal computational overhead.

Our experiments on various benchmarks—including HumanEval (Chen et al., 2021), CNN/DM (See et al., 2017), GSM-8K (Cobbe et al., 2021), and MT Bench (Zheng et al., 2023)—demonstrate that *CopySpec* delivers up to an additional 49% speed-up over speculative decoding, without compromising output quality. This broad performance boost highlights its strong potential for real-world deployments. By combining copying mechanisms with streamlined verification, *CopySpec* provides a robust and efficient solution for LLM inference, effectively addressing resource constraints in a variety of tasks.

**Key Contributions:** 1) *CopySpec* introduces a novel framework that dynamically identifies and copies repeated token patterns, seamlessly integrating with speculative decoding to improve inference efficiency. By leveraging a rolling hash mechanism, it efficiently speculates on larger token blocks with minimal computational overhead.

2) Our method achieves significant speedups with minimal overhead, requiring no changes to the LLM architecture or additional GPU memory, making it lightweight and practical for real-world use.

3) Evaluations across five datasets, including MT-Bench, CNN/DM, GSM-8K, HumanEval, and MT-Redundant,

demonstrate *CopySpec*'s ability to deliver up to a 3.08× speedup in specific MT-Redundant categories and a 49% speed-up on top of speculative decoding, without compromising output quality.

## 2. Related Work

### 2.1. Speculative Decoding

Speculative decoding is an effective approach for accelerating inference in LLMs by parallelizing token generation and verification. Leviathan et al. (2023) introduced the foundational framework, employing a small draft model to propose multiple tokens that a larger model verifies, significantly reducing inference latency. Medusa (Cai et al., 2024) expanded this idea by leveraging multi-head decoding to enable simultaneous token generation and verification, improving throughput.

Dynamic verification pipelines balance speed and accuracy by adjusting verification depth based on output quality (Liu et al., 2024). Token tree verification accelerates serving (Miao et al., 2023), while pipelined exact decoding handles compute-latency trade-offs (Yang et al., 2023). Knowledge distillation enhances draft–target model interaction (Zhou et al., 2023), and retrieval-based token validation improves efficiency (He et al., 2023). Speculative decoding has been further optimized in recent works. SpecHub (Sun et al., 2024) uses optimal transport to improve draft token acceptance rates, and SPEED (He & Wang, 2023) leverages early-layer hidden states for parallel token execution.

While speculative decoding enables efficient token generation, our work addresses a distinct challenge: leveraging predictable token patterns without introducing significant additional computation. CopySpec acts as an intelligent copying mechanism within the speculative decoding framework, reducing redundancy and improving efficiency across various tasks. By identifying and reusing repeated patterns in the context, CopySpec not only accelerates inference but also complements speculative decoding by extending its applicability to scenarios with high redundancy, such as multi-turn interactions and tasks with self-correction. This integration demonstrates the potential of combining these techniques to achieve greater efficiency in large-scale language models.

## 2.2. Copying Mechanisms in Language Models

Copying mechanisms are widely adopted in NLP to handle tasks that require replicating predictable patterns or segments. Gu et al. (2016) introduced CopyNet, a method that enables RNN sequence-to-sequence models to predict words based on a mixed probabilistic model of two modes, where one selects words from the source sequence. Similarly, in summarization tasks, Pointer Networks (Vinyals et al., 2015) and Pointer-Generator Networks (See et al., 2017) demonstrated the effectiveness of combining copying and generation to improve output fidelity and handle out-of-vocabulary tokens.

More recently, McCoy et al. (2023) analyzed the extent to which transformers copy from their training data, providing insights into copying behaviors in modern LLMs. Jelassi et al. (2024) showed that transformers outperform state space models in copying repetitive patterns.

Lastly, in a different domain, Andronov et al. (2024) introduced a copying mechanism into a transformer-based encoder-decoder that models chemical reactions by observing that portions of the input chemicals often remain unchanged in the output.

While previous works have emphasized the importance of copying mechanisms in various applications, our work is the first to explore this concept in the specific context of LLM inference. *CopySpec* integrates a copying mechanism into speculative decoding, effectively reducing redundancy and enhancing efficiency across a wide range of tasks. By leveraging repeated patterns in the model’s context, *CopySpec* introduces a novel approach to accelerate inference while maintaining high performance.

## 2.3. Fill-in-the-Middle (FIM) Techniques

Fill-in-the-Middle (FIM) enables language models to generate text segments within a given context, enhancing flexibility in tasks such as text and code infilling. Bavarian et al.

(2022) introduced a data transformation approach for autoregressive models to learn infilling without sacrificing left-to-right generative performance, while Shen et al. (2023) proposed FiLM, enabling flexible generation by masking arbitrary positions.

In code generation, FIM techniques are crucial for editing and repair tasks. Models like Code Llama (Roziere et al., 2023) and InCoder (Fried et al., 2023), utilize bidirectional context for structured prompts, achieving state-of-the-art results on benchmarks such as HumanEval. Frameworks such as Self-Infilling (Zheng et al., 2024) and benchmarks like SAFIM further enhance these methods with backward generation and syntax-aware metrics (Wang et al., 2023; Gong et al., 2024). Recent advancements, models like Codestral and CodeGemma, refine FIM techniques to improve alignment (Mistral AI, 2024; Team et al., 2024).

However, it is important to emphasize the distinct advantages of our method compared to the FIM approach. Unlike FIM, which relies on labeled tokens such as `<prefix>` and `<suffix>` to guide the model in fixing a specific section of code bidirectionally. Our method operates label-free, enabling a more flexible and generalizable approach. Additionally, while FIM is constrained to modifying a single code segment (typically the middle), CopySpec extends this capability by allowing modifications in multiple regions, such as quite a few distinct places within the input. Furthermore, we maintain the architectural simplicity of a left-to-right LLM, ensuring that our method remains compatible with existing LLM frameworks while offering significant improvements in efficiency and versatility.

## 3. Method

Our method operates on the assumption that if the last  $\gamma$  tokens generated by an LLM appear in the context, the tokens that followed them in the input context are likely to follow again in the output. Figures 1 and 2 illustrate this concept. By accurately identifying the start of such a segment, we can generate all tokens within the block in a single pass through the LLM, bypassing the need for a draft model to produce them incrementally. In the following subsections, we detail the implementation of this approach and its integration into a Speculative Decoding framework, demonstrating how it achieves substantial speed-ups.

### 3.1. Identifying the Tokens to Copy

To efficiently detect when the model begins generating a block that has already been produced earlier, we maintain a hash map containing all subsequences of  $\gamma$  tokens from the context. During the generation process, we search this hash map for matches to the last  $\gamma$  tokens generated. Adding a new tuple of tokens to the hash map and searching for a

**CopySpec**

Model (Instruct)	Variant	Metrics	MT-Redundant	CNN/DM	GSM-8K	MT-Bench	HumanEval
			0-shot GPT-4 Score (↑)	0-shot ROUGE-L (↑)	3-turn Accuracy (↑)	0-shot GPT-4 Score (↑)	0-shot Accuracy (↑)
Qwen2.5-72B	Both	Score	9.28	0.213	96%	9.18	87.8%
	CopySpec	Tokens/Sec Copied	<b>6.42</b> ±0.01 32.35%	<b>8.68</b> ±0.01 82.48%	<b>7.01</b> ±0.01 47.59%	<b>5.55</b> ±0.01 20.53%	<b>7.01</b> ±0.01 37.47%
	Base model	Tokens/Sec	4.82±0.01	3.70±0.01	4.55±0.01	4.83±0.01	4.98±0.01
Qwen2.5-32B	Both	Score	9.10	0.214	93%	8.97	89.6%
	CopySpec	Tokens/Sec Copied	<b>13.82</b> ±0.01 33.17%	<b>18.34</b> ±0.03 81.82%	<b>14.84</b> ±0.01 44.93%	<b>12.15</b> ±0.01 22.61%	<b>14.41</b> ±0.01 34.23%
	Base model	Tokens/Sec	10.26±0.01	7.79±0.01	9.76±0.01	10.29±0.01	10.46±0.01
Qwen2.5-7B	Both	Score	8.53	0.230	85%	8.41	82.3%
	CopySpec	Tokens/Sec Copied	<b>54.05</b> ±0.11 34.42%	<b>47.15</b> ±0.08 65.67%	<b>63.37</b> ±0.54 53.01%	<b>46.85</b> ±0.08 22.86%	<b>48.79</b> ±0.01 32.68%
	Base model	Tokens/Sec	39.88±0.02	25.25±0.05	38.58±0.03	39.98±0.01	33.63±0.06
Llama3.1-70B	Both	Score	8.74	0.204	90%	8.72	77.4%
	CopySpec	Tokens/Sec Copied	<b>6.57</b> ±0.01 31.42%	<b>5.49</b> ±0.01 38.35%	<b>6.06</b> ±0.01 30.07%	<b>5.83</b> ±0.01 21.83%	<b>6.24</b> ±0.01 27.54%
	Base model	Tokens/Sec	4.98±0.01	4.19±0.01	4.77±0.01	4.98±0.01	5.05±0.01
Llama3.1-8B	Both	Score	8.03	0.185	79%	7.54	65.9%
	CopySpec	Tokens/Sec Copied	<b>49.28</b> ±0.08 35.45%	<b>37.44</b> ±0.19 38.32%	<b>49.60</b> ±0.01 38.01%	<b>45.84</b> ±0.07 30.01%	<b>46.49</b> ±0.48 26.44%
	Base model	Tokens/Sec	35.51±0.01	26.57±0.11	35.19±0.09	35.43±0.01	37.57±0.22

Table 1. Performance comparison across five models (Qwen2.5-72B, Qwen2.5-32B, Qwen2.5-7B, Llama3.1-70B, and Llama3.1-8B) using CopySpec versus baseline configurations on multiple datasets, including MT-Redundant, CNN/DM, GSM-8K, MT-Bench, and HumanEval. Metrics include model-specific scores (GPT-4, using the 0613 checkpoint: Score, ROUGE-L, Accuracy), token generation rates (tokens/sec), and percentage of tokens copied. Results demonstrate the effectiveness of CopySpec in enhancing computational efficiency without compromising quality, achieving notable speed-ups and high token-copying rates in diverse tasks and model sizes.

match after each generated token has a time complexity of  $O(\gamma)$ . Since  $\gamma$  is typically set to a small value (e.g., 3 or 5), the computational overhead for processing new tokens and finding matches is minimal and independent of the context size. This stands in contrast to alternative approaches that require searching the entire context for the last substring, which can become computationally expensive as the context grows.

Our technique efficiently leverages larger contexts, allowing inference to become faster as the context size increases. By keeping  $\gamma$  fixed, we ensure a balance between efficiency and precision. Additionally, we explored methods to utilize partial outputs without revealing the complete results and investigated how the semantic relationship between the preceding  $\gamma$  tokens and the subsequent token can guide the optimal choice of  $\gamma$ . Further details are provided in Appendix A.

### 3.2. Speculating on the Matched Tokens

After identifying a match of  $\gamma$  tokens in the context, we extract the subsequent tokens from the context, as shown in Figure 2. These extracted tokens, which we call  $S_{speculate}$ ,

essentially simulate the behavior of a draft model where the probability for each token in  $S_{speculate}$  is treated as 100%.<sup>1</sup>

$S_{speculate}$  is then verified directly by the LLM. Each verification yields  $\tau$  tokens that align with the LLM’s ongoing generation, along with one additional guaranteed token. This approach mirrors vanilla speculative decoding (Leviathan et al., 2023), where speculative tokens are appended to the context, and the longest prefix matching the LLM’s output is accepted. In Figure 2,  $S_{speculate}$  is highlighted in blue. The output shows the  $\tau$  accepted tokens in green, the extra guaranteed token in gold, and any rejected tokens in red. This process effectively treats the copied tokens as a “perfect prediction,” ensuring efficient token generation when patterns are detected.

After each newly generated token or copying attempt, we re-evaluate the last  $\gamma$  tokens in the context to identify a new match, allowing the model to utilize longer copyable blocks whenever possible. This eliminates the need for manual token generation between copying steps.

<sup>1</sup>In cases where multiple matches exist for the last  $\gamma$  tokens, we simplify the process by selecting the first match, though we acknowledge that alternative strategies could improve efficiency.



If any tokens in  $S_{speculate}$  fail the verification step, the model generates a new token that diverges from the previously matched tokens. This ensures that the next copying attempt yields a different match, preventing the model from getting stuck in repetitive loops. Furthermore, we always use a temperature of 0 to maintain the original output distribution of the model and ensure that our technique does not introduce any stochasticity into the generation process.

### 3.3. Merging with Vanilla Speculative Decoding

To further enhance our technique, we have integrated it within a vanilla Speculative Decoding framework. At each step of the generation process, we attempt to find matches in the context. If a match for the last  $\gamma$  tokens is found, we use  $S_{speculate}$  as draft tokens, effectively simulating a draft model with perfect confidence in those tokens. If no match is identified, we rely on a smaller draft model to generate  $\tau_2$  draft tokens. This dual approach allows us to dynamically choose between leveraging repetitive patterns through CopySpec and utilizing speculative decoding for efficient token generation in contexts with little or no redundancy.

This integration provides the best of both worlds: Speculative Decoding accelerates inference when the context size is small or lacks redundancy, while CopySpec builds on this speed-up in subsequent steps by taking advantage of repetitive patterns as the context size increases. As a result, the combined approach significantly enhances model efficiency across diverse scenarios.

It is also worth noting that when used as a stand-alone method, CopySpec does not require a draft model. This eliminates the need for additional GPU memory or modifications to the model, making it lightweight and easy to deploy. We explore the interplay between these techniques in Section 6, while Appendix B provides a detailed account of the full implementation, including key-value caching.

## 4. Experiments

### 4.1. Models and Hyperparameters

We evaluated our copying technique on five instruction-tuned LLMs: Qwen2.5-72B, Qwen2.5-32B, Qwen2.5-7B (Qwen et al., 2025), LLaMa3.1-70B, and LLaMa3.1-8B (Grattafiori et al., 2024), using 4 A100 GPUs with a batch size of 1. Unless stated otherwise, we set  $\gamma$  to 3,  $|S_{speculate}|$  to 10, the max generation length to 1024, and the temperature to 0.

### 4.2. Evaluation Datasets

We evaluated our technique on five datasets, each targeting specific aspects of model performance: MT-Redundant, CNN/DM, GSM-8K, MT-Bench, and HumanEval. MT-

Redundant was designed to emphasize prompts requiring small variations to previous outputs, while CNN/DM focuses on extractive summarization. GSM-8K evaluates the model’s self-correction capabilities, MT-Bench highlights scenarios with minimal copying potential to measure the technique’s overhead, and HumanEval assesses coding capabilities. To accommodate the increased computational demands of GSM-8K and CNN/DM and our limited GPU resources, we restricted these datasets to 100 samples, ensuring they were of comparable size to the other datasets. For HumanEval, we employed the same instruction format as presented in EvalPlus (Liu et al., 2023). Detailed descriptions of all prompts used in our experiments are provided in Appendixes G and F.

### 4.3. MT-Redundant

Most existing NLP datasets focus on tasks involving either single-turn interactions or scenarios where the model must entirely change its response in the second turn. These setups fail to capture realistic use cases where a user might request slight variations or refinements to a previous answer. To address this gap and highlight the capabilities of our technique, we introduce a new dataset, *MT-Redundant*.

*MT-Redundant* is derived by modifying the second turn of MT-Bench (Zheng et al., 2023). In our dataset, the second turn replaces the original question with a prompt asking the model to review its previous answer and make specific adjustments or variations. This modification simulates real-world scenarios where incremental refinement or elaboration is required. Example prompts from the dataset are provided in Appendix F. For questions with reference answers, we retained the original reference for the first turn and created a new reference answer for the second turn to align with the revised prompts.

Our dataset spans a diverse range of practical use cases, categorized into eight groups: Coding, Extraction, Humanities, Math, Reasoning, Roleplay, STEM, and Writing. These categories reflect realistic tasks encountered in various domains. Additionally, we adopted the same evaluation procedure from MT-Bench to ensure consistency and comparability of results.

By creating *MT-Redundant*, we aim to bridge the gap between artificial benchmarks and practical applications, providing a more representative evaluation for techniques like CopySpec in multi-turn interactions with repetitive information.

## 5. Discussion of Results

We analyze our main results in Table 1, which show the impact of our method on performance and the percentage of tokens copied across five LLMs and datasets. The re-

Category	Turn 1			Turn 2		
	Base Model	CopySpec	Speed-up	Base Model	CopySpec	Speed-up
Coding	5.12 $\pm$ 0.01	<b>5.62</b> $\pm$ 0.01	1.10	4.61 $\pm$ 0.01	<b>9.33</b> $\pm$ 0.01	2.02
Extraction	4.76 $\pm$ 0.01	<b>5.65</b> $\pm$ 0.01	1.19	4.58 $\pm$ 0.01	<b>8.30</b> $\pm$ 0.01	1.81
Humanities	5.09 $\pm$ 0.01	<b>5.33</b> $\pm$ 0.01	1.05	4.55 $\pm$ 0.01	<b>5.45</b> $\pm$ 0.01	1.20
Math	5.17 $\pm$ 0.01	<b>5.84</b> $\pm$ 0.01	1.13	4.75 $\pm$ 0.01	<b>10.14</b> $\pm$ 0.01	2.13
Reasoning	5.08 $\pm$ 0.01	<b>5.69</b> $\pm$ 0.01	1.12	4.65 $\pm$ 0.01	<b>10.84</b> $\pm$ 0.01	2.33
Roleplay	5.08 $\pm$ 0.01	<b>5.14</b> $\pm$ 0.01	1.01	4.58 $\pm$ 0.01	<b>14.10</b> $\pm$ 0.03	3.08
Stem	5.12 $\pm$ 0.01	<b>5.37</b> $\pm$ 0.01	1.05	4.61 $\pm$ 0.01	<b>6.78</b> $\pm$ 0.01	1.47
Writing	5.12 $\pm$ 0.01	<b>5.13</b> $\pm$ 0.01	1.01	4.65 $\pm$ 0.01	<b>10.59</b> $\pm$ 0.01	2.28
<b>Average</b>	5.07 $\pm$ 0.01	<b>5.47</b> $\pm$ 0.01	1.08	4.62 $\pm$ 0.01	<b>9.44</b> $\pm$ 0.01	2.04

Table 2. Comparison of model speeds measured in tokens/sec across two turns and eight categories on MT-Redundant using CopySpec and Baseline approaches (Qwen2.5-72B-Chat,  $\gamma = 3$ ). Results demonstrate consistent speed-ups in the second turn due to enhanced token copying capabilities, with variations in performance across categories highlighting task-specific efficiency gains.

sults are aggregated for all turns in MT-Redundant and MT-Bench (two turns each) and the self-correction process in GSM-8K (three turns). Speedups range from 1.15 $\times$  on MT-Bench, which has minimal redundancy, using Qwen2.5-72B-Instruct, to 2.35 $\times$  on CNN/DM with the same model.

While these results are notable, the key strength of our approach lies in its ability to enhance performance as context size grows. To illustrate this, next we break down scenarios by per-turn performance and analyze the effect of varying hyperparameters on the technique’s effectiveness in a wide range of use-cases.

### 5.1. Speed-up by Turn and Category

We begin our analysis by examining the speedups achieved on MT-Redundant for both the first and second turns, as summarized in Table 2. The results indicate a substantial average speedup of 2.04 $\times$  for the second turn, compared to a more modest speedup of 1.08 $\times$  for the first turn. Notably, the performance in tokens per second (TPS) achieved by the model increases for the second turn, which features a larger context size. In contrast, the baseline model experiences a decline in TPS as the context size increases. Another notable aspect is that the observed speedup is highly dependent on the specific use case. For instance, we observe speedups as low as 1.2 $\times$  in the Humanities category and as high as 3.08 $\times$  for Roleplay. However, regardless of the use case, the speedup for the second turn remains consistently positive across all models for both MT-Redundant and MT-Bench.

The results for all five models on MT-Redundant and MT-Bench are detailed in Appendix C.2 and D.2 respectively. On average, the second round of MT-Redundant achieves a significant 91% speedup across all models, compared to 31% for MT-Bench. Notably, even on MT-Bench, which has less redundancy, the TPS achieved by CopySpec in the second turn is almost always higher than the baseline model’s TPS in the first turn. These findings highlight how

our approach effectively leverages increased context sizes to enhance performance, even in less favorable scenarios.

### 5.2. The Effect of Gamma ( $\gamma$ )

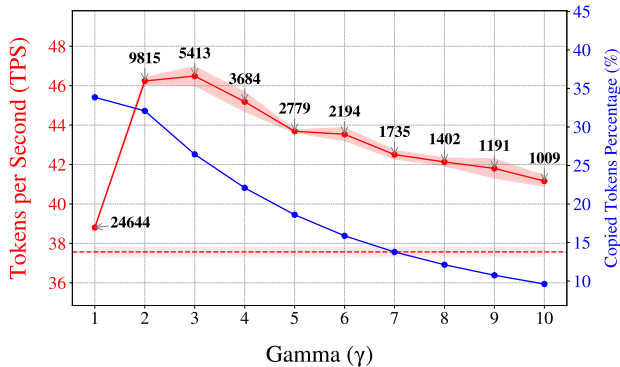


Figure 3. This figure illustrates the relationship between the copying parameter  $\gamma$  and the model’s performance on the HumanEval dataset with the LLaMa3.1-8B-Instruct model. The solid red line represents tokens per second (TPS), with shaded areas indicating the standard deviation. The dashed red line shows the baseline TPS without copying. The blue line represents the percentage of tokens successfully copied during generation. Numbers adjacent to data points denote the number of copying attempts.

We begin our analysis with Figure 3, which illustrates the tokens per second as a red line, alongside the percentage of tokens copied out of the total tokens generated, represented by a blue line for the LLaMa3.1-8B model on HumanEval. The numbers adjacent to the dots indicate the number of attempts made to copy tokens. The figure demonstrates that as  $\gamma$  decreases, a higher percentage of tokens is accepted, but the number of copying attempts increases exponentially, leading to a significantly larger overhead. This results in a decline in overall TPS performance. A similar pattern is observed for MT-Redundant and MT-Bench, as presented

Category	Turn 1				Turn 2			
	Base Model	Spec. Dec.	Spec. Dec. + Copy ( $\gamma = 3$ )	Spec. Dec. + Copy ( $\gamma = 5$ )	Base Model	Spec. Dec.	Spec. Dec. + Copy ( $\gamma = 3$ )	Spec. Dec. + Copy ( $\gamma = 5$ )
Coding	10.87 $\pm$ 0.01	15.88 $\pm$ 0.01	15.85 $\pm$ 0.08	<b>16.17</b> $\pm$ 0.01	9.73 $\pm$ 0.01	14.74 $\pm$ 0.01	22.12 $\pm$ 0.03	<b>22.17</b> $\pm$ 0.08
Extraction	10.09 $\pm$ 0.01	14.07 $\pm$ 0.02	<b>15.49</b> $\pm$ 0.08	15.41 $\pm$ 0.01	9.79 $\pm$ 0.01	14.50 $\pm$ 0.02	18.56 $\pm$ 0.10	<b>18.69</b> $\pm$ 0.01
Humanities	10.85 $\pm$ 0.01	13.62 $\pm$ 0.03	<b>13.86</b> $\pm$ 0.02	13.88 $\pm$ 0.01	9.75 $\pm$ 0.01	12.79 $\pm$ 0.02	<b>13.66</b> $\pm$ 0.02	13.73 $\pm$ 0.03
Math	11.01 $\pm$ 0.01	16.94 $\pm$ 0.05	17.23 $\pm$ 0.01	<b>17.30</b> $\pm$ 0.02	10.05 $\pm$ 0.01	15.45 $\pm$ 0.01	<b>24.28</b> $\pm$ 0.03	24.11 $\pm$ 0.04
Reasoning	10.80 $\pm$ 0.02	13.96 $\pm$ 0.02	14.18 $\pm$ 0.20	<b>14.24</b> $\pm$ 0.07	10.05 $\pm$ 0.01	14.20 $\pm$ 0.01	<b>21.56</b> $\pm$ 0.09	20.35 $\pm$ 0.07
Roleplay	10.90 $\pm$ 0.01	12.80 $\pm$ 0.04	12.84 $\pm$ 0.01	<b>12.97</b> $\pm$ 0.01	9.93 $\pm$ 0.01	15.14 $\pm$ 0.03	<b>29.02</b> $\pm$ 0.01	27.95 $\pm$ 0.09
Stem	10.90 $\pm$ 0.01	14.25 $\pm$ 0.03	14.33 $\pm$ 0.01	<b>14.56</b> $\pm$ 0.01	9.83 $\pm$ 0.01	13.94 $\pm$ 0.01	17.22 $\pm$ 0.02	<b>17.26</b> $\pm$ 0.02
Writing	10.92 $\pm$ 0.01	12.56 $\pm$ 0.05	12.64 $\pm$ 0.01	<b>12.73</b> $\pm$ 0.01	9.94 $\pm$ 0.01	14.96 $\pm$ 0.02	<b>26.64</b> $\pm$ 0.04	25.08 $\pm$ 0.08
<b>Average</b>	10.79 $\pm$ 0.01	14.26 $\pm$ 0.03	14.55 $\pm$ 0.05	<b>14.66</b> $\pm$ 0.02	9.88 $\pm$ 0.01	14.47 $\pm$ 0.02	<b>21.63</b> $\pm$ 0.04	21.17 $\pm$ 0.05

Table 3. Comparison of decoding strategies in MT-Redundant across two turns, using Qwen2.5-32B-Instruct as the target model and Qwen2.5-7B-Instruct as the draft model. The table demonstrates the impact of CopySpec integration at different parameter settings ( $\gamma = 3$  and  $\gamma = 5$ ), with the draft model generating 3 tokens. Results highlight significant improvements in speed and token copying efficiency, particularly in the second turn, due to the interplay between speculative copying and draft model generation.

in Figure 6 and Figure 7 in the appendix.

Empirically, the optimal value of  $\gamma$  across datasets is three, with two yielding similar performance. It is also worth noting that all  $\gamma$  values ranging from 2 to 10, consistently results in significantly higher overall TPS, even across both turns on MT-Redundant and MT-Bench.

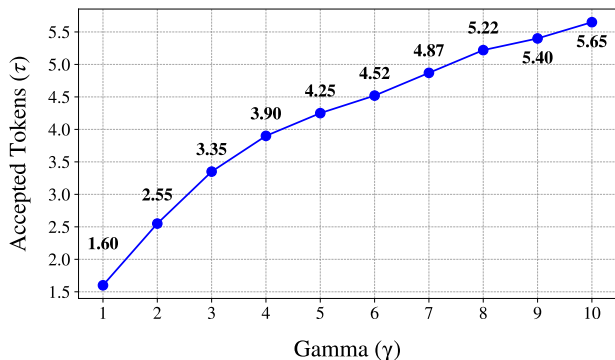


Figure 4. This figure shows the average number of tokens accepted per copying attempt as a function of  $\gamma$ , using the LLaMa3.1-8B model on HumanEval. Each copying attempt speculates on 10 tokens ( $|S_{speculate}| = 10$ ).

Furthermore, we examine the effect of  $\gamma$  on  $\tau$  (the average number of tokens accepted). Figure 4 illustrates the average number of tokens accepted per attempt on HumanEval using the LLaMA3.1-8B model. We observe an interesting pattern: as  $\gamma$  increases, the average number of tokens accepted per copying attempt also increases, indicating that each attempt becomes more precise. However, this comes at the cost of fewer overall copying attempts, as demonstrated in Figure 3.

This finding is particularly relevant for integrating our technique into various speculative decoding frameworks. If a framework already accepts a high number of tokens per attempt, our technique remains advantageous by increasing  $\gamma$ , enabling more tokens to be copied with each attempt.

### 5.3. Number of Tokens to Copy and Overhead

Tokens Copied	MT-Redundant	MT-Bench
Base Model	35.63 $\pm$ 0.04	35.30 $\pm$ 0.16
0	35.46 $\pm$ 0.01	35.22 $\pm$ 0.04
5	47.64 $\pm$ 0.11	44.69 $\pm$ 0.11
10	<b>49.52</b> $\pm$ 0.01	<b>45.74</b> $\pm$ 0.01
50	45.56 $\pm$ 0.08	41.59 $\pm$ 0.04
100	39.41 $\pm$ 0.06	35.76 $\pm$ 0.05

Table 4. Tokens-per-second (TPS) performance on MT-Redundant and MT-Bench datasets using LLaMa3.1-8B-Instruct, evaluating the impact of varying the number of tokens copied with CopySpec. Results demonstrate that copying 10 tokens achieves optimal performance, while larger copying attempts introduce overhead, reducing overall efficiency.

We evaluate the impact of the number of tokens copied on performance and estimate CopySpec’s overhead by setting the number of copied tokens to zero, isolating the cost of token searching. Results in Table 4 show minimal overhead with differences from the base model nearly within the margin of error. Among the hyperparameters studied, setting  $|S_{speculate}| = 10$  delivers the best performance, while larger values, such as 50 or 100, increase overhead and reduce tokens-per-second (TPS) efficiency.

## 6. Analyses

### 6.1. Orthogonality with Speculative Decoding

We followed the steps outlined in Section 3.3 to integrate our technique into a vanilla speculative decoding framework, as described in (Leviathan et al., 2023). Based on our observations from Section 5.2, we experimented with two different values of  $\gamma$  (3 and 5) to analyze their impact on performance when used alongside speculative decoding.

Variant	Turn 1				Turn 2				Turn 3			
	Copied	Tokens/Sec	$\tau_1$	$\tau_2$	Copied	Tokens/Sec	$\tau_1$	$\tau_2$	Copied	Tokens/Sec	$\tau_1$	$\tau_2$
Base Model	–	10.25±0.01	–	–	–	10.17±0.01	–	–	–	8.68±0.01	–	–
CopySpec ( $\gamma = 3$ )	5.76%	10.13±0.01	0.58	–	44.17%	15.72±0.01	4.90	–	82.79%	21.89±0.01	7.67	–
CopySpec ( $\gamma = 5$ )	1.01%	9.91±0.02	0.72	–	40.67%	14.79±0.01	6.96	–	82.78%	21.39±0.02	8.70	–
Spec. Dec.	–	13.47±0.02	–	2.55	–	12.99±0.03	–	2.31	–	11.27±0.01	–	2.75
Spec. Dec. + Copy ( $\gamma = 3$ )	2.59%	13.09±0.02	0.60	2.52	41.70%	16.37±0.04	5.85	1.86	81.81%	21.23±0.04	7.70	2.39
Spec. Dec. + Copy ( $\gamma = 5$ )	0.49%	<b>13.67±0.03</b>	0.90	2.55	39.26%	<b>16.59±0.03</b>	7.89	1.92	82.58%	<b>21.91±0.02</b>	8.71	2.35

Table 5. Performance comparison for self-correcting tasks with the draft model generating 3 tokens at a time. Qwen2.5-32B-Instruct is the target model, and Qwen2.5-7B-Instruct is the draft model. The Base Model averages 9.76 TPS, while Spec. Dec. + CopySpec ( $\gamma = 5$ ) averages 16.75 TPS across all three rounds.  $\tau_1$  is the average tokens accepted by CopySpec, and  $\tau_2$  is the average tokens accepted by the draft model. Self-correction leads to an improvement in accuracy from 92% to 93%, for more details see Table 19 in Appendix.

We integrated CopySpec into a vanilla speculative decoding framework, following the steps in Section 3.3 and the approach described in (Leviathan et al., 2023). Experiments with  $\gamma$  values of 3 and 5, summarized in Table 3, show significant efficiency improvements in the second turn of MT-Redundant, with marginal speedups in the first turn. A  $\gamma$  value of 5 achieves higher speedups in the first turn, while  $\gamma = 3$  provides better TPS in the second turn, highlighting the need for task-specific tuning.

We also evaluated CopySpec with speculative decoding using drafts of 5 tokens instead of 3, with similar experiments conducted on MT-Redundant (Table 10, in Appendix) and with 3 and 5 draft tokens on MT-Bench (Table 16 and Table 17, in Appendix). These results confirm that  $\gamma = 5$  often outperforms  $\gamma = 3$  when combined with Spec. Dec., emphasizing the importance of tuning  $\gamma$  for optimal performance. The results also show that adding CopySpec to Spec. Dec. almost never leads to a decrease in performance even if there is little redundancy in the data, as seen in MT-Bench.

CopySpec is also compatible with newer speculative decoding frameworks (Cai et al., 2024; Li et al., 2024), where tuning  $\gamma$  ensures copying occurs when confidence is high, showing the method’s adaptability to various scenarios.

## 6.2. Effect on Reasoning

An important aspect of our analysis is evaluating the impact of our technique on the efficiency of self-correction. To this end, we implemented a self-refine framework, where the model generates Python code and iteratively refines it in two steps, following a process similar to (Madaan et al., 2023). Details of the prompts and example outputs used in our experiments are provided in Appendix G.1. Table 5 presents the results of combining self-correction with copying and Speculative Decoding (SD).

Our technique becomes more effective in later turns as the model iterates over its prior reasoning, allowing progressively more tokens to be copied. This is reflected in a significant rise in the percentage of copied tokens, tokens

per second (TPS), and  $\tau_1$ , the average number of tokens accepted. Each copying attempt also becomes more precise as the model refines its reasoning and the context grows.

When combined with SD using  $\gamma = 5$ , our approach achieves better results across all three turns, as shown in the table. The first turn benefits most from SD due to minimal copying, while later turns gain greater advantages from copying. This highlights the complementary nature of the two techniques and their combined effectiveness in improving efficiency and performance. Notably, while the TPS of the base model decreases by  $0.85\times$  as context size grows, our technique reverses this trend, increasing the TPS in the last turn by  $2.52\times$ , showcasing its ability to leverage larger contexts for enhanced efficiency.

We also extended our analysis to cases where the draft model generates 5 tokens at a time, as shown in Table 18 in the appendix. Additionally, Table 19 confirms that the tested models improve their final accuracy, validating the effectiveness of our self-correction implementation. Note that accuracy is not reported for the second round, as it focuses solely on critiquing the model’s prior implementation. Across the entire self-correction process, we achieve TPS improvements of 63%, 52%, and 54% for the Qwen2.5-7B, Qwen2.5-32B, and Qwen2.5-72B instruct models, respectively.

## 7. Conclusion

We introduced *CopySpec*, a method that identifies repeated token sequences in a growing context and copies them efficiently without additional GPU memory or significant cost. Using a rolling hash for  $\gamma$  tokens, *CopySpec* speculates on larger token blocks to reduce redundant computation.

Results across five LLMs and datasets, including MT-Redundant, show up to a  $3.08\times$  speed-up in second-turn inference and a 49% boost when combined with speculative decoding, without altering output quality. Future work includes dynamically tuning  $\gamma$ , refining match selection, and integrating *CopySpec* with parallel decoding frameworks.



## Impact Statement

This work introduces a method to accelerate large language model (LLM) inference, thereby reducing the computational resources and costs associated with producing lengthy outputs. By improving efficiency, *CopySpec* can lower the barriers to using LLMs across various applications, ranging from education and research to industry-scale deployments.

On the positive side, faster inference decreases energy consumption per token, which can help mitigate the environmental impact of large-scale model serving. It also makes multi-turn interactions more accessible, potentially benefiting users with limited computational resources.

However, increased efficiency may lead to the more frequent use of LLMs in contexts like spam generation or disinformation at scale. As with any generative method, careful deployment and robust content moderation remain necessary to reduce potential harm. *CopySpec* itself does not solve issues of model bias, misuse, or misinformation; rather, it highlights the need for responsible governance of rapidly evolving LLM capabilities.

## References

- Andronov, M., Andronova, N., Wand, M., Schmidhuber, J., and Clevert, D.-A. Accelerating the inference of string generation-based chemical reaction models for industrial applications, 2024. URL <https://arxiv.org/abs/2407.09685>.
- Bavarian, M., Jun, H., Tezak, N., Schulman, J., McLeavey, C., Tworek, J., and Chen, M. Efficient training of language models to fill in the middle. *arXiv preprint arXiv:2207.14255*, 2022.
- Cai, Y. et al. Medusa: Multidraft speculative decoding for accelerated inference. *arXiv preprint arXiv:2401.10774*, 2024.
- Chen, J. and Xu, H. Parallel decoding with speculative sampling for large language models. *arXiv preprint arXiv:2306.15478*, 2023. URL <https://arxiv.org/abs/2306.15478>.
- Chen, M., Tworek, J., Jun, H., Yuan, Q., de Oliveira Pinto, H. P., Kaplan, J., Edwards, H., Burda, Y., Joseph, N., Brockman, G., Ray, A., Puri, R., Krueger, G., Petrov, M., Khlaaf, H., Sastry, G., Mishkin, P., Chan, B., Gray, S., Ryder, N., Pavlov, M., Power, A., Kaiser, L., Bavarian, M., Winter, C., Tillet, P., Such, F. P., Cummings, D., Plappert, M., Chantzis, F., Barnes, E., Herbert-Voss, A., Guss, W. H., Nichol, A., Paino, A., Tezak, N., Tang, J., Babuschkin, I., Balaji, S., Jain, S., Saunders, W., Hesse, C., Carr, A. N., Leike, J., Achiam, J., Misra, V., Morikawa, E., Radford, A., Knight, M., Brundage, M., Murati, M., Mayer, K., Welinder, P., McGrew, B., Amodei, D., McCandlish, S., Sutskever, I., and Zaremba, W. Evaluating large language models trained on code, 2021. URL <https://arxiv.org/abs/2107.03374>.
- Cobbe, K., Kosaraju, V., Bavarian, M., Chen, M., Jun, H., Kaiser, L., Plappert, M., Tworek, J., Hilton, J., Nakano, R., Hesse, C., and Schulman, J. Training verifiers to solve math word problems. *arXiv preprint arXiv:2110.14168*, 2021.
- Fried, D., Fu, Y., Shen, T., Smith, N. A., and Klein, D. In-coder: A generative model for code infilling and synthesis. *arXiv preprint arXiv:2204.05999*, 2023.
- Gong, L., Wang, S., Elhoushi, M., and Cheung, A. Evaluation of llms on syntax-aware code fill-in-the-middle tasks, 2024. URL <https://arxiv.org/abs/2403.04814>.
- Grattafiori, A. et al. The llama 3 herd of models, 2024. URL <https://arxiv.org/abs/2407.21783>.
- Gu, J., Lu, Z., Li, H., and Li, V. O. Incorporating copying mechanism in sequence-to-sequence learning. In *Proceedings of the 54th Annual Meeting of the Association for Computational Linguistics (Volume 1: Long Papers)*, pp. 1631–1640, 2016.
- He, Z. and Wang, X. Speed: Speculative pipelined execution for efficient decoding in large language models. *arXiv preprint arXiv:2310.12072*, 2023. URL <https://arxiv.org/abs/2310.12072>.
- He, Z. et al. Rest: Retrieval-based speculative decoding. *arXiv preprint arXiv:2311.54321*, 2023.
- Jelassi, S., Brandfonbrener, D., Kakade, S. M., and Malach, E. Repeat after me: Transformers are better than state space models at copying. *arXiv preprint arXiv:2402.01032*, 2024.
- Leviathan, Y. et al. Fast inference from transformers via speculative decoding. In *Proceedings of the 40th International Conference on Machine Learning*, 2023. URL <https://proceedings.mlr.press/v202/leviathan23a.html>.
- Li, Y., Wei, F., Zhang, C., and Zhang, H. Eagle-2: Faster inference of language models with dynamic draft trees, 2024. URL <https://arxiv.org/abs/2406.16858>.
- Liu, J., Xia, C. S., Wang, Y., and Zhang, L. Is your code generated by chatGPT really correct? rigorous evaluation of large language models for code generation. In *Thirty-seventh Conference on Neural Information Processing*

- Systems*, 2023. URL <https://openreview.net/forum?id=1qv610Cu7>.
- Liu, X., Zhang, Y., Wang, P., Ge, T., Liu, T., Li, Y., and Sui, Z. Adaptive draft-verification for efficient large language model decoding. In *Proceedings of the 2024 Conference on Empirical Methods in Natural Language Processing*, pp. 1234–1245, 2024.
- Madaan, A., Tandon, N., Gupta, P., Hallinan, S., Gao, L., Wiegrefe, S., Alon, U., Dziri, N., Prabhumoye, S., Yang, Y., Gupta, S., Majumder, B. P., Hermann, K., Welleck, S., Yazdanbakhsh, A., and Clark, P. Self-refine: Iterative refinement with self-feedback, 2023. URL <https://arxiv.org/abs/2303.17651>.
- McCoy, R. T., Min, S., Linzen, T., and Hajishirzi, H. How much do language models copy from their training data? evaluating linguistic novelty in text generation using raven. *Transactions of the Association for Computational Linguistics*, 11:727–744, 2023.
- Miao, X. et al. Specinfer: Accelerating generative llm serving with speculative inference and token tree verification. *arXiv preprint arXiv:2305.12345*, 2023.
- Mistral AI. Codestral: Hello, world!, 2024. <https://mistral.ai/news/codestral/>.
- Qwen, :, Yang, A., Yang, B., Zhang, B., Hui, B., Zheng, B., Yu, B., Li, C., Liu, D., Huang, F., Wei, H., Lin, H., Yang, J., Tu, J., Zhang, J., Yang, J., Yang, J., Zhou, J., Lin, J., Dang, K., Lu, K., Bao, K., Yang, K., Yu, L., Li, M., Xue, M., Zhang, P., Zhu, Q., Men, R., Lin, R., Li, T., Tang, T., Xia, T., Ren, X., Ren, X., Fan, Y., Su, Y., Zhang, Y., Wan, Y., Liu, Y., Cui, Z., Zhang, Z., and Qiu, Z. Qwen2.5 technical report, 2025. URL <https://arxiv.org/abs/2412.15115>.
- Roziere, B., Nguyen, H., Robert, T., Li, L. X., Le Scao, T., Tan, Q., Nguyen, T. H., Li, X. L., Pannier, B., Xu, C., Scialom, T., Gao, L., Schick, T., Kocetkov, D., Mallen, L., Qian, Y., Susano Pinto, P., Ruwase, O., Lhoest, Q., Goyal, N., Matuszek, C., Karpukhin, V., Lewis, M., Edunov, S., Grave, E., Ranzato, M., Parikh, A. P., and Fan, A. Code llama: Open foundation models for code. *arXiv preprint arXiv:2308.12950*, 2023.
- See, A., Liu, P. J., and Manning, C. D. Get to the point: Summarization with pointer-generator networks. *CoRR*, abs/1704.04368, 2017. URL <http://arxiv.org/abs/1704.04368>.
- Shen, T., Peng, H., Shen, R., Fu, Y., Harchaoui, Z., and Choi, Y. Film: Fill-in language models for any-order generation. *arXiv preprint arXiv:2310.09930*, 2023.
- Sun, R., Zhou, T., Chen, X., and Sun, L. Spechub: Provable acceleration to multi-draft speculative decoding, 2024. URL <https://arxiv.org/abs/2411.05289>.
- Team, C., Zhao, H., Hui, J., Howland, J., Nguyen, N., Zuo, S., Hu, A., Choquette-Choo, C. A., Shen, J., Kelley, J., Bansal, K., Vilnis, L., Wirth, M., Michel, P., Choy, P., Joshi, P., Kumar, R., Hashmi, S., Agrawal, S., Gong, Z., Fine, J., Warkentin, T., Hartman, A. J., Ni, B., Korevec, K., Schaefer, K., and Huffman, S. Codegemma: Open code models based on gemma, 2024. URL <https://arxiv.org/abs/2406.11409>.
- Vinyals, O., Fortunato, M., and Jaitly, N. Pointer networks. In *Advances in Neural Information Processing Systems*, volume 28, pp. 2692–2700, 2015.
- Wang, Y., Zhang, T., Li, X. L., and Liang, P. Syntax-aware fill-in-the-middle evaluation for code generation. In *Proceedings of the 2023 Conference on Empirical Methods in Natural Language Processing*, 2023.
- Yang, S. et al. Predictive pipelined decoding: A compute-latency trade-off for exact llm decoding. *arXiv preprint arXiv:2308.45678*, 2023.
- Zheng, L., Chiang, W.-L., Sheng, Y., Zhuang, S., Wu, Z., Zhuang, Y., Lin, Z., Li, Z., Li, D., Xing, E. P., Zhang, H., Gonzalez, J. E., and Stoica, I. Judging llm-as-a-judge with mt-bench and chatbot arena, 2023. URL <https://arxiv.org/abs/2306.05685>.
- Zheng, L., Yuan, J., Zhang, Z., Yang, H., and Kong, L. Self-infilling code generation, 2024. URL <https://arxiv.org/abs/2311.17972>.
- Zhou, Y. et al. Distillspec: Improving speculative decoding via knowledge distillation. *arXiv preprint arXiv:2310.98765*, 2023.

## A. Gamma ( $\gamma$ ) and Semantic Implications

In our framework, the generation speed of CopySpec is intricately tied to the choice of  $\gamma$ , which governs the length of the left context used to identify repeated sequences. The selection of an optimal  $\gamma$  is critical, as it directly impacts the model’s ability to efficiently reuse tokens from the context, thereby accelerating generation. A carefully chosen  $\gamma$  strikes a balance between providing sufficient contextual information for accurate copying and avoiding unnecessary computational overhead.

If  $\gamma$  is too small (e.g.,  $\gamma = 1$ ), the context provides insufficient information to reliably identify repetitions, resulting in missed reuse opportunities and slower generation. Conversely, when  $\gamma$  is too large, the excessive context introduces redundancy and dilutes the immediate semantic relevance. While the acceptance rate may increase, the total number of tokens generated per second decreases because the model spends more time processing generate tokens itself and fewer tokens are copied in practice.

The challenge, therefore, lies in finding an optimal  $\gamma$  that maximizes copying attempts while minimizing computational overhead. A well-chosen  $\gamma$  ensures that the context is both semantically focused and computationally efficient, enabling the Copy mechanism to fully exploit repeated patterns in the generation process. This tradeoff underscores the importance of systematically tuning  $\gamma$  to achieve the best performance across datasets.

To measure the semantic alignment between a token  $w$  and its left- $\gamma$  token context, we fine-tuned the token embeddings using a **left- $\gamma$  skip-gram** model, a modification of the traditional skip-gram approach. Unlike the standard skip-gram model, which maximizes the probability of a target word given a symmetric context window, our approach considers only the preceding  $\gamma$  tokens as context.

Formally, instead of maximizing the probability  $\prod_{(w,C) \in D} P(w|C)$ , where  $C$  represents a symmetric context window around the word  $w$ , our **left- $\gamma$  skip-gram** model is trained to maximize  $\prod_{(t,C_{\text{left-}\gamma}) \in D} P(t|C_{\text{left-}\gamma})$ , where  $C_{\text{left-}\gamma}$  consists only of the last  $\gamma$  tokens in the sequence to predict the next token  $t$ . This ensures that the learned embeddings capture dependencies in a unidirectional manner, aligning with the way generative models process text.

By structuring the model in this way, we aim to quantify how much semantic meaning from the left- $\gamma$  tokens contributes to predicting the next token. Cosine Similarity is particularly well-suited for evaluating the semantic alignment between the left- $\gamma$  token context and the next token because it captures the directional similarity between their vector representations, regardless of magnitude. Since word embeddings encode semantic meaning in a high-dimensional space, CS provides a robust way to measure how well the left context conveys predictive information about the next token. Unlike Euclidean Distance, CS ensures that we focus solely on semantic coherence rather than raw frequency effects. This is crucial for CopySpec, as effective token reuse depends on the ability to recognize when a sequence of past tokens is not just lexically repeated but also semantically relevant to the next token. By analyzing trends in CS across different  $\gamma$ -values, we can assess whether increasing the context length improves meaningful copying or merely introduces redundant information, thereby helping us fine-tune  $\gamma$  for optimal efficiency.

The cosine similarity (CS) is computed as:

$$\text{CS}(\vec{v}_{C_{\text{left-}\gamma}}, \vec{v}_t) = \frac{\vec{v}_{C_{\text{left-}\gamma}} \cdot \vec{v}_t}{\|\vec{v}_{C_{\text{left-}\gamma}}\| \|\vec{v}_t\|}.$$

Here,  $\vec{v}_{C_{\text{left-}\gamma}} = \frac{1}{\gamma} \sum_{i=1}^{\gamma} \vec{v}_{t_i}$  represents the average embedding of the most recent  $\gamma$  tokens, where  $\{t_i\}_{i=1}^{\gamma}$  are the embeddings of the last  $\gamma$  tokens in the context.

To validate our intuitions, we conducted experiments to analyze the relationship between  $\gamma$  (context length) and semantic alignment. Figure 5 illustrates the trends in Cosine Similarity and generation speed (TPS) as  $\gamma$  varies.

By measuring Cosine Similarity and generation speed across varying  $\gamma$ -token contexts, we provide empirical evidence that fine-tuning **left- $\gamma$  skip-gram** model for the best  $\gamma$  is essential for maximizing efficiency. Future work can explore adaptive strategies that dynamically adjust  $\gamma$  in the same hashmap based on context complexity, further optimizing the balance between copying effectiveness and computational cost.

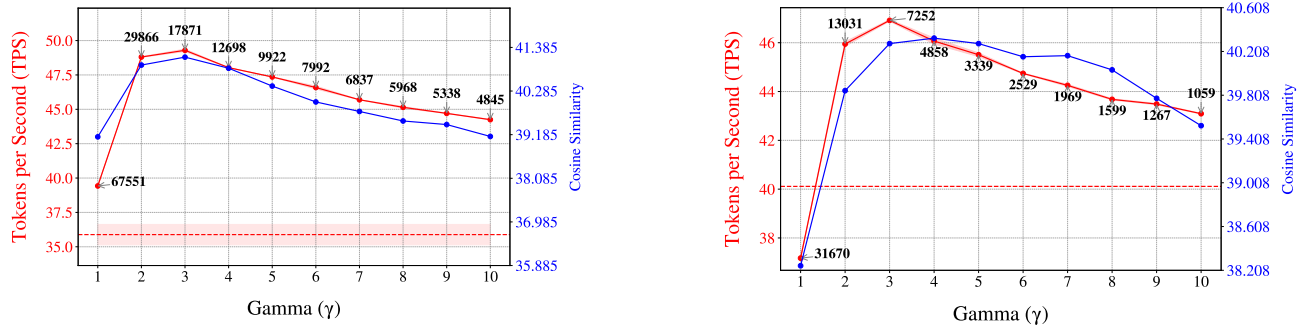


Figure 5. We use Qwen2.5-7B on both MT-Bench and MT-Redundant dataset. Cosine Similarity and Tokens per Second trends as a function of  $\gamma$ . The blue line indicates the Cosine Similarity, showing semantic alignment across varying  $\gamma$ -token contexts. The red line illustrates the Tokens per Second, reflecting generation speed.  $\gamma$  denotes the number of tokens considered in the context for each measurement. The left plot shows MT-Bench, and the right plot shows MT-Redundant.



## B. Copying and Speculative Decoding with Truncated KV States

This appendix describes how our framework integrates a *copying mechanism* with *speculative decoding*, including details on partial acceptance, key-value (KV) cache truncation.

### B.1. Notation and Variables

**Sequence  $X_{1:t}$ .** Let  $X_{1:t}$  be the currently accepted sequence of  $t$  tokens. Generating a new token moves us to position  $t + 1$ .

**Dictionary  $\mathcal{D}$ .**  $\mathcal{D}$  records repeated  $\gamma$ -length substrings and their earlier occurrences. If  $X_{t-\gamma+1:t}$  appears in  $\mathcal{D}$ , we may copy subsequent tokens from that match.

**Subsequence length  $\gamma$ .** We use  $\gamma$  tokens to detect repeats. That is, the last  $\gamma$  tokens,  $s = X_{t-\gamma+1:t}$ , determine if a copy event is possible.

**Match location  $p$ .** If  $\mathcal{D}$  indicates  $X_{t-\gamma+1:t}$  appears at position  $p$ , we attempt to copy tokens starting from  $p + \gamma$ .

**Chunk size  $m$  (copying).** When a match is found, we form a copied chunk

$$\tilde{X}_{1:m} = (\tilde{x}_1, \dots, \tilde{x}_m) = X_{p+\gamma:p+\gamma+m-1}.$$

**Draft limit  $\delta$  (speculative).** If copying is not used, we let the draft model propose up to  $\delta$  tokens:

$$\hat{X}_{1:\delta} = (\hat{x}_1, \dots, \hat{x}_\delta).$$

**Acceptance and Draft Models.** The target model  $p_{\text{target}}(\cdot | X_{1:n})$  decides whether each new token is accepted, while the draft model  $p_{\text{draft}}(X_t | X_{1:n})$  only proposes tokens that must still pass  $p_{\text{target}}$ 's acceptance criterion.

**Index  $i$ .** In both copying and drafting, we iterate over newly proposed tokens with an index  $i \in \{1, \dots, m\}$  or  $i \in \{1, \dots, \delta\}$ .

**Accepted count  $k$ .** Out of the  $m$  (copied) or  $\delta$  (drafted) tokens, only  $k \leq m$  or  $k \leq \delta$  may be accepted under  $p_{\text{target}}$ . Rejected tokens are removed, and the key-value states are truncated to retain only  $X_{1:t+k}$ .

### B.2. Acceptance Criterion and KV Truncation

Any new token  $x_{t+i}$  must pass an acceptance criterion under  $p_{\text{target}}$ ; for example, at *temperature* 0, we only accept it if it is the  $\text{argmax}$  of the target model's conditional distribution. If the token fails, we reject it (and all subsequent tokens in the same chunk) and *roll back* to  $X_{1:t+i-1}$ .

Each layer  $\ell$  of the target model stores key-value tensors  $(\mathbf{K}_\ell, \mathbf{V}_\ell)$  up to the final accepted token. If  $k < i - 1$  tokens in a chunk are accepted, we truncate  $(\mathbf{K}_\ell, \mathbf{V}_\ell)$  to  $t + k$  positions, ensuring the model remains consistent with the final accepted sequence.

### B.3. Integrated Generation Procedure

Below is a single pseudocode listing that combines both *copying* and *speculative decoding*.

#### 1. Check for a Copy Opportunity:

- (a) Let  $s = X_{t-\gamma+1:t}$  be the most recent  $\gamma$  tokens of the accepted sequence  $X_{1:t}$ .
- (b) Check if  $s$  is in  $\mathcal{D}$  (the dictionary of repeats).
  - If no match exists, go to Step 3.
- (c) Otherwise, let  $p$  be the first occurrence in  $\mathcal{D}(s)$  satisfying  $p + \gamma - 1 < t - \gamma + 1$  (ensuring no overlap).

(d) Form a candidate chunk of length  $m$ :

$$\tilde{X}_{1:m} = X_{p+\gamma:p+\gamma+m-1}.$$

(e) Initialize  $k = 0$ , which tracks how many tokens from  $\tilde{X}_{1:m}$  are ultimately accepted.

## 2. Attempt to Copy:

(a) For  $i = 1$  to  $m$ :

- Evaluate  $\tilde{x}_i$  (from  $\tilde{X}_{1:m}$ ) with the target model:

$$p_{\text{target}}(X_t | X_{1:t+i-1}).$$

- If  $\tilde{x}_i$  passes the acceptance criterion (e.g. it is the `argmax` if temperature = 0), set  $k \leftarrow k + 1$ ; otherwise, *reject*  $\tilde{x}_i$  and break out of this loop.

(b) If  $k < m$ :

- The final sequence is now  $X_{1:t+k}$ , which means only the first  $k$  tokens from  $\tilde{X}_{1:m}$  (i.e.  $\tilde{x}_1, \dots, \tilde{x}_k$ ) are accepted.
- Truncate the target model’s KV Cache states for all layers to length  $t + k$  to discard any rejected tokens beyond position  $t + k$ .

(c) Otherwise, if  $k = m$ , then all  $m$  copied tokens are fully accepted, making  $X_{1:t+m}$  the new final sequence.

(d) **Update**  $\mathcal{D}$  with any newly formed  $\gamma$ -subsequences ending at positions  $t + j$  for  $1 \leq j \leq k$ .

## 3. Speculative Decoding:

(a) If no copying occurred, generate  $\delta$  tokens from the draft model:

$$\hat{X}_{1:\delta} \sim p_{\text{draft}}(X_t | X_{1:t}).$$

(b) Let  $k = 0$ . For  $i = 1$  to  $\delta$ :

- Evaluate  $\hat{x}_i$  (from  $\hat{X}_{1:\delta}$ ) using

$$p_{\text{target}}(X_t | X_{1:t+i-1}).$$

- If accepted, increment  $k$ . If rejected, break immediately.

(c) If  $k < \delta$ :

- Only  $\hat{x}_1, \dots, \hat{x}_k$  are accepted, so the final sequence is  $X_{1:t+k}$ .
- Truncate the target model’s and draft model’s KV Cache states to reflect  $X_{1:t+k}$  only.

(d) If  $k = \delta$ , the entire draft  $\hat{X}_{1:\delta}$  is accepted, making  $X_{1:t+\delta}$  the new final sequence.

(e) **Update**  $\mathcal{D}$  with any newly formed  $\gamma$ -length subsequences up to position  $t + k$ .

4. **Repeat:** Increase  $t$  by the number of accepted tokens (either  $k$ ,  $m$ , or  $\delta$ ) in this iteration. Continue until a stopping criterion (e.g. end-of-text token) is encountered.

**Discussion of Truncation:** Whenever fewer than  $m$  (in copying) or  $\delta$  (in drafting) tokens are accepted, we *roll back* to the accepted prefix. The target model’s key-value memory is truncated accordingly to reflect  $X_{1:t+k}$ . Thus, any rejected tokens do not affect the final context or the KV states.

## C. Extra Results on MT-Redundant

This appendix presents a detailed analysis of the performance improvements achieved by the CopySpec approach compared to baseline methods. The tables provide comprehensive results across various categories and model configurations, highlighting the computational efficiency and speed-ups observed on the MT-Redundant dataset.

### C.1. Analysis of Gamma ( $\gamma$ ) on MT-Redundant

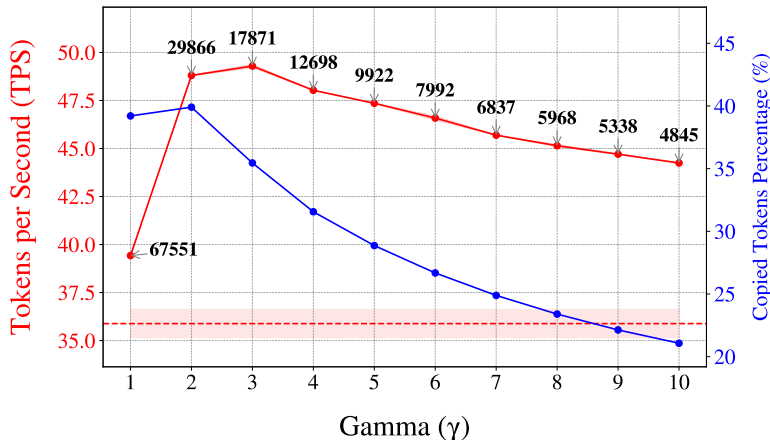


Figure 6. This figure illustrates the relationship between the copying parameter  $\gamma$  and the model’s performance on the MT-Redundant dataset with the LLaMa3.1-8B-Instruct model. The notations are the same as in Figure 3.

The analysis depicted in Figure 6 highlights the impact of the copying parameter  $\gamma$  on both computational performance and the model’s ability to reuse tokens effectively. As  $\gamma$  increases, there is a notable rise in the percentage of copied tokens, demonstrating the model’s improved ability to exploit repeated patterns within the context. However, this comes at the cost of reduced tokens per second (TPS) for higher  $\gamma$  values, due to the increased computational overhead associated with processing larger context windows.

### C.2. Speed-up by Category on MT-Redundant

Category	Turn 1			Turn 2		
	Base Model	CopySpec	Speed-up	Base Model	CopySpec	Speed-up
Coding	10.86 $\pm$ 0.01	<b>11.66</b> $\pm$ 0.02	1.07	9.72 $\pm$ 0.01	<b>19.47</b> $\pm$ 0.01	2.01
Extraction	10.09 $\pm$ 0.01	<b>13.44</b> $\pm$ 0.01	1.33	9.80 $\pm$ 0.01	<b>18.17</b> $\pm$ 0.01	1.85
Humanities	10.85 $\pm$ 0.01	<b>11.57</b> $\pm$ 0.01	1.07	9.75 $\pm$ 0.01	<b>11.67</b> $\pm$ 0.01	1.20
Math	11.01 $\pm$ 0.01	<b>12.81</b> $\pm$ 0.01	1.16	10.05 $\pm$ 0.01	<b>23.18</b> $\pm$ 0.01	2.31
Reasoning	10.80 $\pm$ 0.02	<b>12.18</b> $\pm$ 0.01	1.13	10.05 $\pm$ 0.01	<b>20.17</b> $\pm$ 0.01	2.01
Roleplay	10.90 $\pm$ 0.01	<b>11.05</b> $\pm$ 0.01	1.01	9.93 $\pm$ 0.01	<b>27.80</b> $\pm$ 0.01	2.80
Stem	10.90 $\pm$ 0.01	<b>11.50</b> $\pm$ 0.01	1.06	9.83 $\pm$ 0.01	<b>14.61</b> $\pm$ 0.01	1.49
Writing	<b>10.92</b> $\pm$ 0.01	10.85 $\pm$ 0.01	0.99	9.94 $\pm$ 0.01	<b>24.51</b> $\pm$ 0.01	2.46
<b>Average</b>	10.89 $\pm$ 0.01	<b>11.88</b> $\pm$ 0.01	1.10	9.88 $\pm$ 0.01	<b>19.52</b> $\pm$ 0.01	1.98

Table 6. Tokens per second on two turns across categories on MT-Redundant using CopySpec and Baseline with Qwen-32B-Instruct ( $\gamma = 3$ ). Results follow the same notation as Table 2.

Table 6 summarizes the tokens-per-second (TPS) performance for the Qwen-32B-Instruct model across two turns. The first turn reflects scenarios with minimal contextual information, while the second turn demonstrates significant gains in speed due to the larger context size and CopySpec’s ability to leverage repeated token patterns effectively. Notably, categories such as Coding and Math exhibit speed-ups exceeding 2 $\times$  in the second turn.

In Table 7, we observe a similar trend for the Qwen-7B-Instruct model, with CopySpec consistently improving TPS across

Category	Turn 1			Turn 2		
	Base Model	CopySpec	Speed-up	Base Model	CopySpec	Speed-up
Coding	43.28 $\pm$ 0.02	<b>47.16</b> $\pm$ 0.10	1.09	37.48 $\pm$ 0.01	<b>77.39</b> $\pm$ 0.16	2.06
Extraction	39.45 $\pm$ 0.01	<b>44.38</b> $\pm$ 0.07	1.12	39.34 $\pm$ 0.01	<b>73.79</b> $\pm$ 0.15	1.88
Humanities	42.94 $\pm$ 0.02	<b>44.73</b> $\pm$ 0.09	1.04	36.71 $\pm$ 0.01	<b>46.73</b> $\pm$ 0.09	1.27
Math	44.27 $\pm$ 0.02	<b>49.49</b> $\pm$ 0.10	1.12	39.85 $\pm$ 0.01	<b>84.93</b> $\pm$ 0.43	2.13
Reasoning	43.06 $\pm$ 0.02	<b>46.51</b> $\pm$ 0.09	1.08	39.67 $\pm$ 0.03	<b>86.13</b> $\pm$ 0.14	2.17
Roleplay	43.14 $\pm$ 0.11	<b>45.12</b> $\pm$ 0.13	1.05	38.63 $\pm$ 0.02	<b>108.37</b> $\pm$ 0.18	2.81
Stem	42.96 $\pm$ 0.04	<b>45.41</b> $\pm$ 0.07	1.06	37.06 $\pm$ 0.01	<b>57.54</b> $\pm$ 0.11	1.55
Writing	43.50 $\pm$ 0.01	<b>44.79</b> $\pm$ 0.10	1.03	38.40 $\pm$ 0.01	<b>87.91</b> $\pm$ 0.12	2.29
<b>Average</b>	42.95 $\pm$ 0.03	<b>46.82</b> $\pm$ 0.09	1.09	38.51 $\pm$ 0.01	<b>78.43</b> $\pm$ 0.17	2.04

Table 7. Tokens per second on two turns across categories on MT-Redundant using CopySpec and Baseline with Qwen-7B-Instruct ( $\gamma = 3$ ). Results follow the same notation as Table 2.

both turns. The second turn results show substantial gains in categories like Reasoning and Math, where repetitive patterns in the context are more prominent.

Category	Turn 1			Turn 2		
	Base Model	CopySpec	Speed-up	Base Model	CopySpec	Speed-up
Coding	5.17 $\pm$ 0.01	<b>5.94</b> $\pm$ 0.01	1.15	4.81 $\pm$ 0.01	<b>10.76</b> $\pm$ 0.01	2.24
Extraction	4.90 $\pm$ 0.01	<b>5.29</b> $\pm$ 0.01	1.08	4.80 $\pm$ 0.01	<b>7.60</b> $\pm$ 0.01	1.58
Humanities	5.20 $\pm$ 0.01	<b>5.39</b> $\pm$ 0.01	1.04	4.78 $\pm$ 0.01	<b>5.72</b> $\pm$ 0.01	1.20
Math	5.23 $\pm$ 0.01	<b>5.83</b> $\pm$ 0.01	1.12	4.89 $\pm$ 0.01	<b>12.58</b> $\pm$ 0.01	2.57
Reasoning	5.18 $\pm$ 0.01	<b>5.43</b> $\pm$ 0.01	1.05	4.92 $\pm$ 0.01	<b>8.49</b> $\pm$ 0.01	1.73
Roleplay	5.16 $\pm$ 0.01	<b>5.28</b> $\pm$ 0.01	1.02	4.93 $\pm$ 0.01	<b>10.01</b> $\pm$ 0.01	2.03
Stem	5.21 $\pm$ 0.01	<b>5.43</b> $\pm$ 0.01	1.04	4.83 $\pm$ 0.01	<b>6.38</b> $\pm$ 0.01	1.32
Writing	5.21 $\pm$ 0.01	<b>5.27</b> $\pm$ 0.01	1.01	4.82 $\pm$ 0.01	<b>9.48</b> $\pm$ 0.01	1.97
<b>Average</b>	5.16 $\pm$ 0.01	<b>5.48</b> $\pm$ 0.01	1.06	4.85 $\pm$ 0.01	<b>8.88</b> $\pm$ 0.01	1.83

Table 8. Tokens per second on two turns across categories on MT-Redundant using CopySpec and Baseline with LLaMa3.1-70B-Instruct ( $\gamma = 3$ ). Results follow the same notation as Table 2.

Table 8 presents the results for the LLaMa3.1-70B-Instruct model. Here, the impact of CopySpec is evident, especially in the second turn, with speed-ups reaching over 2 $\times$  in categories such as Math. These results highlight the scalability of CopySpec across models of varying sizes.

The findings for the LLaMa3.1-8B-Instruct model are detailed in Table 9. The speed-ups in this case are slightly lower compared to larger models but still demonstrate consistent improvements across all categories, with notable efficiency gains in the second turn.

### C.3. Merging with Speculative Decoding on MT-Redundant

Finally, Table 10 explores the integration of CopySpec with speculative decoding for the Qwen2.5-32B-Instruct model and Qwen2.5-7B-Instruct as the draft model. The results highlight how combining these approaches can yield even greater computational efficiency. The analysis includes varying  $\gamma$  values and draft token counts, showing that optimal parameter tuning further enhances performance, particularly in multi-turn scenarios.



Category	Turn 1			Turn 2		
	Base Model	CopySpec	Speed-up	Base Model	CopySpec	Speed-up
Coding	36.80 ± 0.06	<b>44.31</b> ± 0.07	1.20	34.61 ± 0.01	<b>66.14</b> ± 0.10	1.91
Extraction	35.49 ± 0.01	<b>46.27</b> ± 0.08	1.30	33.78 ± 0.01	<b>71.84</b> ± 0.07	2.13
Humanities	37.31 ± 0.01	<b>40.66</b> ± 0.23	1.09	33.90 ± 0.01	<b>40.01</b> ± 0.06	1.18
Math	37.02 ± 0.07	<b>52.60</b> ± 0.08	1.42	34.94 ± 0.05	<b>64.90</b> ± 0.07	1.86
Reasoning	36.83 ± 0.01	<b>53.24</b> ± 0.01	1.45	34.77 ± 0.04	<b>60.76</b> ± 0.09	1.75
Roleplay	36.85 ± 0.02	<b>40.85</b> ± 0.11	1.11	34.70 ± 0.02	<b>64.18</b> ± 0.13	1.85
Stem	37.28 ± 0.04	<b>41.01</b> ± 0.10	1.10	34.49 ± 0.06	<b>45.01</b> ± 0.09	1.31
Writing	36.94 ± 0.02	<b>39.87</b> ± 0.10	1.08	33.87 ± 0.02	<b>48.01</b> ± 0.09	1.42
<b>Average</b>	36.81 ± 0.03	<b>44.85</b> ± 0.10	1.22	34.38 ± 0.03	<b>57.61</b> ± 0.09	1.67

Table 9. Tokens per second on two turns across categories on MT-Redundant using CopySpec and Baseline with LLaMa3.1-8B-Instruct ( $\gamma = 3$ ). Results follow the same notation as Table 2.

Category	Turn 1				Turn 2			
	Base Model	Spec. Dec.	Spec. Dec. + Copy ( $\gamma = 3$ )	Spec. Dec. + Copy ( $\gamma = 5$ )	Base Model	Spec. Dec.	Spec. Dec. + Copy ( $\gamma = 3$ )	Spec. Dec. + Copy ( $\gamma = 5$ )
Coding	10.87 ± 0.01	16.09 ± 0.13	15.88 ± 0.05	<b>16.09</b> ± 0.04	9.73 ± 0.01	15.77 ± 0.09	22.02 ± 0.01	<b>22.50</b> ± 0.01
Extraction	10.09 ± 0.01	14.20 ± 0.09	15.12 ± 0.09	<b>15.26</b> ± 0.01	9.79 ± 0.01	15.17 ± 0.08	18.41 ± 0.05	<b>18.45</b> ± 0.05
Humanities	10.85 ± 0.01	12.39 ± 0.10	<b>12.52</b> ± 0.03	12.50 ± 0.01	9.75 ± 0.01	12.39 ± 0.07	13.01 ± 0.04	<b>13.05</b> ± 0.01
Math	11.01 ± 0.01	17.61 ± 0.10	17.68 ± 0.06	<b>18.10</b> ± 0.01	10.05 ± 0.01	16.70 ± 0.11	24.48 ± 0.07	<b>24.84</b> ± 0.07
Reasoning	10.80 ± 0.02	13.09 ± 0.10	13.04 ± 0.04	<b>13.21</b> ± 0.02	10.05 ± 0.01	14.74 ± 0.06	20.33 ± 0.07	<b>21.12</b> ± 0.05
Roleplay	10.90 ± 0.01	11.14 ± 0.08	<b>11.19</b> ± 0.04	11.17 ± 0.02	9.93 ± 0.01	16.19 ± 0.10	28.43 ± 0.01	<b>28.44</b> ± 0.27
Stem	10.90 ± 0.01	13.33 ± 0.11	13.36 ± 0.06	<b>13.45</b> ± 0.01	9.83 ± 0.01	14.16 ± 0.08	16.73 ± 0.02	<b>16.95</b> ± 0.03
Writing	10.92 ± 0.01	11.30 ± 0.08	<b>11.34</b> ± 0.03	11.33 ± 0.01	9.94 ± 0.01	15.59 ± 0.12	25.46 ± 0.01	<b>25.16</b> ± 0.05
<b>Average</b>	10.79 ± 0.01	13.64 ± 0.10	13.77 ± 0.05	<b>13.89</b> ± 0.01	9.88 ± 0.01	15.09 ± 0.09	21.11 ± 0.04	<b>21.31</b> ± 0.07

Table 10. Tokens-per-second (TPS) performance on the MT-Redundant dataset, using Qwen2.5-32B-Instruct as the target model and Qwen2.5-7B-Instruct as the draft model, where the draft model generates 5 tokens per attempt. Results are presented using the same notation as Table 3 and a  $\gamma$  value of 3, highlighting the impact of varying the draft token count on computational efficiency.

## D. Extra Results on MT-Bench

This appendix presents a comprehensive evaluation of the CopySpec approach on the MT-Bench dataset across various configurations and categories. The results highlight the consistent improvements in tokens-per-second (TPS) performance achieved by CopySpec compared to baseline models, demonstrating its efficiency and scalability.

### D.1. Analysis of Gamma ( $\gamma$ ) on MT-Bench

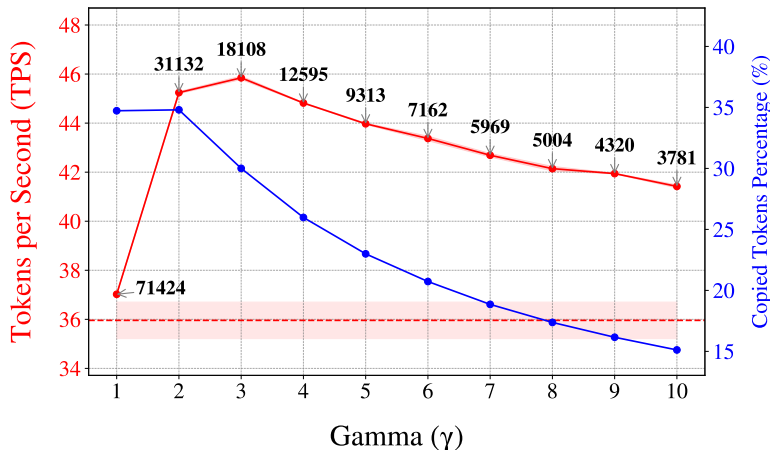


Figure 7. This figure illustrates the relationship between the copying parameter  $\gamma$  and the model’s performance on the MT-Bench dataset with the LLaMa3.1-8B-Instruct model. The notations are the same as in Figure 3.

Figure 7 presents a comprehensive visualization of how the copying parameter  $\gamma$  affects the performance of the LLaMa3.1-8B-Instruct model on the MT-Redundant dataset. The figure captures the interplay between the percentage of tokens successfully copied, the number of copying attempts, and the resulting tokens per second (TPS).

### D.2. Speed-up by Category on MT-Bench

Category	Turn 1			Turn 2		
	Baseline	CopySpec	Speed-up	Baseline	CopySpec	Speed-up
Coding	5.12 $\pm$ 0.01	<b>5.62</b> $\pm$ 0.01	1.10	4.62 $\pm$ 0.01	<b>7.10</b> $\pm$ 0.01	1.54
Extraction	4.76 $\pm$ 0.01	<b>5.64</b> $\pm$ 0.01	1.19	4.48 $\pm$ 0.01	<b>6.84</b> $\pm$ 0.01	1.53
Humanities	5.09 $\pm$ 0.01	<b>5.32</b> $\pm$ 0.01	1.04	4.54 $\pm$ 0.01	<b>4.98</b> $\pm$ 0.01	1.10
Math	5.17 $\pm$ 0.01	<b>5.84</b> $\pm$ 0.01	1.13	4.81 $\pm$ 0.01	<b>6.72</b> $\pm$ 0.01	1.40
Reasoning	5.08 $\pm$ 0.01	<b>5.69</b> $\pm$ 0.01	1.12	4.80 $\pm$ 0.01	<b>5.96</b> $\pm$ 0.01	1.24
Roleplay	5.06 $\pm$ 0.01	<b>5.14</b> $\pm$ 0.01	1.02	4.59 $\pm$ 0.01	<b>4.68</b> $\pm$ 0.01	1.02
Stem	5.12 $\pm$ 0.01	<b>5.38</b> $\pm$ 0.01	1.05	4.62 $\pm$ 0.01	<b>5.32</b> $\pm$ 0.01	1.15
Writing	5.12 $\pm$ 0.01	<b>5.12</b> $\pm$ 0.01	1.01	4.69 $\pm$ 0.01	<b>6.09</b> $\pm$ 0.01	1.30
<b>Average</b>	5.07 $\pm$ 0.01	<b>5.47</b> $\pm$ 0.01	1.08	4.64 $\pm$ 0.01	<b>5.96</b> $\pm$ 0.01	1.28

Table 11. Tokens per second on two turns across categories on MT-Bench using CopySpec and Baseline with Qwen2.5-72B-Chat ( $\gamma = 3$ ). Results follow the same notation as Table 2.

Table 11 provides the TPS performance of Qwen2.5-72B-Chat on two turns. The speed-ups are most notable in categories such as Extraction and Coding, where repetitive patterns allow CopySpec to outperform the baseline consistently. Average speed-ups for both turns reinforce the efficiency gains achieved.

In Table 12, the performance of Qwen2.5-32B-Chat is evaluated. CopySpec achieves significant speed-ups, particularly in the second turn, where contextual repetition becomes more prevalent. Categories like Math and Writing show marked improvements, underscoring CopySpec’s ability to handle computationally intensive tasks effectively.

Table 13 highlights the results for Qwen2.5-7B-Chat. While the base model already performs efficiently, CopySpec further

Category	Turn 1			Turn 2		
	Base Model	CopySpec	Speed-up	Base Model	CopySpec	Speed-up
Coding	10.86 $\pm$ 0.01	<b>11.67</b> $\pm$ 0.01	1.07	9.73 $\pm$ 0.01	<b>17.03</b> $\pm$ 0.01	1.75
Extraction	10.09 $\pm$ 0.01	<b>13.39</b> $\pm$ 0.04	1.33	9.59 $\pm$ 0.01	<b>15.40</b> $\pm$ 0.04	1.61
Humanities	10.86 $\pm$ 0.01	<b>11.56</b> $\pm$ 0.01	1.06	9.73 $\pm$ 0.01	<b>11.14</b> $\pm$ 0.01	1.14
Math	11.01 $\pm$ 0.01	<b>12.77</b> $\pm$ 0.07	1.16	10.15 $\pm$ 0.01	<b>13.35</b> $\pm$ 0.03	1.32
Reasoning	10.82 $\pm$ 0.01	<b>12.18</b> $\pm$ 0.01	1.13	10.22 $\pm$ 0.01	<b>11.54</b> $\pm$ 0.01	1.13
Roleplay	10.90 $\pm$ 0.01	<b>11.04</b> $\pm$ 0.01	1.01	10.16 $\pm$ 0.01	<b>10.37</b> $\pm$ 0.01	1.02
Stem	10.89 $\pm$ 0.01	<b>11.51</b> $\pm$ 0.01	1.06	9.84 $\pm$ 0.01	<b>11.50</b> $\pm$ 0.01	1.17
Writing	<b>10.90</b> $\pm$ 0.01	10.82 $\pm$ 0.02	0.99	9.99 $\pm$ 0.01	<b>13.25</b> $\pm$ 0.01	1.33
<b>Average</b>	10.91 $\pm$ 0.01	<b>11.86</b> $\pm$ 0.01	1.09	9.92 $\pm$ 0.01	<b>12.57</b> $\pm$ 0.01	1.27

Table 12. Tokens per second on two turns across categories on MT-Bench using CopySpec and Baseline with Qwen2.5-32B-Chat ( $\gamma = 3$ ). Results follow the same notation as Table 2.

Category	Turn 1			Turn 2		
	Base Model	CopySpec	Speed-up	Base Model	CopySpec	Speed-up
Coding	43.04 $\pm$ 0.25	<b>47.22</b> $\pm$ 0.02	1.10	37.43 $\pm$ 0.08	<b>60.06</b> $\pm$ 0.01	1.60
Extraction	39.50 $\pm$ 0.06	<b>44.41</b> $\pm$ 0.01	1.12	38.94 $\pm$ 0.09	<b>52.85</b> $\pm$ 0.01	1.36
Humanities	43.06 $\pm$ 0.07	<b>44.79</b> $\pm$ 0.01	1.04	36.82 $\pm$ 0.08	<b>43.05</b> $\pm$ 0.01	1.17
Math	44.40 $\pm$ 0.16	<b>49.46</b> $\pm$ 0.12	1.11	39.39 $\pm$ 0.36	<b>53.45</b> $\pm$ 0.01	1.36
Reasoning	43.49 $\pm$ 0.36	<b>46.57</b> $\pm$ 0.01	1.07	40.96 $\pm$ 0.19	<b>46.76</b> $\pm$ 0.01	1.14
Roleplay	43.43 $\pm$ 0.05	<b>45.35</b> $\pm$ 0.01	1.04	38.72 $\pm$ 0.08	<b>39.89</b> $\pm$ 0.01	1.03
Stem	43.30 $\pm$ 0.07	<b>45.47</b> $\pm$ 0.01	1.05	37.34 $\pm$ 0.09	<b>43.61</b> $\pm$ 0.01	1.17
Writing	43.58 $\pm$ 0.06	<b>44.72</b> $\pm$ 0.01	1.03	38.80 $\pm$ 0.08	<b>55.90</b> $\pm$ 0.01	1.44
<b>Average</b>	42.80 $\pm$ 0.13	<b>46.98</b> $\pm$ 0.03	1.10	38.25 $\pm$ 0.13	<b>49.57</b> $\pm$ 0.01	1.30

Table 13. Tokens per second on two turns across categories on MT-Bench using CopySpec and Baseline with Qwen2.5-7B-Chat ( $\gamma = 3$ ). Results follow the same notation as Table 2.

enhances TPS, with average speed-ups exceeding 1.3 $\times$  in the second turn. These results confirm that CopySpec scales well across different model sizes.

The performance of LLaMa3.1-70B-Instruct is detailed in Table 14. CopySpec achieves consistent improvements across both turns, with substantial gains in computationally intensive categories such as Coding and Extraction. These results demonstrate the robustness of CopySpec when applied to larger models.

Table 15 evaluates LLaMa3.1-8B-Instruct. While the model size is significantly smaller, CopySpec still yields notable improvements, particularly in the second turn, where repetitive token patterns amplify the efficiency of speculative copying.

### D.3. Merging with Speculative Decoding on MT-Bench

Finally, Table 16 and Table 17 compares different speculative decoding configurations with and without CopySpec, using Qwen2.5-32B-Instruct as the target model and Qwen2.5-7B-Instruct as the draft model. This analysis explores the impact of varying  $\gamma$  values and draft token counts, demonstrating that the integration of CopySpec with speculative decoding consistently leads to enhanced performance. The results emphasize the adaptability of CopySpec across diverse operational settings.

These tables collectively validate the effectiveness of CopySpec in accelerating large language model inference while maintaining high output quality. The findings in this appendix complement those in Appendix C, reinforcing the method’s utility across datasets and configurations.

Category	Turn 1			Turn 2		
	Base Model	CopySpec	Speed-up	Base Model	CopySpec	Speed-up
Coding	5.18 ±0.01	<b>5.94</b> ±0.01	1.15	4.79 ±0.01	<b>7.63</b> ±0.01	1.59
Extraction	4.91 ±0.01	<b>5.28</b> ±0.01	1.08	4.65 ±0.01	<b>7.03</b> ±0.01	1.51
Humanities	5.21 ±0.01	<b>5.39</b> ±0.01	1.04	4.77 ±0.01	<b>5.35</b> ±0.01	1.12
Math	5.23 ±0.01	<b>5.83</b> ±0.01	1.12	4.96 ±0.01	<b>6.57</b> ±0.01	1.32
Reasoning	5.16 ±0.01	<b>5.43</b> ±0.01	1.05	4.96 ±0.01	<b>5.56</b> ±0.01	1.12
Roleplay	5.17 ±0.01	<b>5.28</b> ±0.01	1.02	4.94 ±0.01	<b>5.90</b> ±0.01	1.19
Stem	5.22 ±0.01	<b>5.41</b> ±0.01	1.04	4.85 ±0.01	<b>5.54</b> ±0.01	1.14
Writing	5.21 ±0.01	<b>5.27</b> ±0.01	1.01	4.81 ±0.01	<b>6.42</b> ±0.01	1.33
<b>Average</b>	5.16 ±0.01	<b>5.48</b> ±0.01	1.06	4.84 ±0.01	<b>6.25</b> ±0.01	1.29

Table 14. Tokens per second on two turns across categories on MT-Bench using CopySpec and Baseline with LLaMa3.1-70B-Instruct ( $\gamma = 3$ ). Results follow the same notation as Table 2.

Category	Turn 1			Turn 2		
	Base Model	CopySpec	Speed-up	Base Model	CopySpec	Speed-up
Coding	36.86 ±0.01	<b>44.35</b> ±0.06	1.20	34.42 ±0.01	<b>53.22</b> ±0.06	1.55
Extraction	35.32 ±0.07	<b>46.27</b> ±0.03	1.31	33.71 ±0.01	<b>51.48</b> ±0.06	1.53
Humanities	37.20 ±0.01	<b>40.88</b> ±0.06	1.10	33.78 ±0.02	<b>40.61</b> ±0.05	1.20
Math	36.99 ±0.01	<b>52.46</b> ±0.24	1.42	34.96 ±0.01	<b>58.47</b> ±0.07	1.67
Reasoning	36.70 ±0.04	<b>53.33</b> ±0.06	1.45	34.76 ±0.01	<b>53.86</b> ±0.06	1.55
Roleplay	36.77 ±0.01	<b>40.89</b> ±0.06	1.11	34.56 ±0.01	<b>49.16</b> ±0.06	1.42
Stem	37.19 ±0.01	<b>41.06</b> ±0.06	1.10	34.47 ±0.01	<b>41.88</b> ±0.06	1.21
Writing	36.85 ±0.01	<b>39.91</b> ±0.06	1.08	33.78 ±0.01	<b>38.72</b> ±0.06	1.15
<b>Average</b>	36.73 ±0.08	<b>44.89</b> ±0.08	1.22 ±0.02	34.30 ±0.01	<b>48.42</b> ±0.06	1.41

Table 15. Tokens per second on two turns across categories on MT-Bench using CopySpec and Baseline with LLaMa3.1-8B-Instruct ( $\gamma = 3$ ). Results follow the same notation as Table 2.

Category	Turn 1				Turn 2			
	Base Model	Spec. Dec.	Spec. Dec. + Copy ( $\gamma = 3$ )	Spec. Dec. + Copy ( $\gamma = 5$ )	Base Model	Spec. Dec.	Spec. Dec. + Copy ( $\gamma = 3$ )	Spec. Dec. + Copy ( $\gamma = 5$ )
Coding	10.86 ±0.01	15.97 ±0.01	15.91 ±0.06	<b>16.16</b> ±0.05	9.73 ±0.01	14.81 ±0.01	19.94 ±0.01	<b>19.97</b> ±0.11
Extraction	10.09 ±0.01	14.22 ±0.01	<b>15.39</b> ±0.06	15.36 ±0.05	9.59 ±0.01	14.55 ±0.01	<b>16.71</b> ±0.05	16.26 ±0.01
Humanities	10.86 ±0.01	13.66 ±0.01	<b>13.89</b> ±0.01	13.87 ±0.04	9.73 ±0.01	12.30 ±0.01	<b>12.93</b> ±0.02	12.85 ±0.01
Math	11.01 ±0.01	17.02 ±0.03	17.30 ±0.01	<b>17.32</b> ±0.02	10.15 ±0.01	15.38 ±0.01	16.04 ±0.06	<b>16.61</b> ±0.02
Reasoning	10.82 ±0.01	14.02 ±0.01	<b>14.34</b> ±0.02	14.26 ±0.01	10.23 ±0.01	12.99 ±0.01	13.18 ±0.02	<b>13.42</b> ±0.05
Roleplay	10.90 ±0.01	12.86 ±0.02	12.88 ±0.04	<b>12.94</b> ±0.01	10.16 ±0.01	12.11 ±0.01	12.18 ±0.03	<b>12.24</b> ±0.02
Stem	10.89 ±0.01	14.29 ±0.06	14.36 ±0.03	<b>14.47</b> ±0.02	9.84 ±0.01	13.13 ±0.01	13.71 ±0.01	<b>13.77</b> ±0.05
Writing	10.90 ±0.01	12.65 ±0.02	12.69 ±0.02	<b>12.71</b> ±0.03	9.99 ±0.01	11.69 ±0.01	<b>13.54</b> ±0.03	13.31 ±0.01
<b>Average</b>	10.79 ±0.01	14.34 ±0.02	14.60 ±0.03	<b>14.64</b> ±0.03	9.93 ±0.01	13.37 ±0.01	14.78 ±0.03	<b>14.80</b> ±0.04

Table 16. Tokens-per-second (TPS) performance on the MT-Bench dataset, using Qwen2.5-32B-Instruct as the target model and Qwen2.5-7B-Instruct as the draft model, where the draft model generates 3 tokens per attempt. Results are presented using the same notation as Table 3 and a  $\gamma$  value of 3, showcasing the improvements in speed and efficiency enabled by CopySpec.



Category	Turn 1				Turn 2			
	Base Model	Spec. Dec.	Spec. Dec. + Copy ( $\gamma = 3$ )	Spec. Dec. + Copy ( $\gamma = 5$ )	Base Model	Spec. Dec.	Spec. Dec. + Copy ( $\gamma = 3$ )	Spec. Dec. + Copy ( $\gamma = 5$ )
Coding	10.86 $\pm$ 0.01	<b>16.09</b> $\pm$ 0.09	15.89 $\pm$ 0.02	16.06 $\pm$ 0.05	9.73 $\pm$ 0.01	15.72 $\pm$ 0.06	20.08 $\pm$ 0.03	<b>20.22</b> $\pm$ 0.13
Extraction	10.09 $\pm$ 0.01	14.28 $\pm$ 0.06	15.08 $\pm$ 0.01	<b>15.20</b> $\pm$ 0.02	9.59 $\pm$ 0.01	15.46 $\pm$ 0.06	16.89 $\pm$ 0.01	<b>16.93</b> $\pm$ 0.01
Humanities	10.86 $\pm$ 0.01	12.41 $\pm$ 0.07	<b>12.52</b> $\pm$ 0.01	12.45 $\pm$ 0.04	9.73 $\pm$ 0.01	11.67 $\pm$ 0.04	<b>12.08</b> $\pm$ 0.01	12.02 $\pm$ 0.02
Math	11.01 $\pm$ 0.01	17.60 $\pm$ 0.15	17.76 $\pm$ 0.02	<b>17.95</b> $\pm$ 0.06	10.15 $\pm$ 0.01	16.22 $\pm$ 0.06	16.57 $\pm$ 0.02	<b>17.08</b> $\pm$ 0.01
Reasoning	10.82 $\pm$ 0.01	<b>13.04</b> $\pm$ 0.01	12.94 $\pm$ 0.02	12.97 $\pm$ 0.10	10.23 $\pm$ 0.01	11.92 $\pm$ 0.06	12.25 $\pm$ 0.01	<b>12.29</b> $\pm$ 0.04
Roleplay	10.90 $\pm$ 0.01	11.15 $\pm$ 0.04	<b>11.18</b> $\pm$ 0.01	11.14 $\pm$ 0.03	10.16 $\pm$ 0.01	11.09 $\pm$ 0.05	<b>11.11</b> $\pm$ 0.01	11.13 $\pm$ 0.03
Stem	10.89 $\pm$ 0.01	13.34 $\pm$ 0.07	13.35 $\pm$ 0.04	<b>13.37</b> $\pm$ 0.04	9.84 $\pm$ 0.01	12.87 $\pm$ 0.05	<b>13.12</b> $\pm$ 0.02	13.12 $\pm$ 0.03
Writing	10.90 $\pm$ 0.01	11.32 $\pm$ 0.04	<b>11.33</b> $\pm$ 0.01	11.20 $\pm$ 0.11	9.99 $\pm$ 0.01	10.71 $\pm$ 0.06	<b>11.89</b> $\pm$ 0.01	11.74 $\pm$ 0.01
<b>Average</b>	10.79 $\pm$ 0.01	13.65 $\pm$ 0.07	13.76 $\pm$ 0.02	<b>13.79</b> $\pm$ 0.06	9.93 $\pm$ 0.01	13.21 $\pm$ 0.06	14.25 $\pm$ 0.02	<b>14.32</b> $\pm$ 0.04

Table 17. Tokens-per-second (TPS) performance on the MT-Bench dataset, using Qwen2.5-32B-Instruct as the target model and Qwen2.5-7B-Instruct as the draft model, where the draft model generates 5 tokens per attempt. Results are presented using the same notation as Table 3 and a  $\gamma$  value of 3, illustrating the scalability and efficiency of CopySpec under varied settings.

## E. Extra Results on GSM-8K

This appendix provides an in-depth analysis of the CopySpec approach applied to self-correcting tasks and speculative decoding. The results demonstrate the effectiveness of CopySpec in improving token processing speed, leveraging context repetition, and enhancing self-correction efficiency without compromising model accuracy.

Variant	Turn 1				Turn 2				Turn 3			
	% Copied	Tokens/s	$\tau_1$	$\tau_2$	% Copied	Tokens/s	$\tau_1$	$\tau_2$	% Copied	Tokens/s	$\tau_1$	$\tau_2$
Base Model	–	10.25±0.01	–	–	–	10.17±0.01	–	–	–	8.68±0.01	–	–
CopySpec ( $\gamma = 3$ )	5.76%	10.13±0.01	0.58	–	44.17%	<b>15.72±0.01</b>	4.90	–	82.79%	<b>21.89±0.01</b>	7.67	–
CopySpec ( $\gamma = 5$ )	1.01%	9.91±0.02	0.72	–	40.67%	14.79±0.01	6.96	–	82.78%	21.39±0.02	8.70	–
Spec. Dec.	–	12.92±0.02	–	3.77	–	12.27±0.01	–	3.36	–	11.44±0.01	–	4.30
Spec. Dec. + Copy ( $\gamma = 3$ )	1.47%	12.67±0.02	0.53	3.77	40.23%	14.65±0.02	6.08	2.52	81.18%	20.81±0.01	7.71	3.39
Spec. Dec. + Copy ( $\gamma = 5$ )	0.30%	<b>12.99±0.01</b>	0.55	3.78	38.93%	14.95±0.01	7.81	2.59	81.84%	21.51±0.02	8.72	3.40

Table 18. Performance comparison for self-correcting tasks when the draft model generates 5 tokens at a time. Qwen2.5-32B-Instruct is the target model, and Qwen2.5-7B-Instruct is the draft model.  $\tau_1$  refers to the average tokens accepted by CopySpec, and  $\tau_2$  refers to the average number of tokens accepted by the draft model. The accuracy of the model improves by from 92% to 93%. The average TPS is highest for Spec. Dec. + Copy( $\gamma = 5$ ) at 15.59 while CopySpec alone achieves 14.84 TPS on average.

Table 18 extends the analysis to speculative decoding scenarios, focusing on the performance of CopySpec combined with speculative decoding when the draft model drafts 5 tokens at a time for self-correcting tasks. The table highlights the impact of varying draft model outputs, where CopySpec, combined with speculative decoding ( $\gamma = 5$ ), achieves the best overall performance. Metrics such as TPS and  $\tau$  show consistent improvements, with the approach accepting a higher average number of tokens per attempt. This configuration effectively balances the benefits of speculative decoding with CopySpec’s ability to handle token repetition efficiently.

Model	Variant	Turn 1				Turn 2			Turn 3			
		% Copied	Tokens/s	$\tau$	Acc	% Copied	Tokens/s	$\tau$	% Copied	Tokens/s	$\tau$	Acc
<i>(Instruct)</i>	CopySpec	6.12%	4.71±0.01	0.63	94%	47.49%	<b>7.49±0.01</b>	4.35	88.68%	<b>10.59±0.01</b>	7.94	<b>96%</b>
	Base Model	–	<b>4.74±0.01</b>	–	–	–	4.76±0.01	–	–	3.98±0.01	–	–
<b>Qwen2.5-32B</b>	CopySpec	5.76%	10.13±0.01	0.58	92%	44.17%	<b>15.72±0.01</b>	4.90	82.78%	<b>21.89±0.01</b>	7.67	<b>93%</b>
	Base Model	–	<b>10.25±0.01</b>	–	–	–	10.17±0.01	–	–	8.68±0.01	–	–
<b>Qwen2.5-7B</b>	CopySpec	9.36%	<b>41.01±0.44</b>	0.87	84%	60.34%	<b>75.34±0.68</b>	5.65	84.23%	<b>93.68±0.26</b>	7.35	<b>85%</b>
	Base Model	–	40.29±0.02	–	–	–	39.67±0.05	–	–	35.63±0.01	–	–

Table 19. Performance comparison on the GSM-8K dataset for self-correcting tasks across three turns, using CopySpec and the base model with Qwen2.5-Instruct variants. The table highlights significant improvements in tokens-per-second (TPS), percentage of tokens copied, and the number of tokens successfully copied ( $\tau$ ) per attempt when attempting to copy 10 tokens, with  $\gamma = 3$ . These results demonstrate the effectiveness of CopySpec in leveraging increased context size and refining self-correction efficiency without compromising accuracy.

Table 19 compares the performance of CopySpec and baseline models across three turns using the GSM-8K dataset for self-correcting tasks. The metrics include tokens-per-second (TPS), the percentage of tokens copied, and the number of tokens successfully copied ( $\tau$ ) per attempt. CopySpec consistently achieves significant improvements, particularly in the second and third turns, where a larger context size enables better utilization of repetitive patterns. Notable gains are observed in TPS, with improvements exceeding 2× in some configurations, and the percentage of copied tokens highlights CopySpec’s efficiency in refining self-corrections.

These results underscore the versatility of CopySpec in enhancing computational efficiency and self-correction capabilities across multiple scenarios. The combination of CopySpec with speculative decoding demonstrates its adaptability to diverse operational settings, paving the way for faster and more accurate large language model inference in tasks requiring iterative refinement.

## F. MT-Redundant Dataset Examples

This appendix provides one illustrative example from each of the eight categories in our new *MT-Redundant* dataset. *MT-Redundant* builds upon MT-Bench by modifying the second turn of each conversation into a request for variations or adjustments of the first turn’s response, thus emulating real-world scenarios in which users seek revisions to previous outputs. Specifically, we replace the original second-turn prompt in MT-Bench (Zheng et al., 2023) with one that instructs the model to revisit and refine its previous answer. All assistant responses in this appendix are generated using Qwen2.5-72B-Instruct.

**Writing - Question (84):** Write a persuasive email to convince your introverted friend, who dislikes public speaking, to volunteer as a guest speaker at a local event. Use compelling arguments and address potential objections. Please be concise.

**Assistant:**

Subject: An Opportunity to Shine and Inspire!

Hi [Friend's Name],

I hope this message finds you well! I wanted to share an exciting opportunity that I think would be perfect for you. The [Local Organization] is hosting an event next month and they’re looking for guest speakers. I immediately thought of you because of your unique insights and the inspiring journey you’ve had.

I understand that public speaking isn’t your favorite thing, but hear me out on why this could be a fantastic experience for you:

1. **\*\*Share Your Expertise\*\***: You have so much valuable knowledge and experience to offer. [...]

**Follow-up Question:** Rewrite your answer and make sure to replace any placeholder with actual names.

**Assistant:**

Subject: An Opportunity to Shine and Inspire!

Hi Alex,

I hope this message finds you well! I wanted to share an exciting opportunity that I think would be perfect for you. The Community Development Association is hosting an event next month and they’re looking for guest speakers. I immediately thought of you because of your unique insights and the inspiring journey you’ve had.

I understand that public speaking isn’t your favorite thing, but hear me out for a moment. This could be a fantastic chance for you to:

1. **\*\*Share Your Expertise\*\***: You have so much valuable knowledge and experience that [...]

**GPT-4-0613 Judgment:**

The assistant's response is excellent. It followed the user's instructions to rewrite the previous message, replacing placeholders with actual names. The assistant used the name "Alex" for the friend and "Jamie" for the sender, and replaced "[Local Organization]" with "Community Development Association". The assistant also added specific details about Alex's expertise, making the message more personalized and relevant. The assistant's response is accurate, relevant, and detailed. It maintains the persuasive and supportive tone of the original message. Therefore, the assistant's performance is commendable. Rating: [[10]]

Figure 8. Examples from the **Writing** category (Slides 81–90). This category focuses on creative and formal writing tasks, such as rephrasing, summarizing, or generating alternative drafts. The second turn typically requests modifications or alternate versions of the initial written piece. “[...]” represents truncated output that didn’t fit in the image.

**Roleplay - Question (97):** Act as a math teacher. I will provide some mathematical equations or concepts, and it will be your job to explain them in easy-to-understand terms. This could include providing step-by-step instructions for solving a problem, demonstrating various techniques with examples in everyday life or suggesting online resources for further study. My first request is \"I need help understanding how probability works.\"

**Assistant:**

Absolutely, I'd be happy to help you understand probability! Probability is a way of quantifying the likelihood of an event happening. It's used in many areas, from weather forecasting to making decisions in games and even in everyday life.

### Basic Concepts

1. **Event**: An event is something that happens. For example, rolling a die and getting a 6 is an event.
2. **Outcome**: An outcome is a possible result of an event. For example, when you roll a die, the possible outcomes are 1, 2, 3, 4, 5, and 6. [...]

**Follow-up Question:** Return your last output as a JSON in which each couple of lines represent an entry.

**Assistant:**

Certainly! Here is the information from my last output formatted as a JSON object, where each couple of lines represents an entry:

```
```json
{
  "Basic Concepts": {
    "Event": "An event is something that happens. For example, rolling a die and getting a 6 is an event.",
    "Outcome": "An outcome is a possible result of an event. For example, when you roll a die, the possible outcomes are 1, 2, 3, 4, 5, and 6.",
    "Sample Space": "The sample space is the set of all possible outcomes. For a die, the sample space is {1, 2, 3, 4, 5, 6}.",
    "Probability": "The probability of an event is a number between 0 and 1 that represents the likelihood of that event happening. A probability of 0 means the event will never happen, and a probability of 1 means the event will always happen."
  },
  "Calculating Probability": "The probability of an event is calculated using the formula: [...]"
}
```

**GPT-4-0613 Judgment:**

The assistant's response is excellent. It provides a comprehensive and easy-to-understand explanation of the concept of probability. The assistant starts by defining the basic concepts related to probability, then moves on to explain how to calculate probability with clear examples. The assistant also provides real-life applications of probability and suggests online resources for further study. The assistant even provides practice problems for the user to test their understanding. The response is accurate, detailed, and highly relevant to the user's request. Therefore, I would rate this response as a perfect score. Rating: [[10]]

Figure 9. Examples from the **Roleplay** category (Slides 91–100). Tasks in this category simulate real-world or imaginative scenarios, requiring the model to adjust its responses based on dynamic user requests and context shifts. "[...]" represents truncated output that didn't fit in the image.



**Reasoning - Question (104):** David has three sisters. Each of them has one brother. How many brothers does David have?

**Assistant:**

David has three sisters, and each of them has one brother. Since David is that one brother, he does not have any other brothers. Therefore, David has **0** brothers.

**Follow-up Question:** Repeat your reasoning but David has 4 sisters now.

**Assistant:**

If David has four sisters, and each of them has one brother, that one brother is David himself. Therefore, David still does not have any other brothers. So, David has **0** brothers.

**GPT-4-0613 Judgment:**

The assistant's response is correct. The assistant correctly reasoned that if each of David's sisters has one brother, then that brother is David himself. This is true regardless of whether David has three sisters or four. The assistant's response is clear and logically sound. However, the reference answer is incorrect, as it suggests that David would have two brothers if each of his sisters had two brothers, which is not the case. Therefore, the assistant's response is more accurate than the reference answer. \n\nRating: [[10]]

Figure 10. Examples from the **Reasoning** category (Slides 101–110). This category evaluates logical and analytical thinking, with prompts asking models to refine prior explanations or provide additional clarifications in the second turn.

**Math - Question (119):** Benjamin went to a bookstore and purchased a variety of books. He bought 5 copies of a sci-fi novel, each priced at \$20, 3 copies of a history book priced at \$30 each, and 2 copies of a philosophy book for \$45 each.

What was the total cost of his purchases?

**Assistant:**

To find the total cost of Benjamin's purchases, we need to calculate the cost of each type of book and then sum these costs.

1. **Sci-fi novels:**
  - Number of copies: 5
  - Price per copy: \$20
  - Total cost for sci-fi novels:  $( 5 \times 20 = 100 )$  dollars
2. **History books:**
  - Number of copies: 3
  - Price per copy: \$30 [...]

**Follow-up Question:** Using the same reasoning as before, calculate the total cost of Benjamin's purchases if he bought 5 copies of a sci-fi novel priced at \$25 each, 3 copies of a history book priced at \$35 each, and 2 copies of a philosophy book priced at \$50 each. Only change your answer by plugging in the new numbers.

**Assistant:**

To find the total cost of Benjamin's purchases with the new prices, we will follow the same steps:

1. **Sci-fi novels:**
  - Number of copies: 5
  - Price per copy: \$25
  - Total cost for sci-fi novels:  $( 5 \times 25 = 125 )$  dollars
2. **History books:**
  - Number of copies: 3
  - Price per copy: \$35
  - Total cost for history books:  $( 3 \times 35 = 105 )$  dollars
3. **Philosophy books:**
  - Number of copies: 2
  - Price per copy: \$50
  - Total cost for philosophy books:  $( 2 \times 50 = 100 )$  dollars [...]

**GPT-4-0613 Judgment:**

The assistant's response is correct and helpful. It accurately calculates the total cost of Benjamin's purchases with the new prices, following the same reasoning as in the previous question. The assistant breaks down the calculation for each type of book and then sums the costs, providing a clear and detailed explanation. The assistant's answer matches the user's request to "only change your answer by plugging in the new numbers." The assistant's answer is also consistent with the reference answer, except that the reference answer incorrectly calculates the cost of the history books and philosophy books with a 25% markup. The assistant [...]

Figure 11. Examples from the **Math** category (Slides 111–120). This category challenges the model to revise or elaborate mathematical solutions, often clarifying steps or offering alternative solution paths when asked. "[...]" represents truncated output that didn't fit in the image.

**Coding - Question (126):** Implement a function to find the median of two sorted arrays of different sizes with  $O(1)$  space complexity and  $O(n)$  time complexity.

**Assistant:**

Finding the median of two sorted arrays of different sizes with  $O(1)$  space complexity and  $O(n)$  time complexity is a challenging problem. The key idea is to use a linear-time selection algorithm, such as the "median of medians" algorithm, to find the  $k$ -th smallest element in the combined array. However, for simplicity and clarity, we can use a more straightforward approach that merges the two arrays while keeping track of the median.

Here's a step-by-step implementation:

1. **Merge the two arrays**: We will merge the two arrays while keeping track of the elements in a way that allows us to find the median.
2. **Find the median**: Depending on the total number of elements, the median will be either the middle element (if the total number of elements is odd) or the average of the two middle elements (if the total number of elements is even). [...]

**Follow-up Question:** Modify the function to check if either array is empty and print a message if it is.

**Assistant:**

Certainly! We can modify the function to include a check for empty arrays and print a message if either array is empty. Here's the updated implementation:

```
```python
def find_median_sorted_arrays(nums1, nums2):
    # Check if either array is empty
    if not nums1:
        print("The first array is empty.")
        if not nums2:
            print("Both arrays are empty. Cannot determine the median.")
            return None
        return find_median_single_array(nums2)

    if not nums2:
        print("The second array is empty.")
        return find_median_single_array(nums1)

    # Merge the two sorted arrays [...]
```

**GPT-4-0613 Judgment:**

The assistant's answer is incorrect. The user asked for a solution with  $O(1)$  space complexity and  $O(n)$  time complexity. The assistant's solution does not meet the space complexity requirement because it creates a new list, `merged`, which stores all elements from the two input arrays. This results in a space complexity of  $O(n)$ , where  $n$  is the total number of elements in the two input arrays. The reference answer correctly states that it's not possible to find the median of two sorted arrays of different sizes with  $O(1)$  space complexity and  $O(n)$  time complexity. [...]

Figure 12. Examples from the **Coding** category (Slides 121–130). This category covers programming-related tasks such as debugging, refactoring, or implementing variants of a provided code snippet in response to a user's request. "[...]" represents truncated output that didn't fit in the image.

**Extraction - Question (135):** Identify the countries, their capitals, and the languages spoken in the following sentences. Output in JSON format.

- a) Amidst the idyllic vistas, Copenhagen, Denmark's capital, captivates visitors with its thriving art scene and the enchanting Danish language spoken by its inhabitants.
- b) Within the enchanting realm of Eldoria, one discovers Avalore, a grandiose city that emanates an ethereal aura. Lumina, a melodious language, serves as the principal mode of communication within this mythical abode.
- c) Nestled amidst a harmonious blend of age-old customs and contemporary wonders, Buenos Aires, the capital of Argentina, stands as a bustling metropolis. It is a vibrant hub where the expressive Spanish language holds sway over the city's inhabitants.

**Assistant:**

```
json
[
  {
    "country": "Denmark",
    "capital": "Copenhagen",
    "languages": ["Danish"]
  },
  {
    "country": "Eldoria",
    "capital": "Avalore", [...]
```

**Follow-up Question:** Update your output to include whether the country is real or fictional.

**Assistant:**

```
json
[
  {
    "country": "Denmark",
    "capital": "Copenhagen",
    "languages": ["Danish"],
    "is_real": true
  },
  {
    "country": "Eldoria",
    "capital": "Avalore",
    "languages": ["Lumina"],
    "is_real": false [...]
```

**GPT-4-0613 Judgment:**

The assistant's response is accurate, relevant, and helpful. The user asked for an update to the previous JSON output to include whether the country is real or fictional. The assistant correctly identified Denmark and Argentina as real countries and Eldoria as a fictional one, and updated the JSON output accordingly. The assistant's response is detailed and directly addresses the user's request, providing the information in the requested format. Therefore, the assistant's [...]

Figure 13. Examples from the **Extraction** category (Slides 131–140). This category focuses on pulling specific information from the model's previous response or restructuring it (e.g., lists, bullet points) according to user specifications. "[...]" represents truncated output that didn't fit in the image.

**Stem - Question (150):** How have the Alps and Rhine River influenced settlement and agriculture in Western Europe? List three impacts.

**Assistant:**

The Alps and the Rhine River have significantly influenced settlement and agriculture in Western Europe in various ways. Here are three key impacts:

1. **Natural Barriers and Strategic Locations:**

- **Alps:** The Alps have acted as a natural barrier, influencing the distribution of settlements. Towns and cities often developed in valleys and passes, such as the Brenner Pass, which served as important trade routes. These locations became strategic points for commerce and defense.
- **Rhine River:** The Rhine River has been a crucial transportation corridor, facilitating trade and communication. Cities like Basel, Strasbourg, and Cologne grew along its banks, becoming major economic and cultural centers. The river's navigability has made it a vital artery for the movement of goods and people.

2. **Agricultural Practices and Land Use:** [...]

**Follow-up Question:** Include the impacts you described previously and propose a simple experimental design to validate the first impact, using specific methods and metrics.

**Assistant:**

Certainly! Below is a summary of the impacts of the Alps and the Rhine River on settlement and agriculture in Western Europe, followed by a proposed experimental design to validate the first impact (settlement patterns influenced by the Alps).

### Summary of Impacts

1. **Settlement Patterns:**

- **Alps as a Natural Barrier:** The Alps have acted as a natural barrier, influencing where and how settlements developed. Areas with more accessible passes and valleys, such as the Swiss Plateau and the Alpine forelands, saw denser populations due to easier travel and communication. Conversely, higher and more rugged areas remained sparsely populated.
- **Rhine River as a Transportation Route:** The Rhine River has been a crucial transportation route, facilitating trade and communication. Cities like Basel, Strasbourg, and Cologne grew along its banks, becoming important economic and cultural centers. The river's navigability has made it a vital artery for the movement of goods and people, supporting urban development. [...]

**GPT-4-0613 Judgment:**

The assistant's response is highly detailed, relevant, and accurate. It provides a comprehensive experimental design to validate the first impact of the Alps and Rhine River on settlement and agriculture in Western Europe. The assistant outlines a clear hypothesis, methods for data collection and analysis, case studies, metrics, and expected outcomes. The assistant also uses specific methods such as GIS, spatial analysis, network analysis, and statistical analysis, and provides specific metrics like settlement density, trade route connectivity, defensive structures, and economic indicators. The assistant's response is also creative in its approach to validating the impact. However, the response is cut off at the end, which leaves the expected outcomes section incomplete. Rating: [[9]]

Figure 14. Examples from the STEM category (Slides 141–150). This category addresses a variety of scientific and technical topics, requiring models to adapt or refine explanations, data, or methodologies in the second turn. "[...]" represents truncated output that didn't fit in the image.

**Humanities - Question (159):** What are some business etiquette norms when doing business in Japan?**Assistant:**

Doing business in Japan requires an understanding of the country's unique cultural and social norms. Here are some key business etiquette norms to keep in mind:

1. **Greetings and Bowing**:
  - **Bowing**: Bowing is a common form of greeting in Japan. The depth and duration of the bow can vary depending on the situation and the relationship between the individuals. A slight bow is generally appropriate for initial greetings.
  - **Handshakes**: While handshakes are becoming more common, especially with international business partners, they are often accompanied by or followed by a bow.
2. **Business Cards (Meishi)**:
  - **Exchange**: Business cards are exchanged at the beginning of a meeting. Present your card with both hands, holding it by the corners so that the text faces the recipient. [...]

**Follow-up Question:** Repeat the business etiquette norms you described earlier and explain how each of them can be specifically applied in a car wash business setting to enhance customer satisfaction.**Assistant:**

Certainly! Here are the business etiquette norms for Japan, along with specific applications in a car wash business setting to enhance customer satisfaction:

1. **Greetings and Bowing**:
  - **Application**: Greet customers with a polite bow and a smile as they arrive. This shows respect and creates a welcoming atmosphere. For example, a slight bow and a warm "Irasshaimase" (Welcome) can make customers feel valued from the moment they enter your premises.
2. **Business Cards (Meishi)**:
  - **Application**: While business cards might not be as relevant in a car wash setting, you can still provide a professional and clean business card to regular customers or those who inquire about services. Ensure the card is presented respectfully, with both hands, and includes all necessary contact information.
3. **Dress Code**:
  - **Application**: Ensure that all staff members are dressed professionally and neatly. Uniforms should be clean and well-maintained. This conveys a sense of professionalism and [...]

**GPT-4-0613 Judgment:**

The assistant's response is highly detailed, relevant, and creative. It successfully translates the general business etiquette norms in Japan to a specific context, which is a car wash business. The assistant provides practical examples for each norm, showing how they can be applied to enhance customer satisfaction in a car wash setting. The assistant's response is also accurate, as it maintains the essence of the original norms while adapting them to a new context. The assistant's response is thorough and demonstrates a deep understanding of both the general norms and the specific business context. Therefore, the assistant's response is of high quality. Rating: [[10]]

Figure 15. Examples from the **Humanities** category (Slides 151–160). This category includes topics like literary analysis, historical context, or philosophical discussion, with the second turn often requesting deeper insight or alternate perspectives. "[...]" represents truncated output that didn't fit in the image.



## G. Prompts Used

### G.1. Example of Self-Correction on GSM-8K

This appendix presents an example of self-correction in code generation on the GSM-8K dataset. Using Qwen2.5-72B-Instruct, we generate an initial solution and apply multi-round prompting to iteratively refine and correct the generated code.

To ensure direct answer generation, we prompt the model to explicitly print the computed result, reducing intermediate ambiguities and improving overall accuracy.

**Question - First Round:** Write a Python program formatted in a code block (using triple backticks with the "python" specifier) that solves the following problem and prints the solution:

Bill is signing up for a new streaming service. He got a special introductory deal where the first 6 months were \$8 a month, then it went up to the normal price of \$12 a month. After 8 months of the normal rate, the service increased its price to \$14 a month. How much do 2 years of the service cost him?

Only provide the Python code that prints the output directly without any input from the user. Do not include the question or comments.

**Assistant:**

```
```python
# Calculate the total cost for 2 years
total_cost = (6 * 8) + (8 * 12) + (6 * 14)
print(total_cost)
```
```

**Second Round:** Provide a critique of the code line by line. Identify potential issues or improvements that would lead to a better final answer if there are any, otherwise don't make any modifications.

**Assistant:**

```
```python
# Calculate the total cost for 2 years
total_cost = (6 * 8) + (8 * 12) + (6 * 14)
print(total_cost)
```
```

The code is correct and will output the correct total cost for 2 years of the service. Here's the breakdown:

- First 6 months:  $6 * \$8 = \$48$
- Next 8 months:  $8 * \$12 = \$96$
- Remaining 10 months ( $24 - 6 - 8$ ):  $10 * \$14 = \$140$

Total cost:  $\$48 + \$96 + \$140 = \$284$

The code will correctly print `284`.

**Third Round:** Rewrite the Python program to address your previous critique.

Keep the initial version if you consider it to be correct.

The program should directly print the final answer as a number.

Only provide python code.

**Assistant:**

```
```python
# Calculate the total cost for 2 years
total_cost = (6 * 8) + (8 * 12) + (10 * 14)
print(total_cost)
```
```

Figure 16. An example of self-correction in code generation on the GSM-8K dataset using Qwen2.5-72B-Instruct, showcasing iterative refinement to improve accuracy.

## G.2. Example of Extractive Summarization

This appendix provides an example of extractive summarization, where key sentences are selected directly from the original text to form a concise summary. The example, generated using Qwen2.5-72B-Instruct, demonstrates how to extract the most relevant information while preserving the original wording. Notably, the Qwen models show an interesting trend on the CNN/DM dataset, where larger models produce more extractive summaries that achieve slightly lower ROUGE-L scores.

**Question:** Please produce an *\*extractive\** summary of the article below by choosing 2 or 3 key sentences from the original text:

(CNN)Five Americans who were monitored for three weeks at an Omaha, Nebraska, hospital after being exposed to Ebola in West Africa have been released, a Nebraska Medicine spokesman said in an email Wednesday. One of the five had a heart-related issue on Saturday and has been discharged but hasn't left the area, Taylor Wilson wrote. The others have already gone home. They were exposed to Ebola in Sierra Leone in March, but none developed the deadly virus. They are clinicians for Partners in Health, a Boston-based aid group. They all had contact with a colleague who was diagnosed with the disease and is being treated at the National Institutes of Health in Bethesda, Maryland. As of Monday, that health care worker is in fair condition. The Centers for Disease Control and Prevention in Atlanta has said the last of 17 patients who were being monitored are expected to be released by Thursday. More than 10,000 people have died in a West African epidemic of Ebola that dates to December 2013, according to the World Health Organization. Almost all the deaths have been in Guinea, Liberia and Sierra Leone. Ebola is spread by direct contact with the bodily fluids of an infected person.

Return only sentences from the original text that best capture the main ideas.

**Assistant:**

Five Americans who were monitored for three weeks at an Omaha, Nebraska, hospital after being exposed to Ebola in West Africa have been released, a Nebraska Medicine spokesman said in an email Wednesday. They were exposed to Ebola in Sierra Leone in March, but none developed the deadly virus. The Centers for Disease Control and Prevention in Atlanta has said the last of 17 patients who were being monitored are expected to be released by Thursday.

Figure 17. An example of self-correction in code generation on CNN/DM using Qwen2.5-72B-Instruct, demonstrating abstractive summarization.

## G.3. Code Generation on HumanEval

This section presents an example of code generation using Qwen2.5-72B-Instruct on the HumanEval dataset. The model generates an initial code implementation based on a given problem description and produces a self-contained Python script that correctly solves the task. The input consists of a problem description specifying the function signature, expected behavior, and an example test case. The generated solution includes function definitions, type hints, and example test cases to ensure correctness.

**Question:** Please provide a self-contained Python script that solves the following problem in a markdown code block:

```
...
from typing import List, Tuple

def rolling_max(numbers: List[int]) -> List[int]:
    """ From a given list of integers, generate a list of rolling maximum element found until given
moment
in the sequence.
>>> rolling_max([1, 2, 3, 2, 3, 4, 2])
[1, 2, 3, 3, 3, 4, 4]
"""
...

```

**Assistant:**

Below is a Python script with a self-contained function that solves the problem and passes corresponding tests:

```
```python
from typing import List

def rolling_max(numbers: List[int]) -> List[int]:
    """ From a given list of integers, generate a list of rolling maximum element found until
given moment
in the sequence.
>>> rolling_max([1, 2, 3, 2, 3, 4, 2])
[1, 2, 3, 3, 3, 4, 4]
"""
    if not numbers:
        return []

    max_so_far = numbers[0]
    result = [max_so_far]

    for number in numbers[1:]:
        if number > max_so_far:
            max_so_far = number
            result.append(max_so_far)

    return result

# Example usage and test
if __name__ == "__main__":
    test_numbers = [1, 2, 3, 2, 3, 4, 2]
    print(rolling_max(test_numbers)) # Output: [1, 2, 3, 3, 3, 4, 4]
...

```

Figure 18. Example of code generation on the HumanEval dataset using Qwen2.5-72B-Instruct, demonstrating the model’s ability to produce a self-contained Python solution with function definitions, type hints, and test cases.