
Reflection-Window Decoding: Text Generation with Selective Refinement

Zeyu Tang^{*1} Zhenhao Chen^{*2} Loka Li² Xiangchen Song¹ Yunlong Deng² Yifan Shen² Guangyi Chen^{2,1}
Peter Spirtes¹ Kun Zhang^{1,2}

Abstract

The autoregressive decoding for text generation in large language models (LLMs), while widely used, is inherently suboptimal due to the lack of a built-in mechanism to perform refinement and/or correction of the generated content. In this paper, we consider optimality in terms of the joint probability over the generated response, when jointly considering all tokens at the same time. We theoretically characterize the potential deviation of the autoregressively generated response from its globally optimal counterpart that is of the same length. Our analysis suggests that we need to be cautious when noticeable uncertainty arises during text generation, which may signal the sub-optimality of the generation history. To address the pitfall of autoregressive decoding for text generation, we propose an approach that incorporates a sliding reflection window and a pausing criterion, such that refinement and generation can be carried out interchangeably as the decoding proceeds. Our selective refinement framework strikes a balance between efficiency and optimality, and our extensive experimental results demonstrate the effectiveness of our approach.

1. Introduction

It is a well-known insight in optimization theory that coordinate-wise optimization, conditioned on the previously optimized arguments along each axis sequentially, generally does not guarantee finding the global optimum (Törn & Žilinskas, 1989; Nocedal & Wright, 1999). Similarly, in the context of decoding in large language models (LLMs), expecting to achieve a globally optimal response by sequentially accumulating per-token optimal decisions, as done in purely autoregressive decoding, may be overly optimistic.

^{*}Equal contribution ¹Carnegie Mellon University ²Mohamed bin Zayed University of Artificial Intelligence. Correspondence to: Zeyu Tang <zeyutang@cmu.edu>, Zhenhao Chen <zhenhao.chen@mbzuai.ac.ae>.

Despite significant recent progress (Vaswani et al., 2017; Radford et al., 2019; Brown et al., 2020; OpenAI, 2023; Touvron et al., 2023; Gemini Team, 2023; Llama Team, 2024; Gemma Team, 2024; Abdin et al., 2024a; DeepSeek-AI, 2025), how to approach the optimal text that one can possibly sample from a model still remains an open question.

Previous works have demonstrated challenges faced by autoregressive decoding in terms of the handling of long sequences (Wu et al., 2021) and the inefficient inference (Lin et al., 2021; Li et al., 2022). At the level of decoding, other than the traditional greedy search, Holtzman et al. (2020) proposed Top- p sampling (also known as Nucleus Sampling), a stochastic method that adjusts the next-token set based on the shape of conditional probability mass function. Alternatively, different from the cumulated probability mass, Top- k sampling limits the number of available options when sampling for the next token (Fan et al., 2018; Holtzman et al., 2018; Radford et al., 2019). Another empirical technique involves adjusting the shape of probability distribution with the temperature hyperparameter (Fan et al., 2018; Holtzman et al., 2018; Peeperkorn et al., 2024).

In order to improve the sampling efficiency, speculative decoding approaches have been proposed, where multiple tokens are predicted in parallel as if one were sampling from the model (or its lighter counterpart) repetitively (Leviathan et al., 2023; Chen et al., 2023a; Xia et al., 2023; Kim et al., 2024; Sun et al., 2024). Efficient inference with beam search (Xie et al., 2024; Zhu et al., 2024; Wei et al., 2024; Yang et al., 2024b) and probabilistic programs (Lew et al., 2023) have been explored in the recent literature. Improving generated content through high-level behaviors, e.g., through instructing self-correction or conducting self-improvement with external or internal feedback (Yao et al., 2022; Bai et al., 2022; Pan et al., 2023; Shinn et al., 2023; Ganguli et al., 2023; Chen et al., 2023b; Kim et al., 2023; Tyen et al., 2023; Madaan et al., 2024), has also been studied.

While previous literature has explored various methods to enhance generated content, the fundamental limitation of autoregressive decoding for text generation remains under-explored. This gap represents a distinct perspective, different from high-level model behaviors (e.g., self-refinement studied in Madaan et al. 2024) or inference

efficiency (e.g., various speculative decoding methods surveyed in Xia et al. 2024). In this paper, we theoretically characterize the inherent shortcoming of autoregressive decoding and propose an empirical method to mitigate this issue. Our contributions can be summarized as follows:

- We theoretically characterize the sub-optimality of autoregressive decoding for text generation, demonstrating its lack of a built-in mechanism to perform refinement/correction of generated content at the decoding level.
- We propose a framework involving a sliding reflection window and a corresponding pause criterion, enabling an interchangeable process of refinement and generation.
- Through extensive empirical evaluations, our approach demonstrates significant improvement over existing decoding approaches, and maintains performance comparable or superior to beam search while being more efficient.

2. Motivation and High-Level Illustration

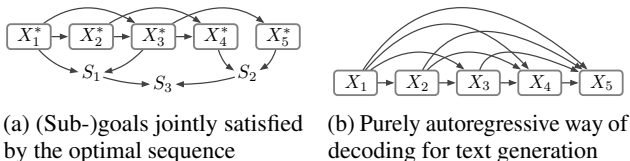
In this section, we first present our motivations behind addressing the inherent shortcoming of purely autoregressive decoding for text generation (Section 2.1). Then in Section 2.2, we present a high-level summary of our proposed approach involving interchangeably switching between refinement (upon reflection on previously generated content) and generation (of the additional new content).

2.1. Inherent Shortcoming of Autoregressive Decoding

Insight from the optimization theory highlights the gap between coordinate-wise accumulation of optimum and the global optimum (Törn & Žilinskas, 1989; Nocedal & Wright, 1999). Recent research advances in cognitive linguistics have also argued that language is primarily a tool for communication (for humans) rather than thought (Fedorenko et al., 2024). While language naturally unfolds in a one-dimensional sequence, its underlying dependence pattern extends beyond a purely autoregressive structure (where the current content is conditioned solely on what has been generated so far).

Let us consider an example of writing a novel. For a long-format writing like novels, outlining (also referred to as plotting) is essential for structuring ideas, planning narratives, and crafting engaging drafts (King, 2000; Serravallo, 2017). Sub-goals refer to relatively small and achievable tasks that guide the author through each stage of the story, for instance, the setting of the circumstance, the element of tension and emotion, the sensory imagination of the scene.

As we illustrate in Figure 1(a), X_i^* 's represent words or phrases in the novel, and S_i 's represent sub-goals, which may be related in a hierarchical way. For instance, sub-goals within a single scene altogether serve the purpose of furthering the development of the story. We model



(a) (Sub-)goals jointly satisfied by the optimal sequence (b) Purely autoregressive way of decoding for text generation

Figure 1: Illustrative diagrams of different dependence patterns among variables representing tokens or phrases in text generation. Panel (a): the dependence pattern among variables in the optimal sequence where there are (sub-)goals S_i 's to achieve, specifying conditions or constraints that should *jointly* be satisfied by X_i^* 's. Panel (b): the autoregressive way of text generation, where X_i is only allowed to depend on X_j if $j < i$.

sub-goals in terms of selection variables S_i since they represent constraints or objectives to achieve, which involve certain criteria to be satisfied over the variables that they operate upon.¹ As we can see from Figure 1(a), the variables in optimal sequence (the novel in this example) X_i^* 's *jointly* satisfy criteria, or optimize objectives, specified by sub-goals S_i 's. This indicates that the best X_i^* 's in the optimal sequence depends on best values of all other X_j^* 's. However, with an autoregressive way of text generation, as illustrated in Figure 1(b), we only allow X_i to depend on X_j 's if $j < i$, which is clearly sub-optimal.

2.2. Selective Refinement Through Reflection Window

As illustrated in Section 2.1, one outcome of limiting the dependence pattern to the autoregressive structure is the lack of a built-in mechanism to correct or refine previously generated content at the decoding level, since what was generated is not subject to further edit (if without further processing). In this subsection, we present a high-level summary of our approach that attempts to address this issue.² Specifically, we propose a selective refinement framework that facilitates an interchangeable process of refinement and generation, so that the overall response satisfies requirements or objectives that operate jointly over all involved tokens.

As illustrated in Figures 2 and 3, we can use fast and slow pointers on the generated content to form segments of a certain length, namely, the sliding reflection window, and perform potential refinements within this sliding window as the text generation proceeds.³ Our reflection-window decoding framework allows for revision before the entire output is completed, which offers several advantages.

Firstly, we can improve the generated content in a timely manner. If there are multiple potential issues in the generation history, the revision after finishing the generation can be inefficient since we allow errors to accumulate. In other

¹This modeling choice is consistent with the modeling of causal relations among variables of interest through selection variables in a directed acyclic graph (DAG) (Spirtes et al., 1993; Pearl, 2009).

²We present in detail our technical approach in Section 5.1.

³The naming of pointers is motivated by Kahneman (2011).

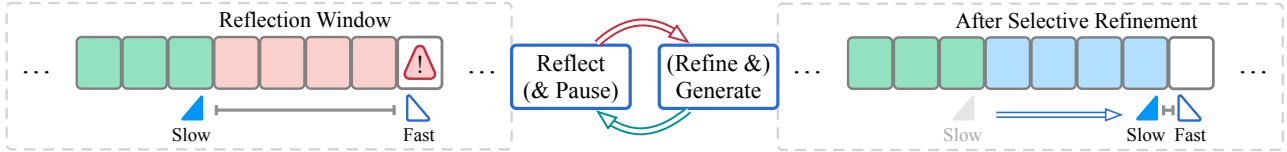


Figure 2: Overview of our approach to address the inherent shortcoming of autoregressive decoding for text generation, where the LLM interchangeably switches between refinement and generation. The fast pointer pauses if the *pausing criterion* is triggered, indicating the existence of a potential issue in the generated history. Then, the model *refines/corrects* the content between the fast and slow pointers before continuing generation, so that the slow pointer catches up with the fast pointer before the latter can move on. Reflection window refers to the content between the fast and slow pointers.

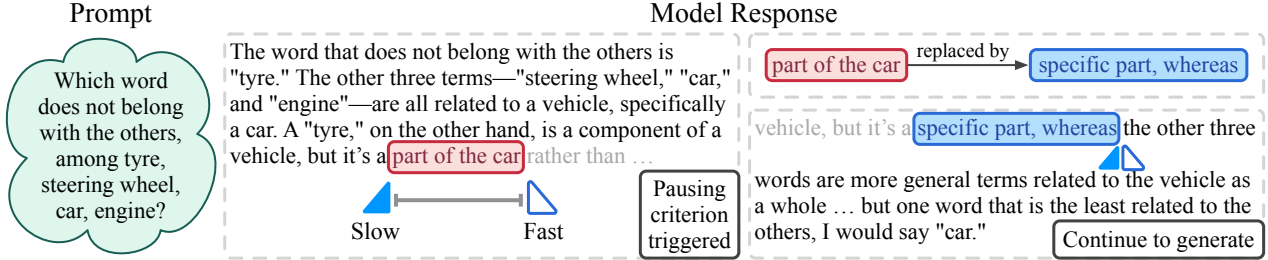


Figure 3: A concrete example demonstrating our reflection-window decoding.

words, without a built-in mechanism for refinement or correction at the decoding level, we are forced to rely on high-level model behaviors and operate at a coarser granularity. This often involves regenerating entire sentences (rather than refining words or phrases), and/or editing through multiple iterations (rather than interchangeably generate and refine in a single run), as in self-correction and self-improvement approaches (Yao et al., 2022; Bai et al., 2022; Pan et al., 2023; Shinn et al., 2023; Ganguli et al., 2023; Chen et al., 2023b; Kim et al., 2023; Tyen et al., 2023; Madaan et al., 2024).

Secondly, our focus on selective refinement during decoding is not solely driven by inference efficiency considerations. The primary goal of previous approaches, e.g., speculative decoding (Leviathan et al., 2023; Chen et al., 2023a; Xia et al., 2023; Kim et al., 2024; Sun et al., 2024; Xia et al., 2024), is to accelerate sampling from (a lighter version of) the original model, while the underlying decoding mechanism remains purely autoregressive.

Thirdly, due to the one-dimensional progression of text generation, our sliding reflection window mechanism, given a pausing criterion, enables timely and assured detection of issues in the generated text. Our framework complements previous approaches, and furthermore, offers versatility. One can incorporate *pausing criteria* and *refinement/correction methods* at the decoding level, while preserving the ability to further leverage strategies that rely on high-level behaviors.

The empirical pausing criteria we use (detailed in Section 5) are guided by our theoretical characterization of the sub-optimality of autoregressive text generation, and to this

theoretical analysis we now turn.

3. Theoretical Characterization of the Sub-Optimality of Autoregressive Decoding

We theoretically characterize the sub-optimality of autoregressive text generation. We show that even if an LLM is sufficiently trained and can perfectly capture any autoregressive decomposition of the joint density, the autoregressive way of text generation can still deviate from the globally optimal response, even for the well-defined objective of maximizing output probability given a fixed length (setting aside whether this objective fully aligns with the ultimate goal).

Let us denote a token from the vocabulary \mathcal{V} as $w_v \in \mathcal{V}$, whose index in the vocabulary is $v \in |\mathcal{V}|$. We use “ $i : j$ ” to denote the increasing integer sequence from i to j if $i \leq j$, e.g., $1 : t := 1, 2, \dots, t$ if $t > 1$, otherwise, $i : j := \emptyset$.

Definition 3.1 (Globally Optimal Length- T Response). We say a sequence $w_{\mathbf{v}_T^*[1]} w_{\mathbf{v}_T^*[2]} \dots w_{\mathbf{v}_T^*[T]}$ is globally optimal among all possible length- T responses following the prompt $X_{\leq 0}$, if it has the highest ground-truth conditional probability, denoted by $f(X_{1:t} | X_{\leq 0})$ where $t \in [1, T]$:

$$\begin{aligned} \mathbf{v}_T^* &= (\mathbf{v}_T^*[1], \mathbf{v}_T^*[2], \dots, \mathbf{v}_T^*[T]) \\ &:= \operatorname{argmax}_{\mathbf{v}_i \in |\mathcal{V}|, i=1,2,\dots,T} f(X_{1:T} = w_{v_1} w_{v_2} \dots w_{v_T} | X_{\leq 0}). \end{aligned} \quad (1)$$

Definition 3.2 (Stepwise Optimal Length- T Response). We say a sequence $w_{\hat{\mathbf{v}}_T[1]} w_{\hat{\mathbf{v}}_T[2]} \dots w_{\hat{\mathbf{v}}_T[T]}$ is stepwise optimal for prompt $X_{\leq 0}$, if the sequence consists of tokens that correspond to highest token-by-token conditional probabilities,

denoted by $g(X_t \mid X_{1:t-1}, X_{\leq 0})$ where $t \in [1, T]$:⁴

$$\begin{aligned} \hat{v}_T[1] &:= \operatorname{argmax}_{v_1 \in |\mathcal{V}|} g(X_1 = w_{v_1} \mid X_{\leq 0}), \\ \hat{v}_T[2] &:= \operatorname{argmax}_{v_2 \in |\mathcal{V}|} g(X_2 = w_{v_2} \mid X_1 = w_{\hat{v}_T[1]}, X_{\leq 0}), \\ &\dots \\ \hat{v}_T[T] &:= \operatorname{argmax}_{v_T \in |\mathcal{V}|} g(X_T = w_{v_T} \mid X_{\leq 0}, \text{ and } \\ &\quad X_{1:T-1} = w_{\hat{v}_T[1]} \dots w_{\hat{v}_T[T-1]}), \\ \text{and } \hat{v}_T &= (\hat{v}_T[1], \hat{v}_T[2], \dots, \hat{v}_T[T]). \end{aligned} \quad (2)$$

In general, the longer the sequence, the lower the joint probability tends to be. The fair comparison of optimality should be length-specific, and the optimal response of a shorter length is not necessarily identical to the prefix of the optimal response that is longer in length. For instance, if we were to use 10 words to distinguish between joint and conditional densities, one might say “*joint density combines all variables; conditional adjusts for known variables.*” However, if we can use 15 words, one might say “*joint density reflects combined probabilities of all variables; conditional density adjusts probabilities given known variables.*” Therefore, we explicitly keep the length T in the notation of vocabulary indices of tokens that constitute the length- T responses.

Assumption 3.3 (Oracle LLM). We say an autoregressive LLM is an oracle LLM, if the following relation holds for any response of a length $T \geq 1$:

$$f(X_{1:T} \mid X_{\leq 0}) = \prod_{t=1}^T g(X_t \mid X_{1:t-1}, X_{\leq 0}). \quad (3)$$

Assumption 3.3 specifies that, after given the prompt or generated text history $X_{\leq 0}$, an oracle (or very well-trained) LLM can recover the ground-truth probability of $X_{1:T}$ as a whole follows $X_{\leq 0}$, by multiplying token-by-token generating probabilities in an autoregressive way.⁵ We would like to note that Assumption 3.3 only states that an oracle LLM can perfectly capture the autoregressive way of probability partitioning of text sequences, and this itself does *not* guarantee the equivalence between stepwise optimal response and the same-length globally optimal response for $T > 1$.⁶

Assumption 3.4 (Strict Preference Among Same-Length Sequences). For any two length- T different sequences following the prompt $X_{\leq 0}$, there is a strict preference between them in terms of the ground-truth conditional probability $f(X_{1:T} \mid X_{\leq 0})$. In other words, the ground-truth conditional probabilities of two length- T sequences equal to each other if and only if the sequences are identical.

⁴For notional clarity, instead of $g(X_t \mid X_{1:t-1} = \mathbf{x}_{1:t-1}, X_{\leq 0} = \mathbf{x}_{\leq 0})$, we use shorthand notations in the conditioning set, i.e., $g(X_t \mid X_{1:t-1}, X_{\leq 0})$. We will adopt this simplification throughout the paper, as long as it remains unambiguous.

⁵Here, we implicitly assume that the context length of LLM is sufficiently large to allow for a meaningful discussion.

⁶When $T = 1$, i.e., if the response is of a length 1, the stepwise optimal is just the globally optimal for an oracle LLM, since there is only one step in total, and $f(X_1 \mid X_{\leq 0}) = g(X_1 \mid X_{\leq 0})$.

Assumption 3.4 specifies that from the ground-truth conditional probability perspective, there is a strict preference between how well two different same-length responses follow the prompt $X_{\leq 0}$, i.e., the ground-truth probability mass function $f(X_{1:T} \mid X_{\leq 0})$ is injective for any given $T > 0$.

Assumption 3.5 (Irreversible Advantage Once Manifested). When a stepwise optimal length- T response from an oracle (Assumption 3.3) autoregressive LLM $w_{\hat{v}_T[1]} w_{\hat{v}_T[2]} \dots w_{\hat{v}_T[T]}$ is not the globally optimal length- T response $w_{v_T^*[1]} w_{v_T^*[2]} \dots w_{v_T^*[T]}$, then if the deviation manifests itself at the length- L ($1 < L \leq T$) prefix-sequences, the advantage of the globally optimal length- T response will not be reversed afterwards:

$$\begin{aligned} \text{if } \exists L \in (1, T), f(X_{1:L} = w_{\hat{v}_T[1]} w_{\hat{v}_T[2]} \dots w_{\hat{v}_T[L]} \mid X_{\leq 0}) \\ < f(X_{1:L} = w_{v_T^*[1]} w_{v_T^*[2]} \dots w_{v_T^*[L]} \mid X_{\leq 0}), \\ \text{then } \forall M \in [L, T], f(X_{1:M} = w_{\hat{v}_T[1]} \dots w_{\hat{v}_T[M]} \mid X_{\leq 0}) \\ < f(X_{1:M} = w_{v_T^*[1]} \dots w_{v_T^*[M]} \mid X_{\leq 0}). \end{aligned}$$

Assumption 3.5 specifies that if the advantage (in terms of a higher ground-truth conditional probability) of the globally optimal length- T sequence can be observed at the length- L prefix-sequence, such advantage will not be reversed when considering longer prefix-sequences.

Theorem 3.6 (Indication of Deviation from the Globally Optimal Length- T Response). *Given the prompt $X_{\leq 0}$, when an oracle LLM (Assumption 3.3) generates a stepwise optimal length- T response which is not the globally optimal response with the same length, let $L \leq T$ denote the minimum length of prefix-sequence needed in order for such deviation to manifest itself (Assumptions 3.4 and 3.5). Then, the deviation from the globally optimal response happens at some step $K < L$. Furthermore, the conditional probability when generating the token $w_{v_L} \in \mathcal{V}$ is strictly smaller than a positive number, which itself is strictly smaller than 1, i.e.,*

$$\begin{aligned} \max_{w \in \mathcal{V}} g(X_L = w \mid X_{1:L-1} = w_{\hat{v}_T[1]} \dots w_{\hat{v}_T[L-1]}, X_{\leq 0}) < \epsilon_L, \\ \text{and } \epsilon_L = \frac{f(X_{1:L} = w_{v_T^*[1]} \dots w_{v_T^*[L-1]} w_{v_T^*[L]} \mid X_{\leq 0})}{f(X_{1:L-1} = w_{\hat{v}_T[1]} \dots w_{\hat{v}_T[L-1]} \mid X_{\leq 0})} < 1. \end{aligned}$$

Theorem 3.6 provides a necessary (but not sufficient) condition for the deviation of the stepwise optimal length- T response from the same-length globally optimal response. The uncertainty (i.e., low conditional probabilities) in generating the next token can result from different factors. For instance, a previous mistake or detour makes it challenging to continue in any way that could possibly satisfy the goal specified by the prompt. Such uncertainty can also result from multiple valid ways to proceed in order to achieve the goal. Although we do not have access to the ground-truth conditional probability $f(X_{1:T} \mid X_{\leq 0})$, Theorem 3.6 suggests that when noticeable uncertainty arises, one should be cautious of a potential deviation from the globally optimal response in the generated text.

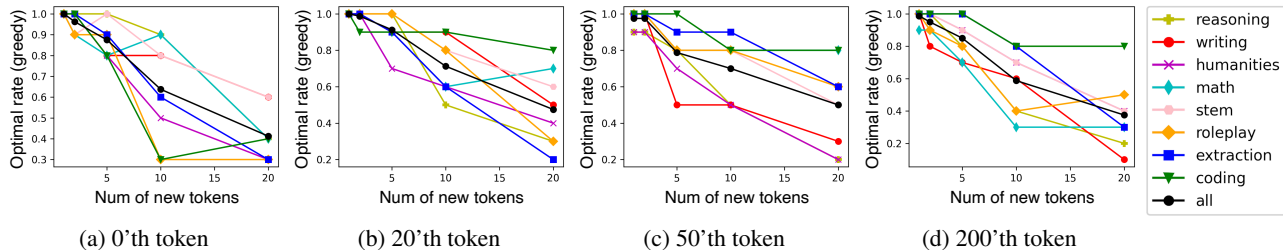


Figure 4: The probability that greedy decoding can attain globally optimal response, with respect to the number of newly generated tokens, and with different starting positions in the generation history. The legend is shared across sub-figures.

4. Sanity Check: Semi-Synthetic Settings

The implication of our theoretical analysis is straightforward. However, it is natural to ask whether the phenomenon actually occurs in real-world LLM decoding scenarios. To provide clear empirical evidence accompanying our theoretical analysis, in this section, we present semi-synthetic experiments that serves as a sanity check. In particular, in moderately realistic settings, we show that greedy decoding for text generation with stepwise optimization results in suboptimal responses. We first outline the semi-synthetic setting, and then present the empirical findings.

Illustrative Approximation For any modern LLM with a vocabulary size $|\mathcal{V}|$ (typically on the order of 10^4 to 10^5), identifying the globally optimal sequence across multiple steps becomes computationally intractable, even for relatively short sequence lengths (< 100). To ensure the validity of our claim while providing a clear and accessible illustration, we adopt beam search as an approximation strategy of obtaining globally optimal sequence. Since we measure the chance that greedy decoding can attain the global optimum with the stepwise optimal response, this approximation serves as an upper bound on achievable performance, indicating the discrepancy between greedy decoding and the true globally optimal response.

Approximating Natural Language Scenarios Since the prompt or context of the generation influence model behavior, we align our experimental setting with common human-LLM interactions. Specifically, we utilize MT-Bench (Zheng et al., 2023) questions as curated prompts, which are designed to evaluate conversational chat models. These samples serve as an approximation of real-world natural language context distributions, ensuring that our findings are grounded in practical scenarios.

Findings For each prompt, together with a certain length of generation history (0 means only the prompt is given), we evaluate whether the joint probability of the sequence generated with greedy decoding is greater than or equal to that produced by beam search (the proxy of the global opti-

num). This comparison indicates the extent to which greedy decoding deviates from the globally optimal response. As illustrated in Figure 4(a), greedy decoding consistently results in suboptimal sequences, and the phenomenon can be observed with a small number of newly generated tokens.

In addition, the potential deviation may behave differently across various positions in the generated text. For instance, when openings of response diverge, it is hard for greedy decoding to achieve optimal results afterwards. To reduce potential inductive bias resulting from the diversity at early stages of generation, we evaluate generations starting/continuing from various positions throughout generation history, as presented in Figures 4(b)–4(d). We can observe that the deviation persists across different positions, which empirically demonstrate the common existence of sub-optimality in autoregressive decoding for text generation.

5. Empirical Approach and Experiments

In Sections 5.1–5.2, we provide technical details about our empirical approach and settings of our experiments. Then in Sections 5.3–5.4, we present experimental results to demonstrate both the effectiveness and efficiency of our method.

5.1. Reflection-Window Decoding: Technical Details

Our findings through both the theoretical characterization of sub-optimality in autoregressive decoding for text generation (Section 3), and the sanity check with empirical verifications in semi-synthetic settings (Section 4), suggest the necessity of a built-in reflection-and-refine mechanism at the decoding level. To empirically address this issue, we propose a selective refinement framework that interchangeably refine and generate as the response unfolds.

Text typically unfolds in a single direction, i.e., from the start to the end, with words, phrases, and sentences. This differentiates text from other forms of objects that occupy multiple dimensional spaces, e.g., images or videos. Taking advantage of this one-dimensional nature, our decoding framework integrates a sliding reflection window along with two additional modules: (1) a *pausing criterion* that spec-

Algorithm 1: Reflection-Window Decoding with Selective Refinement for Text Generation

Input : The prompt $X_{\leq 0}$, the reflection window size d , as well as hyperparameter-enclosed functions for the pause criterion $\text{IfPause}(\cdot)$ and the refine/correct method $\text{ReGenerate}(\cdot)$.

Output : Text generated with selective refinement \mathbf{x} .

```

1  $t^{(\text{slow})} \leftarrow 0, t^{(\text{fast})} \leftarrow 1$ ; // slow/fast pointer
2 response  $\mathbf{x} \leftarrow$  empty string;
3 While not stopped, or response not completed Do
4   regular decoding for the next token  $w_{t^{(\text{fast})}}$ ;
5   If  $t^{(\text{fast})} - t^{(\text{slow})} < d$  Then
6      $\mathbf{x} \leftarrow (\mathbf{x}_{1:t^{(\text{fast})}-1}, w_{t^{(\text{fast})}})$ ;
7   Else
8     concatenate and get temporary sequence
9      $\hat{\mathbf{x}} \leftarrow (\mathbf{x}_{1:t^{(\text{fast})}-1}, w_{t^{(\text{fast})}})$ ;
10    If  $\text{True} = \text{IfPause}(\hat{\mathbf{x}}_{t^{(\text{fast})}-d+1:t^{(\text{fast})}})$  Then
11       $\triangleright$  Refine upon reflection
12      obtain a length- $d$  replacement text
13       $\mathbf{x}_{t^{(\text{fast})}-d+1:t^{(\text{fast})}}^* \leftarrow$ 
14       $\text{ReGenerate}(\mathbf{x}_{1:t^{(\text{fast})}-d})$ ;
15       $\mathbf{x} \leftarrow (\mathbf{x}_{1:t^{(\text{fast})}-d}, \mathbf{x}_{t^{(\text{fast})}-d+1:t^{(\text{fast})}}^*)$ ;
16       $t^{(\text{slow})} \leftarrow t^{(\text{fast})}$ ; // update slow ptr
17    Else
18       $\triangleright$  Continue to generate
19       $\mathbf{x} \leftarrow \hat{\mathbf{x}}$ ;
20     $t^{(\text{fast})} \leftarrow t^{(\text{fast})} + 1$ ; // update fast ptr
21 Return  $(\mathbf{x})$ .
```

ifies whether we should pause the generation upon reflecting on generated content, and (2) a *refinement/correction method* that facilitates revision at the decoding level (if the pausing criterion is triggered). We present the pseudocode of our reflection-window decoding approach in Algorithm 1.

Pausing Criterion Guided by our theoretical characterization (Theorem 3.6), the reflection at the decoding level needs to capture the (increasing trend of) uncertainty as text generation proceeds. For an empirical pausing criterion, we use the conditional entropy $H(\cdot)$ based on the next-token logits across the vocabulary. Specifically, given an LLM which models the conditional distribution $g(X_t | X_{1:t-1})$ of the token at t -th step given all the observed history $X_{1:t-1} = \mathbf{x}_{1:t-1}$, we use the pausing criterion $h(t; \sigma, d)$:

$$h(t; \sigma, d) = \begin{cases} \text{True} & \text{if } H(X_{t-i} | X_{1:(t-i-1)}) > \sigma, \\ & \forall i \in [0, d-1], \\ \text{False} & \text{Else,} \end{cases} \quad (4)$$

where σ denotes the hyperparameter for the threshold of conditional entropy, and d denotes that for the window size (how far we look back in history, in terms of the token counts).

When $h(t^{(\text{fast})}; \sigma, d)$ is True, the pausing criterion (denoted by $\text{IfPause}(\cdot)$ in Algorithm 1, with hyperparameter enclosed) is triggered upon reflecting on the most recent d generated tokens, i.e., the length- d reflection window when the fast pointer is at $t^{(\text{fast})}$. The two parameters, σ and d , jointly decide the sensitivity and effective region of the pausing criterion, and we present more discussions in Section 5.4.

Refinement/Correction Method When the pausing criterion is triggered, tokens within the current sliding reflection window need to be refined or corrected. Since beam search can approximate the global optimum relatively well, empirically we introduce a fixed-length beam search to generate a new segment with a length d (denoted by the hyperparameter-enclosed function $\text{ReGenerate}(\cdot)$ in Algorithm 1), to replace the content within the reflection window. After the refinement, the slow pointer $t^{(\text{slow})}$ catches up with the fast one $t^{(\text{fast})}$ and the model proceeds with generation while maintaining the sliding reflection window.

Remark: Versatile Decoding Framework We would like to note that our reflection-window decoding approach is highly versatile. While our empirical approach employs a specific pausing criterion and refinement/correction method, practitioners can customize these components by incorporating different functions, namely, $\text{IfPause}(\cdot)$ and $\text{ReGenerate}(\cdot)$ in Algorithm 1, to meet their needs. Our selective refinement framework integrates the sliding reflection window mechanism with these components, enabling simultaneous refinement and generation at the decoding level while retaining the flexibility to incorporate additional strategies, such as those based on high-level model behaviors and/or speculative decoding (Section 2.2).

5.2. Experiment Settings

We provide technical details about settings of our experiments, including models, benchmarks, evaluation metrics, and baseline methods.

LLM Models We conduct experiments using multiple models across different families/herds. Specifically, we use Llama-3.1-8B-Instruct (denoted as Llama3.1-8B), which belongs to the Llama 3.1 herds (Llama Team, 2024), Phi-3-Medium-128K-Instruct (Abdin et al., 2024b) (denoted as Phi3-Medium) with 14 billion parameters, Qwen2.5-14B-Instruct (Yang et al., 2024a) (denoted as Qwen2.5-14B) with 14 billion parameters, Qwen2.5-7B-Instruct (denoted as Qwen2.5-7B) with 7 billion parameters, and Mistral-Nemo-Instruct-2407 (MistralAI, 2024) (denoted as Mistral-Nemo) with 12 billion parameters.

Benchmarks and Evaluation Metrics Our experiments are conducted on MMLU (Hendrycks et al., 2020) and MT-

Table 1: Comparison of macro averaged accuracy on MMLU across subject categories with Phi3-Medium

Decoding Method	STEM	Humanities	Social Sciences	Others	Macro Average
Greedy Decoding	78.40%	71.92%	83.91%	81.59%	78.14%
Beam Search	78.62%	68.65%	82.93%	79.59%	76.44%
Reflection-Window (Greedy)	79.06%	71.98%	83.65%	81.10%	78.15%

Bench (Zheng et al., 2023). MMLU tests model’s general knowledge across 57 diverse subjects, e.g., humanities, STEM (Science, Technology, Engineering, and Mathematics), and social sciences, at varying difficulty levels, making it a comprehensive evaluation of model’s reasoning performance and factual knowledge. MT-Bench, on the other hand, provides a fine-grained evaluation through multi-turn conversational tasks, evaluating not just correctness, but also coherence and fluency.

For MMLU, we adopt the macro averaged accuracy metric because the number of questions varies across subjects. For MT-Bench, for each pair of responses, we prompt the LLM judge (for which we use GPT-4o, OpenAI 2024) with two responses following the prompting method outlined in Zheng et al. (2023). The LLM judge should return a decision from three options: win, lose or tie. To avoid the influence from the preference bias, for each pair we prompt the LLM judge twice with responses placed in different sequences. When a response gets two win’s (lose’s) or one win (lose) plus one tie, we record the response as (not) prevailing. The rest situations are treated as tie. We use win rate as the measurement of performance on MT-Bench, calculated by win rate := $\frac{\text{number of wins}}{\text{number of wins} + \text{number of losses}}$.

Baseline Methods We compare reflection-window decoding with three baseline methods: greedy decoding, (full-scale) beam search, and Top- k /Top- p sampling (Fan et al., 2018; Holtzman et al., 2020). We consider greedy search as one baseline method since it corresponds closely to our theoretical analysis. However, since the widely usage of Top- p and Top- k sampling (and often used in combination), we also include it as a baseline approach. Reflection-window decoding only leverages beam search when necessary, i.e., when IfPause(\cdot) in Algorithm 1 is triggered. For fair comparison, we set the beam size to 4 in both reflection-window decoding and the full-scale beam search.

5.3. Experiment Results

We compare the performance among greedy decoding, beam search, Top- k /Top- p sampling, and our reflection-window decoding. We use an entropy threshold of $\sigma = 0.5$ and a window size of $d = 4$ in reflection-window decoding.

MMLU Table 1 presents the comparison among greedy decoding, beam search, and reflection-window decoding

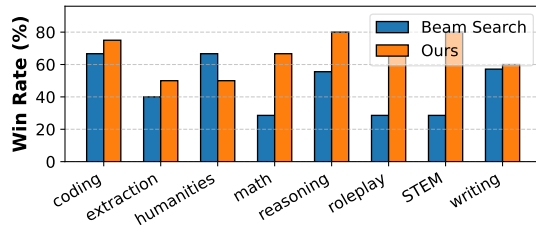


Figure 5: Comparison of win rate (against greed decoding) on MT-Bench across categories

(with greedy search as the “regular decoding” in Algorithm 1) on four question categories in MMLU (STEM, humanities, social sciences, and others), using Phi3-Medium as the base LLM. Our approach demonstrates comparable or superior performance across all categories, achieving the highest average accuracy of 78.15%. The results containing all MMLU subjects can be found in Table 11 in Appendix.

MT-Bench We choose Llama3.1-8B as the base model in this experiment. On MT-Bench, the Reflection Window method clearly outperformed both greedy decoding and beam search. In comparisons with greedy decoding, according to assessments by GPT-4o, reflection window prevails in 66.67% of cases, a win rate significantly higher than that of beam search, which only outperformed greedy decoding in 46.3% of cases.

Figure 5 shows that our reflection-window decoding significantly outperforms beam search in Roleplay, STEM, Math, and Reasoning tasks. These tasks require strong logical consistency, and greedy or fixed search strategies often lead to early sub-optimal choices that degrade output quality. Our approach mitigates this by enabling refinement during generation, making generated contents more coherent.

Compatibility with Top- k /Top- p Sampling Reflection-window decoding generates tokens autogressively when the pausing criterion is not triggered and only performs selective refinements. The framework is compatible with Top- k /Top- p sampling except in the refinement/correction mode. In these experiments, we set $k = 10$, $p = 0.9$, and temperature as 1.0 for both our approach and the baseline Top- k /Top- p sampling. As shown in Table 2, our decoding approach consistently outperforms the standard Top- k /Top- p approach across all four models. In particular, the average accuracy

Table 2: Summary of comparison between Top- k /Top- p and reflection-window decoding on MMLU (multiple models)

Model	Decoding Method	STEM	Humanities	Social Sciences	Others	Average
Llama3.1-8B	Top- k Top- p	65.94%	58.43%	72.60%	73.06%	66.46%
	Reflection-Window	67.21%	59.43%	72.86%	73.41%	67.21%
Phi3-Medium	Top- k Top- p	71.36%	65.76%	79.10%	74.93%	71.97%
	Reflection-Window	73.07%	71.31%	79.85%	74.86%	74.73%
Qwen2.5-14B	Top- k Top- p	83.00%	69.86%	82.74%	79.82%	77.84%
	Reflection-Window	83.30%	70.33%	83.85%	81.41%	78.48%
Mistral-Nemo	Top- k Top- p	60.74%	50.16%	67.79%	65.66%	59.83%
	Reflection-Window	61.78%	51.41%	69.22%	65.27%	60.71%

Table 3: Regeneration metrics on MMLU with Llama3.1-8B

Category	ReGen. Ratio (%)	ReGen. Call
STEM	3.50	3.15
Humanities	5.04	4.27
Social Sciences	4.82	3.84
Others	5.54	4.31

Table 4: Acc. by σ (MMLU Social Sciences, Qwen2.5-7B)

σ	0.1	0.25	0.5	0.75	1.0
Acc. (%)	79.40	80.31	79.82	79.88	79.69

improvements range from 0.88 percentage points (Mistral-Nemo) to 2.76 percentage points (Phi3-Medium), highlighting the effectiveness of our approach even when stochastic sampling is introduced. Notably, the largest performance gains are observed in STEM and humanities categories, suggesting that reflection-window decoding is particularly beneficial for reasoning-heavy tasks. This aligns with observations from the MT-Bench experiments, which also demonstrate that our approach excels in tasks demanding structured logical thinking and complex problem-solving. We present further results from Table 12 to Table 15 in Appendix.

5.4. Further Discussions and Analyses

Efficiency of Reflection Window In Table 3, we aggregate the regeneration statistics on MMLU with Llama3.1-8B. We record two metrics: (1) the regeneration ratio, which calculates the overall ratio of refined/corrected tokens in the completed response, and (2) the regeneration call, which counts the number of times the pausing criterion is triggered and refinement/correction is needed before finishing any particular response. We find that regeneration ratio ranges from 3.5% to 5.5% across all categories with a relatively mild pausing criterion. This suggests that the refinements are usually needed during decoding. While beam search always

Table 5: Acc. by d (MMLU Social Sciences, Qwen2.5-7B)

d	2	3	4	5	6
Acc. (%)	79.66	79.75	79.82	79.62	79.88

maintains a complete frontier of candidate sequences, our reflection-window decoding approach only activates beam search when necessary, and at the sub-sequence level.

Entropy Threshold σ and Window Size d We investigate the impact of threshold σ on MMLU Social Sciences with Qwen2.5-7B with fixed window size $d = 4$. The results in Table 4 demonstrate that our method performs robustly across σ values ranging from 0.25 to 0.75, with $\sigma = 0.25$ achieving the highest macro average of 80.31%. While our default setting of $\sigma = 0.5$ is not the best in this specific experiment, it maintains strong performance and shows consistent improvements on most subjects, suggesting that it serves as a reliable default configuration for general usage.

In terms of window size d , we also choose social science subjects using Qwen2.5-7B. The results in Table 5 show that our method maintains strong performance across various window sizes ($d = 2$ to $d = 6$), with overall macro averages consistently around 79.7%. While $d = 6$ achieves the highest macro average, $d = 4$ demonstrates comparable performance and maintains better computational efficiency. These results further support our choice of $d = 4$ as a robust default setting, offering a good balance between performance and efficiency across different models and tasks. We provide additional results on MT-Bench in Table 6 and Table 7, and on MMLU in Table 8 and Table 9 in Appendix.

6. Conclusion

In this paper, we theoretically characterize one inherent shortcoming, among others, of the autoregressive decoding for text generation in LLMs. In particular, we show that even when the optimality is defined in terms of the joint probabil-

ity over all generated tokens, an oracle LLM can still potentially deviate from the globally optimal response of the same length. To mitigate the sub-optimality of the autoregressive way of text generation, we propose an empirical approach guided by our theoretical characterization. We incorporate a sliding reflection window and a pausing criterion so that refinement and generation can be performed interchangeably. Our experimental results demonstrate that our reflection-window decoding strategy achieves significant improvement over regular decoding strategies in inference-intensive settings and maintains performance that is comparable, or even superior to, beam search while being more efficient.

Broader Impact

In this paper, we theoretically characterize and empirically address the sub-optimality of the autoregressive decoding for text generation. In particular, we propose a selective refinement framework and implement it with a sliding reflection window mechanism, enabling interchangeable refinement and generation as the decoding proceeds. Our approach strikes a balance between efficiency and optimality. There are many potential societal consequences of our work, none which we feel must be specifically highlighted here.

Acknowledgment

We would also like to acknowledge the support from NSF Award No. 2229881, AI Institute for Societal Decision Making (AI-SDM), the National Institutes of Health (NIH) under Contract R01HL159805, and grants from Quris AI, Florin Court Capital, and MBZUAI-WIS Joint Program. ZT is supported by the National Institute of Justice (NIJ) Graduate Research Fellowship, Award No. 15PNIJ-24-GG-01565-RESS.

References

- Abdin, M., Aneja, J., Behl, H., Bubeck, S., Eldan, R., Gunasekar, S., Harrison, M., Hewett, R. J., Javaheripi, M., Kauffmann, P., et al. Phi-4 technical report. *arXiv preprint arXiv:2412.08905*, 2024a.
- Abdin, M., Jacobs, S. A., Awan, A. A., Aneja, J., Awadallah, A., Awadalla, H., Bach, N., Bahree, A., Bakhtiari, A., Behl, H., et al. Phi-3 technical report: A highly capable language model locally on your phone. *arXiv preprint arXiv:2404.14219*, 2024b.
- Bai, Y., Kadavath, S., Kundu, S., Askell, A., Kernion, J., Jones, A., Chen, A., Goldie, A., Mirhoseini, A., McKinnon, C., et al. Constitutional ai: Harmlessness from ai feedback. *arXiv preprint arXiv:2212.08073*, 2022.
- Brown, T., Mann, B., Ryder, N., Subbiah, M., Kaplan, J. D., Dhariwal, P., Neelakantan, A., Shyam, P., Sastry, G., Askell, A., et al. Language models are few-shot learners. *Advances in Neural Information Processing Systems*, 33: 1877–1901, 2020.
- Chen, C., Borgeaud, S., Irving, G., Lespiau, J.-B., Sifre, L., and Jumper, J. Accelerating large language model decoding with speculative sampling. *arXiv preprint arXiv:2302.01318*, 2023a.
- Chen, X., Lin, M., Schärli, N., and Zhou, D. Teaching large language models to self-debug. *arXiv preprint arXiv:2304.05128*, 2023b.
- DeepSeek-AI. DeepSeek-R1: Incentivizing reasoning capability in LLMs via reinforcement learning. *arXiv preprint arXiv:2501.12948*, 2025.
- Fan, A., Lewis, M., and Dauphin, Y. Hierarchical neural story generation. In *Proceedings of the 56th Annual Meeting of the Association for Computational Linguistics (Volume 1: Long Papers)*, pp. 889–898, 2018.
- Fedorenko, E., Piantadosi, S. T., and Gibson, E. A. Language is primarily a tool for communication rather than thought. *Nature*, 630(8017):575–586, 2024.
- Ganguli, D., Askell, A., Schiefer, N., Liao, T., Lukošiuūtė, K., Chen, A., Goldie, A., Mirhoseini, A., Olsson, C., Hernandez, D., et al. The capacity for moral self-correction in large language models. *arXiv preprint arXiv:2302.07459*, 2023.
- Gemini Team. Gemini: A family of highly capable multimodal models. *arXiv preprint arXiv:2312.11805*, 2023.
- Gemma Team. Gemma: Open models based on gemini research and technology. *arXiv preprint arXiv:2403.08295*, 2024.
- Hendrycks, D., Burns, C., Basart, S., Zou, A., Mazeika, M., Song, D., and Steinhardt, J. Measuring massive multitask language understanding. *arXiv preprint arXiv:2009.03300*, 2020.
- Holtzman, A., Buys, J., Forbes, M., Bosselut, A., Golub, D., and Choi, Y. Learning to write with cooperative discriminators. *arXiv preprint arXiv:1805.06087*, 2018.
- Holtzman, A., Buys, J., Du, L., Forbes, M., and Choi, Y. The curious case of neural text degeneration. In *International Conference on Learning Representations*, 2020.
- Kahneman, D. *Thinking, Fast and Slow*. Farrar, Straus and Giroux, 2011.
- Kim, G., Baldi, P., and McAleer, S. Language models can solve computer tasks. *arXiv preprint arXiv:2303.17491*, 2023.

- Kim, S., Mangalam, K., Moon, S., Malik, J., Mahoney, M. W., Gholami, A., and Keutzer, K. Speculative decoding with big little decoder. *Advances in Neural Information Processing Systems*, 36, 2024.
- King, S. *On writing: A memoir of the craft*. Pocket Books, 2000.
- Leviathan, Y., Kalman, M., and Matias, Y. Fast inference from transformers via speculative decoding. In *International Conference on Machine Learning*, pp. 19274–19286. PMLR, 2023.
- Lew, A. K., Matheos, G., Zhi-Xuan, T., Ghavamizadeh, M., Gothoskar, N., Russell, S., and Mansinghka, V. K. SMCP3: Sequential monte carlo with probabilistic program proposals. In *International conference on artificial intelligence and statistics*, pp. 7061–7088. PMLR, 2023.
- Li, J., Tang, T., Zhao, W. X., Nie, J.-Y., and Wen, J.-R. Elmer: A non-autoregressive pre-trained language model for efficient and effective text generation. In *Proceedings of the 2022 Conference on Empirical Methods in Natural Language Processing*, 2022.
- Lin, C.-C., Jaech, A., Li, X., Gormley, M. R., and Eisner, J. Limitations of autoregressive models and their alternatives. In *Proceedings of the 2021 Conference of the North American Chapter of the Association for Computational Linguistics: Human Language Technologies (NAACL-HLT)*, 2021.
- Llama Team. The llama 3 herd of models. *arXiv preprint arXiv:2407.21783*, 2024.
- Madaan, A., Tandon, N., Gupta, P., Hallinan, S., Gao, L., Wiegrefe, S., Alon, U., Dziri, N., Prabhunoye, S., Yang, Y., et al. Self-refine: Iterative refinement with self-feedback. In *Advances in Neural Information Processing Systems*, volume 36, 2024.
- MistralAI. Mistral nemo, 2024. URL <https://mistral.ai/news/mistral-nemo/>.
- Nocedal, J. and Wright, S. J. *Numerical Optimization*. Springer, 1999.
- OpenAI. GPT-4 technical report. *arXiv preprint arXiv:2303.08774*, 2023.
- OpenAI. GPT-4o system card. *arXiv preprint arXiv:2410.21276*, 2024.
- Pan, L., Saxon, M., Xu, W., Nathani, D., Wang, X., and Wang, W. Y. Automatically correcting large language models: Surveying the landscape of diverse self-correction strategies. *arXiv preprint arXiv:2308.03188*, 2023.
- Pearl, J. *Causality*. Cambridge University Press, 2009.
- Peeperkorn, M., Kouwenhoven, T., Brown, D., and Jordanous, A. Is temperature the creativity parameter of large language models? In *Proceedings of the 15th International Conference on Computational Creativity*, 2024.
- Radford, A., Wu, J., Child, R., Luan, D., Amodei, D., and Sutskever, I. Language models are unsupervised multitask learners. *OpenAI Blog*, 1(8):9, 2019.
- Serravallo, J. *The writing strategies book: Your everything guide to developing skilled writers*. Heinemann Portsmouth, NH, 2017.
- Shinn, N., Cassano, F., Gopinath, A., Narasimhan, K. R., and Yao, S. Reflexion: Language agents with verbal reinforcement learning. In *Thirty-seventh Conference on Neural Information Processing Systems*, 2023.
- Spirtes, P., Glymour, C., and Scheines, R. *Causation, Prediction, and Search*. Springer New York, 1993.
- Sun, Z., Suresh, A. T., Ro, J. H., Beirami, A., Jain, H., and Yu, F. Spectr: Fast speculative decoding via optimal transport. *Advances in Neural Information Processing Systems*, 36, 2024.
- Törn, A. and Žilinskas, A. *Global Optimization*, volume 350. Springer, 1989.
- Touvron, H., Martin, L., Stone, K., Albert, P., Almahairi, A., Babaei, Y., Bashlykov, N., Batra, S., Bhargava, P., Bhosale, S., et al. Llama 2: Open foundation and fine-tuned chat models. *arXiv preprint arXiv:2307.09288*, 2023.
- Tyen, G., Mansoor, H., Chen, P., Mak, T., and Cărbune, V. Llms cannot find reasoning errors, but can correct them! *arXiv preprint arXiv:2311.08516*, 2023.
- Vaswani, A., Shazeer, N., Parmar, N., Uszkoreit, J., Jones, L., Gomez, A. N., Kaiser, L., and Polosukhin, I. Attention is all you need. *Advances in Neural Information Processing Systems*, 2017.
- Wei, C., Koo, K. K., Tavanaei, A., and Bouyarmane, K. Confidence-aware sub-structure beam search (cabs): Mitigating hallucination in structured data generation with large language models. *arXiv preprint arXiv:2406.00069*, 2024.
- Wu, H., Xu, J., Wang, J., and Long, M. Autoformer: Decomposition transformers with auto-correlation for long-term series forecasting. *Advances in neural information processing systems*, 34:22419–22430, 2021.

- Xia, H., Ge, T., Wang, P., Chen, S.-Q., Wei, F., and Sui, Z. Speculative decoding: Exploiting speculative execution for accelerating seq2seq generation. In *Findings of the Association for Computational Linguistics: EMNLP 2023*, pp. 3909–3925, 2023.
- Xia, H., Yang, Z., Dong, Q., Wang, P., Li, Y., Ge, T., Liu, T., Li, W., and Sui, Z. Unlocking efficiency in large language model inference: A comprehensive survey of speculative decoding. *arXiv preprint arXiv:2401.07851*, 2024.
- Xie, Y., Kawaguchi, K., Zhao, Y., Zhao, J. X., Kan, M.-Y., He, J., and Xie, M. Self-evaluation guided beam search for reasoning. *Advances in Neural Information Processing Systems*, 36, 2024.
- Yang, A., Yang, B., Hui, B., Zheng, B., Yu, B., Zhou, C., Li, C., Li, C., Liu, D., Huang, F., et al. Qwen2 technical report. *arXiv preprint arXiv:2407.10671*, 2024a.
- Yang, Y., Lee, S., and Tadepalli, P. Language-informed beam search decoding for multilingual machine translation. *arXiv preprint arXiv:2408.05738*, 2024b.
- Yao, S., Zhao, J., Yu, D., Du, N., Shafran, I., Narasimhan, K., and Cao, Y. React: Synergizing reasoning and acting in language models. *arXiv preprint arXiv:2210.03629*, 2022.
- Zheng, L., Chiang, W.-L., Sheng, Y., Zhuang, S., Wu, Z., Zhuang, Y., Lin, Z., Li, Z., Li, D., Xing, E., et al. Judging LLM-as-a-judge with MT-bench and chatbot arena. In *Advances in Neural Information Processing Systems*, volume 36, pp. 46595–46623, 2023.
- Zhu, T., Zhang, K., Xie, J., and Su, Y. Deductive beam search: Decoding deducible rationale for chain-of-thought reasoning. *arXiv preprint arXiv:2401.17686*, 2024.

Supplement to “Reflection-Window Decoding: Text Generation with Selective Refinement”

Table of Contents: Appendix

A	The Proof of Theoretical Result	13
B	Additional Results and Analyses	14
B.1	Analysis on Window Size d	14
B.2	Analysis on Threshold σ	16
B.3	Analysis on Regeneration Ratio	16
B.4	Demonstrative Examples on MT-Bench	17
C	Performance Across All MMLU Subjects	19

List of Tables

1	Comparison of macro averaged accuracy on MMLU across subject categories with Phi3-Medium	7
2	Summary of comparison between Top- k /Top- p and reflection-window decoding on MMLU (multiple models)	8
3	Regeneration metrics on MMLU with Llama3.1-8B	8
4	Acc. by σ (MMLU Social Sciences, Qwen2.5-7B)	8
5	Acc. by d (MMLU Social Sciences, Qwen2.5-7B)	8
6	Performance across different window sizes d on MT-Bench with Mistral-Nemo	15
7	Performance across different window sizes d on MT-Bench with Llama3.1-8B	15
8	Accuracy (%) across different window sizes d on MMLU Social Sciences with Qwen2.5-7B	15
9	Accuracy (%) across different entropy thresholds σ on MMLU Social Sciences with Qwen2.5-7B	16
10	Average regeneration ratio by window sizes d on MMLU college-level subjects with Llama3.1-8B	16
11	Comparison among greedy decoding, beam search, and reflection-window decoding on MMLU with Phi3-Medium	20
12	Comparison between Top- k /Top- p and reflection-window decoding on MMLU with Llama3.1-8B	21
13	Comparison between Top- k /Top- p and reflection-window decoding on MMLU with Mistral-Nemo	22
14	Comparison between Top- k /Top- p and reflection-window decoding on MMLU with Phi3-Medium	23
15	Comparison between Top- k /Top- p and reflection-window decoding on MMLU with Qwen2.5-14B	24

A. The Proof of Theoretical Result

Theorem A.1 (Indication of Deviation from the Globally Optimal Length- T Response). *Given the prompt $X_{\leq 0}$, when an oracle LLM (Assumption 3.3) generates a stepwise optimal length- T response which is not the globally optimal response with the same length, let $L \leq T$ denote the minimum length of prefix-sequence needed in order for such deviation to manifest itself (Assumptions 3.4 and 3.5). Then, the deviation from the globally optimal response happens at some step $K < L$. Furthermore, the conditional probability when generating the token $w_{v_L} \in \mathcal{V}$ is strictly smaller than a positive number, which itself is strictly smaller than 1, i.e.,*

$$1 > \epsilon_L > \max_{w \in \mathcal{V}} g(X_L = w \mid X_{1:L-1} = w_{\hat{v}_T[1]} w_{\hat{v}_T[2]} \dots w_{\hat{v}_T[L-1]}, X_{\leq 0}),$$

$$\text{where } \epsilon_L = \frac{f(X_{1:L} = w_{\mathbf{v}_T^*[1]} w_{\mathbf{v}_T^*[2]} \dots w_{\mathbf{v}_T^*[L-1]} w_{\mathbf{v}_T^*[L]} \mid X_{\leq 0})}{f(X_{1:L-1} = w_{\hat{v}_T[1]} w_{\hat{v}_T[2]} \dots w_{\hat{v}_T[L-1]} \mid X_{\leq 0})}. \quad (5)$$

Proof. We first show that the deviation from the globally optimal response happens before step L . Then, we show that the conditional probability when generating the token w_{v_L} is bounded away from 1.

By definition of oracle LLM (Assumption 3.3), the advantage of the globally optimal response cannot manifest itself at $L = 1$ (even if the deviation happens at step 1), i.e., $L > 1$. Since the minimum length of prefix-sequence needed in order for the deviation of stepwise optimal response from the same-length globally optimal response to manifest is L , then the advantage of the globally optimal response is not manifested until step L . Until step $L - 1$, in terms of the ground-truth conditional probability following the prompt $X_{\leq 0}$, prefix-sequences of the globally optimal response is *not* strictly preferred compared to their same-length counterparts of the stepwise optimal response:

$$f(X_1 = w_{\hat{v}_T[1]} \mid X_{\leq 0}) \geq f(X_1 = w_{\mathbf{v}_T^*[1]} \mid X_{\leq 0}),$$

$$f(X_{1:2} = w_{\hat{v}_T[1]} w_{\hat{v}_T[2]} \mid X_{\leq 0}) \geq f(X_{1:2} = w_{\mathbf{v}_T^*[1]} w_{\mathbf{v}_T^*[2]} \mid X_{\leq 0}),$$

$$\dots$$

$$f(X_{1:L-1} = w_{\hat{v}_T[1]} w_{\hat{v}_T[2]} \dots w_{\hat{v}_T[L-1]} \mid X_{\leq 0}) \geq f(X_{1:L-1} = w_{\mathbf{v}_T^*[1]} w_{\mathbf{v}_T^*[2]} \dots w_{\mathbf{v}_T^*[L-1]} \mid X_{\leq 0}). \quad (6)$$

Starting from step L and onwards (Assumption 3.5), prefix-sequences of the globally optimal response are strictly preferred compared to their counterparts of the stepwise optimal response:

$$f(X_{1:L} = w_{\hat{v}_T[1]} \dots w_{\hat{v}_T[L-1]} w_{\hat{v}_T[L]} \mid X_{\leq 0}) < f(X_{1:L} = w_{\mathbf{v}_T^*[1]} \dots w_{\mathbf{v}_T^*[L-1]} w_{\mathbf{v}_T^*[L]} \mid X_{\leq 0}),$$

$$\dots$$

$$f(X_{1:T} = w_{\hat{v}_T[1]} w_{\hat{v}_T[2]} \dots w_{\hat{v}_T[T]} \mid X_{\leq 0}) < f(X_{1:T} = w_{\mathbf{v}_T^*[1]} w_{\mathbf{v}_T^*[2]} \dots w_{\mathbf{v}_T^*[T]} \mid X_{\leq 0}). \quad (7)$$

Assumption 3.4 specifies that for any two same-length but different sequences following the prompt $X_{\leq 0}$, there is a strict ordering between them. Then, in order for the advantage of the globally optimal length- T response to manifest, in terms of strict preferences starting from the length- L prefix-sequence (Equation (7)), there is *at least one* strict preference of the prefix-sequence of stepwise optimal response over its globally optimal counterpart before step L . In other words, there is at least one step $K \in [1, L - 1]$ such that a strict preference (“ $>$ ” instead of “ \geq ”) is present in Equation (6):

$$f(X_{1:K} = w_{\hat{v}_T[1]} w_{\hat{v}_T[2]} \dots w_{\hat{v}_T[K]} \mid X_{\leq 0}) > f(X_{1:K} = w_{\mathbf{v}_T^*[1]} w_{\mathbf{v}_T^*[2]} \dots w_{\mathbf{v}_T^*[K]} \mid X_{\leq 0}). \quad (8)$$

In order to see why this is the case, consider the opposite scenario where there is *no* strict preference in Equation (6). Under Assumption 3.4, the comparison between prefix-sequences is either strict preference (they are different) or exactly the same (identical sequences). If there is no strict preference in Equation (6), then for all $t \in [1, L - 1]$, $w_{\hat{v}_T[t]} = w_{\mathbf{v}_T^*[t]}$, i.e., the first $L - 1$ tokens in the stepwise optimal response are the length- $(L - 1)$ prefix of the globally optimal response. If this is the case, the token generated at step L has to deviate from the globally optimal response (since L is the minimum length for

the deviation to manifest) $w_{\hat{v}_T[L]} \neq w_{v_T^*[L]}$:

$$\begin{aligned}
 & f(X_{1:L} = w_{\hat{v}_T[1]} \dots w_{\hat{v}_T[L-1]} w_{\hat{v}_T[L]} \mid X_{\leq 0}) \\
 & \stackrel{(i)}{=} g(X_L = w_{\hat{v}_T[L]} \mid X_{1:L-1} = w_{\hat{v}_T[1]} \dots w_{\hat{v}_T[L-1]}, X_{\leq 0}) \cdot f(X_{1:L-1} = w_{\hat{v}_T[1]} \dots w_{\hat{v}_T[L-1]} \mid X_{\leq 0}) \\
 & \stackrel{(ii)}{=} g(X_L = w_{\hat{v}_T[L]} \mid X_{1:L-1} = w_{v_T^*[1]} \dots w_{v_T^*[L-1]}, X_{\leq 0}) \cdot f(X_{1:L-1} = w_{v_T^*[1]} \dots w_{v_T^*[L-1]} \mid X_{\leq 0}) \\
 & \stackrel{(iii)}{>} g(X_L = w_{v_T^*[L]} \mid X_{1:L-1} = w_{v_T^*[1]} \dots w_{v_T^*[L-1]}, X_{\leq 0}) \cdot f(X_{1:L-1} = w_{v_T^*[1]} \dots w_{v_T^*[L-1]} \mid X_{\leq 0}) \\
 & \stackrel{(iv)}{=} f(X_{1:L} = w_{v_T^*[1]} \dots w_{v_T^*[L-1]} w_{v_T^*[L]} \mid X_{\leq 0}),
 \end{aligned} \tag{9}$$

where (i) and (iv) follow Assumption 3.3, (ii) corresponds to the setting in this opposite scenario, and (iii) follows Definition 3.2 and that $w_{\hat{v}_T[L]} \neq w_{v_T^*[L]}$. This preference relation in Equation (9) contradicts with that in Equation (7), and therefore, Equation (8) has to hold true.

Therefore, when the advantage of the globally optimal response does not manifest itself until step L , the stepwise optimal response deviates from the globally optimal counterpart at some step $K < L$, and that under Assumption 3.4, the following strict preference relations hold true:

$$\begin{aligned}
 & f(X_{1:K} = w_{\hat{v}_T[1]} w_{\hat{v}_T[2]} \dots w_{\hat{v}_T[K]} \mid X_{\leq 0}) > f(X_{1:K} = w_{v_T^*[1]} w_{v_T^*[2]} \dots w_{v_T^*[K]} \mid X_{\leq 0}), \\
 & \dots \\
 & f(X_{1:L-1} = w_{\hat{v}_T[1]} w_{\hat{v}_T[2]} \dots w_{\hat{v}_T[L-1]} \mid X_{\leq 0}) > f(X_{1:L-1} = w_{v_T^*[1]} w_{v_T^*[2]} \dots w_{v_T^*[L-1]} \mid X_{\leq 0}).
 \end{aligned} \tag{10}$$

This, together with Equation (7) and Assumption 3.3, indicates that:

$$\begin{aligned}
 & \frac{g(X_L = w_{\hat{v}_T[L]} \mid X_{1:L-1} = w_{\hat{v}_T[1]} \dots w_{\hat{v}_T[L-1]}, X_{\leq 0})}{\stackrel{(i)}{=} \frac{f(X_{1:L} = w_{\hat{v}_T[1]} \dots w_{\hat{v}_T[L-1]} w_{\hat{v}_T[L]} \mid X_{\leq 0})}{f(X_{1:L-1} = w_{\hat{v}_T[1]} \dots w_{\hat{v}_T[L-1]} \mid X_{\leq 0})}} \\
 & \stackrel{(ii)}{<} \frac{f(X_{1:L} = w_{v_T^*[1]} \dots w_{v_T^*[L-1]} w_{v_T^*[L]} \mid X_{\leq 0})}{f(X_{1:L-1} = w_{\hat{v}_T[1]} \dots w_{\hat{v}_T[L-1]} \mid X_{\leq 0})} = \epsilon_L \\
 & \stackrel{(iii)}{<} \frac{f(X_{1:L} = w_{v_T^*[1]} \dots w_{v_T^*[L-1]} w_{v_T^*[L]} \mid X_{\leq 0})}{f(X_{1:L-1} = w_{v_T^*[1]} w_{v_T^*[2]} \dots w_{v_T^*[L-1]} \mid X_{\leq 0})} \\
 & \stackrel{(iv)}{=} g(X_L = w_{v_T^*[L]} \mid X_{1:L-1} = w_{v_T^*[1]} \dots w_{v_T^*[L-1]}, X_{\leq 0}) \leq 1,
 \end{aligned} \tag{11}$$

where (i) and (iv) follow Assumption 3.3, (ii) follows Equation (7), and (iii) follows Equation (10).

Therefore, the conditional probability of generating any w_{v_L} is strictly smaller than a positive number ϵ_L , which is further strictly smaller than a positive number upper-bounded by 1. \square

B. Additional Results and Analyses

In this section, we present additional results and further discussions on influences from hyperparameters. We also provide concrete examples demonstrating the process and overall performance of our reflection-window decoding.

B.1. Analysis on Window Size d

We conduct extensive experiments on MT-Bench to analyze the impact of window size using both Mistral-Nemo (Table 6) and Llama3.1-8B (Table 7), with a fixed pausing criterion with $\sigma = 0.5$. These GPT-4o evaluator scores on MT-Bench provide additional evidence that our approach consistently outperforms traditional decoding methods.

For Mistral-Nemo, the optimal performance is achieved at $d = 3$ with an overall score of 7.93, surpassing both greedy decoding and beam search. For Llama3.1-8B, our method consistently outperforms both greedy decoding and beam search across different window sizes, with $d = 5$ achieving the best overall performance. While $d = 4$ may not always yield the best result, it demonstrates robust performance across both models and serves as a reliable default setting.

We further evaluate how different window sizes affect the performance on MMLU social science tasks using Qwen2.5-7B. The results are presented in Table 8.

Table 6: Performance across different window sizes d on MT-Bench with Mistral-Nemo

Decoding Method	Rating 1	Rating 2	Overall Mean
Reflection-Window ($d = 2$)	8.38	7.28	7.82
Reflection-Window ($d = 3$)	8.44	7.42	7.93
Reflection-Window ($d = 4$)	8.28	7.41	7.84
Greedy Decoding	8.38	7.29	7.83
Beam Search	8.32	7.49	7.91

Table 7: Performance across different window sizes d on MT-Bench with Llama3.1-8B

Decoding Method	Rating 1	Rating 2	Overall Mean
Reflection-Window ($d = 2$)	8.29	7.09	7.69
Reflection-Window ($d = 3$)	8.35	7.51	7.93
Reflection-Window ($d = 4$)	8.36	7.42	7.89
Reflection-Window ($d = 5$)	8.31	7.62	7.97
Greedy Decoding	8.28	7.49	7.88
Beam Search	8.07	7.19	7.63

Table 8: Accuracy (%) across different window sizes d on MMLU Social Sciences with Qwen2.5-7B

Subject	$d = 2$	$d = 3$	$d = 4$	$d = 5$	$d = 6$
Econometrics	62.28	62.28	64.91	64.04	64.91
High School Geography	85.86	84.34	86.36	87.37	85.86
High School Government and Politics	93.26	93.26	92.23	91.19	92.23
High School Macroeconomics	75.90	76.15	75.13	76.15	75.64
High School Microeconomics	83.61	84.03	83.61	82.77	83.19
High School Psychology	87.89	88.07	88.07	88.07	88.26
Human Sexuality	77.86	75.57	78.63	79.39	77.86
Professional Psychology	73.86	73.37	73.20	72.88	73.37
Public Relations	68.18	70.00	70.00	65.45	68.18
Sociology	71.02	73.06	73.47	72.24	73.06
Security Studies	83.08	83.58	83.08	84.08	84.58
US Foreign Policy	86.00	86.00	86.00	86.00	88.00
Macro Average	79.66	79.75	79.82	79.62	79.88

B.2. Analysis on Threshold σ

We investigate the impact of threshold σ on MMLU social science subjects using Qwen2.5-7B with a fixed window size $d = 4$. The detailed results are presented in Table 9.

Table 9: Accuracy (%) across different entropy thresholds σ on MMLU Social Sciences with Qwen2.5-7B

Subject	$\sigma = 0.1$	$\sigma = 0.25$	$\sigma = 0.5$	$\sigma = 0.75$	$\sigma = 1.0$
Econometrics	62.28	64.91	64.91	64.91	64.91
High School Geography	92.23	91.71	92.23	92.23	91.19
High School Government and Politics	92.23	91.71	92.23	92.23	91.19
High School Macroeconomics	75.13	76.67	75.13	75.90	75.90
High School Microeconomics	84.45	84.45	83.61	83.19	83.61
High School Psychology	87.52	88.44	88.07	88.26	88.07
Human Sexuality	74.05	77.86	78.63	77.10	77.10
Professional Psychology	73.20	74.35	73.20	73.20	73.04
Public Relations	69.09	70.00	70.00	67.27	67.27
Sociology	84.58	85.07	83.08	84.58	84.58
Security Studies	72.24	71.43	73.47	72.24	72.24
US Foreign Policy	86.00	85.00	85.00	85.00	87.00
Macro Average	79.40	80.31	79.82	79.88	79.69

B.3. Analysis on Regeneration Ratio

To further understand the computational efficiency of our method, we analyze the regeneration ratio under different window size settings. We select six college-level subject categories from the MMLU test set (including biology, chemistry, computer science, mathematics, medicine, and physics) for analysis, and conduct experiments with the Llama3.1-8B model with a threshold of $\sigma = 0.5$. We consider the window size d as the key hyperparameter, because it directly influences the regeneration ratio, which is calculate by the product of the times criterion get triggered (the regeneration call) and the window size (d), divided by the total length of final response.

As shown in Table 10 and Figure 6, as the window size increases from 2 to 4, the average regeneration ratio shows a clear downward trend, decreasing from 9.60% to 3.70%. The trend indicates that larger window sizes lead to a faster decrease in the number of modifications needed. Notably, across all settings, the regeneration ratio remains below 15%, suggesting that our method maintains comparable computational workload as greedy decoding for the majority of the time. These results demonstrate the efficiency of our approach, since it only invoke beam search to find optimal approximations for sub-sequences when necessary, while maintaining the overall efficiency comparable to greedy decoding.

Table 10: Average regeneration ratio by window sizes d on MMLU college-level subjects with Llama3.1-8B

Window Size d	2	3	4
Average Regeneration Ratio (%)	9.60	6.02	3.70

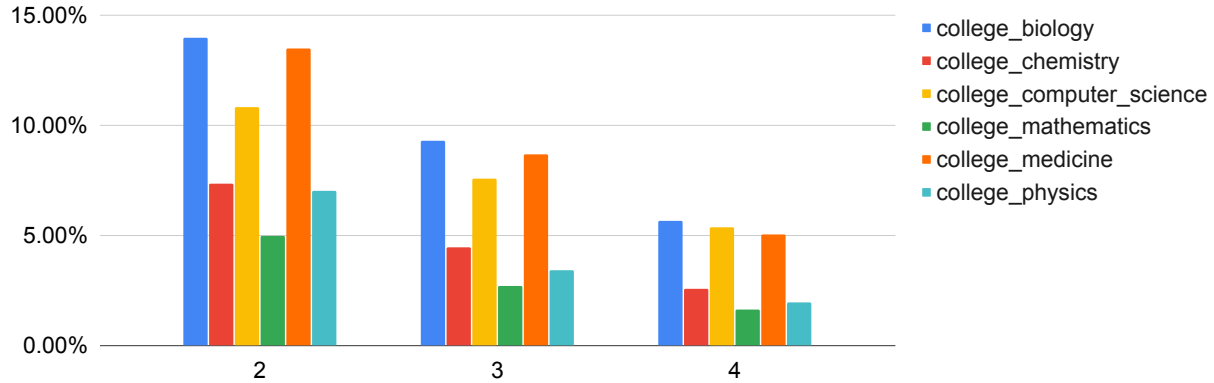


Figure 6: Regeneration ratio on MMLU college-level subjects with Llama3.1-8B

B.4. Demonstrative Examples on MT-Bench

In this subsection, we present three examples selected from MT-Bench to illustrate the generation process in our reflection-window decoding. The first example is the 28th test sample from MT-Bench. As is shown in Figure 7, the pausing criterion gets triggered when “*part of the car*” was generated. The part gets refined and replaced by “*specific part, whereas*” which leads to a more flexible and natural answer. Figure 8 and Figure 9 are selected from the 29th and 7th test sample of MT-Bench, respectively.

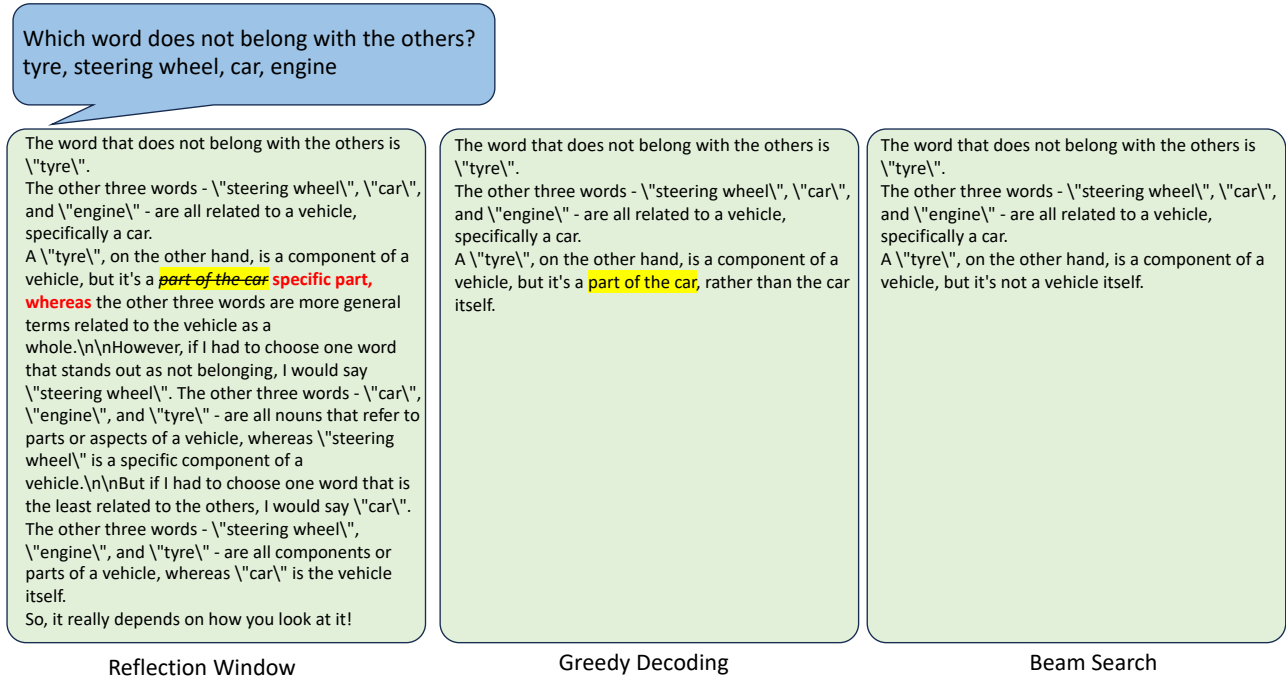


Figure 7: Test Sample #28

One morning after sunrise, Suresh was standing facing a pole. The shadow of the pole fell exactly to his right. Can you tell me the direction towards which the shadow was pointing - east, south, west, or north? ... To which direction was Suresh facing? How do you solve this?

To determine the direction Suresh was facing, we need to consider the position of the sun and the direction of the shadow.
 Since the **shadow of the pole sun is in the east** and its rays cast shadows to the west, and the shadow of the pole fell to Suresh's right, we can infer that Suresh was facing south. This is because, when the sun is in the east, the shadows fall to the west, and if the shadow falls to the right, it means Suresh was facing **south**.

Reflection Window

To determine the direction in which Suresh was facing, we need to consider the position of the sun and the direction of the shadow.
 Since the **shadow of the pole** fell to Suresh's right, we can infer that the sun is in the east. This is because the sun's rays are coming from the east, and the shadows are cast in the opposite direction.
 Now, since the shadow fell to Suresh's right, we can conclude that Suresh was facing the west. This is because the shadow fell to his right, which means he was facing the opposite direction, i.e., the west.
 Therefore, the direction in which Suresh was facing is **west**.

Greedy Decoding

Since Suresh was standing facing a pole and the shadow of the pole fell exactly to his right, we can deduce the direction of the shadow based on the position of the sun at sunrise.
 1. At sunrise, the sun rises in the east.
 2. Since Suresh was facing the pole and the shadow of the pole fell to his right, it means the shadow was pointing in a direction perpendicular to his line of sight.
 3. Given that the sun rises in the east, the shadow of the pole would fall to the right of Suresh's line of sight, which means the shadow would be pointing west.
 Therefore, the direction towards which the shadow of the pole was pointing is **west**.

Beam Search

Figure 8: Test Sample #29

Could you write a captivating short story beginning with the sentence: The old abandoned house at the end of the street held a secret that no one had ever discovered.

Here's a captivating short story for you:
 The old abandoned house at the end of the street held a secret that no one had ever discovered.....
(omitted)
 Suddenly, Emily heard a faint whispering in her ear. It was a soft, raspy voice that seemed to be **speaking an ancient coming from all around** her.
 "Welcome, Emily," it said. "I've been waiting for you."
(omitted)
 From that day on, Emily returned to the old house again and again, learning the secrets of the nexus point and the magic that lay within. And as she did, she discovered that the house was not just a place
 it was a doorway to a whole new world of wonder and possibility.

Reflection Window

Here's a captivating short story for you:
 The old abandoned house at the end of the street held a secret that no one had ever discovered.....

 Suddenly, Emily heard a faint whispering in her ear. It was a soft, raspy voice that seemed to be **speaking an ancient** language she couldn't quite understand. But as she listened more closely, she began to pick out words words that seemed to be calling to her, drawing her deeper into the heart of the house.
(omitted)
 But as she looked up, she saw that she was no longer alone. A figure stood in the doorway, watching her with eyes that seemed to hold a deep sadness and a hint of longing. And as Emily looked into those eyes, she knew that she had stumbled upon a secret that was not just about the house, but about herself a secret that would change her life forever.

Greedy Decoding

Here's a captivating short story for you:
 The old abandoned house at the end of the street held a secret that no one had ever discovered. For as long as anyone could remember, the house had stood vacant, its grandeur and beauty slowly being consumed by the passing of time.
 (omitted)
 It was then that Emily realized that she was not just a curious adventurer, but a key player in a much larger game. The old abandoned house at the end of the street was not just a secret, but a doorway to a world of wonder and discovery, and Emily was about to embark on a journey that would change her life forever.

Beam Search

Figure 9: Test Sample #7

C. Performance Across All MMLU Subjects

Due to the size of the table, the material is arranged in the one-table-per-page manner (starting from the next page).

Table 11: Comparison among greedy decoding, beam search, and reflection-window decoding on MMLU with Phi3-Medium

Subject	Greedy Decoding	Beam Search	Reflection-Window
abstract_algebra	58.00	56.00	59.00
anatomy	73.33	74.81	72.59
astronomy	87.50	84.21	88.82
business_ethics	80.00	74.00	79.00
clinical_knowledge	84.91	83.40	84.53
college_biology	86.81	88.19	88.19
college_chemistry	55.00	59.00	58.00
college_computer_science	68.00	68.00	70.00
college_mathematics	62.00	58.00	57.00
college_medicine	78.61	75.14	75.72
college_physics	77.45	73.53	80.39
computer_security	80.00	75.00	79.00
conceptual_physics	80.85	82.98	82.55
econometrics	59.65	57.89	61.40
electrical_engineering	70.34	68.97	72.41
elementary_mathematics	94.44	93.92	93.92
formal_logic	61.11	53.17	61.11
global_facts	62.00	64.00	63.00
high_school_biology	88.71	91.29	90.32
high_school_chemistry	78.33	75.37	77.34
high_school_computer_science	87.00	87.00	88.00
high_school_european_history	80.00	71.52	81.21
high_school_geography	88.89	88.89	88.38
high_school_government_and_politics	95.34	93.78	94.82
high_school_macroeconomics	84.10	82.56	86.15
high_school_mathematics	74.07	75.93	74.07
high_school_microeconomics	89.92	89.92	89.08
high_school_physics	66.89	73.51	69.54
high_school_psychology	91.56	91.01	91.74
high_school_statistics	78.24	77.78	78.70
high_school_us_history	85.78	77.94	85.78
high_school_world_history	85.23	75.95	83.12
human_aging	74.44	73.54	71.75
human_sexuality	83.21	81.68	79.39
international_law	85.12	85.95	81.82
jurisprudence	85.19	84.26	85.19
logical_fallacies	84.66	85.89	85.89
machine_learning	65.18	66.96	66.07
management	85.44	82.52	83.50
marketing	89.32	87.18	88.46
medical_genetics	86.00	90.00	87.00
miscellaneous	91.57	91.95	91.19
moral_disputes	78.03	75.72	78.32
moral_scenarios	74.53	75.53	73.85
nutrition	82.68	81.70	83.01
philosophy	75.88	76.21	77.17
prehistory	84.57	84.88	83.95
professional_accounting	75.89	74.11	75.18
professional_law	56.98	50.72	57.43
professional_medicine	77.94	63.60	79.04
professional_psychology	80.07	78.27	79.08
public_relations	68.18	67.27	66.36
security_studies	73.06	73.47	73.47
sociology	87.06	85.57	86.07
us_foreign_policy	85.00	85.00	84.00
virology	52.41	53.61	53.01
world_religions	84.21	83.63	86.55

Table 12: Comparison between Top- k /Top- p and reflection-window decoding on MMLU with Llama3.1-8B

Subject	Top- k /Top- p	Reflection-Window
abstract_algebra	43.00	50.00
anatomy	70.37	68.15
astronomy	71.05	75.00
business_ethics	69.00	71.00
clinical_knowledge	75.09	74.72
college_biology	80.56	81.94
college_chemistry	54.00	50.00
college_computer_science	58.00	47.00
college_mathematics	38.00	45.00
college_medicine	68.79	70.52
college_physics	49.02	65.69
computer_security	69.00	73.00
conceptual_physics	64.68	66.81
econometrics	47.37	48.25
electrical_engineering	57.24	60.00
elementary_mathematics	88.89	85.71
formal_logic	53.17	46.03
global_facts	48.00	41.00
high_school_biology	78.71	79.03
high_school_chemistry	61.08	62.07
high_school_computer_science	71.00	72.00
high_school_european_history	72.73	73.94
high_school_geography	78.79	80.81
high_school_government_and_politics	84.97	83.42
high_school_macro_economics	68.97	73.33
high_school_mathematics	60.74	62.59
high_school_micro_economics	70.17	69.33
high_school_physics	53.64	53.64
high_school_psychology	85.50	85.50
high_school_statistics	63.89	65.74
high_school_us_history	77.94	78.92
high_school_world_history	75.11	79.32
human_aging	69.51	64.13
human_sexuality	53.44	54.96
international_law	78.51	74.38
jurisprudence	73.15	76.85
logical_fallacies	74.85	79.14
machine_learning	49.11	53.57
management	80.58	82.52
marketing	86.32	85.47
medical_genetics	75.00	76.00
miscellaneous	86.21	86.21
moral_disputes	63.29	59.25
moral_scenarios	44.47	49.72
nutrition	72.22	72.88
philosophy	69.13	68.81
prehistory	71.30	70.06
professional_accounting	47.87	53.19
professional_law	47.72	48.24
professional_medicine	76.47	77.94
professional_psychology	68.14	68.30
public_relations	69.09	63.64
security_studies	64.49	61.22
sociology	77.61	78.61
us_foreign_policy	81.00	81.00
virology	48.80	51.20
world_religions	78.36	78.36

Table 13: Comparison between Top- k /Top- p and reflection-window decoding on MMLU with Mistral-Nemo

Subject	Top- k /Top- p	Reflection-Window
abstract_algebra	34.00	41.00
anatomy	60.74	59.26
astronomy	67.76	66.45
business_ethics	61.00	56.00
clinical_knowledge	69.81	70.94
college_biology	74.31	77.08
college_chemistry	41.00	48.00
college_computer_science	56.00	54.00
college_mathematics	45.00	39.00
college_medicine	58.96	67.63
college_physics	51.96	52.94
computer_security	64.00	69.00
conceptual_physics	63.40	61.70
econometrics	51.75	57.89
electrical_engineering	55.17	53.10
elementary_mathematics	73.81	74.87
formal_logic	42.06	42.86
global_facts	45.00	41.00
high_school_biology	76.77	75.16
high_school_chemistry	51.72	57.14
high_school_computer_science	70.00	73.00
high_school_european_history	66.67	66.06
high_school_geography	75.76	70.20
high_school_government_and_politics	80.83	84.46
high_school_macro_economics	66.92	69.49
high_school_mathematics	59.63	60.00
high_school_micro_economics	65.97	69.33
high_school_physics	43.71	45.70
high_school_psychology	78.72	77.80
high_school_statistics	58.80	62.50
high_school_us_history	64.71	73.04
high_school_world_history	70.46	73.42
human_aging	61.43	58.30
human_sexuality	61.83	64.89
international_law	68.60	66.94
jurisprudence	67.59	64.81
logical_fallacies	69.94	65.64
machine_learning	49.11	51.79
management	69.90	69.90
marketing	76.50	71.79
medical_genetics	77.00	72.00
miscellaneous	79.69	79.57
moral_disputes	58.38	60.12
moral_scenarios	26.15	27.49
nutrition	67.32	65.03
philosophy	61.41	67.85
prehistory	61.11	61.11
professional_accounting	46.10	47.16
professional_law	44.39	44.46
professional_medicine	58.46	58.46
professional_psychology	61.93	65.69
public_relations	65.45	59.09
security_studies	52.65	55.92
sociology	68.66	72.64
us_foreign_policy	75.00	67.00
virology	37.95	42.17
world_religions	71.35	76.02

Table 14: Comparison between Top- k /Top- p and reflection-window decoding on MMLU with Phi3-Medium

Subject	Top- k /Top- p	Reflection-Window
abstract_algebra	52.00	62.00
anatomy	70.37	72.59
astronomy	82.89	82.24
business_ethics	72.00	77.00
clinical_knowledge	78.87	79.25
college_biology	82.64	81.25
college_chemistry	51.00	54.00
college_computer_science	61.00	63.00
college_mathematics	50.00	48.00
college_medicine	69.94	72.25
college_physics	71.57	63.73
computer_security	74.00	74.00
conceptual_physics	75.74	74.47
econometrics	57.89	59.65
electrical_engineering	60.00	63.45
elementary_mathematics	85.98	85.71
formal_logic	56.35	57.14
global_facts	45.00	46.00
high_school_biology	84.52	86.45
high_school_chemistry	74.38	73.40
high_school_computer_science	81.00	83.00
high_school_european_history	73.33	75.76
high_school_geography	81.82	82.83
high_school_government_and_politics	88.60	91.19
high_school_macro_economics	80.00	79.74
high_school_mathematics	60.37	63.70
high_school_micro_economics	84.03	87.39
high_school_physics	58.28	70.20
high_school_psychology	85.50	85.50
high_school_statistics	70.83	72.69
high_school_us_history	82.84	78.92
high_school_world_history	81.01	81.86
human_aging	71.30	68.16
human_sexuality	73.28	77.10
international_law	77.69	83.47
jurisprudence	83.33	75.00
logical_fallacies	79.14	82.82
machine_learning	54.46	64.29
management	76.70	80.58
marketing	83.76	81.62
medical_genetics	85.00	87.00
miscellaneous	85.31	84.55
moral_disputes	71.97	67.92
moral_scenarios	61.34	63.24
nutrition	75.82	78.10
philosophy	74.92	71.06
prehistory	76.85	78.09
professional_accounting	68.09	66.67
professional_law	53.13	50.00
professional_medicine	69.12	67.65
professional_psychology	76.31	76.96
public_relations	64.55	69.09
security_studies	71.43	66.12
sociology	83.08	84.58
us_foreign_policy	81.00	84.00
virology	49.40	49.40
world_religions	77.78	74.85

Table 15: Comparison between Top- k /Top- p and reflection-window decoding on MMLU with Qwen2.5-14B

Subject	Top- k /Top- p	Reflection-Window
abstract_algebra	78.00	81.00
anatomy	71.85	76.30
astronomy	88.16	91.45
business_ethics	76.00	75.00
clinical_knowledge	81.51	82.64
college_biology	90.97	86.11
college_chemistry	64.00	60.00
college_computer_science	73.00	73.00
college_mathematics	72.00	80.95
college_medicine	73.41	90.91
college_physics	82.35	84.31
computer_security	82.00	84.00
conceptual_physics	82.55	84.68
econometrics	61.40	65.79
electrical_engineering	73.10	73.79
elementary_mathematics	95.24	94.97
formal_logic	67.46	61.11
global_facts	51.00	52.00
high_school_biology	88.39	90.97
high_school_chemistry	80.30	75.37
high_school_computer_science	91.00	89.00
high_school_european_history	76.97	81.82
high_school_geography	89.39	88.89
high_school_government_and_politics	91.19	92.75
high_school_macro_economics	85.64	86.41
high_school_mathematics	84.44	84.27
high_school_micro_economics	89.08	88.60
high_school_physics	82.78	79.47
high_school_psychology	90.09	91.38
high_school_statistics	83.33	81.48
high_school_us_history	87.25	88.73
high_school_world_history	88.61	86.92
human_aging	73.54	73.99
human_sexuality	74.05	81.68
international_law	80.17	77.69
jurisprudence	78.70	84.26
logical_fallacies	83.44	85.28
machine_learning	72.32	74.11
management	82.52	85.44
marketing	88.46	90.60
medical_genetics	89.00	91.00
miscellaneous	89.40	91.42
moral_disputes	71.97	72.54
moral_scenarios	69.61	68.49
nutrition	82.35	81.70
philosophy	78.78	80.06
prehistory	86.11	83.02
professional_accounting	73.76	71.99
professional_law	54.04	56.00
professional_medicine	81.62	86.40
professional_psychology	77.94	79.08
public_relations	71.82	71.82
security_studies	71.43	73.06
sociology	85.07	88.06
us_foreign_policy	87.00	84.00
virology	50.00	51.81
world_religions	84.21	84.80