

# Risk-Aware Driving Scenario Analysis with Large Language Models

Yuan Gao, Mattia Piccinini, Johannes Betz

**Abstract**—Large Language Models (LLMs) can capture nuanced contextual relationships, reasoning, and complex problem-solving. By leveraging their ability to process and interpret large-scale information, LLMs have shown potential to address domain-specific challenges, including those in autonomous driving systems. This paper proposes a novel framework that leverages LLMs for risk-aware analysis of generated driving scenarios. We hypothesize that LLMs can effectively evaluate whether driving scenarios generated by autonomous driving testing simulators are safety-critical. To validate this hypothesis, we conducted an empirical evaluation to assess the effectiveness of LLMs in performing this task. This framework will also provide feedback to generate the new safety-critical scenario by using adversarial method to modify existing non-critical scenarios and test their effectiveness in validating motion planning algorithms. Code and scenarios are available at: <https://github.com/yuangao-tum/Riskaware-Scenario-analyse>

**Index Terms**—Autonomous Driving, Safety-critical Scenario, Scenario Analysis, Large Language Models, Corner Cases, CommonRoad

## I. INTRODUCTION

The autonomy of vehicles has advanced rapidly in recent years, reaching a level where human intervention is barely or not at all required in certain Operational Design Domains (ODDs). Leading the way are vehicle manufacturers such as Mercedes and BMW, which offer production vehicle at SAE Level 3, depending on the system’s design. Additionally, companies like Waymo have introduced fully autonomous robotaxi services operating at SAE Level 4 in selected ODDs, showcasing the potential of driverless technology in urban environments. This progress is largely attributed to developing and validating highly reliable Automated Driving Systems (ADS). Traditionally, validation has been conducted in real-world test environments, such as on-road testing [1]. However, uncertainties remain regarding whether these ADS are sufficiently safe and robust in corner cases or safety-critical situations [2].

Many researchers and companies are focusing on scenario-based approaches to testing ADS, not only because it is a cost-effective method for simulating realistic driving conditions [3], but also because distinct safety-critical scenarios can effectively simulate corner cases that are either rare or not captured in real-world data [4]. However, determining whether these scenarios are sufficiently safety-critical is a crucial challenge. To address

Y. Gao, M. Piccinini and J. Betz are with the Professorship of Autonomous Vehicle Systems, TUM School of Engineering and Design, Technical University Munich, 85748 Garching, Germany; Munich Institute of Robotics and Machine Intelligence (MIRMI), {yuan\_avs.gao, mattia.piccinini, johannes.betz}@tum.de

this, it is essential to consider safety-critical metrics [5], such as Time-to-Collision (TTC), which are instrumental in identifying safety-critical situation based on quantitative risk assessment by using temporal proximity.

Current research has identified a range of proximity metrics, which can be classified into temporal and non-temporal indicators [6]. Generally, these metrics are calculated by test engineers to assess whether a generated scenario is safety-critical. However, with the release of OpenAI’s ChatGPT—a powerful AI chatbot—the outstanding capabilities of LLMs have emerged in tasks such as text generation, summarization, and reasoning.

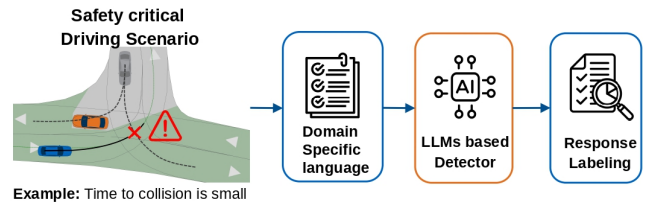


Fig. 1. Illustrative example of a safety-critical driving scenario and the use of LLMs for driving scenario analysis.

Given that LLMs are general-purpose pretrained transformer models [7] that have learned vast amounts of information, we conjecture that they can be effectively leveraged to analyze the safety-critical aspects of autonomous driving scenarios in Figure 1. To validate our proposed framework, we conduct an empirical evaluation to assess the performance of three prominent LLMs—GPT-4o mini, GPT-4o [8], Gemini-1.5 Pro [9]—in analyzing the safety criticality of driving scenarios.

Our results show that, by processing 100 safety-critical scenarios with collisions between an ego car and obstacles, the LLMs can assess the safety criticality of each scenario. By employing different prompt templates, the performance varies across different LLM models. Using Cartesian coordinates to describe the scenarios in the prompt templates, all models have less than 25% accuracy in identifying the index (ID) of the obstacle that collides with the ego car. With a Frenet coordinate template, the accuracy improves to around 75%. Finally, using a prompt template based on safety-critical metrics, we got more than 90 % accuracy, which is quite close to a human expert analysis.

In summary, this paper makes three key contributions:

- We propose a framework integrating large language models as evaluation modules to assess the safety criticality of autonomous driving scenarios. Our

scenarios are generated with the CommonRoad open framework [10].

- By specializing the prompt formulations to be fed to the LLMs, we enhance the LLMs’ performance in correctly analyzing the safety-criticality of scenarios.
- Leveraging the reasoning capabilities of LLMs, our framework outputs a feedback action to modify an existing non-critical scenario and make it safety-critical. Specifically, we use an adversarial method to change the current positions and trajectories of certain obstacles to make them safety-critical for the ego vehicle. In this way, our framework can generate new corner-case benchmarks to test motion planning algorithms in the CommonRoad environment.

## II. RELATED WORK

Recently, many publications have emerged on scenario-based testing, focusing on generating various safety-critical scenarios for evaluation of ADS. By leveraging information from the real collected datasets, the data-driven method is proposed to generate a scenario that reflects reality and improves the diversity of the scenario to avoid the risk of over-fitting by using Bayesian Networks [11] and Deep Generative Models [12]. The adversarial generation method is used to generate scenarios more efficiently since it actively creates risky scenarios by attacking the ADS. Additionally, differentiable renderers would be used to generate the static scenarios [13], and dynamic scenario generation could be usually formatted in an Reinforcement Learning (RL) framework [14]. Meanwhile, to improve the controllability of specific scenarios, a knowledge-based approach is proposed based on pre-defined rules with domain expertise [15] or knowledge-guided learning like combining the feasible constraints with adversarial policy development [16] based on RL framework.

With the increasing demand for LLMs’ powerful functions like reasoning and understanding ability, researchers have begun applying them to systems and applications related to autonomous driving in the last two years, such as visual perception [17], motion planning [18], vehicle control [19] etc. In the context of LLMs-based driving scenario generation, it could be classified into microscopical and macroscopical categories depending on the simulator used, such as CARLA to evaluate specific driving behaviors of ego vehicle and SUMO to produce large-scale traffic scenarios. In Chatscene [20] and TTSG [21], the pipeline of text description by using LLMs with prompt techniques to generate safety-critical scenarios in CARLA was proposed, especially in Chatscene [20] they use the newly generated scenario to train and improve the control algorithm of the ego vehicle. For the large-scale scenario generation, ChatSUMO [22] and OmniTester [23] are proposed to generate the accurate urban simulation by using the text description. Overall, the above publication analyzed the domain-specific language for each simulator, then used the template-based method and chain of thought in prompts to improve the performance of LLMs-based scenario generation. After that,

they used specific metrics to evaluate whether the generated scenario fulfilled the demand like rarity, diversity, safety criticality and so on.

After driving scenarios are generated using the above classical and LLMs-based methods, several publications have recently addressed this challenging topic safety-critical generated scenarios identification. In [24], safety-critical scenarios are defined as scenarios in which the autonomous vehicle causes or nearly causes a collision. Safety metrics like time to collision, time to brake, required deceleration, and new traffic quality metrics were combined for the identification of safety-critical scenarios in [25]. Until now, after calculation for the safety metrics, scenarios would be identified by human experts or test engineers. In considering LLMs-based scenario analysis, LLMs are first used to empirically identify the realistic driving scenarios in [26]. Also, in the OmniTester [23], the researcher uses LLMs as an evaluator to evaluate the accuracy of the generated scenario compared to the text description.

Overall, little attention has been paid to identifying safety-critical scenarios using LLMs, as well as generating such scenarios through LLM-based adversarial methods, which can efficiently provide more corner-case benchmarks.

## III. METHODOLOGY

In this paper, we analyze scenarios from real-world datasets re-simulated within the CommonRoad simulation framework, which serves as a benchmark for testing motion planning algorithms, and our proposed analysis framework is illustrated in Figure 2. Initially, we focus on the CommonRoad scenario format, where a CommonRoad XML file encapsulates a Driving simulation environment and a PlanningProblem.

Subsequently, we extend the 6-layer model introduced in [27], which describes the six essential elements for the driving scenario by integrating the driving simulation environment and PlanningProblem with the ego layer from motion planner to comprehensively represent driving scenario within the context of motion planning. In our paper, we use one of the high performance modular motion Planner - Frenetix motion planner [28] from our lab. After that we parse relevant information from road, traffic sign, obstacle, and ego layers to construct effective prompting context for downstream analysis.

Using a combination of role prompting, chain-of-thought reasoning and template-based techniques, we leverage safety-critical metrics to guide LLMs in analyzing the safety-criticality of the scenarios. These metrics ensure a robust analysis, enabling identifying and evaluating potential hazards and safety concerns within the scenarios.

### A. CommonRoad Scenario format

The CommonRoad scenario format is a standardized representation that facilitates the simulation of various driving scenarios, providing a comprehensive framework for testing and benchmarking motion planning algorithms. It

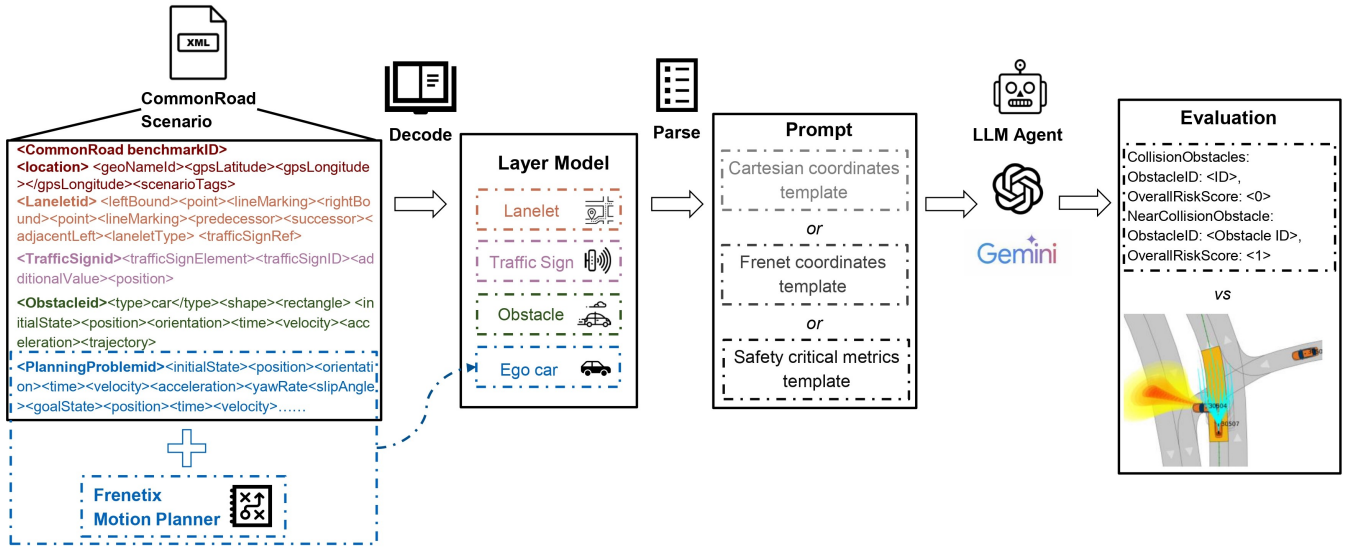


Fig. 2. Overview of the proposed framework based on LLMs to analysis the safety criticality of CommonRoad scenarios.

encapsulates the following driving element and is shown in Figure 2.

- *Meta information* includes the ID of benchmark, location with the map’s name, and GPS information, also tags for scenarios with categories like time of day, highway, multi-lane, etc.
- *Road network* consists of lanelet with boundary information, the position of each traffic sign, and the graph of the road network by using elements like predecessor, successor.
- *Traffic sign* consists of the current traffic signs and traffic lights from Germany, like speed limit and stop.
- *Obstacles* are classified into staticObstacle and dynamicObstacle to represent the participants like, parked vehicles, cars, buses, and motorcycles within the scenario, including the shape size, initial state, and trajectory including their positions, orientation, velocities, and accelerations for each obstacle.
- *PlanningProblem* defines the motion planning problem by specifying the ego vehicle’s initial state, such as its position, velocity, acceleration, orientation, and one or more goal state(s).

### B. Layer Model

The CommonRoad XML format is complex and challenging for LLMs to interpret directly. Therefore, we need to decode this format by importing the layer model. The 6-layer model is a conceptual framework that describes the six essential elements of a driving scenario: the road, the traffic sign, temporary change, the traffic participants, the traffic environment, and the digital map. We do not need to consider the temporary change and environmental conditions for CommonRoad simulation. Therefore, in the layer model we used to analysis CommonRoad XML file, we got information about the element lanelet representing the road layer, the traffic sign layer model from traffic sign

and traffic light elements, the obstacle elements represent the traffic participants layer. Additionally, to build the new ego layer, we consider the Planning Problem, which represents the ego vehicle’s initial state and goal state, to combine the simulated trajectory from the Frenetix motion planner. Moreover, for each Scenario  $\mathcal{S}$  could be describe by:

$$S = \{\mathcal{L}, \mathcal{T}, \mathcal{O}, \mathcal{E}\} \quad (1)$$

where  $\mathcal{L}$  represents the lanelet,  $\mathcal{T}$  denotes the traffic sign,  $\mathcal{O}$  stands for the obstacle, and  $\mathcal{E}$  represents the ego vehicle.

Furthermore, this decoding process involves extracting relevant information from the XML file and from ego trajectory CSV file by converting these into JSON files and translating them into a structured format for each layer. After that we need to parse layer model information into a context for the prompt message of LLMs.

### C. Prompt techniques

Prompt techniques are essential for guiding LLMs in analyzing complex problems. General prompt techniques include zero-shot [29] and few-shot prompting [30]. Zero-shot prompting involves providing the model with a task description without any examples, while few-shot prompting includes a few examples to help the model understand the task better. However, these general techniques are not able to analyze complicated scenarios due to their complexity and the need for detailed reasoning.

To address these challenges, we employ more advanced techniques, such as role prompting, chain-of-thought reasoning, and template-based prompts. We use role prompting techniques by introducing detailed *system messages* to provide more information about the role of our LLMs agent, the definition of the risk score, and the used metrics. This helps the LLM adopt the perspective of a domain expert and generate responses aligned with that expertise. In the user message, combining

the chain-of-thought reasoning, we provide the context of the scenario and the guidance for the LLMs to analyze the safety criticality of the scenario, ensuring a more robust and transparent evaluation.

Additionally, we use template-based techniques with specific context parts and outputs format to ensure the robustness, accuracy of each prompting, and consistency of the response of LLMs. In the Figure 3, we have listed three prompt templates: *Cartesian coordinates template*, *Frenet coordinates template*, and *safety-critical metrics template*. Specifically, each template uses a different context  $\mathcal{C}$ . To combine the relevant information from the context  $\mathcal{C}$  by parsing the lanelet information, the status of obstacles, and the ego vehicle for each timestep which allows the LLMs to understand the motion development of each vehicle and process the information, leading to more accurate and reliable analysis. To convert Scenario  $\mathcal{S}$  into context  $\mathcal{C}$  by using the parsing function  $\mathcal{F}$

$$\mathcal{C} = \mathcal{F}(\mathcal{S}) \quad (2)$$

- *Cartesian coordinates context* provides a global view with x and y Cartesian coordinates of the scenario, including the positions, speeds, accelerations, and the location in the lanelet of all vehicles, which are easy to get. The format of the parsing function  $\mathcal{F}_{\text{cart}}$  is shown below,

$$\mathcal{F}_{\text{cart}} = \begin{cases} \text{ID: Vehicle\_id (with ego Vehicle)} \\ \text{Position: } (x, y) \text{ m} \\ \text{Orientation: } \theta_{\text{cart}} \text{ rad} \\ \text{Velocity: } v \text{ m/s} \\ \text{Acceleration: } a \text{ m/s}^2 \\ \text{Lanelet: } l \end{cases}$$

- *Frenet [31] coordinates context* provides a detailed view of the scenario based on the coordinates of the ego car, including the relative directions, positions, speeds, and accelerations of the ego vehicle and the surrounding vehicles. We convert the parsing function  $\mathcal{F}_{\text{cart}}$  into  $\mathcal{F}_{\text{fren}}$ :

$$\mathcal{F}_{\text{fren}} = \begin{cases} \text{ID: Obstacle\_id,} \\ \text{Relative direction: } \theta_{\text{fren}}, \\ \text{Position: } (s, d) \text{ m,} \\ \text{Velocity: } (v_s, v_d) \text{ m/s,} \\ \text{Acceleration: } (a_s, a_d) \text{ m/s}^2, \\ \text{Motion: } (m_s, m_d). \end{cases}$$

where  $\theta_{\text{fren}}$  is defined as:

- **Front:** If  $s > L_{\text{veh}} \wedge |d| \leq W_{\text{veh}}$ .
- **Front-Left:** If  $s > L_{\text{veh}} \wedge d > W_{\text{veh}}$ .
- **Front-Right:** If  $s > L_{\text{veh}} \wedge d < -W_{\text{veh}}$ .
- **Behind:** If  $s < -L_{\text{veh}} \wedge |d| \leq W_{\text{veh}}$ .
- **Rear-Left:** If  $s < -L_{\text{veh}} \wedge d > W_{\text{veh}}$ .
- **Rear-Right:** If  $s < -L_{\text{veh}} \wedge d < -W_{\text{veh}}$ .
- **Left:** If  $d > W_{\text{veh}} \wedge |s| \leq L_{\text{veh}}$ .
- **Right:** If  $d < -W_{\text{veh}} \wedge |s| \leq L_{\text{veh}}$ .

and  $L_{\text{veh}}, W_{\text{veh}}$  are the length and width of the ego vehicle. Based on the relative direction, motion  $m$  is

determined as:

$$m_s = \begin{cases} M_s[0], & \text{if } v_{\text{rel},s} > 0 \wedge \theta_{\text{fren}} \in \{\text{Front, Front-Left, Front-Right}\}, \\ M_s[1], & \text{if } v_{\text{rel},s} < 0 \wedge \theta_{\text{fren}} \in \{\text{Front, Front-Left, Front-Right}\}, \\ M_s[2], & \text{if } v_{\text{rel},s} > 0 \wedge \theta_{\text{fren}} \in \{\text{Behind, Rear-Left, Rear-Right}\}, \\ M_s[3], & \text{if } v_{\text{rel},s} < 0 \wedge \theta_{\text{fren}} \in \{\text{Behind, Rear-Left, Rear-Right}\}, \\ M_s[4], & \text{if } v_{\text{rel},s} = 0, \\ M_s[5], & \text{otherwise.} \end{cases}$$

$$m_d = \begin{cases} M_d[0], & \text{if } v_{\text{rel},d} > 0 \wedge \theta_{\text{fren}} \in \{\text{Left, Front-Left, Rear-Left}\}, \\ M_d[1], & \text{if } v_{\text{rel},d} < 0 \wedge \theta_{\text{fren}} \in \{\text{Left, Front-Left, Rear-Left}\}, \\ M_d[2], & \text{if } v_{\text{rel},d} > 0 \wedge \theta_{\text{fren}} \in \{\text{Right, Front-Right, Rear-Right}\}, \\ M_d[3], & \text{if } v_{\text{rel},d} < 0 \wedge \theta_{\text{fren}} \in \{\text{Right, Front-Right, Rear-Right}\}, \\ M_d[4], & \text{if } v_{\text{rel},d} = 0, \\ M_d[5], & \text{otherwise.} \end{cases}$$

$$M_s = \begin{cases} \text{"Obstacle is moving away longitudinally in front"} \\ \text{"Obstacle is driving toward the ego car longitudinally from front"} \\ \text{"Obstacle is moving away longitudinally in behind"} \\ \text{"Obstacle is driving toward the ego car longitudinally from behind"} \\ \text{"No longitudinal relative motion"} \\ \text{"Exact longitudinal alignment"} \end{cases}$$

$$M_d = \begin{cases} \text{"Obstacle is moving away laterally to the left"} \\ \text{"Obstacle is driving toward the ego car laterally from the left"} \\ \text{"Obstacle is moving away laterally to the right"} \\ \text{"Obstacle is driving toward the ego car laterally from the right"} \\ \text{"No lateral relative motion"} \\ \text{"Exact lateral alignment"} \end{cases}$$

- *Safety critical metrics context* provides the key values, such as the relative distance and the time to collision between vehicles and ego car. Furthermore, the system message provides more information about calculating the risk score. The format of the parsing function  $\mathcal{F}_{\text{metrics}}$  for the context is shown as:

$$\mathcal{F}_{\text{metrics}} = \begin{cases} \text{ID: Obstacle\_id,} \\ \text{Relative Direction: } \theta_{\text{fren}}, \\ \text{Distance to Collision: } (dt_{\text{clong}}, dt_{\text{clat}}) \text{ m,} \\ \text{Time to Collision: } (tt_{\text{clong}}, tt_{\text{clat}}) \text{ rad,} \\ \text{Motion: } (m_s, m_d). \end{cases}$$

Meanwhile, it is important to note that use the specific constrained output format can ensure the consistency and correctness of the response from LLMs. For instance, one of the output format for safty-critical metrics template is in the following:

```
### Safety analysis for timestep <timesteps>:
Obstacle Analysis:
- Obstacle ID: <numeric ID>
- Relative Direction: <Front.....>
- Distance Risk Reason: <description>
- Longitudinal Distance Safety Score:<LongDSC>
- Lateral Distance Safety Score: <LatDSC>
- Overall Distance Safety Score: <DSC>
- Time Risk Reason: <description>
- Longitudinal Time Safety Score: <LongTSC>
- Lateral Time Safety Score: <LatTSC>
- Overall Time Safety Score: <TSC>
- Overall Risk Score: <Risk Score>
```

### Summary in JSON Format:

Go through all of the Obstacle Analysis again and write the related obstacle in the following JSON format.

If they don't exist, set them as null:

```
{
  "CollisionObstacle": {
    "ObstacleID": "<Obstacle ID>",
    "OverallRiskScore": "<RS = 0>",
    "ExtremeRiskObstacle": {
```

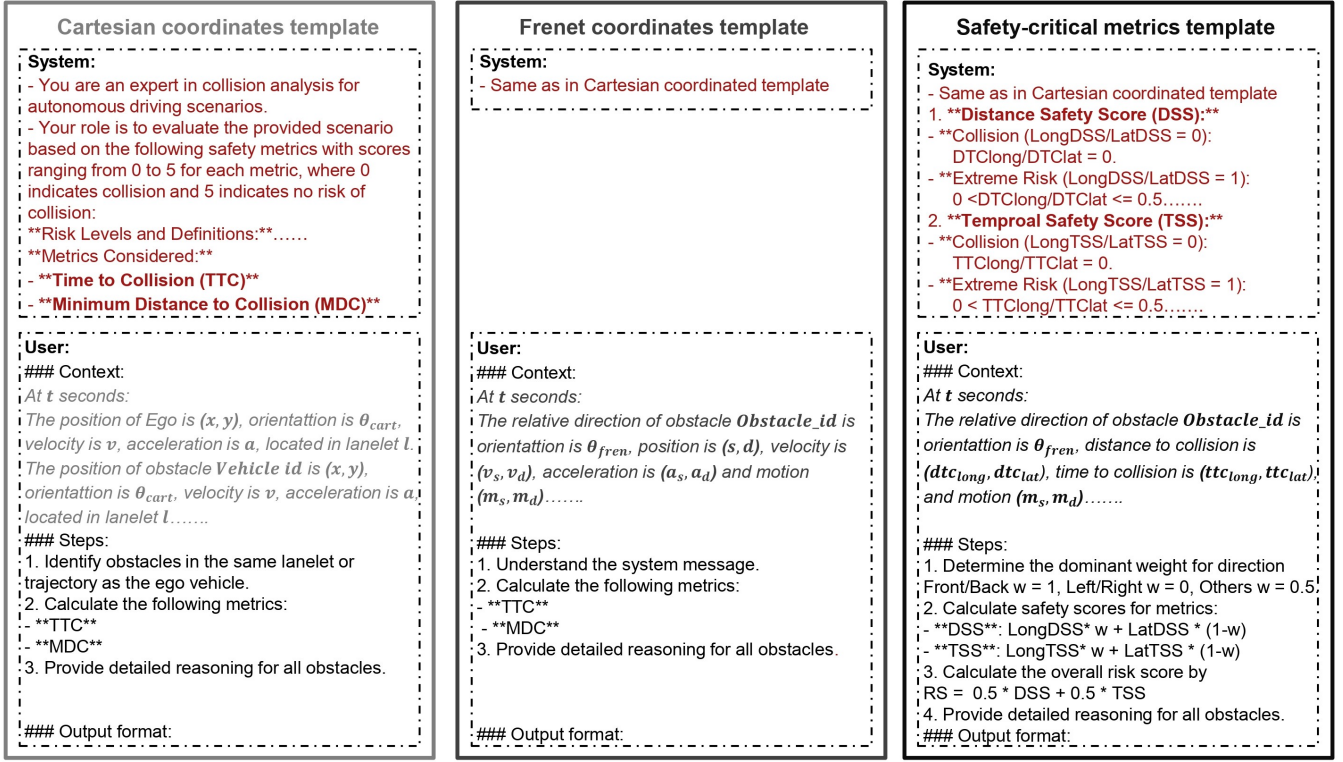


Fig. 3. Three proposed prompts templates submitted to LLM.

```

"ObstacleID": "<Obstacle ID>",
"OverallRiskScore": "<RS = 1>",
"HighRiskObstacle": {
  "ObstacleID": "<Obstacle ID>",
  "OverallRiskScore": "<RS = 2>",
"MediumRiskObstacle": {
  "ObstacleID": "<Obstacle ID>",
  "OverallRiskScore": "<RS = 3>"}

```

With these three proposed prompts, we can empirically evaluate the performance of LLMs for our 100 collision scenario. To identify the safety criticality of these scenarios, we need to consider the safety-critical metrics in the following subsection.

#### D. Safety-Critical Metrics

In our LLMs-based analysis, we consider two kinds of classical safety-critical metrics. One is time to collision (TTC) [5], and the other is a distance-based metric minimal distance to collision (MDC), which is a simplified version of Proportion of Stopping Distance (PSD) [32] independent of braking dynamics since it is unknown in the CommonRoad simulation. These definitions are in the following:

$$TTC_i(t) = \frac{\mathbf{X}_{i-1}(t) - \mathbf{X}_i(t) - \mathbf{L}_i}{\mathbf{V}_i(t) - \mathbf{V}_{i-1}(t)}$$

$$MDC_i(t) = |\mathbf{X}_{i-1}(t) - \mathbf{X}_i(t) - \mathbf{L}_i|,$$

- $\mathbf{V}$ : Vehicle velocity vector
- $\mathbf{X}$ : Vehicle position vector
- $\mathbf{L}$ : Subject vehicle's length

Combining TTC and MDC provides a multi-dimensional view of safety-criticality, addressing both the temporal and spatial factors of potential collisions. This synergy enhances the ability to detect, assess the collision situation.

It is important to note that we did not give the detailed equations of TTC and MDC metrics in the **Cartesian coordinate prompt** and **Frenet coordinates prompt** as shown in Figure 3. We also do not calculate the related metrics since we want to test LLMs' reasoning and understanding ability. Compared to these two prompts, in safety-critical metrics prompts, we provide the detailed related values of TTC and MDC in the context by using the parsing function  $\mathcal{F}_{\text{metrics}}$  and give the logical threshold in the system message. However, LLMs still need to understand the logical information to determine the final risk score based on these frames.

## IV. RESULTS & ANALYSIS

In this section, we evaluate empirically the performance of our proposed LLM-based scenario analysis framework. The evaluation is conducted on 100 simulated collision scenarios from the CommonRoad by using a Frenetix motion planner. We assess the effectiveness of our framework using our three proposed prompt templates and compare the results with human annotated label.

#### A. Experimental Setup

To evaluate our framework, we use the following setup:

- **Dataset:** We randomly run the ego vehicle with Frenetix motion planner in 6000 real recorded driving simulation



datasets in the CommonRoad. This high-performance planner can find the optimal trajectory in more than 4700 scenarios, and approximately in 1000 scenarios have the collision with an obstacle; the other results are like did not find the trajectory or over the calculation time. After that, we randomly selected 100 scenarios from those collision scenarios. For each scenario, we annotate the ID of exact Obstacle which has collision with ego vehicle.

- **LLMs:** We employ state-of-the-art powerful large language models GPT4o-mini, GPT4o, and Gemini 1.5 Pro by using API for safety-critical scenario analysis, according to actual ranking, the new released Deepseek V3 is actually not available by using API because of maintenance.
- **Metrics:** We use the time to collision (TTC) and minimal distance to collision (MDC) as our primary safety-critical metrics, which represent temporal and spatial crucial perspectives.
- **Baselines:** We evaluate our framework’s performance by comparing it with human expert analysis. The outputs from the LLMs include the ID of collision obstacle and near-collision obstacle. The selected obstacle ID is then compared with the human-annotated obstacle ID that collides with the ego vehicle. However, due to contextual interpretation in prompts and the reasoning performance of each model, LLMs may not explicitly identify an obstacle as a "collision obstacle" but rather as a "near-collision obstacle." Since these two labels refer to the same obstacle, only one will be considered in our analysis. If the LLMs correctly identify the ID of the near-collision obstacle but assign the wrong ID to the collision obstacle, this case will not be included in the accuracy evaluation.

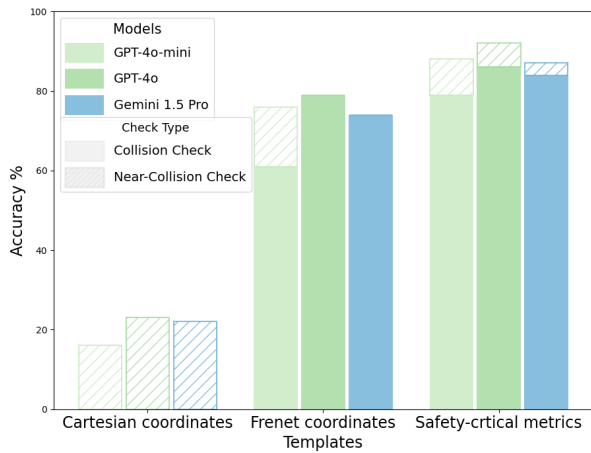


Fig. 4. Scenarios Evaluation Across LLMs and Prompt Templates. The figure shows the accuracy of different LLMs in interpreting scenarios and identifying collision obstacles. While the ground truth labels objects as 'collision obstacles,' LLMs may classify them differently (e.g., as 'near-collision obstacles') due to variations in contextual reasoning and prompt interpretation.

## B. Results

We present the results of our framework in the following subsections.

1) **Accuracy:** The framework’s performance across three models and in three distinct templates is measured in terms of accuracy in Figure 4 and is evaluated by comparing the LLM’s predictions collision ID or near-collision ID with the ground truth labels provided by human experts. The results demonstrate that model performance improves with structured and detailed prompts. Unsurprisingly, GPT-4o-mini underperforms compared to GPT-4o and Gemini 1.5 Pro, with GPT-4o achieving the best results across all templates. LLMs’ reasoning ability is proven reliable using Frenet-coordinates prompts, as they can effectively interpret and analyze scenarios even when detailed equations or calculations, such as TTC and MDC, are omitted in the prompt. However, the safety-critical metrics prompt, which provides structured TTC and MDC values via the parsing function  $\mathcal{F}_{\text{metrics}}$  and logical thresholds in the system message, significantly enhances LLM performance. This setup enables the models to act as "experts in collision analysis," leveraging domain-specific knowledge to determine risk scores based on logical information, delivering robust and accurate results closely aligned with human analysis.

2) **Response times:** We record response times across models and templates to compare the computational efficiency of LLMs in generating results for different driving scenarios. Figure 5 presents a boxplot of response time distributions per model and template, analyzing 100 scenarios at the final timestep.

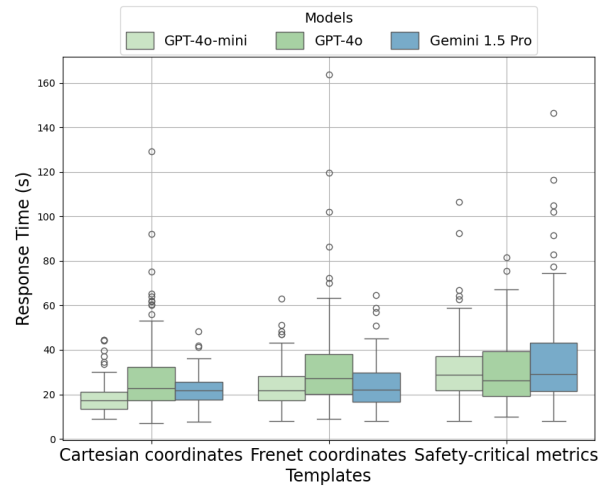


Fig. 5. Response Time Comparison of LLM Models Across Different Templates.

According to the figure, GPT-4o-mini consistently demonstrates the shortest response times across templates, indicating its computational efficiency compared to the accuracy reflecting its weak reasoning capabilities. GPT-4o, achieving the highest accuracy across templates, balances reasoning ability and computational efficiency with moderate

response times. Gemini 1.5 Pro, while slightly less accurate than GPT-4o in templates, shows higher response times, particularly in the Safety-critical metrics template. Among templates, the Safety-critical metrics prompt demands more processing time than Cartesian and Frenet-coordinates prompts, reflecting the additional computational load required to process structured metrics and logical constraints.

## V. DISCUSSION

The results demonstrate the effectiveness of our LLM-based scenario analysis framework. Furthermore, this framework accurately identifies safety-critical scenarios across models and templates. Overall, GPT-4o offers the best overall balance between accuracy and efficiency. Additionally, based on the safety-critical metrics template, the LLM’s reasoning capabilities are comparable to human experts, especially in showcasing its potential for autonomous scenario analysis.

However, one of the powerful abilities of LLMs is counterfactual reasoning, which allows them to suggest modifications that could increase safety-criticality in scenarios. By leveraging this capability, we can obtain feedback on modifying a non-critical scenario into a safety-critical one.

### A. Feedback

Firstly, we use our proposed LLM-based scenario analysis framework to analyze the non-critical scenario called `BEL_Antwerp-1_14_T-1.XML` of the 4700 scenarios where the Frenetix motion planner indeed finds an optimal trajectory.

Since in Figure 4 the combination between LLMs-GPT-4o with safety-critical metrics prompt templates performs better than the others, we use this combination to get the feedback by adding a new following requirement in the output format of safety-critical metrics templates:

```
### Safety analysis for timestep <timesteps>:
Obstacle Analysis: .....
### Summary in JSON Format: .....
***If no collision risk is detected, suggest
modifications to the obstacle’s motion to
induce a collision by adjusting the Distance
to Collision or Time to Collision.
For example: "For Obstacle 1, reducing the
lateral DTC to 0.5 m or the TTC to 0.5s
would lead to a collision." Additionally,
identify the obstacle ID for which a collision
can be most easily achieved by modifying its
motion, and outline the reasoning process.***
```

After that, we got a report for this scenario about the risk score for every obstacle ID at each timestep and also one of the following suggestions for modification

```
##Advice for Modifying Obstacle for Collision:
To achieve a collision, consider Obstacle 30762
where the longitudinal DTC is already zero.
By reducing the lateral Distance to collision
(DTClat) to 0.5 or reducing the lateral time
to collision (TTClat) to 0.5, a collision
scenario can be simulated.
```

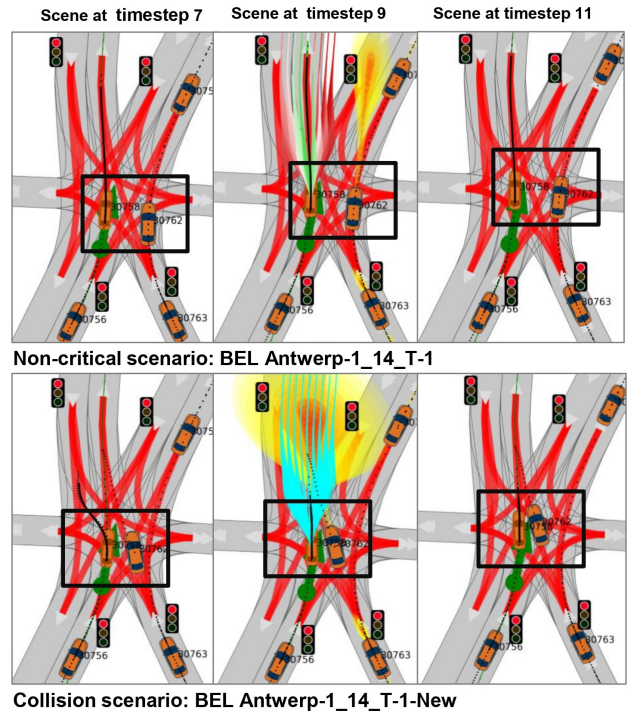


Fig. 6. Adversarial Scenario Generation Using LLMs: A Case Study on CommonRoad BEL Antwerp-1\_14\_T-1

The top row depicts the original non-critical scenario, while the bottom row showcases a modified safety-critical scenario generated using zero-shot prompts. The trajectory of obstacle 30762 is modified by LLMs-based on Cartesian, Frenet coordinate information and LLMs feedback, demonstrating the effectiveness of the LLMs-based adversarial framework for generating safety-critical driving scenarios.

### B. Scenario modification

Now, we use simplified zero-shot prompts to modify this CommonRoad `BEL_Antwerp-1_14_T-1.XML` file. In this prompt, we provide the context about the Cartesian coordinates information for obstacle 30762 and ego vehicle, as well as the relative information from Frenet coordinates of obstacle 30762, including the above suggestions. Although it is not a systematical template, after trying different zero-shot prompts, we generate a new safety-critical scenario as shown in Figure 6. Indeed, this is a new LLMs-based adversarial method for safety-critical scenario generation which integrate our LLMs-based scenario analysis framework.

## VI. CONCLUSION & OUTLOOK

This paper proposes a novel LLMs-based scenario analysis framework to assess the safety-criticality of driving scenarios from CommonRoad across different models and prompt templates. We empirically evaluate the performance of our framework and prove the reasoning and understanding ability of LLMs in driving scenario analysis. We also extend the proposed framework to generate new safety-critical scenarios by using the adversarial method in consideration of the feedback from LLMs. For future work, we could extend this framework to another simulator, such as in nuPlan and CARLA; we will also develop systematic templates to enhance the LLMs-based adversarial scenario generation.

## REFERENCES

- [1] F. Khan, M. Falco, H. Anwar, and D. Pfahl, "Safety testing of automated driving systems: A literature review," *IEEE Access*, 2023.
- [2] W. Ding, C. Xu, M. Arief, H. Lin, B. Li, and D. Zhao, "A survey on safety-critical driving scenario generation—a methodological perspective," *IEEE Transactions on Intelligent Transportation Systems*, vol. 24, no. 7, pp. 6971–6988, 2023.
- [3] S. Riedmaier, T. Ponn, D. Ludwig, B. Schick, and F. Diermeyer, "Survey on scenario-based safety assessment of automated vehicles," *IEEE access*, vol. 8, pp. 87 456–87 477, 2020.
- [4] T. Menzel, G. Bagschik, and M. Maurer, "Scenarios for development, test and validation of automated vehicles," in *2018 IEEE Intelligent Vehicles Symposium (IV)*. IEEE, 2018, pp. 1821–1827.
- [5] K. Vogel, "A comparison of headway and time to collision as safety indicators," *Accident analysis & prevention*, vol. 35, no. 3, pp. 427–433, 2003.
- [6] S. S. Mahmud, L. Ferreira, M. S. Hoque, and A. Tavassoli, "Application of proximal surrogate indicators for safety evaluation: A review of recent developments and research needs," *IATSS research*, vol. 41, no. 4, pp. 153–163, 2017.
- [7] A. Vaswani, "Attention is all you need," *Advances in Neural Information Processing Systems*, 2017.
- [8] J. Achiam, S. Adler, S. Agarwal, L. Ahmad, I. Akkaya, F. L. Aleman, D. Almeida, J. Altenschmidt, S. Altman, S. Anadkat *et al.*, "Gpt-4 technical report," *arXiv preprint arXiv:2303.08774*, 2023.
- [9] G. Team, R. Anil, S. Borgeaud, J.-B. Alayrac, J. Yu, R. Soricut, J. Schalkwyk, A. M. Dai, A. Hauth, K. Millican *et al.*, "Gemini: a family of highly capable multimodal models," *arXiv preprint arXiv:2312.11805*, 2023.
- [10] M. Althoff, M. Koschi, and S. Manzingler, "Commonroad: Composable benchmarks for motion planning on roads," in *2017 IEEE Intelligent Vehicles Symposium (IV)*. IEEE, 2017, pp. 719–726.
- [11] T. A. Wheeler and M. J. Kochenderfer, "Factor graph scene distributions for automotive safety analysis," in *2016 IEEE 19th International Conference on Intelligent Transportation Systems (ITSC)*. IEEE, 2016, pp. 1035–1040.
- [12] W. Ding, W. Wang, and D. Zhao, "A new multi-vehicle trajectory generator to simulate vehicle-to-vehicle encounters," *arXiv preprint arXiv:1809.05680*, 2018.
- [13] L. Jain, V. Chandrasekaran, U. Jang, W. Wu, A. Lee, A. Yan, S. Chen, S. Jha, and S. A. Seshia, "Analyzing and improving neural networks by generating semantic counterexamples through differentiable rendering," *arXiv preprint arXiv:1910.00727*, 2019.
- [14] H. Sun, S. Feng, X. Yan, and H. X. Liu, "Corner case generation and analysis for safety assessment of autonomous vehicles," *Transportation research record*, vol. 2675, no. 11, pp. 587–600, 2021.
- [15] A. Rana and A. Malhi, "Building safer autonomous agents by leveraging risky driving behavior knowledge," in *2021 International Conference on Communications, Computing, Cybersecurity, and Informatics (CCCI)*. IEEE, 2021, pp. 1–6.
- [16] Y. Cao, D. Xu, X. Weng, Z. Mao, A. Anandkumar, C. Xiao, and M. Pavone, "Robust trajectory prediction against adversarial attacks," in *Conference on Robot Learning*. PMLR, 2023, pp. 128–137.
- [17] D. Wu, W. Han, T. Wang, Y. Liu, X. Zhang, and J. Shen, "Language prompt for autonomous driving," *arXiv preprint arXiv:2309.04379*, 2023.
- [18] D. Wang, M. Kaufeld, and J. Betz, "Dualad: Dual-layer planning for reasoning in autonomous driving," *arXiv preprint arXiv:2409.18053*, 2024.
- [19] Z. Xu, Y. Zhang, E. Xie, Z. Zhao, Y. Guo, K.-Y. K. Wong, Z. Li, and H. Zhao, "Drivept4: Interpretable end-to-end autonomous driving via large language model," *IEEE Robotics and Automation Letters*, 2024.
- [20] J. Zhang, C. Xu, and B. Li, "Chatscene: Knowledge-enabled safety-critical scenario generation for autonomous vehicles," in *Proceedings of the IEEE/CVF Conference on Computer Vision and Pattern Recognition*, 2024, pp. 15 459–15 469.
- [21] B.-K. Ruan, H.-T. Tsui, Y.-H. Li, and H.-H. Shuai, "Traffic scene generation from natural language description for autonomous vehicles with large language model," *arXiv preprint arXiv:2409.09575*, 2024.
- [22] S. Li, T. Azfar, and R. Ke, "Chatsumo: Large language model for automating traffic scenario generation in simulation of urban mobility," *IEEE Transactions on Intelligent Vehicles*, 2024.
- [23] Q. Lu, X. Wang, Y. Jiang, G. Zhao, M. Ma, and S. Feng, "Multimodal large language model driven scenario testing for autonomous vehicles," *arXiv preprint arXiv:2409.06450*, 2024.
- [24] Q. Song, K. Tan, P. Runeson, and S. Persson, "Critical scenario identification for realistic testing of autonomous driving systems," *Software Quality Journal*, vol. 31, no. 2, pp. 441–469, 2023.
- [25] S. Hallerbach, Y. Xia, U. Eberle, and F. Koester, "Simulation-based identification of critical scenarios for cooperative and automated vehicles," *SAE International Journal of Connected and Automated Vehicles*, vol. 1, no. 2018-01-1066, pp. 93–106, 2018.
- [26] J. Wu, C. Lu, A. Arrieta, T. Yue, and S. Ali, "Reality bites: Assessing the realism of driving scenarios with large language models," in *Proceedings of the 2024 IEEE/ACM First International Conference on AI Foundation Models and Software Engineering*, 2024, pp. 40–51.
- [27] M. Scholtes, L. Westhofen, L. R. Turner, K. Lotto, M. Schuldes, H. Weber, N. Wagener, C. Neurohr, M. H. Bollmann, F. Körtke *et al.*, "6-layer model for a structured description and categorization of urban traffic and environment," *IEEE Access*, vol. 9, pp. 59 131–59 147, 2021.
- [28] R. Trauth, K. Moller, G. Würsching, and J. Betz, "Frenetix: A high-performance and modular motion planning framework for autonomous driving," *IEEE Access*, pp. 1–1, 2024.
- [29] J. Wei, M. Bosma, V. Y. Zhao, K. Guu, A. W. Yu, B. Lester, N. Du, A. M. Dai, and Q. V. Le, "Finetuned language models are zero-shot learners," *arXiv preprint arXiv:2109.01652*, 2021.
- [30] H. Touvron, T. Lavril, G. Izacard, X. Martinet, M.-A. Lachaux, T. Lacroix, B. Rozière, N. Goyal, E. Hambro, F. Azhar *et al.*, "Llama: Open and efficient foundation language models," *arXiv preprint arXiv:2302.13971*, 2023.
- [31] M. Werling, S. Kammel, J. Ziegler, and L. Gröll, "Optimal trajectories for time-critical street scenarios using discretized terminal manifolds," *The International Journal of Robotics Research*, vol. 31, no. 3, pp. 346–359, 2012.
- [32] V. Astarita, G. Guido, A. Vitale, and V. Giofré, "A new microsimulation model for the evaluation of traffic safety performances," 2012.