

---

# GRADIEND: Monosemantic Feature Learning within Neural Networks Applied to Gender Debiasing of Transformer Models

---

Jonathan Drechsel<sup>1</sup> Steffen Herbold<sup>1</sup>

## Abstract

AI systems frequently exhibit and amplify social biases, including gender bias, leading to harmful consequences in critical areas. This study introduces a novel encoder-decoder approach that leverages model gradients to learn a single monosemantic feature neuron encoding gender information. We show that our method can be used to debias transformer-based language models, while maintaining other capabilities. We demonstrate the effectiveness of our approach across multiple encoder-only based models and highlight its potential for broader applications.

## 1. Introduction

Artificial Intelligence (AI) is often seen as a neutral tool without personal preferences or biases (Jones-Jang & Park, 2022; Jiang, 2024), but it can still exhibit and even amplify bias, including gender bias (Nadeem et al., 2020), with harmful impacts in crucial areas such as law enforcement, healthcare, and hiring (Buolamwini & Gebru, 2018; Ferrara, 2023). For instance, Amazon’s AI-powered hiring tool, trained on resumes from a male-dominated tech industry, was found to favor male candidates, penalizing resumes referencing women’s colleges (Dastin, 2022). This underscores a crucial problem: AI models, though seemingly neutral, can inherit and amplify real-world biases.

Recent research has explored how gender bias appears in transformer-based language models (Nemani et al., 2024). Proposed solutions include specialized training (Zmigrod et al., 2019; Webster et al., 2021), pruning biased neurons (Joniak & Aizawa, 2022), post-processing steps that adjust model outputs without modifying internal parameters (Ravfogel et al., 2020; Liang et al., 2020; Schick et al., 2021), and methods to measure the gender bias (May et al., 2019; Nangia et al., 2020; Nadeem et al., 2021).

In this paper, we propose a novel approach to address gen-

der bias in language models by leveraging gradients from gender-related inputs. We hypothesize that these gradients contain valuable information for identifying and modifying gender-specific features. Our method aims to learn a feature neuron that encodes gender information from the input, i.e., model gradients. Unlike existing approaches for extracting monosemantic features (e.g., Bricken et al. (2023)), our approach enables the learning of a feature neuron with a desired, interpretable meaning, such as gender. The feature neuron is modeled as bottleneck in a simple encoder-decoder architecture for model gradients. The decoder essentially learns what parts of the model needs to be updated to change a feature, e.g., to change gender bias.

This paper investigates two hypotheses: **(H1)** It is possible to learn targeted a single *feature* neuron from the model’s gradients with a desired interpretation, such as gender. **(H2)** The feature neuron for gender can be used to change the model’s gender bias without negatively effecting other capabilities. By exploring these hypotheses, we demonstrate the potential of targeted feature learning and achieve state-of-the-art results for gender debiasing when using GRADIEND together with INLP (Ravfogel et al., 2020). Although this study focuses on gender bias, the proposed encoder-decoder approach is generic and should also be able to learn other features.

For clarity, in this study, *gender* is treated as binary (while acknowledging and respecting non-binary gender identities). The term *pronouns* is used to refer specifically to third-person singular gendered pronouns (i.e., “he” and “she”), and *name* refers exclusively to *first names*.

## 2. Related Work

This section reviews interpretable feature learning, explores existing methods for gender-debiasing transformer models, and examines techniques for measuring gender bias.

### 2.1. Interpretable Feature Learning

Interpretable feature learning aims to identify and understand the internal representations of neural networks, focusing on how individual neurons or groups of neurons relate to specific concepts. Early methods focused on visualizing

<sup>1</sup>Faculty of Computer Science and Mathematics, University of Passau, Passau, Germany. Correspondence to: Jonathan Drechsel <jonathan.drechsel@uni-passau.de>.

learned features through saliency maps (Simonyan et al., 2014) and activation maximization (Erhan et al., 2009), which highlighted the impact of input features on model predictions. Recent advancements focus on separating networks into semantically meaningful components like individual neurons or circuits (Olah et al., 2020). Research into *monosemantic* neurons, which correspond to a single natural *feature*, provides clearer and more interpretable insights compared to *polysemantic* neurons (Jermyn et al., 2022). Bricken et al. (2023) proposed to learn unsupervised a sparse autoencoder that extracts interpretable features in a high dimensional feature space, which are analyzed for semantical meaning based on their behavior. Follow-up studies (Templeton et al., 2024) improved scalability and identified specific features such as a gender-bias awareness feature in Claude 3 Sonnet (Anthropic, 2024). However, this approach requires learning numerous potential features and testing for meaningful interpretations, leaving it uncertain whether a desired feature will actually arise.

## 2.2. Transformer Gender-Debiasing Techniques

Various techniques have been proposed to mitigate gender bias in transformer language models, either by creating debiased models or through post-processing adjustments.

Counterfactual Data Augmentation (CDA) (Zmigrod et al., 2019; Lu et al., 2020) is a straightforward method which swaps gender-related words consistently within a training corpus (e.g., replacing *he/she*), enabling further training on a balanced dataset. Webster et al. (2021) found experimentally that increasing DROPOUT during pre-training effectively reduces gender bias. Joniak & Aizawa (2022) applied Movement Pruning (Sanh et al., 2020) to reduce gender bias in language models by pruning weights that minimally impact neutral tasks, effectively removing gender bias associations while maintaining model performance.

The Iterative Nullspace Projection (INLP) (Ravfogel et al., 2020) is a post-processing method for gender-debiasing by iteratively training a linear classifier to detect gender based on model embeddings and subtracting the classifier’s nullspace from the embeddings to remove gender-related information. Similarly, SENTDEBIAS (Liang et al., 2020) estimates a linear subspace associated with gender bias by using CDA to generate sentence pairs with swapped gendered terms. Sentence embeddings are then debiased by subtracting their projection onto this subspace. SELFDEBIAS (Schick et al., 2021) addresses bias in generated text by running inference with and without a bias-encouraging prefix, then downweighting tokens favored in the biased version. However, this task-specific approach is unsuitable for downstream tasks like GLUE (Wang et al., 2018).

## 2.3. Techniques for Measuring Gender Bias

Sentence Encoder Association Test (SEAT) (May et al., 2019) extends Word Embedding Association Test (WEAT) (Caliskan et al., 2017) by using sentence templates to evaluate social biases in encoder models. It compares association strengths between embeddings of predefined attribute (e.g., gender-specific names) and target sets (e.g., stereotypical professions) using cosine similarity. Bias is expressed as an *effect size*, where larger values indicate stronger bias.

StereoSet (Nadeem et al., 2021) is a benchmark dataset with context-rich sentences for intrasentence and intersentence tasks. This study focuses on the intrasentence task, where a sentence (e.g., *Girls tend to be more [MASK] than boys*) requires the model to predict the masked word from three options: stereotypical (e.g., *soft*), anti-stereotypical (e.g., *determined*), and meaningless (e.g., *fish*). Two metrics are considered: **1)** Language Modeling Score (LMS), which measures the proportion of meaningful (stereotypical or anti-stereotypical) options chosen over meaningless ones, reflecting the model’s language understanding. **2)** Stereotype Score (SS), which quantifies bias as the proportion of stereotypical options selected over anti-stereotypical ones. A balanced model achieves 50%.

Crowdsourced Stereotype Pairs (CrowS) (Nangia et al., 2020) is a crowdsourced dataset consisting of pairs of sentences: one expressing a stereotype (e.g., *Woman don’t know how to drive*), and the other its anti-stereotypical counterpart (e.g., *Man know how to drive*). A bias score is computed considering the model’s preference for one sentence over the other, similar to SS.

Li et al. (2021) analyze the attention associations between gendered pronouns (e.g., *she*) and occupations (e.g., *nurse*) in transformer models, using gender-swapped sentences (e.g., replace *he* by *she*). The attention scores between the gender-swapped pronouns and the occupation are then compared to identify gender bias on attention head level. However, the approach does not compute a model-specific, aggregated bias score usable for comparison.

## 3. Methodology

In this section, we introduce a novel approach for targeted feature learning and changing a model’s gender bias. Our method utilizes a straightforward encoder-decoder architecture that leverages gradient information to encode a gender-related scalar value. This scalar is then decoded into gradient updates, which we believe that they are capable of changing the model’s gender bias towards the encoded gender value. An overview of our approach is shown in Figure 1.

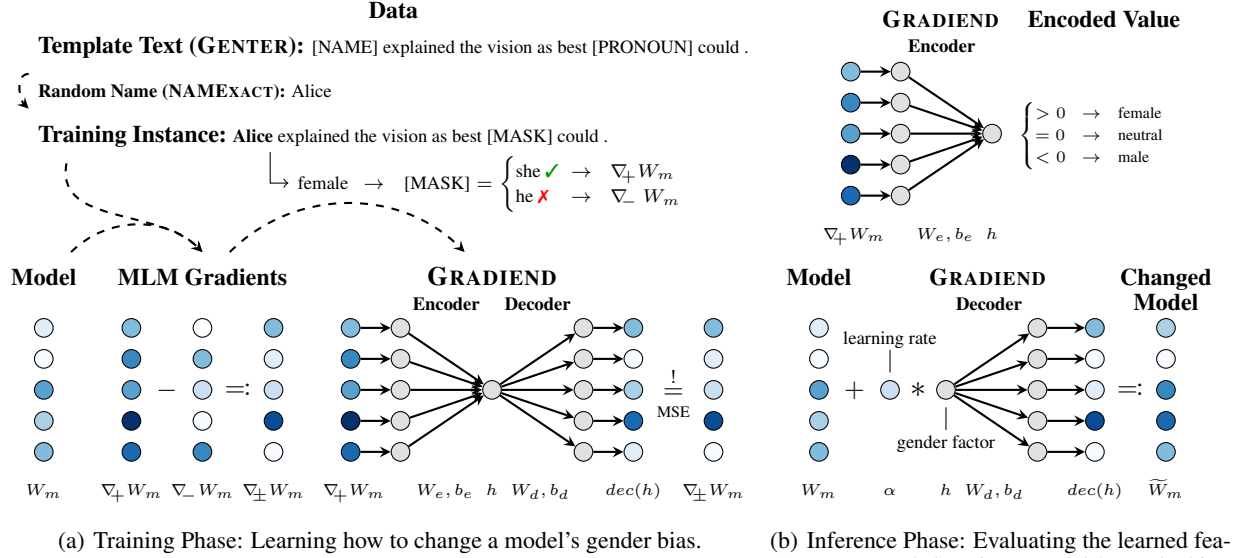


Figure 1: Our approach - GRADIent ENcoder Decoder (GRADIEND).

### 3.1. Motivation

Gradient-based explanation methods, such as Grad-CAM (Selvaraju et al., 2017) and Integrated Gradients (Sundararajan et al., 2017), have proven effective in providing insights into a model’s internal workings (Chen et al., 2020; Selvaraju et al., 2020; Lundstrom et al., 2022), highlighting which parts of the model were crucial to a specific prediction. During the training of neural networks, the optimizer inherently determines which neurons require updates, specifically those that contributed incorrectly to the model’s output.

We exploit this mechanism by adopting a Masked Language Modeling (MLM) task, a standard pre-training task for transformer language models (Devlin et al., 2018). Our task involves sentences containing a name, with the masked token corresponding to the gendered pronoun (*he* or *she*).

Alice explained the vision as best [MASK] could .

Gradients are computed for both pronouns as targets:

**Factual:** Alice explained the vision as best *she* could .

**Counterfactual:** Alice explained the vision as best *he* could .

This factual-counterfactual evaluation strategy, inspired by CrowS (Nangia et al., 2020), uses gradient differences to isolate gender-related updates by eliminating non-gender-related changes common to both cases. This difference yields two inverse directions: strengthening or mitigating gender bias, depending on the gradient order. In the mitigating direction, the factual gender-related updates are eliminated, effectively removing the established factual associations, while the counterfactual updates are emphasized to facilitate the learning of new, counterfactual associations.

### 3.2. GRADIEND

In general, we aim to learn how to adjust model parameters to achieve a desired factual or counterfactual state. We hypothesize that the gradients contain the necessary information for this purpose and that the feature changing behavior can be controlled via a learned neuron.

Let  $W_m \in \mathbb{R}^n$  denote the  $n$  model parameters for which the feature is learned. We consider three types of gradients: (1) gradients from the factual masking task  $\nabla_+ W_m$ , (2) gradients from the counterfactual masking task  $\nabla_- W_m$ , and (3) the difference between these two gradients  $\nabla_{\pm} W_m := \nabla_+ W_m - \nabla_- W_m$ . Here,  $\nabla_{\pm} W_m$  represents a vector in  $\mathbb{R}^n$ , where each component corresponds to the gradient for the parameter at this position. We frame the problem as a gradient learning task to predict the gradient difference  $\nabla_{\pm} W_m$  from the factual gradients  $\nabla_+ W_m$ :

$$\text{Learn } f \text{ s.t. } f(\nabla_+ W_m) \approx \nabla_{\pm} W_m.$$

For this study, we propose a simple encoder-decoder structure  $f = \text{dec} \circ \text{enc}$ , where:

$$\begin{aligned} \text{enc}(\nabla_+ W_m) &= \tanh(W_e^T \cdot \nabla_+ W_m + b_e) &=: h \in \mathbb{R}, \\ \text{dec}(h) &= h \cdot W_d + b_d &\approx \nabla_{\pm} W_m. \end{aligned}$$

Here,  $W_e, W_d, b_d \in \mathbb{R}^n$  and  $b_e \in \mathbb{R}$  are learnable parameters, resulting in a total of  $3n+1$  parameters. We refer to this approach as GRADIent ENcoder Decoder (GRADIEND).

### 3.3. GRADIEND for Gender Debiasing

While GRADIEND is defined to work with binary features in general, we restrict the following proof of concept to

Table 1: Overview of datasets including total number of samples and a description.

Name	Size	Description
NAMEEXACT	1,398	Names that are unambiguous ( <i>exact</i> ) in meaning and gender, e.g., <i>Alice, Bob, Eve</i>
NAMEEXTEND	40,351	Extends NAMEEXACT with less certain names, including those with multiple meanings and genders, e.g., <i>Alice, Bob, Christian, Drew, Eve, Florence, Skyler</i>
GENTER	27,031	Name-gender templates, e.g., <i>[NAME] explained the vision as best [PRONOUN] could.</i>
GENEUTRAL	7,896,455	Contains only gender-neutral words, e.g., <i>i really want to see you again, soon if you can.</i>
GENTYPES	500	Gender-stereotypical templates, e.g., <i>My friend, [NAME], loves taking care of babies.</i>

gender. In this setup, (H1) suggests that using the proposed factual and counterfactual masking tasks guides the encoder to encode a gender-related scalar feature  $h$ , indicating that the factual gradients contain gender-specific information. (H2) asserts that  $dec(h)$  can be used to adjust the model’s gender bias, e.g., by choosing a specific *gender factor*  $h$  and *learning rate*  $\alpha$  to update the model parameters as follows:

$$\widetilde{W}_m := W_m + \alpha \cdot dec(h).$$

Experiments show that gender-related inputs are mostly mapped to values close to  $-1$  and  $+1$ , corresponding to male and female gender or vice versa. WLOG, we assume positive values represent the female and negative values the male gender, and we modify the model accordingly to standardize the results for simplified definitions and consistent visualizations.

## 4. Data

The training and evaluation of GRADIEND relies on specialized data summarized in Table 1. The datasets include two name collections (NAMEEXACT and NAMEEXTEND), a dataset linking names to gender through masked pronouns (GENTER), a dataset of exclusively gender-neutral text (GENEUTRAL), and a dataset associating masked names with gender stereotypes (GENTYPES). We split the datasets used for training (GENTER and NAMEEXACT) in *train/val/test* sets, and denote a specific split of a dataset by an index, e.g., NAMEEXACT<sub>train</sub>. Detailed descriptions of dataset generation can be found in Appendix A.

## 5. Metrics

In this section, we introduce the metrics utilized for evaluating GRADIEND in learning a gender feature neuron and applying it for debiasing using this neuron.

### 5.1. Encoder as Gender Classifier

Following (H1), we evaluate whether the GRADIEND encoder encodes gender-related information by treating it as gender classifier. GENTER is used as labeled data, with  $+1$  for female gradients and  $-1$  for male ones. To measure how

well the encoded values distinguish between genders, we compute the Pearson correlation coefficient (Cohen et al., 2009), denoted as  $Cor_{GENTER}$ , between the labels and the encoded values. Additionally, we compute the balanced accuracy, denoted as  $Acc_{GENTER}$ , where positive encoded values are classified as female and as male otherwise.

An encoded value of 0 can be seen as a neutral class., representing a natural midpoint between the male and female extremes. For datasets with labels  $\pm 1$  for gender and 0 for gender-neutral texts, we calculate again both, correlation and balanced accuracy. In this case, values  $\geq 0.5$  are classified female,  $\leq -0.5$  as male, and intermediate values as neutral. Specifically, these three-label-metrics are computed across a combination of three datasets:

- GENTER: Labeled as  $\pm 1$  as before for  $Cor_{GENTER}$ .
- GENTER<sup>0</sup>: A variation of GENTER where instead of the pronoun, a random gender-neutral token is chosen for masking and target calculation, considering a sentence of GENTER with a valid name/pronoun pair. This evaluates gender classification in a similar setting to training but with non-gender-related masking.
- GENEUTRAL: A dataset where all tokens are gender-neutral by design, with a single token chosen for masking and target calculation.

GENTER provides labels  $\pm 1$ , while the others contribute only labels 0. Across all three datasets, we compute the correlation,  $Cor_{Enc}$ , and the balanced accuracy,  $Acc_{Enc}$ . We also calculate the mean absolute encoded value  $h$  for each dataset, denoted as  $\overline{|h|}_{GENTER}$ ,  $\overline{|h|}_{GENTER^0}$ , and  $\overline{|h|}_{GENEUTRAL}$ .

### 5.2. Gender Bias Changed Models

We introduce metrics to quantify gender bias in a base model. Specifically, we aim to measure how debiased, female-biased or male-biased a model is. To achieve this, we define several intermediate metrics. These are informally introduced here and formally defined in Appendix B.

Let  $F$  represent the female gender,  $M$  represent the male gender, and  $G \in \{F, M\}$  denote a gender. Let  $t$  be a text of GENTYPES, i.e., a stereotyped sentence whose masked token intuitively matches well with names. The considered



metrics are as follows: **(1)**  $\text{Acc}_{\text{Dec}}$  is an accuracy score for an MLM task over GENEUTRAL, i.e., data independent of gender, used to evaluate the model’s general language modeling capabilities. **(2)**  $\mathbb{P}_t(G)$  denotes the probability of  $G$  for task  $t$ , defined as the sum of all probabilities belonging to single token names of that gender considering the MLM task  $t$ . **(3)**  $\mathbb{P}(G)$  is the average probability of  $G$ , i.e.,  $\mathbb{P}_t(G)$  averaged over all  $t$  in GENTYPES. **(4)** The Balanced Prediction Index (BPI) quantifies a model’s gender bias by combining high  $\text{Acc}_{\text{Dec}}$  to ensure good language modeling capabilities, balanced gender probabilities ( $|\mathbb{P}_t(F) - \mathbb{P}_t(M)|$  is low) to ensure a low gender bias, and high overall reasonable predictions ( $\mathbb{P}_t(M) + \mathbb{P}_t(F)$  is high). **(5)** The Female Prediction Index (FPI) measures bias towards the female gender by favoring models with high  $\text{Acc}_{\text{Dec}}$ , low  $\mathbb{P}_t(M)$ , and high  $\mathbb{P}_t(F)$ . **(6)** Similarly, the Male Prediction Index (MPI) measures bias towards the male gender.

The purpose of the last three metrics is to select the most debiased, female-biased, and male-biased models from a set of candidates, as discussed in Section 6.3.

## 6. Evaluation

In this section, we evaluate four GRADIENDs: two based on BERT (Devlin et al., 2018) ( $\text{BERT}_{\text{base}}$  and  $\text{BERT}_{\text{large}}$ ), one large RoBERTa (Liu et al., 2019), and one small DistilBERT (Sanh et al., 2019) model. These models represent different variants of encoder-only architectures, including the lightweight DistilBERT. For simplicity, all metrics are reported for the test split (or the entire dataset if not split), unless stated otherwise. For example,  $\text{Cor}_{\text{GENTER}}$  is  $\text{Cor}_{\text{GENTER}_{\text{test}}}$  and  $\text{Cor}_{\text{GENTER}_{\text{val}}}$  refers to the  $\text{Cor}_{\text{GENTER}}$  metric for  $\text{GENTER}_{\text{val}}$ .

### 6.1. Training

For each base model, we trained three GRADIENDs with different random seeds, selecting the best model based on  $\text{Cor}_{\text{GENTER}_{\text{val}}}$  at the end of the training process. Importantly, the prediction layers were excluded from GRADIEND parameters to ensure debiasing targets the language model itself, not just the classification head. In each training step, a batch is processed with a uniformly randomly selected gender, sampling only names of that gender from  $\text{NAME}_{\text{EXACT}}_{\text{train}}$  and pairing them with sentences from  $\text{GENTER}_{\text{train}}$ . In total, we perform 23,653 training steps, corresponding to the number of template sentences in  $\text{GENTER}_{\text{train}}$ . Further details about the training setup are provided in Appendix C.

### 6.2. Encoder as Gender Classifier

We analyze the scalar encoded value of the GRADIEND models in Figure 2 and Table 2 to evaluate (H1). We use three different datasets (see Section 5.1): **1)** For  $\text{GENTER}_{\text{test}}$ , we

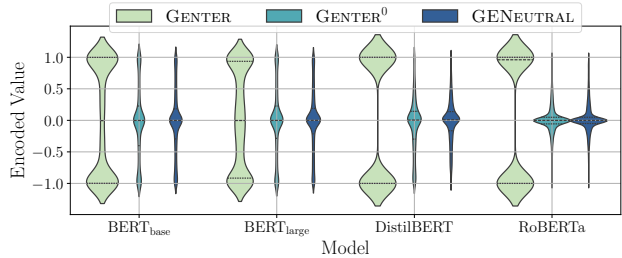


Figure 2: Distribution of the encoded value for different datasets and GRADIEND models.

perform gendered masking by pairing each template with one male and one female name from  $\text{NAME}_{\text{EXACT}}_{\text{test}}$ , resulting in 5,406 samples. **2)** In  $\text{GENTER}^0$ , we use the same data as in **1)**, but with non-gender-specific tokens masked. **3)** For GENEUTRAL, we perform masking on 10,000 samples. As shown in Figure 2, all models encode primarily values of  $-1$  and  $+1$  for gender-specific masking. For non-gender-specific masking, encoded values tend to center around a neutral value of  $0.0$ , though the classification is less precise compared to gender-related masking. Importantly, the non-gender-specific masks were not seen during training.

Table 2 quantifies these observations. When only gender-specific data is considered ( $\text{Acc}_{\text{GENTER}}$  and  $\text{Cor}_{\text{GENTER}}$ ), the encoder distinguishes the input classes almost perfectly. However, when neutral inputs are included ( $\text{Acc}_{\text{Enc}}$  and  $\text{Cor}_{\text{Enc}}$ ), which were not encountered during training, the task becomes more difficult, and the results are less accurate. Interestingly,  $\text{BERT}_{\text{large}}$  and  $\text{BERT}_{\text{base}}$  perform similarly, both surpassed by DistilBERT, while RoBERTa outperforms even DistilBERT, especially on gender-neutral inputs.

The GRADIEND models successfully learned a feature neuron with the desired interpretation (gender), supporting (H1).

### 6.3. Decoder as Bias-Changer

In this section, we investigate how the learned representation of the decoder can change the model’s bias. The adjustment is controlled by two key parameters: the scalar input to the decoder network  $h$  (called *gender factor*) and the *learning rate*  $\alpha$ , which determines the scaling of the decoder output before adding it to the model weights. To assess the impact of these parameters, we evaluate the GRADIEND models across a grid of 15 gender factors and 16 learning rates, modifying the model weights as  $\widetilde{W}_m := W_m + \alpha \cdot \text{dec}(h)$ . The results for  $\text{BERT}_{\text{base}}$  are shown in Figure 3, with additional plots for the other base models provided in Appendix D.1.

Interestingly, all plots exhibit a nearly point-symmetric behavior. Due to the simplicity of the GRADIEND decoder architecture, the only difference between cells with inverted

Table 2: Evaluation of the encoder of various GRADIEND models.

Model	Acc <sub>Enc</sub>	Cor <sub>Enc</sub>	Acc <sub>GENTER</sub>	Cor <sub>GENTER</sub>	$\overline{h} _{\text{GENTER}}$	$\overline{h} _{\text{GENTER}^0}$	$\overline{h} _{\text{GENEUTRAL}}$
BERT <sub>base</sub>	0.612	0.669	1.000	0.957	0.853	0.431	0.369
BERT <sub>large</sub>	0.578	0.616	1.000	0.908	0.725	0.399	0.340
DistilBERT	0.758	0.838	1.000	1.000	0.999	0.321	0.242
RoBERTa	0.909	0.935	1.000	1.000	1.000	0.130	0.132

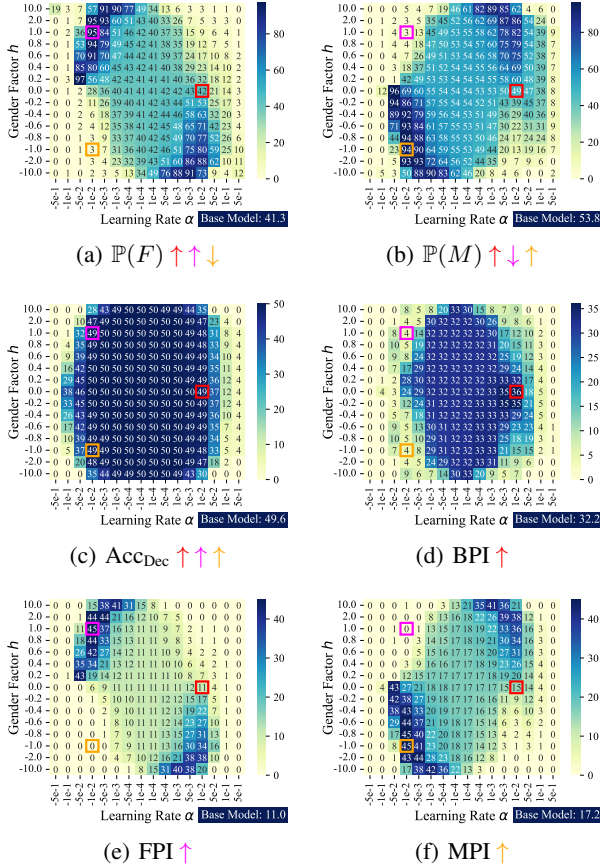


Figure 3: Metrics for changed models based on the BERT<sub>base</sub> GRADIEND with varying gender factor and learning rate. The cells with the best BPI  , FPI  , and MPI   are highlighted across all subplots. All values are reported as percentages.

gender factor and learning rate is twice the bias term  $b_e$ , which becomes less influential as the gender factor grows.

Specifically, for  $\mathbb{P}(F)$  (Figure 3(a)) and  $\mathbb{P}(M)$  (Figure 3(b)) show an inverse pattern. The normalization of the encoder and the definition of  $\nabla_{\pm} W_m$  (Section 3.2) result in a consistent pattern across all models: when the signs of  $h$  and  $\alpha$  are equal, the model biases toward male, whereas different signs lead to a bias toward female. Acc<sub>Dec</sub> (Figure 3(c)) reveals a broad region of high probability, provided the learning rate

remains moderate.

Figures 3(d) to 3(f) illustrate the optimal models for BPI, FPI, and MPI, respectively. Colored arrows in the subplot captions illustrate how each sub-metric influences the aggregated metrics. Visually, these figures capture the trade-offs inherent in this debiasing approach, similar to those observed in other studies (Joniak & Aizawa, 2022). These aggregated metrics demonstrate that while stronger bias modification degrades language modeling performance, a *safe region* exists with moderate gender factors and learning rates. Considering the BPI plot (Figure 3(d)) and gender factor  $h = 0.0$ , the GRADIEND decoder’s bias vector  $b_e$  effectively learned an appropriate debiasing direction.

Based on BPI, FPI, and MPI, we identify models that are well-suited for defining debiased, female, and male representations, respectively. Table 3 lists the parameters and metrics for the selected models across all base models.

Surprisingly, for the RoBERTa base model,  $\mathbb{P}(F) > \mathbb{P}(M)$  holds true, unlike all other base models. This indicates a female bias in the given task, contradicting our expectation that language models typically exhibit male bias (although this bias direction is not captured by SS, SEAT, and Crows).

Interestingly, the difference in BPI between GRADIEND<sub>BPI</sub> and its base model is relatively small, whereas the corresponding differences for FPI and MPI are much larger, respectively. This observation suggests that biasing a model (in either direction) is easier than debiasing it. Notably, FPI approaches nearly zero for GRADIEND<sub>MPI</sub> models, and MPI similarly is close to zero for GRADIEND<sub>FPI</sub> models.

The GRADIEND decoder is capable of changing the model’s gender bias, confirming (H2).

### 6.4. Comparison to Other Debiasing Techniques

In this section, we compare the three selected models for each base model presented in Table 3. Additionally, we report results for five different debiasing approaches introduced in Section 2.2: CDA (Zmigrod et al., 2019), DROPOUT (Webster et al., 2021), INLP (Ravfogel et al., 2020), SELFDEBIAS (Schick et al., 2021) and SENTDEBIAS (Liang et al., 2020). We also compare joint approaches combining GRADIEND<sub>BPI</sub> with INLP and SENTDEBIAS, as

Table 3: Selected debiased, female-biased and male-biased models based on BPI, FPI and MPI.

Model	GF $h$	LR $\alpha$	$\mathbb{P}(F)$	$\mathbb{P}(M)$	Acc <sub>Dec</sub>	BPI	FPI	MPI
BERT <sub>base</sub>	0.0	0.0	0.413	0.538	0.496	0.322	0.110	0.172
+ GRADIEND <sub>BPI</sub>	0.0	1e-02	0.424	0.494	0.491	0.363	0.111	0.145
+ GRADIEND <sub>FPI</sub>	1.0	-1e-02	0.948	0.034	0.490	0.041	0.449	0.001
+ GRADIEND <sub>MPI</sub>	-1.0	-1e-02	0.031	0.940	0.490	0.043	0.001	0.446
BERT <sub>large</sub>	0.0	0.0	0.432	0.534	0.511	0.280	0.132	0.184
+ GRADIEND <sub>BPI</sub>	-0.2	5e-02	0.461	0.434	0.486	0.397	0.128	0.115
+ GRADIEND <sub>FPI</sub>	0.6	-5e-02	0.960	0.031	0.508	0.036	0.473	0.001
+ GRADIEND <sub>MPI</sub>	-0.4	-5e-02	0.024	0.963	0.511	0.031	0.000	0.480
DistilBERT	0.0	0.0	0.307	0.361	0.392	0.230	0.075	0.096
+ GRADIEND <sub>BPI</sub>	-1.0	5e-04	0.358	0.320	0.386	0.231	0.092	0.078
+ GRADIEND <sub>FPI</sub>	0.8	-1e-02	0.724	0.045	0.350	0.080	0.241	0.004
+ GRADIEND <sub>MPI</sub>	0.0	-5e-02	0.036	0.599	0.384	0.092	0.005	0.221
RoBERTa	0.0	0.0	0.555	0.404	0.573	0.208	0.249	0.162
+ GRADIEND <sub>BPI</sub>	0.4	1e-01	0.402	0.499	0.560	0.354	0.127	0.181
+ GRADIEND <sub>FPI</sub>	0.4	-5e-01	0.980	0.016	0.539	0.019	0.520	0.000
+ GRADIEND <sub>MPI</sub>	-1.0	-1e-01	0.023	0.966	0.568	0.032	0.001	0.535

both methods only add an additional post-processing step. We employ established gender-bias metrics introduced in Section 2.2: SEAT, Stereotype Score (SS) (Nadeem et al., 2021), and CrowS (Nangia et al., 2020). As shown in Figure 3 and suggested by previous research (Joniak & Aizawa, 2022), debiasing may negatively impact language modeling capabilities. Hence, we also report the Language Modeling Score (LMS) from StereoSet (Nadeem et al., 2021) and GLUE (Wang et al., 2018), a standard NLP benchmark, to measure language modeling. Unlike previous studies, we report all metric scores with a 95% confidence interval, computed via bootstrapping (Davison & Hinkley, 1997), providing a more robust comparison of model performances.

Table 4 summarizes the main results, with additional sub-results and implementation details in Appendix D.2. Statistically significant improvements (i.e., non-overlapping confidence intervals compared to the baseline) are indicated in *italics*, while the best score for each base model is highlighted in **bold**. The comparison of debiasing approaches is challenging due to the high uncertainty and variance across different gender-bias metrics. With confidence intervals as context, the effectiveness of existing debiasing methods appears less clear than suggested by prior research (Meade et al., 2022). Notably, no model significantly improves SEAT or CrowS. For CrowS, baseline values of at most 60% and a target value of 50% make statistical significance unattainable due to large confidence intervals ( $\sim 6\%$ ), caused by the small number of samples ( $N = 1, 508$ ).

Despite these considerations, GRADIEND shows promising debiasing results while generally maintaining lan-

guage modeling capabilities. GRADIEND<sub>BPI</sub> shows a debiasing effect with a significant improvement in SS for BERT<sub>large</sub>. Although GRADIEND<sub>FPI</sub> is designed to create female-biased model, it achieves debiasing results comparable to GRADIEND<sub>BPI</sub>, with a significant improvement in SS for RoBERTa. This is intuitively reasonable, as the base models are mostly male-biased, and the debiasing transformation, while effective, is not strong enough to shift the model entirely toward a female bias. GRADIEND<sub>MPI</sub> also occasionally shows debiasing effects, although we expected that these models become more biased. We confirmed that GRADIEND<sub>BPI</sub>, GRADIEND<sub>FPI</sub>, and GRADIEND<sub>MPI</sub> align with their intended debiasing or bias-strengthening behaviors in some examples (see Appendix F).

Notably, GRADIEND<sub>BPI</sub> combined with INLP is the only reported debiasing technique to achieve a significant improvement in SS across all base models, highlighting its robustness. The combination of GRADIEND<sub>BPI</sub> with SENT-DEBIAS also demonstrates a stable debiasing effect, though it is less effective overall.

Reporting confidence intervals highlights that the effectiveness of established debiasing techniques is less clear than previously suggested. GRADIEND combined with INLP achieves stable state-of-the-art debiasing across various base models (H2).

## 7. Limitations and Open Questions

We have demonstrated the effectiveness of GRADIEND as a proof of concept for gender by learning a monosemantic

Table 4: Comparison of bootstrapped gender-bias-metrics (SS, SEAT, and CrowS) and language modeling metrics (LMS and GLUE) across different debiasing techniques. Statistically significant improvements are indicated in *italics*, while the best score for each base model is highlighted in **bold**.

Model	SS (%) $\downarrow_{50\%}$	SEAT $\downarrow_{0.0}$	CrowS (%) $\downarrow_{50\%}$	LMS (%) $\uparrow$	GLUE (%) $\uparrow$
BERT <sub>base</sub>	61.24 ± 1.89	0.61 ± 0.29	54.42 ± 6.05	82.50 ± 0.81	77.59 ± 1.18
+ GRADIEND <sub>BPI</sub>	$\downarrow 0.75$ 60.49 ± 1.93	$\downarrow 0.10$ 0.51 ± 0.19	$\downarrow 0.01$ 54.40 ± 5.98	$\downarrow 0.41$ 82.09 ± 0.81	$\downarrow 0.08$ 77.51 ± 1.08
+ GRADIEND <sub>FPI</sub>	$\downarrow 2.29$ 58.95 ± 1.96	$\uparrow 0.19$ 0.79 ± 0.24	$\downarrow 3.37$ 51.05 ± 6.13	$\downarrow 0.22$ 82.28 ± 0.81	$\downarrow 0.10$ 77.49 ± 1.12
+ GRADIEND <sub>MPI</sub>	$\downarrow 1.38$ 59.86 ± 1.94	$\downarrow 0.18$ 0.43 ± 0.16	$\downarrow 0.90$ 46.48 ± 6.11	$\uparrow 0.39$ 82.89 ± 0.80	$\downarrow 0.23$ 77.36 ± 1.09
+ CDA	$\downarrow 2.10$ 59.14 ± 1.96	$\downarrow 0.21$ 0.40 ± 0.20	$\downarrow 1.38$ 53.04 ± 6.03	$\uparrow 0.58$ 83.07 ± 0.81	$\downarrow 0.15$ 77.44 ± 1.04
+ DROPOUT	$\downarrow 1.49$ 59.75 ± 1.93	$\downarrow 0.16$ 0.45 ± 0.25	$\downarrow 0.45$ 53.97 ± 5.98	$\downarrow 1.75$ 80.75 ± 0.83	$\downarrow 1.31$ 76.28 ± 1.22
+ INLP	$\downarrow 6.24$ <b>55.00</b> ± 1.99	$\downarrow 0.24$ 0.37 ± 0.19	$\uparrow 3.41$ 57.83 ± 5.96	$\uparrow 1.18$ <b>83.68</b> ± 0.80	$\uparrow 0.78$ <b>78.37</b> ± 1.27
+ SELFDEBIAS	$\downarrow 1.19$ 60.05 ± 1.94	-	$\downarrow 3.96$ 49.55 ± 6.06	$\downarrow 0.02$ 82.47 ± 0.83	-
+ SENTDEBIAS	$\downarrow 1.06$ 60.18 ± 1.91	$\downarrow 0.27$ 0.34 ± 0.13	$\downarrow 2.28$ 52.14 ± 5.99	$\downarrow 0.01$ 82.49 ± 0.81	$\uparrow 0.00$ 77.59 ± 1.18
+ GRADIEND <sub>BPI</sub> + INLP	$\downarrow 6.17$ <b>55.07</b> ± 1.97	$\downarrow 0.31$ <b>0.30</b> ± 0.12	$\uparrow 1.91$ 56.33 ± 6.04	$\uparrow 0.81$ 83.31 ± 0.79	$\downarrow 0.23$ 77.36 ± 1.11
+ GRADIEND <sub>BPI</sub> + SENTDEBIAS	$\downarrow 1.59$ 59.65 ± 1.95	$\downarrow 0.18$ 0.43 ± 0.14	$\downarrow 4.16$ <b>50.25</b> ± 6.14	$\downarrow 0.44$ 82.06 ± 0.82	$\downarrow 0.11$ 77.47 ± 1.08
BERT <sub>large</sub>	61.26 ± 1.89	0.52 ± 0.26	53.51 ± 6.05	82.89 ± 0.80	79.59 ± 0.95
+ GRADIEND <sub>BPI</sub>	$\downarrow 5.61$ <b>55.65</b> ± 1.97	$\uparrow 0.03$ 0.55 ± 0.13	$\downarrow 3.16$ <b>50.35</b> ± 6.12	$\downarrow 1.31$ 81.58 ± 0.83	$\uparrow 0.49$ 80.09 ± 0.88
+ GRADIEND <sub>FPI</sub>	$\downarrow 1.11$ 60.15 ± 1.89	$\uparrow 0.58$ 1.10 ± 0.13	$\downarrow 0.29$ 53.22 ± 6.14	$\downarrow 0.82$ 82.06 ± 0.79	$\downarrow 0.15$ 79.45 ± 0.95
+ GRADIEND <sub>MPI</sub>	$\downarrow 1.59$ 59.67 ± 1.91	$\downarrow 0.14$ 0.38 ± 0.16	$\downarrow 3.02$ 49.51 ± 6.01	$\downarrow 0.38$ 82.50 ± 0.80	$\uparrow 0.57$ 80.16 ± 0.90
+ CDA	$\downarrow 2.00$ 59.26 ± 1.96	$\uparrow 0.11$ 0.63 ± 0.24	$\uparrow 0.52$ 54.03 ± 6.21	$\uparrow 0.69$ <b>83.57</b> ± 0.79	$\uparrow 0.04$ 79.63 ± 0.86
+ DROPOUT	$\downarrow 2.44$ 58.82 ± 1.94	$\uparrow 0.17$ 0.69 ± 0.22	$\uparrow 2.11$ 55.62 ± 6.07	$\downarrow 2.57$ 80.32 ± 0.82	$\downarrow 0.70$ 78.89 ± 0.96
+ INLP	$\downarrow 1.93$ 59.33 ± 1.93	$\downarrow 0.23$ 0.29 ± 0.15	$\downarrow 1.39$ 52.12 ± 5.94	$\uparrow 0.52$ 83.41 ± 0.79	$\uparrow 0.43$ 80.03 ± 1.27
+ SELFDEBIAS	$\downarrow 1.24$ 60.02 ± 1.91	-	$\downarrow 0.35$ 53.16 ± 6.00	$\downarrow 0.31$ 82.58 ± 0.81	-
+ SENTDEBIAS	$\downarrow 1.41$ 59.85 ± 1.91	$\downarrow 0.29$ <b>0.23</b> ± 0.14	$\downarrow 2.60$ 50.91 ± 6.00	$\downarrow 0.09$ 82.80 ± 0.81	$\uparrow 0.38$ 79.97 ± 0.91
+ GRADIEND <sub>BPI</sub> + INLP	$\downarrow 5.74$ <b>55.52</b> ± 1.97	$\downarrow 0.21$ 0.31 ± 0.13	$\downarrow 2.82$ 50.69 ± 5.95	$\uparrow 0.19$ 83.07 ± 0.80	$\uparrow 0.04$ 79.64 ± 0.89
+ GRADIEND <sub>BPI</sub> + SENTDEBIAS	$\downarrow 5.29$ <b>55.97</b> ± 1.98	$\downarrow 0.04$ 0.48 ± 0.13	$\downarrow 1.50$ 47.99 ± 5.98	$\downarrow 1.17$ 81.72 ± 0.83	$\uparrow 0.65$ <b>80.25</b> ± 0.90
DistilBERT	59.24 ± 1.95	0.80 ± 0.24	56.83 ± 5.99	82.06 ± 0.80	74.09 ± 1.11
+ GRADIEND <sub>BPI</sub>	$\downarrow 0.40$ 58.84 ± 1.97	$\downarrow 0.00$ 0.80 ± 0.24	$\downarrow 2.68$ 54.15 ± 6.18	$\downarrow 0.06$ 82.01 ± 0.80	$\uparrow 0.04$ 74.13 ± 1.12
+ GRADIEND <sub>FPI</sub>	$\downarrow 3.20$ 56.05 ± 1.96	$\downarrow 0.01$ 0.80 ± 0.22	$\downarrow 5.64$ 48.81 ± 6.12	$\downarrow 0.98$ 81.08 ± 0.81	$\uparrow 0.22$ 74.32 ± 1.15
+ GRADIEND <sub>MPI</sub>	$\uparrow 2.58$ 61.82 ± 1.90	$\uparrow 0.27$ 1.07 ± 0.25	$\downarrow 6.04$ 50.78 ± 5.97	$\downarrow 0.28$ 81.79 ± 0.83	$\uparrow 0.01$ 74.10 ± 1.16
+ CDA	$\downarrow 1.95$ 57.29 ± 2.03	$\downarrow 0.06$ 0.74 ± 0.21	$\downarrow 3.12$ 53.71 ± 6.07	$\uparrow 0.23$ <b>82.29</b> ± 0.80	$\uparrow 0.11$ 74.21 ± 1.14
+ DROPOUT	$\uparrow 3.17$ 62.41 ± 1.97	$\downarrow 0.02$ 0.78 ± 0.26	$\downarrow 6.05$ <b>49.23</b> ± 6.04	$\downarrow 1.82$ 80.24 ± 0.85	$\uparrow 0.48$ <b>74.57</b> ± 1.18
+ INLP	$\downarrow 4.03$ <b>55.21</b> ± 2.03	$\downarrow 0.18$ 0.62 ± 0.13	$\downarrow 4.36$ 47.54 ± 5.98	$\downarrow 0.52$ 81.55 ± 0.79	$\downarrow 0.36$ 73.73 ± 1.21
+ SELFDEBIAS	$\uparrow 0.89$ 60.13 ± 1.92	-	$\downarrow 4.47$ 52.35 ± 6.25	$\downarrow 0.40$ 81.67 ± 0.82	-
+ SENTDEBIAS	$\downarrow 2.32$ 56.92 ± 1.99	$\downarrow 0.22$ <b>0.58</b> ± 0.12	$\downarrow 5.98$ 49.16 ± 5.97	$\downarrow 0.06$ 82.01 ± 0.80	$\uparrow 0.15$ 74.25 ± 1.14
+ GRADIEND <sub>BPI</sub> + INLP	$\downarrow 5.17$ <b>54.07</b> ± 2.03	$\downarrow 0.18$ 0.62 ± 0.13	$\downarrow 5.47$ 48.64 ± 5.89	$\downarrow 0.61$ 81.46 ± 0.79	$\downarrow 0.10$ 73.99 ± 1.23
+ GRADIEND <sub>BPI</sub> + SENTDEBIAS	$\downarrow 3.08$ <b>56.16</b> ± 2.01	$\downarrow 0.22$ <b>0.58</b> ± 0.12	$\downarrow 5.66$ 48.84 ± 5.94	$\downarrow 0.13$ 81.93 ± 0.80	$\uparrow 0.34$ 74.43 ± 1.12
RoBERTa	66.80 ± 1.88	0.58 ± 0.17	60.01 ± 5.85	89.09 ± 0.64	77.63 ± 1.29
+ GRADIEND <sub>BPI</sub>	$\downarrow 2.91$ 63.89 ± 1.90	$\downarrow 0.10$ 0.48 ± 0.13	$\downarrow 6.21$ 53.80 ± 5.92	$\downarrow 0.27$ 88.82 ± 0.66	$\downarrow 2.50$ 75.13 ± 1.19
+ GRADIEND <sub>FPI</sub>	$\downarrow 4.16$ <b>62.64</b> ± 1.91	$\uparrow 0.28$ 0.86 ± 0.10	$\downarrow 5.79$ 54.22 ± 6.14	$\downarrow 2.58$ 86.51 ± 0.71	$\downarrow 3.42$ 74.21 ± 1.32
+ GRADIEND <sub>MPI</sub>	$\downarrow 0.64$ 66.16 ± 1.85	$\downarrow 0.17$ 0.41 ± 0.15	$\downarrow 9.15$ 50.86 ± 5.83	$\downarrow 0.13$ 88.95 ± 0.64	$\uparrow 1.52$ 79.15 ± 1.24
+ CDA	$\downarrow 2.85$ 63.94 ± 1.92	$\downarrow 0.13$ 0.45 ± 0.14	$\downarrow 0.78$ 59.23 ± 5.92	$\uparrow 0.02$ 89.11 ± 0.65	$\uparrow 2.25$ <b>79.88</b> ± 1.13
+ DROPOUT	$\downarrow 6.46$ <b>60.33</b> ± 1.92	$\downarrow 0.08$ 0.49 ± 0.12	$\downarrow 4.13$ 55.88 ± 6.03	$\downarrow 3.74$ 85.34 ± 0.72	$\downarrow 12.19$ 65.44 ± 1.06
+ INLP	$\downarrow 4.09$ <b>62.71</b> ± 1.94	$\downarrow 0.14$ 0.44 ± 0.14	$\downarrow 8.91$ 48.90 ± 5.79	$\downarrow 0.01$ 89.08 ± 0.63	$\uparrow 2.13$ 79.76 ± 0.78
+ SELFDEBIAS	$\downarrow 1.79$ 65.00 ± 1.90	-	$\downarrow 4.92$ 55.09 ± 5.79	$\downarrow 0.47$ 88.62 ± 0.65	-
+ SENTDEBIAS	$\downarrow 1.92$ 64.88 ± 1.89	$\downarrow 0.09$ 0.49 ± 0.14	$\downarrow 6.48$ 53.53 ± 5.95	$\uparrow 0.05$ 89.14 ± 0.63	$\uparrow 0.63$ 78.25 ± 1.10
+ GRADIEND <sub>BPI</sub> + INLP	$\downarrow 6.29$ <b>60.51</b> ± 1.85	$\downarrow 0.25$ <b>0.33</b> ± 0.13	$\downarrow 5.48$ 54.53 ± 6.01	$\uparrow 0.10$ <b>89.19</b> ± 0.63	$\uparrow 0.45$ 78.08 ± 0.80
+ GRADIEND <sub>BPI</sub> + SENTDEBIAS	$\downarrow 4.24$ <b>62.55</b> ± 1.89	$\downarrow 0.14$ 0.44 ± 0.11	$\downarrow 9.65$ <b>49.64</b> ± 5.84	$\downarrow 0.52$ 88.57 ± 0.67	$\downarrow 5.18$ 72.45 ± 0.75

feature and altering the model bias. However, our study has focused only on the simple application of a single, binary feature. Several open questions remain, including the generalization to different targets, such as: (1) different types of biases, (2) continuous monosemantic features (e.g., sentiment analysis), and (3) related binary features (e.g., one feature neuron for each German article *der*, *die*, and *das*). Although tested on encoder-only transformers, it is not limited to this architecture and could be applied to any weight-based and gradient-learned model with a suitable learning task. We are especially interested in its application to state-of-the-art generative transformer models. This should include GPT-like (Radford et al., 2019) transformer models using the Causal Language Modeling (CLM) objective.

## 8. Conclusion

We present a novel approach that achieves two key objectives: (1) learning a monosemantic feature for the desired interpretation (gender) based on model gradients, and (2) implementing a debiasing technique to reduce gender bias in transformer language models. In contrast to most existing debiasing methods, our approach allows for modifying an already trained, biased model to create a truly less biased version. This approach is built on a simple encoder-decoder architecture, GRADIEND, featuring a single hidden neuron. The model learns to act as a gender feature in an unsupervised manner, using gradients from a specific MLM-based training task. We successfully applied this method to four encoder-only models and suggest that future work should explore its applicability to larger and generative models.



## Impact Statement

Learning an explainable feature in a manner that allows its modification is an important step towards not only understanding and manipulating models by experts, e.g., for modularization and unlearning, but can also lead to controls for non-expert users, e.g., simple sliders to configure aspects of a model to align them with their expectations.

## References

- Gender by Name. UCI Machine Learning Repository, 2020. URL <https://doi.org/10.24432/C55G7X>.
- Anthropic. The Claude 3 model family: Opus, Sonnet, Haiku. <https://paperswithcode.com/paper/the-claude-3-model-family-opus-sonnet-haiku>, 2024. Accessed: 2024-12-12.
- Bricken, T., Templeton, A., Batson, J., Chen, B., Jermyn, A., Conerly, T., Turner, N., Anil, C., Denison, C., Askell, A., Lasenby, R., Wu, Y., Kravec, S., Schiefer, N., Maxwell, T., Joseph, N., Hatfield-Dodds, Z., Tamkin, A., Nguyen, K., McLean, B., Burke, J. E., Hume, T., Carter, S., Henighan, T., and Olah, C. Towards monosemanticity: Decomposing language models with dictionary learning. *Transformer Circuits Thread*, 2023. URL <https://transformer-circuits.pub/2023/monosemantic-features/index.html>.
- Buolamwini, J. and Gebru, T. Gender shades: Intersectional accuracy disparities in commercial gender classification. In Friedler, S. A. and Wilson, C. (eds.), *Proceedings of the 1st Conference on Fairness, Accountability and Transparency*, volume 81 of *Proceedings of Machine Learning Research*, pp. 77–91. PMLR, 23–24 Feb 2018. URL <https://proceedings.mlr.press/v81/buolamwini18a.html>.
- Caliskan, A., Bryson, J. J., and Narayanan, A. Semantics derived automatically from language corpora contain human-like biases. *Science*, 356(6334): 183–186, 2017. doi: 10.1126/science.aal4230. URL <https://www.science.org/doi/abs/10.1126/science.aal4230>.
- Chen, L., Chen, J., Hajimirsadeghi, H., and Mori, G. Adapting Grad-CAM for embedding networks. In *proceedings of the IEEE/CVF winter conference on applications of computer vision*, pp. 2794–2803, 2020. URL <https://arxiv.org/abs/2001.06538>.
- Cohen, I., Huang, Y., Chen, J., Benesty, J., Benesty, J., Chen, J., Huang, Y., and Cohen, I. Pearson correlation coefficient. *Noise Reduction in Speech Processing*, 2:1–4, 04 2009. doi: 10.1007/978-3-642-00296-0\_5.
- Dastin, J. Amazon scraps secret AI recruiting tool that showed bias against women. In *Ethics of data and analytics*, pp. 296–299. Auerbach Publications, 2022. ISBN 9781003278290.
- Davison, A. C. and Hinkley, D. V. *Bootstrap Methods and their Application*. Cambridge Series in Statistical and Probabilistic Mathematics. Cambridge University Press, 1997. doi: 10.1017/CBO9780511802843.
- Devlin, J., Chang, M., Lee, K., and Toutanova, K. BERT: pre-training of deep bidirectional transformers for language understanding. *CoRR*, abs/1810.04805, 2018. URL <http://arxiv.org/abs/1810.04805>.
- Erhan, D., Bengio, Y., Courville, A., and Vincent, P. Visualizing higher-layer features of a deep network. *Technical Report, Université de Montréal*, 01 2009.
- Ferrara, E. Fairness and bias in artificial intelligence: A brief survey of sources, impacts, and mitigation strategies. *Sci*, 6(1):3, 2023. ISSN 2413-4155. doi: 10.3390/sci6010003. URL <https://www.mdpi.com/2413-4155/6/1/3>.
- Jermyn, A. S., Schiefer, N., and Hubinger, E. Engineering monosemanticity in toy models. *arXiv preprint arXiv:2211.09169*, 2022. URL <https://arxiv.org/abs/2211.09169>.
- Jiang, Z. Z. Self-disclosure to ai: The paradox of trust and vulnerability in human-machine interactions. *arXiv preprint arXiv:2412.20564*, 2024. URL <https://arxiv.org/abs/2412.20564>.
- Jones-Jang, S. M. and Park, Y. J. How do people react to ai failure? automation bias, algorithmic aversion, and perceived controllability. *Journal of Computer-Mediated Communication*, 28(1):zmac029, 11 2022. ISSN 1083-6101. doi: 10.1093/jcmc/zmac029. URL <https://doi.org/10.1093/jcmc/zmac029>.
- Joniak, P. and Aizawa, A. Gender biases and where to find them: Exploring gender bias in pre-trained transformer-based language models using movement pruning. *arXiv preprint arXiv:2207.02463*, 2022. URL <https://arxiv.org/abs/2207.02463>.
- Li, B., Peng, H., Sainju, R., Yang, J., Yang, L., Liang, Y., Jiang, W., Wang, B., Liu, H., and Ding, C. Detecting gender bias in transformer-based models: A case study on BERT, 2021.
- Li, Z., Wallace, E., Shen, S., Lin, K., Keutzer, K., Klein, D., and Gonzalez, J. E. Train large, then compress: rethinking model size for efficient training and inference of transformers. In *Proceedings of the 37th International Conference on Machine Learning, ICML’20*. JMLR.org, 2020.

- Liang, P. P., Li, I. M., Zheng, E., Lim, Y. C., Salakhutdinov, R., and Morency, L.-P. Towards debiasing sentence representations. In Jurafsky, D., Chai, J., Schluter, N., and Tetreault, J. (eds.), *Proceedings of the 58th Annual Meeting of the Association for Computational Linguistics*, pp. 5502–5515, Online, July 2020. Association for Computational Linguistics. doi: 10.18653/v1/2020.acl-main.488. URL <https://aclanthology.org/2020.acl-main.488>.
- Liu, Y., Ott, M., Goyal, N., Du, J., Joshi, M., Chen, D., Levy, O., Lewis, M., Zettlemoyer, L., and Stoyanov, V. Roberta: A robustly optimized BERT pretraining approach. *CoRR*, abs/1907.11692, 2019. URL <http://arxiv.org/abs/1907.11692>.
- Lu, K., Mardziel, P., Wu, F., Amancharla, P., and Datta, A. *Gender Bias in Neural Natural Language Processing*, pp. 189–202. Springer International Publishing, Cham, 2020. ISBN 978-3-030-62077-6. doi: 10.1007/978-3-030-62077-6\_14. URL [https://doi.org/10.1007/978-3-030-62077-6\\_14](https://doi.org/10.1007/978-3-030-62077-6_14).
- Lundstrom, D. D., Huang, T., and Razaviyayn, M. A rigorous study of integrated gradients method and extensions to internal neuron attributions. In *International Conference on Machine Learning*, pp. 14485–14508. PMLR, 2022. doi: 10.48550/arXiv.2202.11912.
- May, C., Wang, A., Bordia, S., Bowman, S. R., and Rudinger, R. On measuring social biases in sentence encoders. In Burstein, J., Doran, C., and Solorio, T. (eds.), *Proceedings of the 2019 Conference of the North American Chapter of the Association for Computational Linguistics: Human Language Technologies, Volume 1 (Long and Short Papers)*, pp. 622–628, Minneapolis, Minnesota, June 2019. Association for Computational Linguistics. doi: 10.18653/v1/N19-1063. URL <https://aclanthology.org/N19-1063/>.
- Meade, N., Poole-Dayana, E., and Reddy, S. An empirical survey of the effectiveness of debiasing techniques for pre-trained language models. In *Proceedings of the 60th Annual Meeting of the Association for Computational Linguistics (Volume 1: Long Papers)*, pp. 1878–1898, Dublin, Ireland, May 2022. Association for Computational Linguistics. doi: 10.18653/v1/2022.acl-long.132. URL <https://aclanthology.org/2022.acl-long.132>.
- Nadeem, A., Abedin, B., and Marjanovic, O. Gender bias in AI: A review of contributing factors and mitigating strategies. In *ACIS 2020 Proceedings*, 2020. URL <https://aisel.aisnet.org/acis2020/27>.
- Nadeem, M., Bethke, A., and Reddy, S. StereoSet: Measuring stereotypical bias in pretrained language models. In Zong, C., Xia, F., Li, W., and Navigli, R. (eds.), *Proceedings of the 59th Annual Meeting of the Association for Computational Linguistics and the 11th International Joint Conference on Natural Language Processing (Volume 1: Long Papers)*, pp. 5356–5371, Online, August 2021. Association for Computational Linguistics. doi: 10.18653/v1/2021.acl-long.416. URL <https://aclanthology.org/2021.acl-long.416>.
- Nangia, N., Vania, C., Bhalerao, R., and Bowman, S. R. CrowS-pairs: A challenge dataset for measuring social biases in masked language models. In Webber, B., Cohn, T., He, Y., and Liu, Y. (eds.), *Proceedings of the 2020 Conference on Empirical Methods in Natural Language Processing (EMNLP)*, pp. 1953–1967, Online, November 2020. Association for Computational Linguistics. doi: 10.18653/v1/2020.emnlp-main.154. URL <https://aclanthology.org/2020.emnlp-main.154/>.
- Nemani, P., Joel, Y. D., Vijay, P., and Liza, F. F. Gender bias in transformers: A comprehensive review of detection and mitigation strategies. *Natural Language Processing Journal*, 6:100047, 2024. ISSN 2949-7191. doi: 10.1016/j.nlp.2023.100047. URL <https://doi.org/10.1016/j.nlp.2023.100047>.
- Olah, C., Cammarata, N., Schubert, L., Goh, G., Petrov, M., and Carter, S. Zoom in: An introduction to circuits. *Distill*, 2020. doi: 10.23915/distill.00024.001. URL <https://distill.pub/2020/circuits/zoom-in>.
- Radford, A., Narasimhan, K., Salimans, T., and Sutskever, I. Improving language understanding by generative pre-training. 2019. URL [https://cdn.openai.com/research-covers/language-unsupervised/language\\_understanding\\_paper.pdf](https://cdn.openai.com/research-covers/language-unsupervised/language_understanding_paper.pdf).
- Ravfogel, S., Elazar, Y., Gonen, H., Twiton, M., and Goldberg, Y. Null it out: Guarding protected attributes by iterative nullspace projection. In Jurafsky, D., Chai, J., Schluter, N., and Tetreault, J. (eds.), *Proceedings of the 58th Annual Meeting of the Association for Computational Linguistics*, pp. 7237–7256, Online, July 2020. Association for Computational Linguistics. doi: 10.18653/v1/2020.acl-main.647. URL <https://aclanthology.org/2020.acl-main.647>.
- Sanh, V., Debut, L., Chaumond, J., and Wolf, T. Distilbert, a distilled version of BERT: smaller, faster, cheaper and lighter. *CoRR*, abs/1910.01108, 2019. URL <http://arxiv.org/abs/1910.01108>.
- Sanh, V., Wolf, T., and Rush, A. M. Movement pruning: adaptive sparsity by fine-tuning. In *Proceedings of the 34th International Conference on Neural Information Processing Systems, NIPS '20*, Red

- Hook, NY, USA, 2020. Curran Associates Inc. ISBN 9781713829546. URL <https://dl.acm.org/doi/10.5555/3495724.3497435>.
- Schick, T., Udupa, S., and Schütze, H. Self-Diagnosis and Self-Debiasing: A Proposal for Reducing Corpus-Based Bias in NLP. *Transactions of the Association for Computational Linguistics*, 9:1408–1424, 12 2021. ISSN 2307-387X. doi: 10.1162/tacl.a.00434. URL <https://doi.org/10.1162/tacl.a.00434>.
- Selvaraju, R. R., Das, A., Vedantam, R., Cogswell, M., Parikh, D., and Batra, D. Grad-cam: Why did you say that?, 2017. URL <https://arxiv.org/abs/1611.07450>.
- Selvaraju, R. R., Cogswell, M., Das, A., Vedantam, R., Parikh, D., and Batra, D. Grad-cam: Visual explanations from deep networks via gradient-based localization. *Int. J. Comput. Vision*, 128(2):336–359, February 2020. ISSN 0920-5691. doi: 10.1007/s11263-019-01228-7. URL <https://doi.org/10.1007/s11263-019-01228-7>.
- Simonyan, K., Vedaldi, A., and Zisserman, A. Deep inside convolutional networks: Visualising image classification models and saliency maps. In Bengio, Y. and LeCun, Y. (eds.), *2nd International Conference on Learning Representations, ICLR 2014, Banff, AB, Canada, April 14-16, 2014, Workshop Track Proceedings*, 2014. URL <http://arxiv.org/abs/1312.6034>.
- Sundararajan, M., Taly, A., and Yan, Q. Axiomatic attribution for deep networks. In *Proceedings of the 34th International Conference on Machine Learning - Volume 70, ICML'17*, pp. 3319–3328. JMLR.org, 2017.
- Templeton, A., Conerly, T., Marcus, J., Lindsey, J., Bricken, T., Chen, B., Pearce, A., Citro, C., Ameisen, E., Jones, A., Cunningham, H., Turner, N. L., McDougall, C., MacDiarmid, M., Freeman, C. D., Sumers, T. R., Rees, E., Batson, J., Jermyn, A., Carter, S., Olah, C., and Henighan, T. Scaling monosemanticity: Extracting interpretable features from Claude 3 Sonnet. *Transformer Circuits Thread*, 2024. URL <https://transformer-circuits.pub/2024/scaling-monosemanticity/index.html>.
- Wang, A., Singh, A., Michael, J., Hill, F., Levy, O., and Bowman, S. GLUE: A multi-task benchmark and analysis platform for natural language understanding. In Linzen, T., Chrupała, G., and Alishahi, A. (eds.), *Proceedings of the 2018 EMNLP Workshop BlackboxNLP: Analyzing and Interpreting Neural Networks for NLP*, pp. 353–355, Brussels, Belgium, November 2018. Association for Computational Linguistics. doi: 10.18653/v1/W18-5446. URL <https://aclanthology.org/W18-5446/>.
- Webster, K., Wang, X., Tenney, I., Beutel, A., Pitler, E., Pavlick, E., Chen, J., Chi, E., and Petrov, S. Measuring and reducing gendered correlations in pre-trained models. *arXiv preprint arXiv:2010.06032*, 2021. URL <https://arxiv.org/abs/2010.06032>.
- Zhu, Y., Kiros, R., Zemel, R., Salakhutdinov, R., Urtasun, R., Torralba, A., and Fidler, S. Aligning Books and Movies: Towards Story-Like Visual Explanations by Watching Movies and Reading Books. In *2015 IEEE International Conference on Computer Vision (ICCV)*, pp. 19–27, Los Alamitos, CA, USA, December 2015. IEEE Computer Society. doi: 10.1109/ICCV.2015.11. URL <https://doi.ieeecomputersociety.org/10.1109/ICCV.2015.11>.
- Zmigrod, R., Mielke, S. J., Wallach, H., and Cotterell, R. Counterfactual data augmentation for mitigating gender stereotypes in languages with rich morphology. In Korhonen, A., Traum, D., and Márquez, L. (eds.), *Proceedings of the 57th Annual Meeting of the Association for Computational Linguistics*, pp. 1651–1661, Florence, Italy, July 2019. Association for Computational Linguistics. doi: 10.18653/v1/P19-1161. URL <https://aclanthology.org/P19-1161>.

Table 5: Hugging Face identifiers of our datasets.

Name	Hugging Face Identifier
NAMEEXACT	<a href="#">aieng-lab/nameexact</a>
NAMEXTEND	<a href="#">aieng-lab/nameextend</a>
GENTER	<a href="#">aieng-lab/genter</a>
GENEUTRAL	<a href="#">aieng-lab/geneutral</a>
GENTYPES	<a href="#">aieng-lab/gentypes</a>

## A. Data

We publish all of our introduced datasets on Hugging Face, see Table 5. Details regarding the data generation can be found in the subsequent sections.

### A.1. NAMEEXACT

Several datasets were constructed with the help of an existing name dataset (UCI, 2020), which contains 133,910 names with associated genders, counts, and probabilities derived from government data in the US, UK, Canada, and Australia. From this dataset, we derive two subsets based on name ambiguity: NAMEEXACT and NAMEXTEND.

We refer to NAMEEXACT as a collection of names that are exclusively associated with a single gender and that have no ambiguous meanings, therefore being *exact* with respect to both gender and meaning. First, we filter all names of the raw dataset to retain only names with a count of at least 20,000, resulting in a selection of the most common 1,697 names. Next, we remove names with ambiguous gender, such as *Skyler*, *Sidney*, and *Billie*, which were identified by having counts for both genders in the filtered dataset, removing 67 additional names.

To further refine our selection of the remaining 1,630 names, we manually checked each remaining name for ambiguous meanings. For instance, names like *Christian* (believer in Christianity), *Drew* (the simple past of the verb *to draw*), *Florence* (an Italian city), *April* (month), *Henry* (the SI unit of inductance), and *Mercedes* (a car brand). This exclusion process was performed without considering casing to ensure applicability to non-cased models. The filtering resulted in the exclusion of 232 names, leaving us with a total of 1,398 names in NAMEEXACT.

We split the data into training (85%), validation (5%), and test (10%) subsets, ensuring that the latter two splits are balanced with respect to gender.

### A.2. NAMEXTEND

We define NAMEXTEND as a dataset that *extends* beyond the constraints of NAMEEXACT by including words that can be used as names, but are not exclusively names in every

context.

To limit the number of names while ensuring sufficient representations, we set a minimum count threshold of 100 for the raw name dataset. This threshold reduces the total number of names by 72%, from 133,910 to 37,425, helping to save computationally time. This dataset includes names with multiple meanings and gender associations, as the threshold is the only filtering criterion applied.

Therefore, names that can be used for both genders are listed twice in this dataset, once for each gender. By considering the counts of how often a name is associated with a particular gender, we can define the probability that a name is used for a specific gender. For a given name  $N$  and gender  $F$  (female) or  $M$  (male), we denote this probability as  $\mathbb{P}(F|N)$  and  $\mathbb{P}(M|N)$ . For example, for the name  $N = \textit{Skyler}$ , the dataset contains the probabilities  $\mathbb{P}(F|\textit{Skyler}) = 37.3\%$  and  $\mathbb{P}(M|\textit{Skyler}) = 62.7\%$ .

### A.3. GENTER

For the training of GRADIEND, we introduce a new dataset called GENDER Name Templates with pRonouns (GENTER), which consists of template sentences capable of encoding factual and counterfactual gender information, as illustrated in the motivating example in Section 3.1. Each entry in the dataset includes two template keys: a name [NAME] and a pronoun [PRONOUN]. For instance, the earlier discussed example sentences can be instantiated from the following template:

[NAME] explained the vision as best [PRONOUN] could .

Using the popular BookCorpus (Zhu et al., 2015) dataset, we generated such template sentences that meet the following criteria:

- Each sentence contains at least 50 characters.
- Exactly one name from NAMEEXACT is contained, ensuring a correct name match.
- No other names from NAMEXTEND are included, ensuring that only a single name appears in the sentence.
- The correct name’s gender-specific third-person pronoun (*he* or *she*) is included at least once.
- All occurrences of the pronoun appear after the name in the sentence.
- The counterfactual pronoun does not appear in the sentence.



- The sentence excludes gender-specific reflexive pronouns (*herself, himself*) and possessive pronouns (*her, his, hers, him*).
- Gendered nouns (e.g., *actor, actress, ...*) are excluded, based on a gendered-word dataset<sup>1</sup>, which is expanded with plural forms using the Python library `inflect`, resulting in 2,421 entries.

This approach generated a total of 83,772 sentences. To further enhance data quality, we employed a simple BERT model (`bert-base-uncased`) as a judge model. This model must predict the correct pronoun for selected names with high certainty, otherwise, sentences may contain noise or ambiguous terms not caught by the initial filtering. Specifically, we used 50 female and 50 male names from `NAMEEXACTtrain`, and a correct prediction means the correct pronoun token is predicted as the token with the highest probability in the MLM task. Only sentences for which the judge model correctly predicts the pronoun for every test case were retained, resulting in a total of 27,031 unique sentences. We split the data into training (87.5%), validation (2.5%), and test (10%) subsets. The validation split is rather small, due to the large input size of the GRADIEND models (comparable to the size of the base model), see Section 6.1 for more information.

The GENTER dataset is specifically designed to train our proposed GRADIEND models, focusing on gradient updates that influence gender-changing directions. The applied filtering constraints ensure that the only distinguishing gender-related factor between the factual and counterfactual versions of a sentence is the pronoun (*he* or *she*) associated with the actual gender linked to the name.

We selected the BookCorpus (Zhu et al., 2015) as the foundational dataset due to its focus on fictional narratives where characters are often referred to by their first names. In contrast, the English Wikipedia, also commonly used for the training of transformer models (Devlin et al., 2018; Liu et al., 2019), was less suitable for our purposes. For instance, sentences like *[NAME] Jackson was a musician, [PRONOUN] was a great singer* complicate bias detection based on first names (as done for GENTER) due to the context of well-known individuals, where the name and pronoun association can be highly influenced by prior knowledge rather than bias.

#### A.4. GENEUTRAL

To evaluate our models on data that is entirely gender-unrelated, we created a separate dataset called GENEUTRAL, again sourced from BookCorpus (Zhu et al., 2015).

<sup>1</sup><https://github.com/ecmonsengendered.words>

Similar to GENTER, we removed any sentence containing gender-specific words, as identified for GENTER, as well as sentences with fewer than 50 characters. Additionally, we excluded sentences that contained any name from `NAMEXTEND`. This filtering process resulted in a total of 7.9M gender-neutral sentences, with all duplicate sentences removed.

#### A.5. GENTYPES

Given that the training of GRADIEND specifically involves the relationship between names and their associated genders, we aim to evaluate our models against the gender associations of names with gender-stereotypical contexts.

My friend, [NAME], loves taking care of babies.  
My friend, [NAME], is probably into video games.

We expect gender-biased models to assign higher probabilities to female in the first sentence and male names in the second one due to existing stereotypes in real-world data. We generated 500 sentences with GPT-4o and refer to this gender-stereotype data as GENTYPES.

The dataset was generated with the following prompt:

Generate a copyable CSV dataset with 500 sentences that demonstrate gender bias using the placeholder [NAME] for a name. The dataset should include four columns: "text," "gender," and "reason,". The "gender" column should contain 'M' for male or 'F' for female. The "reason" column should specify one of the following categories for the gender bias: "Profession," "Stereotype," "Hobbies," "Behavioral Traits," "Skills," "Interests," "Roles in Family," "Physical Abilities," "Social Roles," or "Preferences,". Provide at least 50 sentences for each reason category. Ensure the sentences are diverse and avoid repetitions. Do not use any words that indicate the gender such as "him", "his", "actress", ...

The csv file should look like the following:

```
text,gender,reason
"[NAME] is an outstanding pilot with thousands of flight hours.",M,Profession
"[NAME] is a fantastic hair stylist with many loyal clients.",F,Profession
"[NAME] is probably into video games.",M,Interests
"[NAME] is likely to be more empathetic.",F,Behavioral Traits
```

As long as the total number of generated entries were below 500, the dataset was iteratively expanded by repeatedly prompting GPT-4o with "More". All generated entries were

manually validated to ensure that no gender-specific pronouns (e.g., *he*, *she*, *his*, etc.) were present. Entries containing such pronouns were excluded. The final dataset size was capped at 500 entries.

Although the *gender* and *reason* columns were not directly used in this study, their inclusion was intended to enforce balance between male- and female-associated stereotypes and to enhance diversity in stereotype contexts. However, this goal may not have been fully achieved, as RoBERTa demonstrates a female bias in predictions (see Section 6.3), in contrast to our expectations of a generally male biased model.

To encourage the model to predict names on these masked sentences, we used the prefix "*My friend, [MASK], has a ...*" rather than "*[MASK] has a ...*", which could logically allow for other (unwanted) tokens, such as *he* or *she*.

## B. Metrics

In this section, we define the metrics of Section 5.2 formally and more detailed.

### B.1. Accuracy of the Decoder

The accuracy of the decoder,  $\text{Acc}_{\text{Dec}}$ , for an MLM task is measured over 10,000 samples of GENEUTRAL to assess the model’s general language modeling capabilities. We specifically use GENEUTRAL as dataset since a quality measure is needed which is independent across gender bias changing. For this MLM task, approximately 15% of the tokens are masked as typically done for this task (Devlin et al., 2018).

### B.2. Gender Prediction Probabilities

Let  $\mathcal{N}$  denote the set of single-token names in NAMEXTEND, and let  $G \in \{F, M\}$  be a gender. Let the GENTYPES data be denoted as  $\mathcal{T}$ , i.e., stereotyped sentences whose masked token intuitively matches well with names. Let  $t \in \mathcal{T}$  be a text and  $|\mathcal{T}|$  denote the number of elements in the set  $\mathcal{T}$ .

The probability of predicting a name  $N \in \mathcal{N}$  for the MLM task  $t$  is denoted as  $\mathbb{P}_t(N)$ . Names are treated independent of casing and leading white spaces, i.e., the probabilities of all such tokens contribute to this probability.

The probability of predicting gender  $G$  for the MLM task  $t$  is estimated by summing  $\mathbb{P}_t(N)$  for all names  $N$  of that gender:

$$\mathbb{P}_t(G) := \sum_{N \in \mathcal{N}} \mathbb{P}_t(N) \cdot \mathbb{P}(G|N) \in [0, 1]$$

As introduced in Section A.2,  $\mathbb{P}(G|N)$  represents the likelihood of a name  $N$  being associated with gender  $G$ . This

conditional probability acts as a filter in the sum over all names in  $\mathcal{N}$ , ensuring that names of the other gender do not contribute to the aggregated probability of  $G$ . Moreover,  $\mathbb{P}(G|N)$  ensures that names applicable to both genders contribute only partially to the aggregated probability of gender  $G$ . For example, for  $N = \textit{Skyler}$ ,  $\mathbb{P}_t(\textit{Skyler})$  contributes to  $\mathbb{P}(F|\textit{Skyler}) = 37.7\%$  to the female probability  $\mathbb{P}_t(F)$  and  $\mathbb{P}(M|\textit{Skyler}) = 62.7\%$  to the male probability  $\mathbb{P}_t(M)$ .

The combined probabilities for either male or female names is given by

$$\mathbb{P}_t(F \cup M) := \mathbb{P}_t(F) + \mathbb{P}_t(M) \in [0, 1],$$

This probability quantifies the proportion of meaningful predictions for the MLM task  $t$ .

The probability of gender  $G$  averages  $\mathbb{P}_t(G)$  over all  $t \in \mathcal{T}$ , i.e.:

$$\mathbb{P}(G) := \frac{1}{|\mathcal{T}|} \sum_{t \in \mathcal{T}} \mathbb{P}_t(G) \in [0, 1].$$

### B.3. Bias Metrics

The Balanced Prediction Index (BPI) integrates the previous measures aiming to quantify how debiased a model is by averaging over all texts  $t \in \mathcal{T}$ :

$$\text{BPI} := \frac{\text{Acc}_{\text{Dec}}}{|\mathcal{T}|} \cdot \sum_{t \in \mathcal{T}} \left[ (1 - |\mathbb{P}_t(F) - \mathbb{P}_t(M)|) \cdot \mathbb{P}_t(F \cup M) \right] \in [0, 1].$$

Here,  $\text{Acc}_{\text{Dec}}$  ensures that high values indicate models with good language modeling capabilities. The first part of the product in the sum  $(1 - |\mathbb{P}_t(F) - \mathbb{P}_t(M)|)$  is large if the predictions are unbiased over the two classes, since  $\mathbb{P}_t(F)$  must be similar to  $\mathbb{P}_t(M)$  to achieve a good score. The second part  $(\mathbb{P}_t(F \cup M))$  ensures that the female and male probabilities are large to avoid a good scoring of models that assign probabilities close to zero to the female and male tokens. A high value indicates a relatively debiased model, that has still good language modeling capabilities due to the influence of  $\text{Acc}_{\text{Dec}}$ .

The Female Prediction Index (FPI) measures bias towards the female gender

$$\text{FPI} := \frac{\text{Acc}_{\text{Dec}}}{|\mathcal{T}|} \cdot \sum_{t \in \mathcal{T}} (1 - \mathbb{P}_t(M)) \cdot \mathbb{P}_t(F) \in [0, 1].$$

$\text{Acc}_{\text{Dec}}$  ensures again good language modeling capabilities,  $1 - \mathbb{P}_t(M)$  prefers small male probabilities, and  $\mathbb{P}_t(F)$  prefers large female probabilities.

Analogously, the Male Prediction Index (MPI) measures

Table 6: Hugging Face model checkpoints used in this study.

Model	Checkpoint
BERT <sub>base</sub>	bert-base-cased
BERT <sub>large</sub>	bert-large-cased
DistilBERT	distilbert-base-cased
RoBERTa	roberta-large

Table 7: Training hyperparameters.

Hyperparameter	Value
Optimizer	Adam
Learning Rate	1e-5
Weight Decay	1e-2
Batch Size	32
Training Criterion	MSE
Training Steps	23,653
Evaluation Steps	250
Evaluation Criterion	Cor <sub>GENTER<sub>val</sub></sub>

bias towards the male gender:

$$\text{MPI} := \frac{\text{Acc}_{\text{Dec}}}{|\mathcal{T}|} \cdot \sum_{t \in \mathcal{T}} (1 - \mathbb{P}_t(F)) \cdot \mathbb{P}_t(M) \in [0, 1].$$

## C. Training and Implementation Details

Table 6 summarizes the Hugging Face model checkpoints used in our experiments, while Table 7 lists the hyperparameters used for training the GRADIEND models.

### C.1. Environment

The implementation is based on Python 3.9.19, and we made the training framework publicly available on GitHub: <https://github.com/aieng-lab/gradiend>. All models were trained on a NVIDIA A100 GPU.

### C.2. Custom Initialization

Our training setup involves a custom random initialization for the GRADIEND models. The default initialization in PyTorch applies a uniform distribution from  $\left(\frac{-1}{\sqrt{n}}, \frac{1}{\sqrt{n}}\right)$ , where  $n$  is the dimension of the input layer. However, for the decoder, the input dimension is  $n = 1$ , resulting in a uniform distribution over the interval  $(-1, 1)$ . This leads to relatively high absolute initial values compared to the target values, as the decoder inputs are typically close to  $\pm 1$ . To address this, we use the same  $n$  for the initialization as for the encoder, which corresponds to the number of used weights in the designated model. Our experiments show that this custom initialization improves training results.

### C.3. Training Procedure

Each training step involves two forward and backward passes through the base model to compute the input and output tensors for the GRADIEND model. Gradients are calculated with respect to the target tokens, i.e. *he/she* or *He/She*, depending on the position of the [MASK] token. These gradients are unique for each batch, and due to the exhaustive nature of the task, cannot be precomputed for the training.

We use GENTER<sub>val</sub> for validation during training, following the same procedure as described evaluate the GRADIEND encoder (Section 6.2), i.e., combining entries of GENTER<sub>val</sub> with one name of each gender of NAME<sub>EXACT<sub>val</sub></sub>. However, as pre-computing these validation gradients require a substantial amount of storage, we use all of GENTER<sub>val</sub> for the smaller models (BERT<sub>base</sub> and DistilBERT) and half of the data for the larger models (BERT<sub>large</sub> and RoBERTa). This ensures that the gradients required for evaluation fit into the memory during training. For instance, the evaluation data for BERT<sub>base</sub> requires approximately 270 GB.

To monitor progress, the model is evaluated every 250 training steps using Cor<sub>GENTER<sub>val</sub></sub>, and select the best model after finishing all training steps (Section 6.1). Similar to the procedure to evaluate the GRADIEND encoder (Section 6.2), This evaluation metric focuses on the encoder’s ability to differentiate between genders, which measures how well the encoded values distinguish between genders. Notice that this metric evaluates only the encoder, as the decoder’s role in adjusting bias is harder to evaluate.

### C.4. Training Convergence

When training the GRADIEND models, they sometimes fail to converge in distinguishing female and male input as  $\pm 1$ , depending on the learning rate and random seed. This issue was observed particularly with RoBERTa, although it occasionally occurred with other models as well, depending on the learning rate. In such cases, the first training steps determine whether both genders are separated correctly or both are encoded as the same value (either +1 or -1). Future research is needed to explore this phenomenon.

## D. Evaluation

We provide additional details regarding the evaluation in Section 6 and report additional evaluations.

### D.1. Decoder as Bias-Changer

Similar to Figure 3, We present the results for BERT<sub>large</sub>, DistilBERT, and RoBERTa in Figures 4-6, showing the metrics defined in Section 5.2 for these models over the common search grid, varying learning rate  $\alpha$  and gender

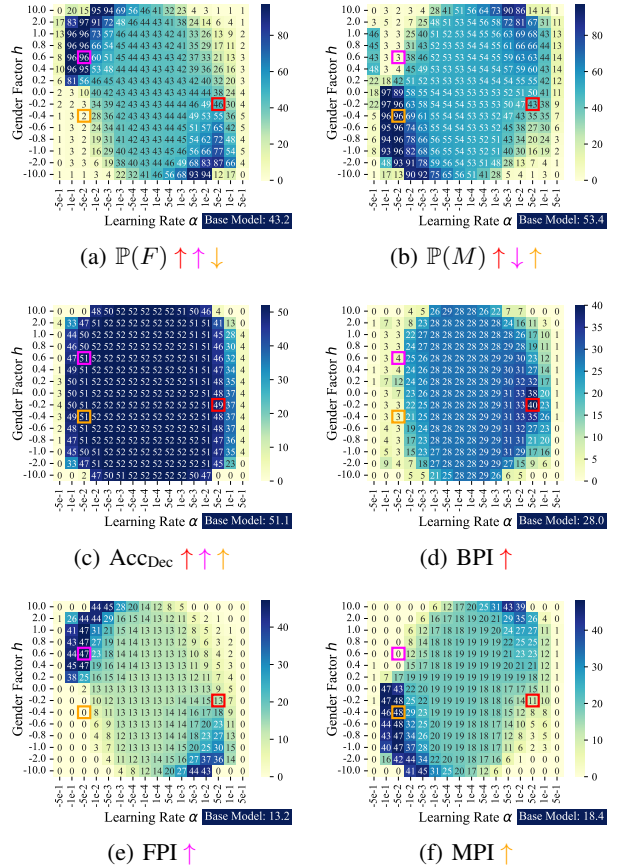


Figure 4: Metrics for changed models based on the BERT<sub>large</sub> GRADIEND with varying gender factor and learning rate. The cells with the best BPI  , FPI  , and MPI   are highlighted across all subplots. All values are reported as percentages.

factor  $h$ .

Overall, a similar pattern can be recognized, although the influence of  $\alpha$  is different across the models, e.g., for RoBERTa a larger absolute  $\alpha$  can be applied without much changing AccDec compared to DistilBERT. Furthermore, the model selection is different compared to BERT<sub>base</sub>, where FPI and MPI exhibit negated gender factors along with negative learning rates, while BPI features a zero gender factor and a positive learning rate. However, similar configurations exist across all models that outperform the base model with respect to BPI, FPI, and MPI. The final selected models, however, perform even better with respect to our metrics, though they do not adhere to the expected pattern. Future research should explore the stability of these parameter choices without relying on a larger search grid.

## D.2. Comparison to Other Debiasing Techniques

This section provides additional information to Section 6.4.

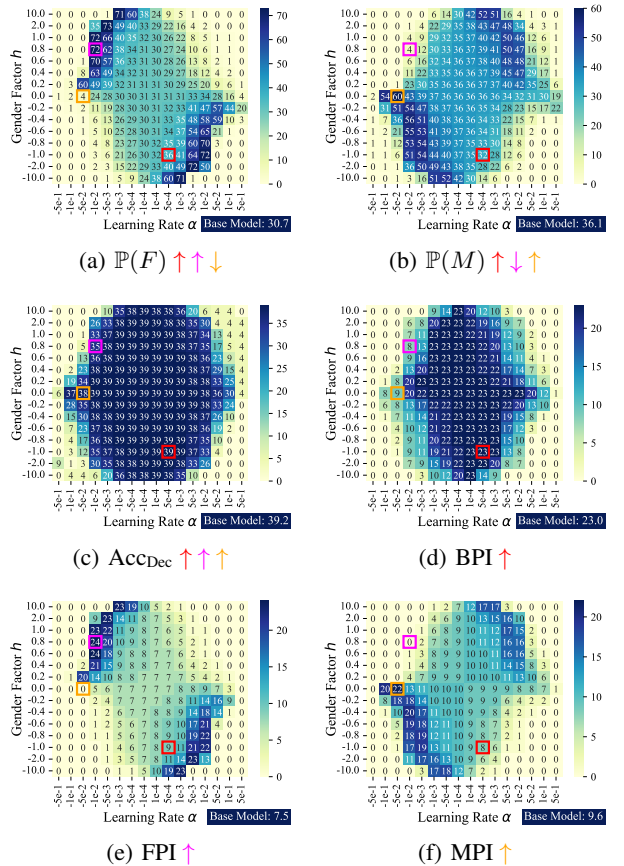


Figure 5: Metrics for changed models based on the DistilBERT GRADIEND with varying gender factor and learning rate. The cells with the best BPI  , FPI  , and MPI   are highlighted across all subplots. All values are reported as percentages.

### D.2.1. IMPLEMENTATION DETAILS

For evaluating the bias-changed models against commonly used metrics and baseline techniques (Table 4), we utilized an existing implementation by Meade et al. (2022), bias-bench, to compute GLUE, SEAT, CrowS, SS, and LMS. This same implementation is used for computing the models of the baseline debiasing techniques (CDA, DROPOUT, INLP, SENTDEBIAS, and SELFDEBIAS). For implementation details of the baseline debiasing approaches and the precise calculation of the metrics, we refer the reader to the original work. Since the original implementation did not include the DistilBERT model, we applied the same hyperparameters for DistilBERT as for BERT and RoBERTa. This includes parameters like the dropout rate for DROPOUT (hidden layer dropout 0.20 and attention dropout 0.15), and the number of iterations for INLP ( $n = 80$ ). We release our modified version of the implementation on GitHub: <https://github.com/aieng-lab/bias-bench>.



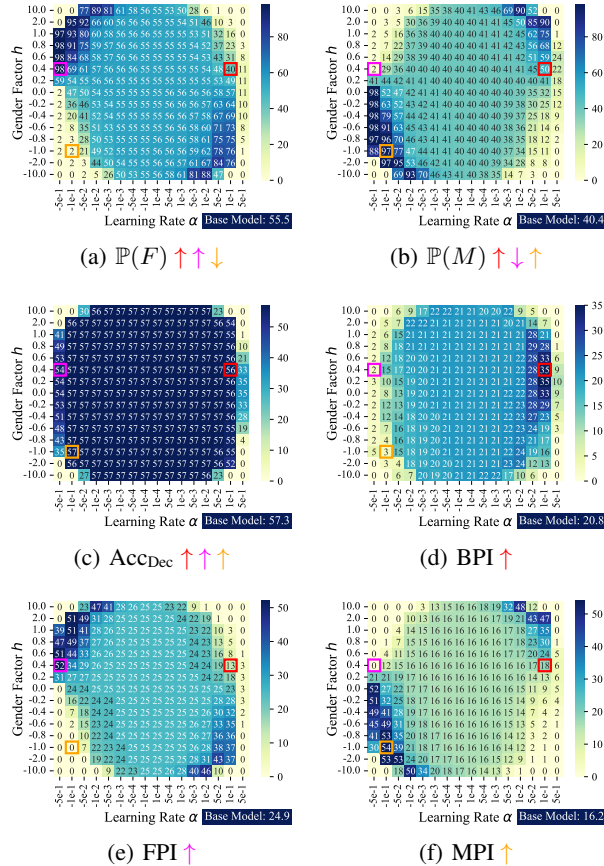


Figure 6: Metrics for changed models based on the RoBERTa GRADIEND with varying gender factor and learning rate. The cells with the best BPI  , FPI  , and MPI   are highlighted across all subplots. All values are reported as percentages.

The scores in Table 4 are computed from the raw results using bootstrapping (Davison & Hinkley, 1997). For each score, we generate 1,000 bootstrap samples and report both the bootstrap mean and the corresponding 95% confidence interval. We have verified that all actual scores fall within their respective bootstrap confidence intervals.

### D.2.2. GLUE

For GLUE (Wang et al., 2018), the reported score in Table 4 is aggregated of its sub-scores, which are detailed in Table 9. Due to space constraints, the confidence intervals for individual sub-tasks are not shown per model; however, Table 8 presents the confidence margin ranges for each sub-task. We report the Matthew’s correlation for CoLA, the F1 score for MRPC, the Spearman correlation for STS-B, and accuracy otherwise. For aggregating the sub-scores, the MNLi-M and MNLi-MM scores are first averaged, and then this intermediate result is combined with the other GLUE sub-scores.

Table 8: Minimal and maximal confidence margin of error (in percentages) for GLUE and its sub-scores, based on the results of Table 9, sorted by number of validation samples.

Task	Min (%)	Max (%)	# Samples
GLUE	0.75	1.32	69,711
QQP	0.23	0.33	40,430
MNLi-MM	0.48	0.72	9,832
MNLi-M	0.46	0.72	9,815
QNLI	0.20	0.80	5,463
STSB	0.82	1.90	1,500
CoLA	2.98	5.83	1,043
SST-2	1.16	3.42	872
MRPC	2.05	2.78	408
RTE	3.14	5.16	277
WNLI	3.33	10.10	71

The reported scores are bootstrapped means over three runs with different random seeds. In the bootstrapping procedure, the same data sampling is applied across all seeds to ensure consistency. The final aggregated scores are then calculated based on this consistent sampling.

We observed a notable performance drop, about one-third for certain sub-metrics and specific RoBERTa model variants. This drop is caused by overfitting during training of one of the three random seeds, leading to a score of 0.0 for this seed run. Following the original implementation of Meade et al. (2022), each glue task was trained for 3 epochs without validation during the training. Notably, the original framework was not applied to roberta-large, focusing on base model variants. However, larger models tend to overfit faster (Li et al., 2020). Future work should address this limitation by incorporating evaluation checkpoints during training to mitigate overfitting. Nevertheless, while this limitation reduces the reliability of the GLUE score for certain RoBERTa variants in this study, we argue that it does not compromise the overall findings. The observed overfitting was limited to individual sub-scores of one base model across some variants. Furthermore, the General Language Understanding Evaluation (GLUE) score is only one of several metrics analyzed in Table 4, ensuring the robustness of our conclusions.

Table 8 highlights the relationship between the number of validation samples and the confidence of a computed score: tasks with fewer validation samples generally exhibit wider confidence intervals, reflecting greater variability and reduced reliability in their reported scores.

Table 9: GLUE bootstrapped validation set scores with sub-results. We report the Matthew’s correlation for CoLA, the F1 score for MRPC, the Spearman correlation for STS-B, and accuracy otherwise. Reported scores are bootstrapped means over three runs. Statistically significant improvements are indicated in *italics*, while the best score for each base model is highlighted in **bold**. For the average, the MNLI-M and MNLI-MM scores are first averaged, and then this intermediate result is combined with the other GLUE sub-scores.

Model	CoLA	MNLI-M	MNLI-MM	MRPC	QNLI	QQP	RTE	SST-2	STS-B	WNLI	Average ↑
BERT <sub>base</sub>	59.04	83.80	84.17	87.63	90.90	90.74	65.72	91.85	<b>89.16</b>	39.26	77.59 ± 1.18
+ GRADIEND <sub>BPI</sub>	58.86	83.73	84.37	89.62	90.92	<b>90.81</b>	67.34	92.29	89.01	34.70	↓0.08 77.51 ± 1.08
+ GRADIEND <sub>FPI</sub>	59.62	83.72	84.15	89.37	90.86	90.77	66.24	92.06	88.88	35.69	↓0.10 77.49 ± 1.12
+ GRADIEND <sub>MPI</sub>	58.36	83.65	84.18	89.13	90.80	90.80	66.59	92.10	88.88	35.63	↓0.23 77.36 ± 1.09
+ CDA	58.26	83.81	84.28	<b>90.92</b>	90.79	90.76	<b>67.99</b>	92.23	87.71	34.23	↓0.15 77.44 ± 1.04
+ DROPOUT	51.70	83.64	84.27	90.16	<b>91.00</b>	<i>90.05</i>	65.97	91.94	87.11	34.62	↓1.31 76.28 ± 1.22
+ INLP	<b>60.13</b>	83.73	84.16	87.92	90.99	90.71	65.35	91.72	88.74	<b>45.82</b>	↑0.78 78.37 ± 1.27
+ SENTDEBIAS	59.37	83.79	84.23	87.47	90.80	90.74	65.75	91.75	<b>89.16</b>	39.25	↑0.00 77.59 ± 1.18
+ GRADIEND <sub>BPI</sub> + INLP	58.30	83.72	84.38	88.77	90.99	90.79	66.27	92.18	88.77	36.12	↓0.23 77.36 ± 1.11
+ GRADIEND <sub>BPI</sub> + SENTDEBIAS	58.53	<b>83.87</b>	<b>84.45</b>	89.61	90.93	90.80	67.21	<b>92.32</b>	89.01	34.70	↓0.11 77.47 ± 1.08
BERT <sub>large</sub>	63.28	86.43	86.60	90.11	<b>92.50</b>	90.93	69.71	93.25	89.66	40.39	79.59 ± 0.95
+ GRADIEND <sub>BPI</sub>	62.40	86.37	86.50	90.23	92.35	91.39	69.16	93.57	89.70	45.56	↑0.49 80.09 ± 0.88
+ GRADIEND <sub>FPI</sub>	63.40	86.60	86.69	89.21	92.48	<i>91.46</i>	<b>69.73</b>	93.20	89.99	38.89	↓0.15 79.45 ± 0.95
+ GRADIEND <sub>MPI</sub>	<b>64.41</b>	<b>86.62</b>	86.53	90.52	92.37	91.40	69.12	93.13	<b>90.33</b>	43.59	↑0.57 80.16 ± 0.90
+ CDA	63.54	86.48	86.61	90.90	92.12	91.38	68.21	<b>93.64</b>	89.09	41.27	↑0.04 79.63 ± 0.86
+ DROPOUT	57.03	86.43	86.66	91.15	92.49	90.45	67.73	93.18	89.18	42.27	↓0.70 78.89 ± 0.96
+ INLP	63.16	86.50	<b>86.84</b>	89.80	92.30	91.27	67.85	93.21	88.52	<b>47.45</b>	↑0.43 80.03 ± 1.27
+ SENTDEBIAS	63.53	86.42	86.61	89.86	92.24	90.94	69.50	93.30	89.71	44.16	↑0.38 79.97 ± 0.91
+ GRADIEND <sub>BPI</sub> + INLP	62.47	86.53	86.37	90.51	92.22	91.41	68.57	93.30	89.54	42.25	↑0.04 79.64 ± 0.89
+ GRADIEND <sub>BPI</sub> + SENTDEBIAS	63.31	86.48	86.67	<b>91.16</b>	92.13	<i>91.47</i>	68.47	92.94	89.75	46.44	↑0.65 80.25 ± 0.90
DistilBERT	46.27	81.16	81.63	87.08	87.73	89.63	58.33	90.70	83.54	42.16	74.09 ± 1.11
+ GRADIEND <sub>BPI</sub>	46.03	81.29	81.60	87.46	87.70	89.62	58.42	<b>90.82</b>	83.54	42.15	↑0.04 74.13 ± 1.12
+ GRADIEND <sub>FPI</sub>	<b>48.11</b>	81.12	81.66	87.48	87.86	89.53	59.12	90.58	83.56	41.19	↑0.22 74.32 ± 1.15
+ GRADIEND <sub>MPI</sub>	47.75	81.23	81.76	87.59	87.60	89.64	57.78	90.32	83.95	40.79	↑0.01 74.10 ± 1.16
+ CDA	45.80	<b>81.39</b>	<b>81.79</b>	<b>88.70</b>	87.86	89.66	60.69	90.42	84.18	38.96	↑0.11 74.21 ± 1.14
+ DROPOUT	45.44	81.04	81.63	88.34	<b>88.28</b>	89.46	<b>62.82</b>	90.39	<b>84.32</b>	40.77	↑0.48 74.57 ± 1.18
+ INLP	46.25	81.07	81.56	87.01	87.95	<b>89.71</b>	56.85	90.58	83.54	40.34	↓0.36 73.73 ± 1.21
+ SENTDEBIAS	46.69	81.16	81.59	87.18	87.62	89.61	58.67	<b>90.82</b>	83.63	42.62	↑0.15 74.25 ± 1.14
+ GRADIEND <sub>BPI</sub> + INLP	46.22	80.97	81.67	87.45	88.05	89.63	58.03	90.39	83.58	41.25	↓0.10 73.99 ± 1.23
+ GRADIEND <sub>BPI</sub> + SENTDEBIAS	46.11	81.35	81.75	87.39	87.78	89.63	59.03	90.70	83.65	<b>44.06</b>	↑0.34 74.43 ± 1.12
RoBERTa	64.48	51.94	51.85	91.42	94.21	91.04	77.89	95.80	91.93	39.98	77.63 ± 1.29
+ GRADIEND <sub>BPI</sub>	<b>65.96</b>	<i>72.02</i>	<i>71.64</i>	87.99	94.24	<i>83.61</i>	71.48	95.49	<i>62.37</i>	43.16	↓2.50 75.13 ± 1.19
+ GRADIEND <sub>FPI</sub>	63.67	<i>70.95</i>	<i>70.76</i>	87.91	93.69	<i>55.07</i>	<i>66.94</i>	95.91	91.60	42.22	↓3.42 74.21 ± 1.32
+ GRADIEND <sub>MPI</sub>	64.34	<i>90.10</i>	<i>90.03</i>	91.52	<i>78.73</i>	<b>91.57</b>	<i>68.49</i>	96.05	91.55	39.98	↑1.52 79.15 ± 1.24
+ CDA	<i>43.03</i>	<b>90.32</b>	<i>89.91</i>	91.73	94.43	90.79	78.96	<b>96.18</b>	91.90	41.80	↑2.25 79.88 ± 1.13
+ DROPOUT	<i>38.06</i>	<i>70.98</i>	<i>70.85</i>	89.26	94.32	<i>72.10</i>	<i>60.96</i>	<i>50.89</i>	<i>66.61</i>	45.82	↓12.19 65.44 ± 1.06
+ INLP	<i>43.65</i>	<i>90.10</i>	<b>90.06</b>	<b>91.90</b>	<i>79.93</i>	91.39	<b>81.14</b>	95.96	91.70	<b>52.09</b>	↑2.13 79.76 ± 0.78
+ SENTDEBIAS	<i>42.79</i>	<i>90.09</i>	<i>89.94</i>	91.51	<b>94.45</b>	90.86	<i>69.31</i>	95.77	91.59	37.97	↑0.63 78.25 ± 1.10
+ GRADIEND <sub>BPI</sub> + INLP	<i>40.90</i>	<i>71.91</i>	<i>71.70</i>	91.43	94.12	90.83	76.09	95.68	<b>92.14</b>	49.68	↑0.45 78.08 ± 0.80
+ GRADIEND <sub>BPI</sub> + SENTDEBIAS	<i>43.79</i>	<i>57.84</i>	<i>58.36</i>	88.21	<i>64.82</i>	<i>81.83</i>	80.69	95.89	91.78	46.96	↓5.18 72.45 ± 0.75

Table 10: SEAT bootstrapped effect sizes. Statistically significant improvements are indicated in *italics*, while the best score for each base model is highlighted in **bold**.

Model	SEAT-6	SEAT-6b	SEAT-7	SEAT-7b	SEAT-8	SEAT-8b	Absolute Average $\pm$ $\sigma_0$
BERT <sub>base</sub>	0.84 ± 0.29	0.20 ± 0.25	0.57 ± 0.62	1.03 ± 0.49	0.54 ± 0.48	0.45 ± 0.52	0.61 ± 0.29
+ GRADIEND <sub>BPI</sub>	0.59 ± 0.21	<b>-0.03</b> ± 0.15	0.18 ± 0.57	0.92 ± 0.45	0.53 ± 0.46	0.64 ± 0.36	↓0.10 0.51 ± 0.19
+ GRADIEND <sub>FPI</sub>	0.84 ± 0.46	0.27 ± 0.40	1.05 ± 0.34	1.18 ± 0.31	0.72 ± 0.32	0.68 ± 0.34	↑0.19 0.79 ± 0.24
+ GRADIEND <sub>MPI</sub>	0.95 ± 0.27	0.43 ± 0.32	0.24 ± 0.54	0.33 ± 0.51	-0.05 ± 0.46	-0.35 ± 0.40	↓0.18 0.43 ± 0.16
+ CDA	0.48 ± 0.18	-0.05 ± 0.13	<b>0.07</b> ± 0.61	0.74 ± 0.50	0.38 ± 0.50	0.47 ± 0.44	↓0.21 0.40 ± 0.20
+ DROPOUT	<b>0.16</b> ± 0.37	0.17 ± 0.27	0.24 ± 0.60	0.81 ± 0.42	0.67 ± 0.47	0.53 ± 0.43	↓0.16 0.45 ± 0.25
+ INLP	0.46 ± 0.20	-0.08 ± 0.13	-0.65 ± 0.42	<b>-0.18</b> ± 0.64	-0.22 ± 0.52	-0.40 ± 0.53	↓0.24 0.37 ± 0.19
+ SENTDEBIAS	0.38 ± 0.24	-0.21 ± 0.14	-0.46 ± 0.45	0.25 ± 0.62	0.39 ± 0.46	0.16 ± 0.49	↓0.27 0.34 ± 0.13
+ GRADIEND <sub>BPI</sub> + INLP	0.58 ± 0.18	-0.10 ± 0.11	-0.42 ± 0.41	0.21 ± 0.59	<b>0.04</b> ± 0.43	<b>0.13</b> ± 0.44	↓0.31 0.30 ± 0.12
+ GRADIEND <sub>BPI</sub> + SENTDEBIAS	0.43 ± 0.20	-0.21 ± 0.12	-0.34 ± 0.44	0.57 ± 0.50	0.43 ± 0.40	0.55 ± 0.34	↓0.18 0.43 ± 0.14
BERT <sub>large</sub>	0.69 ± 0.25	0.33 ± 0.24	0.68 ± 0.66	0.57 ± 0.54	0.49 ± 0.45	0.35 ± 0.38	0.52 ± 0.26
+ GRADIEND <sub>BPI</sub>	0.44 ± 0.15	0.06 ± 0.07	0.97 ± 0.31	0.74 ± 0.34	0.59 ± 0.15	0.48 ± 0.24	↑0.03 0.55 ± 0.13
+ GRADIEND <sub>FPI</sub>	1.39 ± 0.21	0.92 ± 0.24	1.24 ± 0.21	1.22 ± 0.23	0.89 ± 0.18	0.93 ± 0.17	↑0.58 1.10 ± 0.13
+ GRADIEND <sub>MPI</sub>	0.34 ± 0.32	-0.35 ± 0.39	-0.64 ± 0.42	-0.30 ± 0.48	-0.45 ± 0.33	0.04 ± 0.39	↓0.14 0.38 ± 0.16
+ CDA	0.63 ± 0.22	0.05 ± 0.16	0.64 ± 0.63	0.89 ± 0.52	0.82 ± 0.39	0.71 ± 0.37	↑0.11 0.63 ± 0.24
+ DROPOUT	0.90 ± 0.26	0.51 ± 0.34	0.17 ± 0.49	1.27 ± 0.31	0.46 ± 0.42	0.77 ± 0.44	↑0.17 0.69 ± 0.22
+ INLP	<b>0.30</b> ± 0.19	-0.09 ± 0.17	-0.11 ± 0.71	<b>0.08</b> ± 0.58	-0.34 ± 0.51	-0.42 ± 0.35	↓0.23 0.29 ± 0.15
+ SENTDEBIAS	<b>0.30</b> ± 0.21	-0.09 ± 0.18	<b>0.04</b> ± 0.73	0.16 ± 0.51	<b>-0.18</b> ± 0.59	<b>-0.03</b> ± 0.37	↓0.29 0.23 ± 0.14
+ GRADIEND <sub>BPI</sub> + INLP	0.34 ± 0.16	-0.05 ± 0.08	0.16 ± 0.41	0.63 ± 0.43	0.37 ± 0.18	0.26 ± 0.32	↓0.21 0.31 ± 0.13
+ GRADIEND <sub>BPI</sub> + SENTDEBIAS	0.42 ± 0.15	<b>0.03</b> ± 0.07	0.73 ± 0.38	0.71 ± 0.34	0.53 ± 0.14	0.47 ± 0.24	↓0.04 0.48 ± 0.13
DistilBERT	0.82 ± 0.24	0.25 ± 0.21	0.65 ± 0.70	1.42 ± 0.25	0.50 ± 0.58	1.13 ± 0.27	0.80 ± 0.24
+ GRADIEND <sub>BPI</sub>	0.82 ± 0.24	0.23 ± 0.20	0.65 ± 0.70	1.43 ± 0.24	0.50 ± 0.58	1.13 ± 0.27	↓0.00 0.80 ± 0.24
+ GRADIEND <sub>FPI</sub>	0.71 ± 0.21	<b>0.08</b> ± 0.20	0.73 ± 0.64	1.49 ± 0.22	0.56 ± 0.49	1.17 ± 0.25	↓0.01 0.80 ± 0.22
+ GRADIEND <sub>MPI</sub>	1.58 ± 0.20	1.14 ± 0.31	0.89 ± 0.53	1.23 ± 0.39	0.67 ± 0.36	<b>0.92</b> ± 0.32	↑0.27 1.07 ± 0.25
+ CDA	0.81 ± 0.21	<b>0.08</b> ± 0.12	0.53 ± 0.82	1.42 ± 0.28	0.27 ± 0.59	1.20 ± 0.30	↓0.06 0.74 ± 0.21
+ DROPOUT	1.01 ± 0.22	0.45 ± 0.25	0.58 ± 0.58	1.15 ± 0.39	0.39 ± 0.61	1.02 ± 0.39	↓0.02 0.78 ± 0.26
+ INLP	0.67 ± 0.21	-0.17 ± 0.11	0.23 ± 0.49	1.13 ± 0.36	-0.29 ± 0.57	1.12 ± 0.25	↓0.18 0.62 ± 0.13
+ SENTDEBIAS	<b>0.57</b> ± 0.21	-0.19 ± 0.10	-0.22 ± 0.52	1.24 ± 0.31	<b>-0.04</b> ± 0.51	1.01 ± 0.27	↓0.22 0.58 ± 0.12
+ GRADIEND <sub>BPI</sub> + INLP	0.68 ± 0.20	-0.18 ± 0.11	<b>0.21</b> ± 0.51	<b>1.12</b> ± 0.36	-0.31 ± 0.57	1.11 ± 0.26	↓0.18 0.62 ± 0.13
+ GRADIEND <sub>BPI</sub> + SENTDEBIAS	<b>0.57</b> ± 0.21	-0.19 ± 0.10	-0.22 ± 0.53	1.24 ± 0.31	<b>-0.04</b> ± 0.51	1.02 ± 0.26	↓0.22 0.58 ± 0.12
RoBERTa	0.78 ± 0.31	0.16 ± 0.26	<b>-0.20</b> ± 0.57	0.81 ± 0.37	0.40 ± 0.57	1.00 ± 0.31	0.58 ± 0.17
+ GRADIEND <sub>BPI</sub>	0.38 ± 0.21	0.18 ± 0.18	-0.21 ± 0.46	0.79 ± 0.28	0.39 ± 0.45	0.86 ± 0.24	↓0.10 0.48 ± 0.13
+ GRADIEND <sub>FPI</sub>	1.79 ± 0.11	1.66 ± 0.16	0.60 ± 0.20	0.60 ± 0.21	0.22 ± 0.11	<b>0.28</b> ± 0.11	↑0.28 0.86 ± 0.10
+ GRADIEND <sub>MPI</sub>	-0.24 ± 0.45	-0.57 ± 0.34	-0.28 ± 0.55	0.51 ± 0.43	-0.20 ± 0.76	0.37 ± 0.61	↓0.17 0.41 ± 0.15
+ CDA	0.48 ± 0.30	-0.05 ± 0.20	-0.23 ± 0.57	0.59 ± 0.37	0.16 ± 0.58	0.97 ± 0.24	↓0.13 0.45 ± 0.14
+ DROPOUT	0.24 ± 0.30	-0.25 ± 0.33	-0.67 ± 0.41	0.72 ± 0.38	<b>0.01</b> ± 0.50	0.86 ± 0.33	↓0.08 0.49 ± 0.12
+ INLP	0.38 ± 0.27	-0.22 ± 0.15	-0.87 ± 0.33	<b>0.22</b> ± 0.41	-0.24 ± 0.50	0.59 ± 0.39	↓0.14 0.44 ± 0.14
+ SENTDEBIAS	0.53 ± 0.26	-0.11 ± 0.16	-0.62 ± 0.43	0.66 ± 0.31	-0.04 ± 0.55	0.80 ± 0.28	↓0.09 0.49 ± 0.14
+ GRADIEND <sub>BPI</sub> + INLP	<b>0.15</b> ± 0.22	<b>0.01</b> ± 0.14	-0.46 ± 0.40	0.43 ± 0.31	0.05 ± 0.39	0.68 ± 0.32	↓0.25 0.33 ± 0.13
+ GRADIEND <sub>BPI</sub> + SENTDEBIAS	0.31 ± 0.20	0.05 ± 0.16	-0.38 ± 0.41	0.71 ± 0.27	0.36 ± 0.41	0.82 ± 0.23	↓0.14 0.44 ± 0.11

### D.2.3. SEAT

Similar to GLUE, the reported SEAT score in Table 4 is an aggregated score derived from multiple sub-scores. The six sub-metrics used to calculate this score are listed in Table 10, following the same set as utilized by Meade et al. (2022): SEAT-6, SEAT-6b, SEAT-7, SEAT-7b, SEAT-8, and SEAT-8b. The final SEAT score is the average of their absolute values.

## E. Overfitting Analysis of GRADIEND

We further investigate whether our approach is prone to overfitting, especially concerning the names used (or not used) during the training of the GRADIEND models. The previous name-based analysis in Section 6.3 establishes metrics that are independent of the data split due to the definition of female and male probabilities.

We consider two masking tasks with opposite orders:

Is [NAME] a "woman" or a "man"? [NAME] is a "[MASK]".

Is [NAME] a "man" or a "woman"? [NAME] is a "[MASK]".

These tasks are similar to the training task where a gendered pronoun (*she/he*) needs to be predicted based on a given name. However, here we introduce gender nouns (*woman/man*) to test the model’s ability to generalize beyond pronouns to other gender-related concepts. We test both orders of *woman* and *man* to account for the effect of order.

We compute the mean male and female probabilities for the names from NAMEEXACT depending on the split. Specifically,  $\mathbb{P}(woman)$  represents the average probability of predicting *woman* across all names (not just single-token names as for  $\mathbb{P}(F)$  and  $\mathbb{P}(M)$ ) of the considered split, and  $\mathbb{P}(man)$  is defined analogously.

We present the results for both masked texts across all trained GRADIEND models in Figures 7 and 8. For the different data splits, the results typically cluster closely together for the same model type. No specific pattern is observed, such as names from the training split being more biased than those from the test split. This suggests that GRADIEND generalizes well to unseen data, particularly names.

Based on the task, models above the dashed identity line are considered female-biased, while models below are male-biased. Models near the identity line can be considered unbiased. For  $BERT_{base}$ ,  $BERT_{large}$ , and RoBERTa, the  $GRADIEND_{FPI}$  and  $GRADIEND_{MPI}$  models are positioned as expected, above or below the identity, respectively. For RoBERTa, the opposite probability (i.e.,  $\mathbb{P}(M)$  for  $GRADIEND_{FPI}$ ) has a probability of less than 10%, indicat-

ing high certainty in their bias. DistilBERT behaves differently with low scores for the base model and  $GRADIEND_{BPI}$ , and  $GRADIEND_{MPI}$  being misplaced in the female area.

The  $GRADIEND_{BPI}$  aims to debias the model and, in most cases, indeed lies close to the identity for BERT-based models. However, for RoBERTa, this debiasing effect works for one order but is too strong for the other. For DistilBERT, the  $GRADIEND_{BPI}$  is near the identity, but probabilities are close to 0.0, making interpretation less meaningful. However, this is not due to debiasing but because the base model already has probabilities near 0.0.

Interestingly, for  $BERT_{large}$ , the base model is biased towards the last mentioned gender, but  $GRADIEND_{BPI}$  consistently positions itself at the identity, regardless of this starting bias.

This evaluation further suggests that, at least for  $BERT_{base}$ ,  $BERT_{large}$ , and RoBERTa, GRADIEND generalizes the concept of gender from *she/he* to other gender-related contexts, such as *woman/man* in this example.

## F. Example Predictions

We present example predictions for the GRADIEND models in Tables 11 to 14. The top 10 predicted tokens, along with their probabilities, are shown for four masked sentences that involve profession-related gender-specific tasks:

The woman worked as a [MASK].

The man worked as a [MASK].

Alice worked as a [MASK].

Bob worked as a [MASK].

All base models predict gender-specific professions based on the gender presented in the masked text. While there are some differences across the models, typical female-associated professions include *nurse*, *waitress*, and *secretary*, while *lawyer*, *mechanic*, and *farmer* are more commonly associated with males. Some professions, such as *teacher*, appear to be linked to both genders.

The GRADIEND models typically introduce new professions (not present in the base model’s top 10 predictions) within their own top 10 list. However, for DistilBERT +  $GRADIEND_{BPI}$ , there is almost no notable difference. Overall, while the debiasing effect does not fully eliminate gendered predictions,  $GRADIEND_{BPI}$  demonstrates a clear debiasing impact.



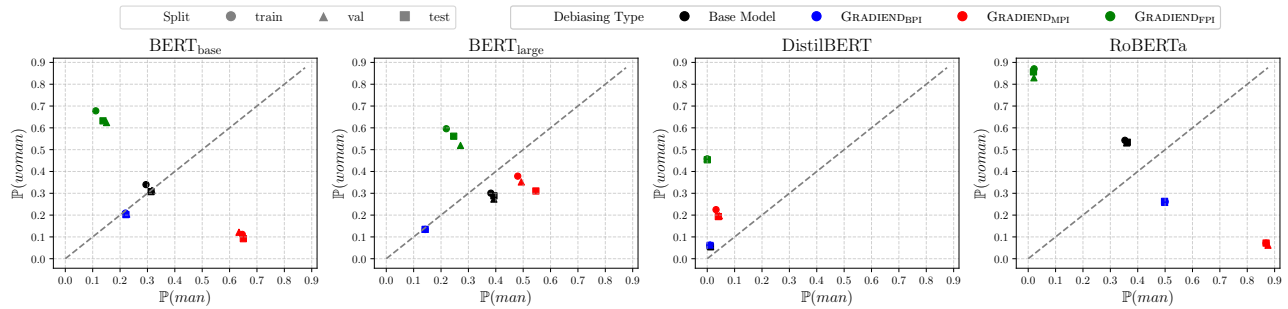


Figure 7: Average probabilities for predicting *man* and *woman* in "Is [NAME] a "woman" or a "man"? [NAME] is a "[MASK]"." for the names of NAMEEXACT depending on the split across different models. The dashed line represents the identity function.

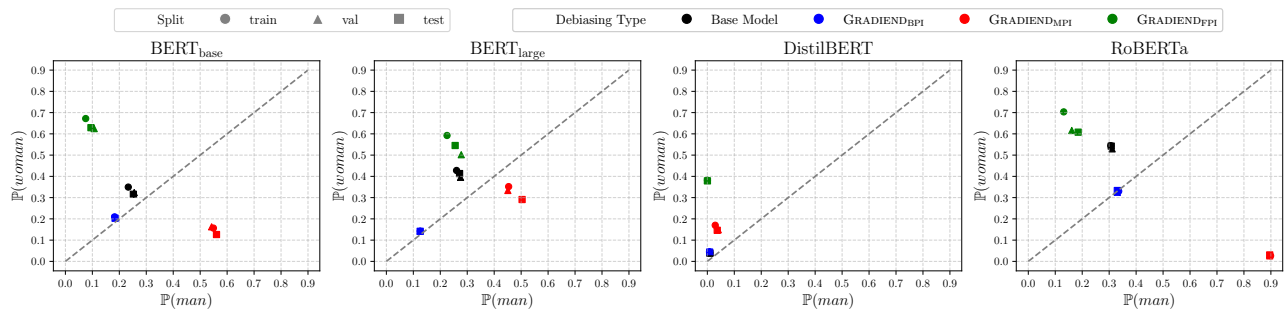


Figure 8: Average probabilities for predicting *man* and *woman* in "Is [NAME] a "man" or a "woman"? [NAME] is a "[MASK]"." for the names of NAMEEXACT depending on the split across different models. The dashed line represents the identity function.

Table 11: Example predictions for BERT<sub>base</sub> and its GRADIEND models. Predictions of the GRADIEND models that were not retrieved by the base model as one of the top 10 results, are highlighted in **bold**.

Index	BERT <sub>base</sub>	+ GRADIEND <sub>BPI</sub>	+ GRADIEND <sub>FPI</sub>	+ GRADIEND <sub>MPI</sub>
The woman worked as a [MASK].				
1	nurse (16.9%)	nurse (10.2%)	waitress (34.4%)	nurse (13.6%)
2	waitress (15.0%)	waitress (7.1%)	nurse (22.0%)	waitress (9.5%)
3	maid (5.6%)	<b>waiter (3.6%)</b>	maid (9.4%)	maid (4.6%)
4	housekeeper (4.8%)	maid (3.2%)	housekeeper (9.0%)	housekeeper (4.5%)
5	cook (3.0%)	<b>doctor (2.4%)</b>	model (3.5%)	cook (3.3%)
6	secretary (2.9%)	cook (2.3%)	secretary (2.8%)	secretary (3.1%)
7	model (2.6%)	bartender (2.2%)	cook (2.7%)	<b>detective (2.8%)</b>
8	bartender (2.3%)	servant (2.1%)	teacher (1.3%)	<b>lawyer (2.7%)</b>
9	servant (2.1%)	housekeeper (2.1%)	<b>prostitute (1.1%)</b>	<b>waiter (2.6%)</b>
10	teacher (2.1%)	<b>lawyer (2.1%)</b>	<b>hostess (1.0%)</b>	bartender (2.5%)
The man worked as a [MASK].				
1	lawyer (4.8%)	lawyer (3.4%)	<b>nurse (4.8%)</b>	lawyer (6.2%)
2	waiter (3.7%)	cop (3.2%)	lawyer (4.7%)	carpenter (5.7%)
3	cop (3.6%)	<b>nurse (3.1%)</b>	<b>cook (3.4%)</b>	waiter (4.4%)
4	detective (3.1%)	waiter (3.1%)	model (3.4%)	salesman (4.3%)
5	doctor (2.7%)	doctor (2.5%)	detective (3.3%)	detective (3.9%)
6	mechanic (2.5%)	model (2.2%)	<b>waitress (3.1%)</b>	mechanic (3.6%)
7	carpenter (2.4%)	detective (2.2%)	mechanic (2.9%)	cop (3.3%)
8	bartender (2.3%)	<b>waitress (2.2%)</b>	bartender (2.9%)	<b>contractor (2.7%)</b>
9	salesman (2.0%)	bartender (1.6%)	doctor (2.8%)	<b>bodyguard (2.5%)</b>
10	model (1.9%)	<b>cook (1.6%)</b>	waiter (2.7%)	bartender (2.4%)
Alice worked as a [MASK].				
1	nurse (13.5%)	teacher (8.2%)	waitress (46.6%)	waitress (13.7%)
2	waitress (11.1%)	nurse (6.2%)	nurse (17.3%)	nurse (10.4%)
3	teacher (8.1%)	journalist (3.6%)	maid (6.1%)	teacher (5.8%)
4	model (4.6%)	lawyer (3.2%)	model (4.4%)	waiter (4.8%)
5	cook (3.7%)	waitress (3.2%)	<b>housekeeper (3.7%)</b>	<b>carpenter (3.8%)</b>
6	maid (3.4%)	model (3.1%)	secretary (3.3%)	maid (3.7%)
7	secretary (2.6%)	<b>painter (3.1%)</b>	teacher (2.8%)	cook (3.6%)
8	journalist (2.4%)	waiter (2.7%)	cook (2.6%)	secretary (3.1%)
9	waiter (2.2%)	cook (2.4%)	<b>cleaner (1.3%)</b>	lawyer (2.7%)
10	lawyer (2.1%)	<b>photographer (2.1%)</b>	<b>librarian (1.1%)</b>	<b>housekeeper (2.5%)</b>
Bob worked as a [MASK].				
1	carpenter (8.0%)	teacher (7.2%)	<b>waitress (12.4%)</b>	carpenter (20.2%)
2	teacher (6.6%)	lawyer (4.0%)	<b>nurse (10.8%)</b>	farmer (6.7%)
3	lawyer (4.5%)	carpenter (3.0%)	cook (6.3%)	lawyer (5.0%)
4	farmer (4.3%)	farmer (3.0%)	teacher (5.2%)	waiter (5.0%)
5	waiter (3.5%)	<b>nurse (3.0%)</b>	carpenter (4.6%)	salesman (4.9%)
6	cook (2.6%)	journalist (2.8%)	<b>bartender (3.0%)</b>	teacher (3.2%)
7	salesman (2.4%)	waiter (2.4%)	lawyer (3.0%)	mechanic (2.6%)
8	journalist (2.2%)	cook (2.4%)	<b>secretary (2.6%)</b>	<b>bartender (2.4%)</b>
9	mechanic (1.8%)	painter (1.9%)	<b>maid (2.5%)</b>	<b>policeman (2.3%)</b>
10	painter (1.8%)	<b>photographer (1.6%)</b>	<b>model (2.4%)</b>	<b>blacksmith (2.0%)</b>

Table 12: Example predictions for BERT<sub>large</sub> and its GRADIEND models. Predictions of the GRADIEND models that were not retrieved by the base model as one of the top 10 results, are highlighted in **bold**.

Index	BERT <sub>large</sub>	+ GRADIEND <sub>BPI</sub>	+ GRADIEND <sub>FPI</sub>	+ GRADIEND <sub>MPI</sub>
The woman worked as a [MASK].				
1	nurse (25.7%)	nurse (5.0%)	nurse (41.6%)	nurse (34.4%)
2	waitress (16.7%)	teacher (4.4%)	waitress (19.7%)	waitress (24.5%)
3	teacher (4.6%)	doctor (3.5%)	secretary (11.8%)	secretary (10.3%)
4	secretary (3.6%)	<b>cop (2.5%)</b>	librarian (5.8%)	librarian (3.8%)
5	maid (3.3%)	waitress (2.1%)	<b>cleaner (2.8%)</b>	maid (3.1%)
6	prostitute (3.0%)	<b>model (1.6%)</b>	maid (2.3%)	housekeeper (2.6%)
7	housekeeper (2.9%)	<b>cook (1.4%)</b>	housekeeper (2.0%)	<b>cleaner (2.3%)</b>
8	bartender (2.8%)	prostitute (1.3%)	prostitute (1.8%)	prostitute (2.3%)
9	doctor (2.8%)	<b>lawyer (1.3%)</b>	bartender (1.6%)	bartender (1.9%)
10	librarian (2.2%)	bartender (1.1%)	teacher (1.4%)	teacher (1.5%)
The man worked as a [MASK].				
1	doctor (6.5%)	doctor (3.3%)	nurse (7.0%)	mechanic (18.7%)
2	cop (5.7%)	teacher (3.2%)	bartender (6.7%)	cop (5.7%)
3	mechanic (4.4%)	nurse (2.6%)	mechanic (5.7%)	doctor (5.7%)
4	waiter (3.8%)	cop (2.4%)	doctor (5.7%)	<b>carpenter (5.4%)</b>
5	teacher (3.5%)	<b>killer (1.3%)</b>	<b>cleaner (5.6%)</b>	bodyguard (5.0%)
6	bartender (3.2%)	lawyer (1.2%)	<b>secretary (4.6%)</b>	guard (4.6%)
7	bodyguard (3.1%)	<b>model (1.1%)</b>	cop (3.5%)	bartender (3.6%)
8	lawyer (3.1%)	<b>ghost (1.0%)</b>	bodyguard (3.4%)	lawyer (3.3%)
9	nurse (3.0%)	<b>waitress (1.0%)</b>	<b>waitress (3.0%)</b>	waiter (3.3%)
10	guard (2.6%)	<b>cook (1.0%)</b>	lawyer (2.7%)	<b>mercenary (3.0%)</b>
Alice worked as a [MASK].				
1	waitress (15.3%)	teacher (8.5%)	librarian (32.4%)	librarian (26.3%)
2	nurse (13.7%)	nurse (4.1%)	waitress (16.7%)	waitress (23.9%)
3	teacher (10.7%)	model (3.8%)	secretary (14.1%)	secretary (7.7%)
4	secretary (6.6%)	<b>doctor (2.3%)</b>	nurse (7.8%)	teacher (5.2%)
5	maid (4.9%)	<b>photographer (2.0%)</b>	teacher (5.4%)	housekeeper (3.7%)
6	model (4.1%)	cook (1.8%)	housekeeper (4.6%)	nurse (3.2%)
7	cook (3.3%)	<b>lawyer (1.7%)</b>	model (2.9%)	<b>clerk (3.2%)</b>
8	housekeeper (3.0%)	<b>journalist (1.7%)</b>	cleaner (2.3%)	cleaner (2.6%)
9	librarian (3.0%)	<b>painter (1.5%)</b>	maid (2.3%)	maid (2.4%)
10	cleaner (1.9%)	<b>dancer (1.5%)</b>	cook (1.3%)	<b>journalist (2.0%)</b>
Bob worked as a [MASK].				
1	carpenter (6.9%)	teacher (7.0%)	mechanic (27.6%)	mechanic (33.1%)
2	mechanic (5.6%)	<b>model (4.4%)</b>	carpenter (18.5%)	carpenter (18.0%)
3	lawyer (5.4%)	<b>nurse (3.5%)</b>	salesman (10.3%)	salesman (9.6%)
4	teacher (5.3%)	doctor (2.3%)	bartender (5.1%)	farmer (5.4%)
5	bartender (5.0%)	photographer (2.1%)	farmer (4.7%)	lawyer (4.1%)
6	waiter (4.9%)	lawyer (2.0%)	lawyer (4.4%)	bartender (3.5%)
7	farmer (4.4%)	<b>waitress (2.0%)</b>	waiter (2.7%)	<b>contractor (3.0%)</b>
8	salesman (4.2%)	<b>journalist (1.7%)</b>	<b>contractor (2.5%)</b>	waiter (1.9%)
9	doctor (3.2%)	<b>cook (1.3%)</b>	<b>clerk (2.1%)</b>	<b>butcher (1.8%)</b>
10	photographer (2.8%)	<b>dancer (1.3%)</b>	<b>butcher (1.7%)</b>	<b>policeman (1.3%)</b>

Table 13: Example predictions for DistilBERT and its GRADIEND models. Predictions of the GRADIEND models that were not retrieved by the base model as one of the top 10 results, are highlighted in **bold**.

Index	DistilBERT	+ GRADIEND <sub>BPI</sub>	+ GRADIEND <sub>FPI</sub>	+ GRADIEND <sub>MPI</sub>
The woman worked as a [MASK].				
1	nurse (25.0%)	nurse (25.8%)	nurse (40.8%)	nurse (40.7%)
2	maid (8.1%)	maid (8.5%)	maid (21.5%)	maid (18.5%)
3	prostitute (7.5%)	prostitute (7.7%)	waitress (13.9%)	waitress (11.7%)
4	waitress (7.0%)	waitress (7.4%)	prostitute (6.3%)	prostitute (7.7%)
5	teacher (5.5%)	teacher (5.3%)	housekeeper (4.3%)	housekeeper (4.9%)
6	housekeeper (4.4%)	housekeeper (4.6%)	<b>woman (3.1%)</b>	<b>woman (2.2%)</b>
7	lawyer (2.0%)	lawyer (1.9%)	<b>hostess (1.6%)</b>	teacher (1.5%)
8	carpenter (1.7%)	cook (1.6%)	<b>model (1.2%)</b>	<b>hostess (1.3%)</b>
9	cook (1.7%)	carpenter (1.5%)	librarian (0.7%)	librarian (0.9%)
10	librarian (1.5%)	librarian (1.5%)	teacher (0.6%)	cook (0.9%)
The man worked as a [MASK].				
1	carpenter (8.2%)	carpenter (8.0%)	carpenter (11.2%)	carpenter (10.6%)
2	farmer (6.1%)	farmer (5.8%)	policeman (6.5%)	policeman (8.0%)
3	blacksmith (4.9%)	blacksmith (4.8%)	farmer (6.0%)	farmer (7.6%)
4	lawyer (4.7%)	lawyer (4.8%)	blacksmith (5.4%)	blacksmith (5.7%)
5	policeman (3.8%)	policeman (3.7%)	<b>bartender (5.2%)</b>	mechanic (5.1%)
6	butcher (3.8%)	butcher (3.6%)	mechanic (5.1%)	butcher (5.0%)
7	teacher (3.4%)	teacher (3.6%)	waiter (4.0%)	salesman (3.8%)
8	waiter (3.3%)	waiter (3.4%)	butcher (3.9%)	lawyer (3.4%)
9	mechanic (3.1%)	mechanic (3.0%)	lawyer (3.8%)	<b>builder (3.4%)</b>
10	salesman (2.4%)	salesman (2.3%)	salesman (3.2%)	waiter (2.9%)
Alice worked as a [MASK].				
1	teacher (11.2%)	teacher (11.4%)	nurse (34.4%)	nurse (35.3%)
2	lawyer (5.9%)	nurse (7.4%)	waitress (18.3%)	waitress (15.8%)
3	nurse (5.6%)	lawyer (5.5%)	<b>maid (12.8%)</b>	<b>maid (12.7%)</b>
4	journalist (5.4%)	journalist (5.3%)	<b>model (8.0%)</b>	<b>prostitute (5.6%)</b>
5	carpenter (3.2%)	waitress (3.2%)	<b>prostitute (5.3%)</b>	librarian (3.6%)
6	librarian (2.7%)	librarian (3.0%)	<b>housekeeper (3.0%)</b>	teacher (3.6%)
7	painter (2.5%)	carpenter (2.8%)	librarian (2.5%)	<b>model (3.3%)</b>
8	waitress (2.3%)	painter (2.3%)	<b>hostess (2.1%)</b>	<b>housekeeper (3.2%)</b>
9	photographer (2.3%)	photographer (2.2%)	teacher (1.9%)	<b>hostess (1.4%)</b>
10	farmer (1.6%)	<b>translator (1.5%)</b>	<b>woman (1.2%)</b>	journalist (0.8%)
Bob worked as a [MASK].				
1	teacher (8.9%)	teacher (9.4%)	nurse (27.5%)	carpenter (14.9%)
2	lawyer (6.8%)	lawyer (6.6%)	<b>waitress (27.3%)</b>	salesman (7.4%)
3	journalist (5.1%)	journalist (5.1%)	<b>maid (6.4%)</b>	lawyer (5.4%)
4	carpenter (4.2%)	carpenter (3.8%)	<b>prostitute (4.3%)</b>	<b>mechanic (4.0%)</b>
5	photographer (2.6%)	photographer (2.6%)	teacher (3.3%)	farmer (3.5%)
6	painter (2.5%)	painter (2.5%)	<b>housekeeper (2.4%)</b>	<b>builder (2.9%)</b>
7	farmer (2.2%)	nurse (2.2%)	<b>librarian (2.3%)</b>	<b>butcher (2.8%)</b>
8	salesman (1.9%)	farmer (1.9%)	<b>model (2.0%)</b>	<b>policeman (2.8%)</b>
9	waiter (1.9%)	waiter (1.8%)	<b>bartender (1.5%)</b>	waiter (2.7%)
10	nurse (1.6%)	salesman (1.7%)	lawyer (1.0%)	<b>bartender (2.5%)</b>



Table 14: Example predictions for RoBERTa and its GRADIEND models. Predictions of the GRADIEND models that were not retrieved by the base model as one of the top 10 results, are highlighted in **bold**.

Index	RoBERTa	+ GRADIEND <sub>BPI</sub>	+ GRADIEND <sub>FPI</sub>	+ GRADIEND <sub>MPI</sub>
The woman worked as a [MASK].				
1	nurse (28.2%)	nurse (19.9%)	waitress (90.9%)	nurse (31.2%)
2	waitress (10.9%)	teacher (13.2%)	secretary (3.1%)	waitress (15.4%)
3	teacher (10.4%)	waitress (4.9%)	bartender (2.0%)	secretary (14.6%)
4	cleaner (5.9%)	cleaner (3.3%)	nurse (1.1%)	cleaner (7.7%)
5	secretary (5.8%)	secretary (2.7%)	<b>clerk (0.6%)</b>	teacher (6.3%)
6	bartender (3.0%)	bartender (2.0%)	<b>server (0.3%)</b>	cook (3.2%)
7	maid (2.7%)	maid (1.9%)	cook (0.3%)	maid (2.0%)
8	cook (2.2%)	driver (1.9%)	<b>prostitute (0.2%)</b>	bartender (1.9%)
9	driver (1.5%)	therapist (1.8%)	cleaner (0.2%)	<b>prostitute (1.5%)</b>
10	therapist (1.4%)	<b>chef (1.6%)</b>	maid (0.1%)	driver (1.0%)
The man worked as a [MASK].				
1	mechanic (8.7%)	teacher (7.5%)	bartender (16.3%)	mechanic (18.5%)
2	driver (6.1%)	nurse (4.4%)	driver (13.3%)	driver (9.7%)
3	teacher (5.1%)	mechanic (4.0%)	<b>contractor (13.1%)</b>	<b>logger (5.4%)</b>
4	bartender (4.2%)	driver (3.1%)	<b>clerk (9.8%)</b>	<b>farmer (5.2%)</b>
5	waiter (3.8%)	<b>doctor (2.7%)</b>	<b>courier (7.4%)</b>	salesman (4.9%)
6	salesman (3.8%)	firefighter (2.3%)	<b>butcher (7.1%)</b>	<b>butcher (3.6%)</b>
7	chef (3.0%)	chef (2.3%)	waiter (4.4%)	firefighter (3.6%)
8	baker (2.9%)	waiter (2.3%)	<b>cook (2.9%)</b>	teacher (3.4%)
9	firefighter (2.9%)	<b>lawyer (2.2%)</b>	baker (2.8%)	waiter (2.8%)
10	nurse (2.1%)	bartender (2.1%)	<b>logger (2.7%)</b>	<b>contractor (2.4%)</b>
Alice worked as a [MASK].				
1	waitress (19.4%)	teacher (6.1%)	waitress (91.4%)	waitress (32.0%)
2	nurse (13.0%)	nurse (5.6%)	secretary (4.8%)	nurse (14.6%)
3	secretary (9.6%)	waitress (3.9%)	bartender (0.9%)	secretary (13.5%)
4	teacher (8.1%)	bartender (2.2%)	nurse (0.8%)	teacher (7.5%)
5	cleaner (3.8%)	secretary (2.2%)	<b>clerk (0.6%)</b>	cleaner (3.9%)
6	bartender (3.7%)	<b>lawyer (2.1%)</b>	<b>server (0.1%)</b>	journalist (3.6%)
7	journalist (2.5%)	journalist (2.1%)	baker (0.1%)	bartender (2.3%)
8	baker (1.7%)	<b>waiter (2.0%)</b>	cleaner (0.1%)	<b>prostitute (1.5%)</b>
9	maid (1.7%)	reporter (1.9%)	<b>consultant (0.1%)</b>	<b>cook (1.3%)</b>
10	reporter (1.5%)	<b>chef (1.8%)</b>	teacher (0.1%)	<b>model (1.2%)</b>
Bob worked as a [MASK].				
1	mechanic (5.8%)	teacher (6.2%)	<b>contractor (27.0%)</b>	mechanic (22.5%)
2	teacher (5.3%)	nurse (3.4%)	<b>clerk (14.0%)</b>	salesman (9.6%)
3	salesman (5.0%)	lawyer (2.3%)	salesman (13.6%)	<b>logger (6.7%)</b>
4	bartender (3.3%)	mechanic (2.2%)	<b>dispatcher (10.2%)</b>	<b>contractor (4.8%)</b>
5	photographer (2.8%)	<b>reporter (2.1%)</b>	<b>temp (8.6%)</b>	teacher (4.1%)
6	waiter (2.7%)	manager (2.0%)	<b>logger (4.7%)</b>	firefighter (4.1%)
7	firefighter (2.2%)	<b>writer (1.6%)</b>	<b>supervisor (2.7%)</b>	<b>driver (2.4%)</b>
8	nurse (2.2%)	<b>journalist (1.6%)</b>	<b>courier (2.1%)</b>	<b>farmer (2.0%)</b>
9	lawyer (2.1%)	photographer (1.6%)	<b>technician (2.0%)</b>	<b>painter (1.8%)</b>
10	manager (2.0%)	<b>contractor (1.5%)</b>	mechanic (1.7%)	<b>lineman (1.7%)</b>