
Fantastic Multi-Task Gradient Updates and How to Find Them In a Cone

Negar Hassanpour¹ Muhammad Kamran Janjua^{*1} Kunlin Zhang^{*1}
 Sepehr Lavasani¹ Xiaowen Zhang² Chunhua Zhou¹ Chao Gao¹

Abstract

Balancing competing objectives remains a fundamental challenge in multi-task learning (MTL), primarily due to conflicting gradients across individual tasks. A common solution relies on computing a dynamic gradient update vector that balances competing tasks as optimization progresses. Building on this idea, we propose CONICGRAD, a principled, scalable, and robust MTL approach formulated as a constrained optimization problem. Our method introduces an angular constraint to dynamically regulate gradient update directions, confining them within a cone centered on the reference gradient of the overall objective. By balancing task-specific gradients without over-constraining their direction or magnitude, CONICGRAD effectively resolves inter-task gradient conflicts. Moreover, our framework ensures computational efficiency and scalability to high-dimensional parameter spaces. We conduct extensive experiments on standard supervised learning and reinforcement learning MTL benchmarks, and demonstrate that CONICGRAD achieves state-of-the-art performance across diverse tasks.

1. Introduction

In many real-world machine learning applications, resources such as data, computation, and memory are limited (Navon et al., 2022; Yu et al., 2020a; Xiao et al., 2024). Therefore, instead of Single-Task Learning (STL) (Long et al., 2015; He et al., 2017) that trains an independent model for each downstream task, it is often advantageous to share parts of the model structure across multiple tasks, a paradigm known as Multi-Task Learning (MTL) (Vandenhende et al., 2021). MTL aims to learn a shared representation while simultaneously optimizing for several different tasks, thereby

improving efficiency and generalization.

MTL approaches can be broadly categorized into multi-task architectures (Lin et al., 2025; Zhang et al., 2025) and optimization strategies (Navon et al., 2022; Yu et al., 2020a; Xiao et al., 2024; Liu et al., 2023). Architectural methods leverage parameter sharing to reduce redundancy and maximize learning across tasks. However, even with efficient architectures, optimizing multiple losses concurrently remains challenging, as naive strategies such as utilizing the reference objective gradient g_0 (i.e., uniformly weighted average of all task gradients) throughout the entire training often lead to sub-optimal performance (Liu et al., 2021a).

One of the primary reasons for this challenge is the potential conflicts between task gradients (i.e., gradients pointing in opposing directions) which can impede the concurrent optimization of multiple losses (Yu et al., 2020a). These conflicts often hinder convergence and negatively impact overall performance. Recent research efforts have focused on optimization strategies that balance task gradients and/or resolve conflicts via computing and utilizing a dynamic gradient update vector d at each optimization step.

A foundational approach in this direction is Multiple-Gradient Descent Algorithm (MGDA) (Désidéri, 2012), originally proposed to address Multi-Objective Optimization (MOO). Sener & Koltun (2018) apply MGDA specifically for MTL. FAMO (Liu et al., 2023) offers an efficient solution (constant space and time) for the log of MGDA objective. However, it may trade off some performance for speed, particularly when compared with methods like NashMTL (Navon et al., 2022) and IMTL-G (Liu et al., 2021b). Additionally, approaches such as MGDA and FAMO only guarantee finding Pareto-stationary points¹ rather than truly optimal solutions.

Other prior works address this by imposing directional constraints on the update vector. CAGrad (Liu et al., 2021a), for instance, seeks the update vector within a Euclidean ball centered at g_0 , while SDMGrad (Xiao et al., 2024) restricts the update direction to be near g_0 through inner-product

^{*}Equal contribution ¹Huawei Technologies, Canada ²HiSilicon. Correspondence to: Negar Hassanpour <negar.hassanpour2@huawei.com>, Muhammad Kamran Janjua <muhammad.kamran.janjua@huawei.com>.

¹ A Pareto-stationary solution is where no task’s loss can be reduced without increasing at least one other task’s loss, achieved when no descent direction improves all tasks simultaneously.

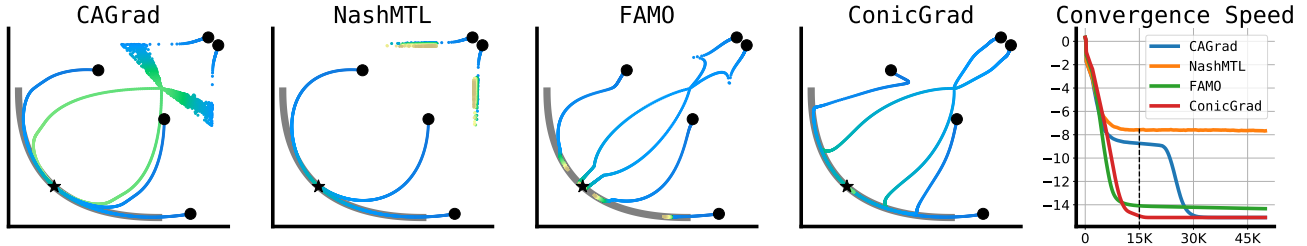


Figure 1: **Toy Experiment.** The four plots on the left-side visualize the loss trajectories of various MTL methods from 5 initialization points (\bullet) on a toy 2-task learning problem (see Section 4.1 and Appendix C for more details). Trajectories transition from blue to green, indicating progress over time. All 5 initialization points for FAMO reach the Pareto front (gray curve), while 3 for NashMTL and all 5 for both CAGrad and CONICGRAD reach the global minima (\star) with CONICGRAD converging significantly faster. The plot on the far-right compares the convergence speeds over training steps, showing that CONICGRAD achieves the lowest loss (dashed black line) faster than all competing methods.

regularization. PCGrad (Yu et al., 2020a) takes a different approach by directly manipulating the gradients, projecting one task’s gradient onto the normal plane of the others to avoid conflicts. Despite their successes, these methods often lack flexibility, as they rely on strict directional constraints or computationally expensive operations, or, their stochastic iterative nature limits their applicability in scenarios where a clear, interpretable optimization process is crucial.

In this work, we propose CONICGRAD, a novel multi-task optimization framework designed to address key limitations of existing approaches. Similar to some prior methods (e.g., (Liu et al., 2021a; Xiao et al., 2024)), CONICGRAD leverages the reference objective gradient g_0 to ensure alignment with the optimization goal, enabling convergence to an optimum. However, unlike these methods, CONICGRAD enforces an angular constraint to ensure effective alignment without overly restricting either the update direction or magnitude. Our key contributions are as follows:

- We formulate CONICGRAD and provide a clear geometric interpretation for it, demonstrating how its angular constraint offers greater flexibility compared to the existing, more restrictive methods.
- CONICGRAD offers a computationally efficient approach to gradient updates, avoiding the overhead of costly computations or multi-step optimization processes while maintaining high performance.
- CONICGRAD converges faster (in training steps) than existing methods, demonstrated by benchmark toy example and real-world experiments. We also support these empirical findings by theoretical convergence guarantees.

2. Preliminaries

Consider a multi-task model parameterized by $\theta \in \mathbb{R}^M$ with number of tasks $K \geq 2$. Each task has its own objective

function, or loss, $\mathcal{L}_i(\theta)$. A trivial / reference objective in MTL is optimizing for the uniform average over all the losses, i.e.,

$$\theta^* = \arg \min_{\theta \in \mathbb{R}^M} \{\mathcal{L}_0(\theta) = \frac{1}{K} \sum_{i=1}^K \mathcal{L}_i(\theta)\}. \quad (1)$$

The parameters can then be updated as $\theta' \leftarrow \theta - \eta g_0$, where $g_0 = \frac{1}{K} \sum_{i=1}^K \nabla_{\theta} \mathcal{L}_i$ is the gradient of the reference objective in Equation (1) and η is the learning rate. This approach however, is known to be sub-optimal, due to the potential conflicts between task gradients that may occur during training (Liu et al., 2021a).

To address these conflicts, we aim to find an alternative update vector d that not only decreases the average loss \mathcal{L}_0 , but also every individual loss. This can be framed as maximizing the minimum decrease rate across all tasks:

$$\max_{d \in \mathbb{R}^M} \min_{i \in [K]} \left\{ \frac{1}{\eta} (\mathcal{L}_i(\theta) - \mathcal{L}_i(\theta - \eta d)) \right\} \approx \max_{d \in \mathbb{R}^M} \min_{i \in [K]} \langle g_i, d \rangle, \quad (2)$$

where the approximation relies on a first-order Taylor approximation, which is accurate when η is small, as is often the case (Liu et al., 2021a).

The optimization problem expressed in Equation (2) can be subjected to various constraints, such as $\|d\| \leq 1$ in MGDA (Sener & Koltun, 2018) and FAMO (Liu et al., 2023), or $\|d - g_0\| \leq c \|g_0\|$ in CAGrad (Liu et al., 2021a), which indirectly controls the alignment between d and g_0 by limiting the deviation in Euclidean space. As mentioned earlier, in the case of the former constraint, the respective algorithms can only reach a Pareto-stationary point, while for the constraints such as the latter (that incorporate the reference objective gradient g_0), there exist guarantees that the algorithm can converge to an optimum.

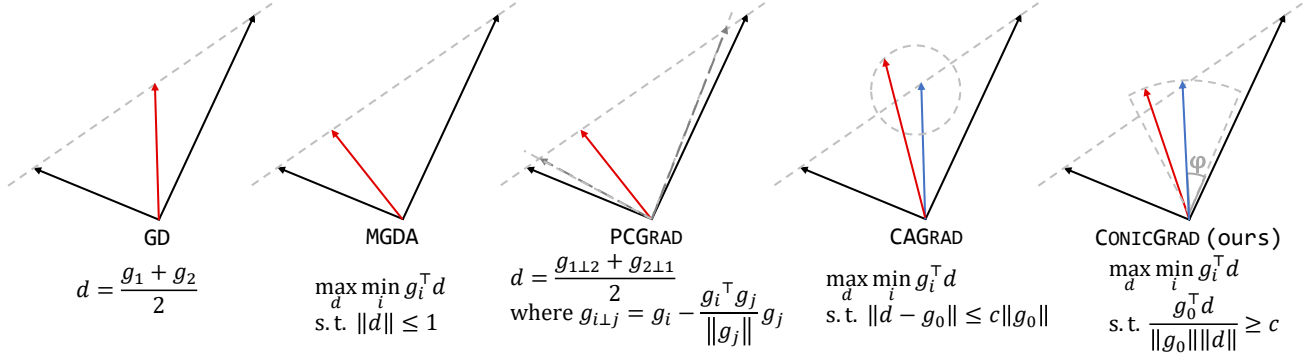


Figure 2: **Visual Illustration of Update Vectors.** Inspired by (Liu et al., 2021a), we illustrate the update vector d (in red) for a two-task learning problem using various gradient descent methods: GD, MGDA, PCGrad, CAGrad, and CONICGRAD. Task-specific gradients g_1 and g_2 are in black and the reference objective gradient g_0 is in blue. PCGrad projects each gradient onto the plane orthogonal to the other (dashed arrows) and averages the projections. CAGrad determines d by maximizing the minimum improvement across both tasks within a constrained region around the reference gradient g_0 . CONICGRAD determines d by constraining the update direction to lie within a cone centered around g_0 with an angle at most $\varphi = \arccos(c)$, ensuring alignment while allowing more flexibility.

3. Multi-Task Learning with CONICGRAD

Our goal is to dynamically compute a gradient update vector d at each optimization step. This vector should balance task gradients and mitigate their potential conflicts, while ensuring convergence towards the optimum of the reference objective in Equation (1). To this end, we propose CONICGRAD, which enforces an angular constraint that restricts d within a cone centered around g_0 . Formally, this can be expressed as the following constrained optimization problem

$$\max_{d \in \mathbb{R}^M} \min_{i \in [K]} \langle g_i, d \rangle \quad \text{s.t.} \quad \frac{\langle g_0, d \rangle}{\|g_0\| \|d\|} \geq c, \quad (3)$$

where $c \in [-1, 1]$, and in practice we restrict it to $c \in (0, 1]$ to avoid negative correlation (see Appendix B.1).

This approach provides an interpretable formulation that maintains sufficient alignment with g_0 without imposing overly rigid restrictions on the gradient update.² Specifically, the advantages include: (i) explicit control over the update direction, ensuring that d remains geometrically aligned with the reference objective gradient g_0 ; and, (ii) decoupling of magnitude and direction, unlike common directional constraints, which allows $\|d\|$ to adopt any task-specific criteria.

To convert Equation (3) to an unconstrained optimization problem, the Lagrangian in Equation (3) is

$$\max_{d \in \mathbb{R}^M} \min_{i \in [K]} \langle g_i, d \rangle - \frac{\lambda}{2} (c^2 \|g_0\|^2 \|d\|^2 - \|g_0^\top d\|^2). \quad (4)$$

²We provide a detailed comparison and interpretation of CAGrad and CONICGRAD in Section 3.3, highlighting the greater flexibility of CONICGRAD’s angular constraint.

Note that $\min_{i \in [K]} \langle g_i, d \rangle = \min_{\omega \in \mathcal{W}} \langle g_\omega, d \rangle$, where $g_\omega = \sum_{i=1}^K \omega_i g_i$ and ω is on the probability simplex, i.e., $\forall i \ \omega_i \geq 0$ and $\sum_{i=1}^K \omega_i = 1$. The objective is concave in d , and we find that when $c < 1$ Slater condition holds (see proof in Proposition A.4). We get strong duality since the duality gap is 0, and swap the max and min operators. The dual objective of the primal problem in Equation (4) is

$$\min_{\lambda \geq 0} \max_{d \in \mathbb{R}^K} g_\omega^\top d - \frac{\lambda}{2} (c^2 \|g_0\|^2 \|d\|^2 - \|g_0^\top d\|^2). \quad (5)$$

Proposition 3.1. *Given the optimization problem in Equation (3), its Lagrangian in Equation (4), and assuming the Slater condition holds, the dual of the primal problem in Equation (5), the optimal gradient update d^* is given by*

$$d^* = \frac{1}{\lambda} (c^2 \|g_0\|^2 \mathbb{I} - g_0 g_0^\top)^{-1} g_\omega, \quad (6)$$

where \mathbb{I} is a $M \times M$ identity matrix.

Proof. Due to space limitations, derivation of the optimal d^* is provided in Appendix A.1. \square

Equation (5) is now simplified to

$$\min_{\lambda \geq 0} \max_{d \in \mathbb{R}^K} g_\omega^\top d - \frac{\lambda}{2} (c^2 \|g_0\|^2 \|d\|^2 - \|g_0^\top d\|^2). \quad (7)$$

We empirically find that $\lambda = 1$ works well in practice (see Appendix A.2 for a detailed derivation and discussion), and therefore, Equation (6) is simplified to

$$d^* = (c^2 \|g_0\|^2 \mathbb{I} - g_0 g_0^\top)^{-1} g_\omega. \quad (8)$$

Equation (8) provides a closed form expression for computing d^* based on g_0 and g_ω . Since d^* is now analytically found, the objective in Equation (7) simplifies to an optimization problem only dependent on $\omega \in \mathcal{W}$

$$\min_{\omega \in \mathcal{W}} g_\omega^\top d^* - \frac{1}{2}(c^2 \|g_0\|^2 \|d^*\|^2 - \|g_0^\top d^*\|^2). \quad (9)$$

Equation (9) is a well-shaped optimization problem over ω , which can be solved using any standard optimization algorithm. Once the optimal ω is determined (or a step towards it is taken by an iterative optimization method), we reuse Equation (8) to derive the final gradient update with the updated g_ω , and then update the model parameters θ accordingly.

We provide the algorithm for CONICGRAD in Algorithm 1.

Normalization for Stability. To ensure that the gradient update remains stable, in this work, we scale d^* such that its norm equals that of g_0 . Let \tilde{d} denote the final gradient update vector, then we get our final gradient update as $\tilde{d} = d^* \frac{\|g_0\|}{\|d^*\|}$. This scaling is merely a design choice. Since CONICGRAD’s constraint decouples direction and magnitude of the update vector, it accommodates adopting other task-specific criteria/heuristics for such scaling.

3.1. Efficient Computation of d^*

Note that Equation (8) requires inverting an $M \times M$ matrix (where M is the number of model parameters, which can be huge) and computing it may be impractical. However, due to its specific structure, it is possible to use the Sherman-Morrison-Woodbury (SMW) formula (Higham, 2002) (also known as the matrix inversion lemma) to reformulate it as a 1×1 (i.e., scalar) inversion instead.

For the sake of brevity, let \mathbf{Z} denote $c^2 \|g_0\|^2 \mathbb{I} - g_0 g_0^\top$, where g_0 and g_ω are both vectors $\in \mathbb{R}^{M \times 1}$, and \mathbb{I} is the $M \times M$ identity matrix. Note that the term $g_0 g_0^\top$ is low rank (in fact rank-1). Therefore, \mathbf{Z} can be interpreted as a rank-1 perturbation of a scaled identity matrix $c^2 \|g_0\|^2 \mathbb{I}$. This is a well-suited setting for the SMW formula, which states

$$(A + UCV)^{-1} = A^{-1} - A^{-1}U(C^{-1} + VA^{-1}U)^{-1}VA^{-1}. \quad (10)$$

Here we have $A = c^2 \|g_0\|^2 \mathbb{I}$ (diagonal) and $C = -1$, $U = g_0$, and $V = g_0^\top$. We first compute $A^{-1} = \frac{1}{c^2 \|g_0\|^2} \mathbb{I}$. Then substitute $U = V = g_0$ and A^{-1} to form

$$C^{-1} + VA^{-1}U = -\mathbb{I} + \frac{1}{c^2 \|g_0\|^2} g_0^\top g_0. \quad (11)$$

This yields a scalar, which we invert as

$$D = \left(-\mathbb{I} + \frac{1}{c^2 \|g_0\|^2} g_0^\top g_0 \right)^{-1}. \quad (12)$$

Algorithm 1 CONICGRAD

- 1: **Input:** Initial model parameters θ_0 , Differentiable task losses $\{L_i\}_{i=1}^K$, Learning rates η_1 and η_2 , Decay γ , Cosine similarity constraint c .
- 2: Initialize uniform weights: $\forall i : \omega_i = \frac{1}{K}$
- 3: **for** $t = 1$ **to** T **do**
- 4: Compute $g_0 = \sum_{i=1}^K \nabla_{\theta} L_i$
- 5: Compute $g_\omega = \sum_{i=1}^K \omega_i \nabla_{\theta} L_i$
- 6: Compute $d^* = (c^2 \|g_0\|^2 \mathbb{I} - g_0 g_0^\top)^{-1} g_\omega$
- 7: Update the weights ω_{t+1} using η_2 via Equation (9)
- 8: Recompute d^* based on ω_{t+1}
- 9: Update the model parameters θ_{t+1} using η_1
- 10: **end for**

Next, we construct the final inverse using SMW as

$$\mathbf{Z}^{-1} = \frac{1}{c^2 \|g_0\|^2} \mathbb{I} - \frac{1}{c^4 \|g_0\|^4} g_0 D g_0^\top. \quad (13)$$

We can further improve efficiency by computing $d^* = \mathbf{Z}^{-1} g_\omega$ without explicitly forming \mathbf{Z}^{-1} . First compute $u = g_0^\top g_\omega$ and $v = D u$, then we can write

$$\mathbf{Z}^{-1} g_\omega = \frac{1}{c^2 \|g_0\|^2} g_\omega - \frac{1}{c^4 \|g_0\|^4} g_0 v. \quad (14)$$

Hence, using the SMW formula provides us with a closed-form, computationally efficient, and numerically stable (Higham, 2002) solution to compute d^* in Equation (8).

3.2. Convergence Analysis

We analyze the convergence property of CONICGRAD.

Theorem 3.2. *Assume individual loss functions L_0, L_1, \dots, L_K are differentiable on \mathbb{R}^M and their gradients $\nabla L_i(\theta)$ are all L -Lipschitz with $L > 0$, i.e., $\|\nabla L_i(x) - \nabla L_i(y)\| \leq L \|x - y\|$ for $i = 0, 1, \dots, K$, where $L \in (0, \infty)$, and L_0 is bounded from below i.e., $L_0^* = \inf_{\theta \in \mathbb{R}^m} L_0(\theta) > -\infty$. Then, with a fixed step-size α satisfying $0 < \alpha < \frac{1}{L}$, and in case of $-1 \leq c \leq 1$, CONICGRAD satisfies the inequality*

$$\sum_{t=0}^T \|g_0(\theta)\|^2 \leq \frac{2(L_0(0) - L_0^*)}{\alpha(2\kappa c - 1)(T + 1)}. \quad (15)$$

Proof. The proof is provided in Appendix A.3. \square

3.3. Geometric Intuition of CONICGRAD

The angular constraint in CONICGRAD provides greater flexibility in selecting the gradient update vector d compared to the directional constraint of CAGrad (Liu et al., 2021a). To illustrate this, we present a geometric interpretation in a toy

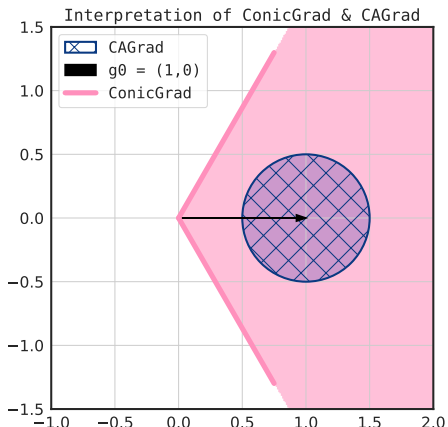


Figure 3: **Visualizing Conic vs. Directional Constraints.** We visualize CONICGRAD and CAGrad (Liu et al., 2021a) constraints in a toy setup. The x and y axes denote all possible direction vectors in 2D space \mathbb{R}^2 , and the plot indicates which vectors in this space satisfy CONICGRAD and CAGrad constraints.

2D vector space, demonstrating how CONICGRAD permits a broader range of feasible directions while maintaining alignment with the reference objective gradient g_0 . As visualized in Figure 3, CONICGRAD and CAGrad define distinct feasible regions. For both methods, we set $c = 0.5$ and assume the main objective gradient vector to be $g_0 = (1, 0)$. We observe that CAGrad’s constraint defines a Euclidean ball of radius 0.5 centered on g_0 , limiting feasible updates based on their distance from g_0 . In contrast, CONICGRAD allows any vector within a conic section around g_0 , as long as the angle between d and g_0 does not exceed 60° . This angular constraint is geometrically intuitive, as it permits a broader range of feasible directions while maintaining alignment with g_0 .

4. Experimental Results and Discussions

In this section, we present a comprehensive evaluation of CONICGRAD across several standard MTL benchmarks, report its performance, compare it to the existing methods, and analyze the results in detail. We consider two commonly used metrics for evaluating MTL methods (Liu et al., 2023; Navon et al., 2022): (i) $\Delta \mathbf{m}\%$ which measures the average per-task performance drop of a method relative to the single task baseline (STL), i.e.,

$$\Delta \mathbf{m}\% = \frac{1}{K} \sum_{k=1}^K (-1)^{\delta_k} \frac{(M_{m,k} - M_{STL,k})}{M_{STL,k}} \times 100,$$

where $M_{STL,k}$ refers to the value of STL baseline for some metric M of task k , while $M_{m,k}$ denotes the value of the method being evaluated for the same metric, and δ_k is a

binary indicator if a metric is better when higher ($\delta_k = 1$) or lower ($\delta_k = 0$). (ii) Mean Rank (**MR**) which measures the average rank of each method across different tasks (e.g., $\mathbf{MR} = 1$ when the method ranks first for every task).

4.1. Toy Example

Given the standard practices in MTL evaluation, we assess CONICGRAD on a toy 2-task example (Liu et al., 2021a). This setup consists of two competing objectives that define the overall objective $\frac{1}{2}(\mathcal{L}_1(\theta) + \mathcal{L}_2(\theta))$, mimicking scenarios where optimization methods must balance conflicting gradients effectively in order to reach the global minimum. Failure to do so often results in getting stuck in either of the two suboptimal local minima. More details on the setup is provided in Appendix C.

Using five commonly studied initialization points $\theta_{\text{init}} = \{(-8.5, 7.5), (-8.5, -5), (9, 9), (-7.5, -0.5), (9, -1)\}$, we compare CONICGRAD with the following leading methods: FAMO (Liu et al., 2023), CAGrad (Liu et al., 2021a), and NashMTL (Navon et al., 2022). Figure 1 visualizes each method’s optimization trajectories, illustrating how they handle conflicts in task gradients, as well as their final optimization outcomes.

The results highlight key differences among the methods. NashMTL struggles with two initialization points near the two local minima. FAMO consistently converges to the Pareto front, but cannot achieve the global minimum. This can be explained by its lack of an aligning mechanism with the reference objective gradient g_0 . In contrast, both CAGrad and CONICGRAD successfully reach the global minimum (\star on the Pareto front) for all initialization points.

Notably, CONICGRAD achieves the global minimum significantly faster than CAGrad, as evidenced by its respective learning curve on the far-right of Figure 1. While FAMO and CONICGRAD demonstrate comparable speeds in reaching the Pareto front, only CONICGRAD consistently converges to the global minimum. This highlights its effectiveness in balancing objectives and optimizing the overall performance, surpassing competing methods in both convergence speed and outcome.

4.2. Multi-Task Supervised Learning

In the supervised MTL setting, we evaluate CONICGRAD on three widely used benchmarks, namely CityScapes (Cordts et al., 2016), CelebA (Liu et al., 2015), and NYUv2 (Silberman et al., 2012), following (Liu et al., 2023; Xiao et al., 2024; Navon et al., 2022; Liu et al., 2021a). **Cityscapes** includes two tasks: segmentation and depth estimation. It comprises 5000 RGBD images of urban street scenes, each annotated with per-pixel labels. **NYUv2** is another vision-based dataset that involves three tasks: segmentation, depth

Table 1: **Results on NYUv2 (3 tasks).** We repeat each experiment over 3 different seeds and report the average results. **MR** and $\Delta \mathbf{m}\%$ are main MTL metrics.

Method	Segmentation		Depth		Surface Normal					MR ↓	$\Delta \mathbf{m}\%$ ↓
	mIoU ↑	Pix Acc ↑	Abs Err ↓	Rel Err ↓	Angle Dist ↓		Within t° ↑				
					Mean	Median	11.25	22.5	30		
STL	38.30	63.76	0.6754	0.2780	25.01	19.21	30.14	57.20	69.15		
LS	39.29	65.33	0.5493	0.2263	28.15	23.96	22.09	47.50	61.08	10.67	5.59
SI	38.45	64.27	0.5354	0.2201	27.60	23.37	22.53	48.57	62.32	9.89	4.39
RLW (Lin et al., 2021)	37.17	63.77	0.5759	0.2410	28.27	24.18	22.26	47.05	60.62	13.22	7.78
DWA (Liu et al., 2019)	39.11	65.31	0.5510	0.2285	27.61	23.18	24.17	50.18	62.39	9.44	3.57
UW (Kendall et al., 2018)	36.87	63.17	0.5446	0.2260	27.04	22.61	23.54	49.05	63.65	9.44	4.05
MGDA (Sener & Koltun, 2018)	30.47	59.90	0.6070	0.2555	24.88	19.45	29.18	56.88	69.36	7.44	1.38
PCGrad (Yu et al., 2020a)	38.06	64.64	0.5550	0.2325	27.41	22.80	23.86	49.83	63.14	10.0	3.97
GradDrop (Chen et al., 2020)	39.39	65.12	0.5455	0.2279	27.48	22.96	23.38	49.44	62.87	8.89	3.58
CAGrad (Liu et al., 2021a)	39.79	65.49	0.5486	0.2250	26.31	21.58	25.61	52.36	65.58	6.33	0.20
IMTL-G (Liu et al., 2021b)	39.35	65.60	0.5426	0.2256	26.02	21.19	26.20	53.13	66.24	5.56	-0.76
NashMTL (Navon et al., 2022)	40.13	65.93	0.5261	0.2171	25.26	20.08	28.40	55.47	68.15	3.67	-4.04
FAMO (Liu et al., 2023)	38.88	64.90	0.5474	0.2194	25.06	19.57	29.21	56.61	68.98	4.78	-4.10
SDMGrad (Xiao et al., 2024)	40.47	65.90	0.5225	0.2084	25.07	19.99	28.54	55.74	68.53	2.78	-4.84
CONICGRAD	38.67	65.25	0.5272	0.2170	24.70	19.37	29.58	57.09	69.56	2.89	-5.13

Table 2: **Results on CityScapes (2 Tasks) and CelebA (40 Tasks).** We repeat each experiment over 3 different seeds and report the average results. **MR** and $\Delta \mathbf{m}\%$ are main MTL metrics.

Method	CityScapes				MR ↓	$\Delta \mathbf{m}\%$ ↓	CelebA	
	Segmentation		Depth				MR ↓	$\Delta \mathbf{m}\%$ ↓
	mIoU ↑	Pix Acc ↑	Abs Err ↓	Rel Err ↓				
STL	74.01	93.16	0.0125	27.77				
LS	70.95	91.73	0.0161	33.83	9.75	14.11	6.55	4.15
SI	70.95	91.73	0.0161	33.83	9.75	14.11	8.0	7.20
RLW (Lin et al., 2021)	74.57	93.41	0.0158	47.79	9.0	24.38	5.53	1.46
DWA (Liu et al., 2019)	75.24	93.52	0.0160	44.37	7.25	21.45	7.2	3.20
UW (Kendall et al., 2018)	72.02	92.85	0.0140	30.13	6.5	5.89	6.03	3.23
MGDA (Sener & Koltun, 2018)	68.84	91.54	0.0309	33.50	10.25	44.14	11.03	14.85
PCGrad (Yu et al., 2020a)	75.13	93.48	0.0154	42.07	7.25	18.29	8.05	3.17
GradDrop (Chen et al., 2020)	75.27	93.53	0.0157	47.54	6.5	23.73	8.05	3.29
CAGrad (Liu et al., 2021a)	75.16	93.48	0.0141	37.60	6.0	11.64	6.42	2.48
IMTL-G (Liu et al., 2021b)	75.33	93.49	0.0135	38.41	4.5	11.10	4.92	0.84
NashMTL (Navon et al., 2022)	75.41	93.66	0.0129	35.02	2.5	6.82	5.25	2.84
FAMO (Liu et al., 2023)	74.54	93.29	0.0145	32.59	6.25	8.13	5.03	1.21
SDMGrad (Xiao et al., 2024)	74.53	93.52	0.0137	34.01	5.5	7.79	N/A	N/A
CONICGRAD	74.22	93.05	0.0133	30.99	5.5	4.53	4.0	0.10

prediction, and surface normal prediction. It contains 1449 RGBD images of indoor scenes, with corresponding dense annotations. **CelebA** dramatically increases the number of tasks to 40. It features approximately 200K images of 10K celebrities, where each face is annotated with 40 different binary attributes. The task is to classify the presence or absence of these facial attributes for each image.

Note that CityScapes and NYUv2 are dense prediction tasks, whereas CelebA is a classification task, offering a diverse set of challenges for evaluating MTL methods. Also note that, while each benchmark has its own set of performance metrics, the primary metrics for evaluating MTL methods are **MR** (Mean Rank) and $\Delta \mathbf{m}\%$ (lower is better for both).

We compare CONICGRAD against 12 multi-task optimization methods and a single-task baseline (STL), where a separate model is trained for each task. The comparison includes widely recognized MTL approaches such as MGDA (Sener & Koltun, 2018; Désidéri, 2012), PCGrad (Yu et al., 2020a), GradDrop (Chen et al., 2020), CAGrad (Liu et al., 2021a), IMTL-G (Liu et al., 2021b), NashMTL (Navon et al., 2022), FAMO (Liu et al., 2023), and SDMGrad (Xiao et al., 2024). Three established methods on gradient manipulation are also evaluated: DWA (Liu et al., 2019), RLW (Lin et al., 2021), UW (Kendall et al., 2018). Additionally, we consider two baseline methods commonly used in MTL literature: Linear Scalarization (LS), which minimizes L^0 , and Scale-Invariant (SI), which minimizes $\sum_k \log L^k(\theta)$.

Table 3: **MTRL results on the Metaworld-10 (MT10) benchmark.** Results are averaged over 10 runs. We report the performance of NashMTL (Navon et al., 2022) as originally presented in their paper, alongside the results reproduced by Liu et al. (2023) in the subsequent rows.

Method	Success \uparrow (mean \pm stderr)
LS (lower bound)	0.49 \pm 0.07
STL (proxy for upper bound)	0.90 \pm 0.03
Multiheaded SAC (Yu et al., 2020b)	0.61 \pm 0.04
PCGrad (Yu et al., 2020a)	0.72 \pm 0.02
Soft Modularization (Yang et al., 2020)	0.73 \pm 0.04
CAGrad (Liu et al., 2021a)	0.83 \pm 0.05
NashMTL (Navon et al., 2022) (every 1) (reproduced by FAMO)	0.91 \pm 0.03 0.80 \pm 0.13
NashMTL (Navon et al., 2022) (every 50) (reproduced by FAMO)	0.85 \pm 0.02 0.76 \pm 0.10
NashMTL (Navon et al., 2022) (every 100) (reproduced by FAMO)	0.87 \pm 0.03 0.80 \pm 0.12
FAMO (Liu et al., 2023)	0.83 \pm 0.05
SDMGrad (Xiao et al., 2024)	0.84 \pm 0.10
CONICGRAD	0.89 \pm 0.02

Results. On NYUv2 (3 tasks; see Table 1), CONICGRAD delivers strong performance, particularly excelling in surface normal estimation. While segmentation and depth metrics are slightly behind the best methods, they remain competitive. Notably, while CONICGRAD achieves the second best MR (2.89), it delivers the best average performance improvement across tasks ($\Delta m\% = -5.13$), demonstrating its ability to outperform the single-task baseline while effectively balancing task trade-offs.

On CityScapes (2 tasks; see Table 2 (left)), CONICGRAD achieves a strong balance between segmentation and depth estimation. While NashMTL has the best overall MTL performance with an MR of 2.5, CONICGRAD ranks third overall, alongside SDMGrad, and just behind IMTL-G. Notably, it achieves the best $\Delta m\%$ (4.53), reflecting its superior ability to reduce average performance drops across tasks and optimize the trade-offs inherent in MTL.

On CelebA (40 tasks; see Table 2 (right)), CONICGRAD reports the best rank MR (4.0) and lowest $\Delta m\%$ of 0.10. This highlights its effectiveness to scale efficiently to large numbers of tasks, while minimizing performance disparities with STL and achieving nearly optimal task balancing.

These results highlight CONICGRAD as a state-of-the-art method in multi-task learning, demonstrating strong performance across diverse MTL benchmarks, from small-scale to large-scale multi-task settings. We provide standard errors for our reported performance metrics in Appendix D.1, demonstrating the small variability in our results and highlighting their stability and reliability.

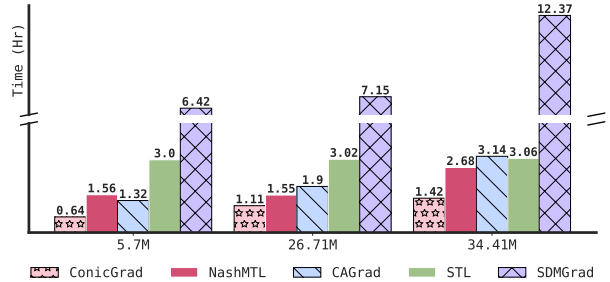


Figure 4: **Scalability Experiments on CelebA.** We measure the computational overhead of MTL methods as the model size increases (in terms of number of parameters) to illustrate how these methods scale.

4.3. Multi-Task Reinforcement Learning

In addition to supervised multi-task learning benchmarks, we evaluate CONICGRAD in a multi-task Reinforcement Learning (RL) (Sutton, 2018) setting. Gradient conflicts are particularly prevalent in RL due to the inherent stochasticity of the paradigm (Yu et al., 2020a), making it an ideal testbed for optimization strategies that handle such conflicts effectively. Following prior works (Yu et al., 2020a; Liu et al., 2021a; 2023; Xiao et al., 2024), we benchmark CONICGRAD on MetaWorld MT10 (Yu et al., 2020b), a widely used MTRL benchmark consisting of 10 robot manipulation tasks, each with a distinct reward function.

In accordance with the literature, our base RL algorithm is Soft Actor-Critic (SAC) (Haarnoja et al., 2018). We adopt LS (i.e., a joint SAC model) as our baseline and STL (i.e., ten independent SACs, one for each task) as a proxy for skyline. Other methods we compare to include PCGrad (Yu et al., 2020a), CAGrad (Liu et al., 2021a), NashMTL (Navon et al., 2022), FAMO (Liu et al., 2023), and SDMGrad (Xiao et al., 2024). We also compare to an architectural approach to multi-task learning, Soft Modularization (Yang et al., 2020), wherein a routing mechanism is designed to estimate different routing strategies and all routes are softly combined to form different policies.

Results. Table 3 summarizes the results on the MT10 benchmark. While NashMTL reports strong results, (Liu et al., 2023) could not reproduce the same performance. CONICGRAD achieves a success rate of 0.89 with a standard error of 0.02, outperforming all the contending methods and approaching the STL upper bound (0.90 \pm 0.03). Notably, its also exhibits the lowest standard error among all methods which indicates more stable and consistent performance.

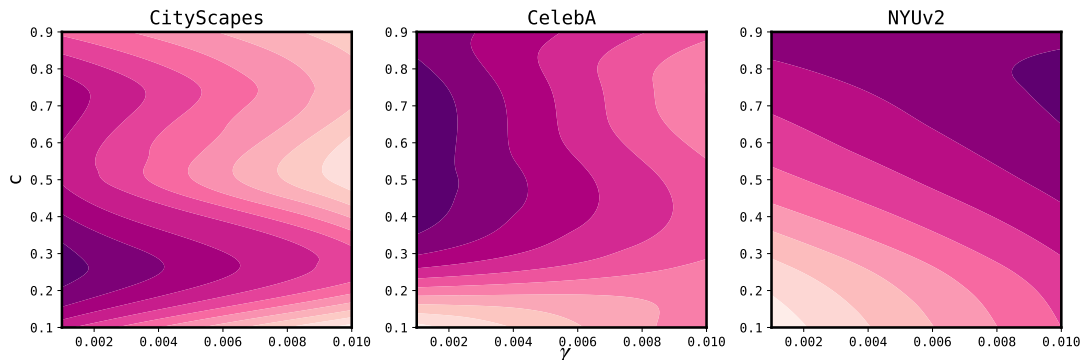


Figure 5: **Contour Plots of c and γ on three MTL benchmarks.** We ablate the hyperparameters $\gamma \in [0.001, 0.01]$ on the x-axes and $c \in \{0.1, 0.25, 0.5, 0.75, 0.9\}$ on the y-axes. The raw data consists of discrete values for γ and c at specific points, and we use interpolation to fill in the gaps to create a continuous surface that reveals how $\Delta m\%$ (darker areas indicate better performance) varies across the hyperparameter space.

4.4. Scalability Analysis for Larger Models

We conduct scaling experiments to evaluate the computational overhead incurred by MTL methods as model size increases. This analysis is crucial since most of these methods involve direct manipulation of gradients associated with the parameters of the model. We compare CA-Grad (Liu et al., 2021a), NashMTL (Navon et al., 2022), SDMGrad (Xiao et al., 2024), and CONICGRAD along with STL.³ CelebA (Liu et al., 2015) is chosen as the evaluation benchmark due to its high task count (i.e., 40). The base model has 5.2M parameters (measured using the ptflops package (Sovrasov, 2018-2024)), and we create two scaled variants with 26.71M and 34.41M parameters, representing roughly $5\times$ and $7\times$ the base model size, by increasing the number of layers and neurons. For each method and model size, we measure the average time per epoch over two runs.

Figure 4 illustrates the per-epoch time (in hours) for each algorithm as the underlying model size increases. Our method, CONICGRAD, remains computationally efficient as the number of parameters grows, while other methods experience slowdowns. In particular, SDMGrad (Xiao et al., 2024) requires significantly more time due to its reliance on multiple forward passes for gradient estimation.

4.5. Ablation Study

We examine the effect of two key hyperparameters of CONICGRAD, namely c which controls the maximum permissible angle between the gradient update vector d and the reference gradient vector g_0 , and the regularization coefficient γ . We explore $\gamma \in [0.001, 0.01]$ and $c \in \{0.1, 0.25, 0.5, 0.75, 0.9\}$ as the space of admissible

³We excluded FAMO (Liu et al., 2023) from this analysis as it is a zero-order algorithm (i.e., does not require explicit computation of gradients of θ), while the rest of the methods are first-order.

values. In Figure 5, we observe that smaller values of γ are preferred for the CityScapes and CelebA benchmarks, while a larger γ enhances performance on NYUv2. As for the conic constraint, $c \geq 0.5$ is generally preferred for CelebA and NYUv2 benchmarks, enforcing the angle between d and g_0 to remain below 60° . In contrast, for CityScapes, a smaller c (i.e., $c = 0.25$) leads to better performance, suggesting that the update vector d should be allowed to deviate more from g_0 in this benchmark.

5. Conclusion

In this work, we explored Multi-Task Learning (MTL) through the lens of Multi-Objective Optimization (MOO) and introduced CONICGRAD. A fundamental challenge in MTL is gradient conflicts, where task gradients may point in opposing directions, making it difficult to find a unique gradient update vector d that improves all tasks simultaneously. To address this, CONICGRAD analyzes the evolving relationships between task-specific gradients as optimization progresses, and dynamically computes d at each training step. CONICGRAD offers a geometrically interpretable solution by enforcing an angular constraint, ensuring that d remains within a cone defined by an angle of at most $\arccos(c)$ relative to the reference objective gradient g_0 . This formulation preserves alignment with g_0 while still permitting adaptive adjustments to task-specific contributions. Additionally, we demonstrate that not only CONICGRAD is computationally efficient, but also scales effectively to high-dimensional parameter spaces. Evaluations on standard supervised and reinforcement learning benchmarks demonstrate that CONICGRAD consistently outperforms state-of-the-art methods in most cases, while remaining competitive in others.

Limitations and Future Work. Our method relies on the cone angle parameter c , which influences the alignment

constraint. While CONICGRAD has demonstrated strong performance across various tasks with a small set of tried values for c , a promising avenue for future work is the development of strategies to dynamically adjust c during training. This dynamic adaptation can enhance the algorithm’s ability to navigate the loss landscape more effectively and potentially accelerate convergence.

Impact Statement

This paper presents work whose goal is to advance the field of Machine Learning. There are many potential societal consequences of our work, none which we feel must be specifically highlighted here.

References

- Chen, Z., Ngiam, J., Huang, Y., Luong, T., Kretschmar, H., Chai, Y., and Anguelov, D. Just pick a sign: Optimizing deep multitask models with gradient sign dropout. *Advances in Neural Information Processing Systems*, 33: 2039–2050, 2020.
- Cordts, M., Omran, M., Ramos, S., Rehfeld, T., Enzweiler, M., Benenson, R., Franke, U., Roth, S., and Schiele, B. The cityscapes dataset for semantic urban scene understanding. In *Proceedings of the IEEE conference on computer vision and pattern recognition*, pp. 3213–3223, 2016.
- Désidéri, J.-A. Multiple-gradient descent algorithm (mgda) for multiobjective optimization. *Comptes Rendus Mathématique*, 350(5-6):313–318, 2012.
- Haarnoja, T., Zhou, A., Abbeel, P., and Levine, S. Soft actor-critic: Off-policy maximum entropy deep reinforcement learning with a stochastic actor. In *International conference on machine learning*, pp. 1861–1870. PMLR, 2018.
- He, K., Gkioxari, G., Dollár, P., and Girshick, R. Mask r-cnn. In *Proceedings of the IEEE international conference on computer vision*, pp. 2961–2969, 2017.
- Higham, N. J. *Accuracy and stability of numerical algorithms*. SIAM, 2002.
- Kendall, A., Gal, Y., and Cipolla, R. Multi-task learning using uncertainty to weigh losses for scene geometry and semantics. In *Proceedings of the IEEE conference on computer vision and pattern recognition*, pp. 7482–7491, 2018.
- Kingma, D. P. Adam: A method for stochastic optimization. *arXiv preprint arXiv:1412.6980*, 2014.
- Lin, B., Ye, F., Zhang, Y., and Tsang, I. W. Reasonable effectiveness of random weighting: A litmus test for multi-task learning. *arXiv preprint arXiv:2111.10603*, 2021.
- Lin, B., Jiang, W., Chen, P., Zhang, Y., Liu, S., and Chen, Y.-C. Mtmamba: Enhancing multi-task dense scene understanding by mamba-based decoders. In *European Conference on Computer Vision*, pp. 314–330. Springer, 2025.
- Liu, B., Liu, X., Jin, X., Stone, P., and Liu, Q. Conflict-averse gradient descent for multi-task learning. *Advances in Neural Information Processing Systems*, 34:18878–18890, 2021a.
- Liu, B., Feng, Y., Stone, P., and Liu, Q. Famo: Fast adaptive multitask optimization. In Oh, A., Naumann, T., Globerson, A., Saenko, K., Hardt, M., and Levine, S. (eds.), *Advances in Neural Information Processing Systems*, volume 36, pp. 57226–57243, 2023.
- Liu, L., Li, Y., Kuang, Z., Xue, J., Chen, Y., Yang, W., Liao, Q., and Zhang, W. Towards impartial multi-task learning. *iclr*, 2021b.
- Liu, S., Johns, E., and Davison, A. J. End-to-end multi-task learning with attention. In *Proceedings of the IEEE/CVF conference on computer vision and pattern recognition*, pp. 1871–1880, 2019.
- Liu, Z., Luo, P., Wang, X., and Tang, X. Deep learning face attributes in the wild. In *Proceedings of the IEEE international conference on computer vision*, pp. 3730–3738, 2015.
- Long, J., Shelhamer, E., and Darrell, T. Fully convolutional networks for semantic segmentation. In *Proceedings of the IEEE conference on computer vision and pattern recognition*, pp. 3431–3440, 2015.
- Navon, A., Shamsian, A., Achituve, I., Maron, H., Kawaguchi, K., Chechik, G., and Fetaya, E. Multi-task learning as a bargaining game. *arXiv preprint arXiv:2202.01017*, 2022.
- Sener, O. and Koltun, V. Multi-task learning as multi-objective optimization. *Advances in neural information processing systems*, 31, 2018.
- Silberman, N., Hoiem, D., Kohli, P., and Fergus, R. Indoor segmentation and support inference from rgb-d images. In *Computer Vision—ECCV 2012: 12th European Conference on Computer Vision, Florence, Italy, October 7-13, 2012, Proceedings, Part V 12*, pp. 746–760. Springer, 2012.
- Sodhani, S. and Zhang, A. Mtrl - multi task rl algorithms. Github, 2021. URL <https://github.com/facebookresearch/mtrl>.

- Sovrasov, V. ptflops: a flops counting tool for neural networks in pytorch framework, 2018-2024. URL <https://github.com/sovrasov/flops-counter.pytorch>.
- Sutton, R. S. Reinforcement learning: An introduction. A *Bradford Book*, 2018.
- Vandenhende, S., Georgoulis, S., Van Gansbeke, W., Proesmans, M., Dai, D., and Van Gool, L. Multi-task learning for dense prediction tasks: A survey. *IEEE transactions on pattern analysis and machine intelligence*, 44(7):3614–3633, 2021.
- Xiao, P., Ban, H., and Ji, K. Direction-oriented multi-objective learning: Simple and provable stochastic algorithms. *Advances in Neural Information Processing Systems*, 36, 2024.
- Yang, R., Xu, H., Wu, Y., and Wang, X. Multi-task reinforcement learning with soft modularization. *Advances in Neural Information Processing Systems*, 33:4767–4777, 2020.
- Yu, T., Kumar, S., Gupta, A., Levine, S., Hausman, K., and Finn, C. Gradient surgery for multi-task learning. *Advances in Neural Information Processing Systems*, 33: 5824–5836, 2020a.
- Yu, T., Quillen, D., He, Z., Julian, R., Hausman, K., Finn, C., and Levine, S. Meta-world: A benchmark and evaluation for multi-task and meta reinforcement learning. In *Conference on robot learning*, pp. 1094–1100. PMLR, 2020b.
- Zhang, R., Chen, Y., Liu, J., Xi, D., Huo, Y., Liu, J., and Wu, C. Sgw-based multi-task learning in vision tasks. In *Asian Conference on Computer Vision*, pp. 124–141. Springer, 2025.

Appendix

A. Proofs

A.1. Optimal Gradient Direction

Proposition A.1. *Given the optimization problem in Equation (3), its Lagrangian in Equation (4), and assuming the Slater condition holds, the dual of the primal problem in Equation (5), then the optimal update direction d^* is given by*

$$d^* = \frac{1}{\lambda} (c^2 \|g_0\|^2 \mathbb{I} - g_0 g_0^\top)^{-1} g_\omega$$

Proof. We re-produce the Lagrangian from Equation (4) as

$$\max_{d \in \mathbb{R}^M} \min_{i \in [K]} \langle g_i, d \rangle - \frac{\lambda}{2} (c^2 \|g_0\|^2 \|d\|^2 - \|g_0^\top d\|^2). \quad (16)$$

We take the partial derivative of Equation (16) with respect to d while keeping λ and ω fixed, i.e., $\frac{\partial}{\partial(d)}$ and get

$$g_\omega - \lambda [c^2 \|g_0\|^2 d - g_0 g_0^\top d] = 0, \quad (17)$$

$$g_\omega - \lambda c^2 \|g_0\|^2 d + \lambda g_0 g_0^\top d = 0. \quad (18)$$

Since we want to find d^* , we collect all the terms dependent on d and re-arrange as

$$g_\omega = \lambda c^2 \|g_0\|^2 d - \lambda g_0 g_0^\top d, \quad (19)$$

$$g_\omega = \lambda d (c^2 \|g_0\|^2 \mathbb{I} - g_0 g_0^\top). \quad (20)$$

Now, we can write d^* as

$$d^* = \frac{g_\omega}{\lambda (c^2 \|g_0\|^2 \mathbb{I} - g_0 g_0^\top)}, \quad (21)$$

$$d^* = \frac{1}{\lambda} (c^2 \|g_0\|^2 \mathbb{I} - g_0 g_0^\top)^{-1} g_\omega, \quad (22)$$

and we arrive at the equation we set out to prove. \square

A.2. Optimizing for λ

To optimize λ , we first substitute d^* from Equation (8) into Equation (7). To simplify the resulting expression, we define $\mathbf{Z} := (c^2 \|g_0\|^2 \mathbb{I} - g_0 g_0^\top)$, which is independent of λ , following a similar approach as in Section 3.1, then

$$E(\lambda) = \frac{1}{\lambda} (g_w^\top \mathbf{Z}^{-1} g_w) - \frac{\lambda}{2} \left(c^2 \|g_0\|^2 \left\| \frac{\mathbf{Z}^{-1} g_w}{\lambda} \right\|^2 - \left\| \frac{g_0^\top \mathbf{Z}^{-1} g_w}{\lambda} \right\|^2 \right).$$

This further simplifies to

$$E(\lambda) = \underbrace{\frac{g_w^\top \mathbf{Z}^{-1} g_w}{\lambda}}_{\text{Term 1}} - \frac{1}{2\lambda} \underbrace{\left[c^2 \|g_0\|^2 \|\mathbf{Z}^{-1} g_w\|^2 - (g_0^\top \mathbf{Z}^{-1} g_w)^2 \right]}_{\text{Term 2}} = \frac{1}{\lambda} \left[g_w^\top \mathbf{Z}^{-1} g_w - \frac{1}{2} (c^2 \|g_0\|^2 \|\mathbf{Z}^{-1} g_w\|^2 - (g_0^\top \mathbf{Z}^{-1} g_w)^2) \right].$$

Derivative w.r.t. λ Let the constant part (independent of λ) be denoted by C , then we can write

$$C = g_w^\top \mathbf{Z}^{-1} g_w - \frac{1}{2} \left[c^2 \|g_0\|^2 \|\mathbf{Z}^{-1} g_w\|^2 - (g_0^\top \mathbf{Z}^{-1} g_w)^2 \right].$$

So, $E(\lambda) = \frac{C}{\lambda}$, and its derivative is

$$\frac{d}{d\lambda} E(\lambda) = \frac{d}{d\lambda} \left(\frac{C}{\lambda} \right) = C \cdot \frac{d}{d\lambda} \left(\frac{1}{\lambda} \right) = -\frac{C}{\lambda^2}.$$

However, since $C \neq 0$, no finite λ satisfies the stationary condition. This exemplifies why, in Machine Learning (ML), iterative optimization is often preferred over algebraic closed-form solutions, as many Lagrange-like formulations do not yield a single closed-form multiplier. Thus, in this work, we set $\lambda = 1$ and found it to perform well empirically.

A.3. Convergence Analysis of CONICGRAD

We borrow from (Liu et al., 2021a) the style and language for the purpose of analyzing convergence rate of CONICGRAD. We abuse the notation and assume that L_0 denotes a general function which has associated gradient $g_0 = \nabla L_0$.

Theorem A.2. *Assume individual loss functions L_0, L_1, \dots, L_K are differentiable on \mathbb{R}^M and their gradients $\nabla L_i(\theta)$ are all L -Lipschitz, i.e., $\|\nabla L_i(x) - \nabla L_i(y)\| \leq L\|x - y\|$ for $i = 0, 1, \dots, K$, where $L \in (0, \infty)$, and L_0 is bounded from below i.e., $L_0^* = \inf_{\theta \in \mathbb{R}^m} L_0(\theta) > -\infty$. Then, with a fixed step-size α satisfying $0 < \alpha < \frac{1}{L}$, and in case of $-1 \leq c \leq 1$, CONICGRAD satisfies*

$$\sum_{t=0}^T \|g_0(\theta_t)\|^2 \leq \frac{2(L_0(0) - L_0^*)}{\alpha(2\kappa c - 1)(T + 1)}. \quad (23)$$

Proof. Consider the optimization step to be t^{th} and let $d^*(\theta_t)$ be the update direction obtained by solving Equation (3), then we can write

$$\begin{aligned} L_0(\theta_{t+1}) - L_0(\theta_t) &\leq L_0(\theta_t - \alpha d^*(\theta_t)) - L_0(\theta_t) \\ L_0(\theta_{t+1}) - L_0(\theta_t) &\leq L_0(\theta_t - \alpha d^*(\theta_t)) - L_0(\theta_t) \leq -\alpha g_0(\theta_t)^\top d^*(\theta_t) + \frac{L}{2} \|\alpha d^*(\theta_t)\|^2 \quad \text{by smoothness} \\ &\leq -\alpha g_0(\theta_t)^\top d^*(\theta_t) + \frac{L\alpha^2}{2} \|d^*(\theta_t)\|^2 \quad \text{re-arranging} \\ &\leq -\alpha g_0(\theta_t)^\top d^*(\theta_t) + \frac{\alpha}{2} \|d^*(\theta_t)\|^2 \quad \text{by } \alpha \leq \frac{1}{L} \\ &\leq -\alpha c \|g_0(\theta_t)\| \|d^*(\theta_t)\| + \frac{\alpha}{2} \|d^*(\theta_t)\|^2 \quad \text{by constraint in Equation (3)} \\ &= -\alpha c \|g_0(\theta_t)\| \kappa \|g_0(\theta_t)\| + \frac{\alpha}{2} (\kappa \|g_0(\theta_t)\|)^2 \quad \text{because we enforce } \|d^*(\theta_t)\| \approx \kappa \|g_0(\theta_t)\| \\ &= -\alpha \kappa c \|g_0(\theta_t)\|^2 + \frac{\alpha}{2} \kappa^2 \|g_0(\theta_t)\|^2 \\ &= -\left(\alpha \kappa c - \frac{\alpha}{2}\right) \|g_0(\theta_t)\|^2 \\ &= -\left(\frac{2\alpha \kappa c - \alpha}{2}\right) \|g_0(\theta_t)\|^2, \end{aligned}$$

where κ is some constant that $\|d^*(\theta_t)\|$ approximates $\|g_0(\theta_t)\|$ with. Note that this follows from the normalization term $\tilde{d} = d^* \frac{\|g_0\|}{\|d^*\|}$. Using telescopic sums, we have $L_0(\theta_{T+1}) - L_0(0) = -\left(\frac{2\alpha \kappa c - \alpha}{2}\right) \sum_{t=0}^T \|g_0(\theta_t)\|^2$. Therefore,

$$\begin{aligned} \min_{t \leq T} \|g_0(\theta_t)\|^2 &\leq \frac{1}{T+1} \sum_{t=0}^T \|g_0(\theta_t)\|^2 \leq \frac{2(L_0(0) - L_0(\theta_{T+1}))}{2\alpha \kappa c - \alpha(T+1)} \\ &= \min_{t \leq T} \|g_0(\theta_t)\|^2 \leq \frac{1}{T+1} \sum_{t=0}^T \|g_0(\theta_t)\|^2 \leq \frac{2(L_0(0) - L_0(\theta_{T+1}))}{\alpha(2\kappa c - 1)(T+1)} \end{aligned}$$

Therefore, if L_0 is bounded from below, then $\min_{t \leq T} \|g_0(\theta_t)\|^2 = \mathcal{O}\left(\frac{1}{T}\right)$. □

Proposition A.3. *When $c = 1$ in CONICGRAD's optimization objective (Equation (3)), then the update direction vector and average gradient are collinear and positively aligned. Therefore, CONICGRAD recovers gradient descent objective with $d = g_0$.*

Proof. From Equation (3), recall that

$$\max_{d \in \mathbb{R}^K} \min_{i \in [T]} \langle g_i, d \rangle \quad s.t. \quad \frac{\langle g_0, d \rangle}{\|g_0\| \|d\|} \geq c,$$

where c refers to a value between $[-1, 1]$ because $-1 \leq \cos(\theta) \leq 1$ is the range of the cosine function. In gradient descent for MTL, the update direction is the convex combination of different objective functions. Assume a simple 2 task problem with gradients g_1 for task 1 and g_2 for task 2, then the update vector d with gradient descent is given by

$$d = \frac{g_1 + g_2}{2}. \quad (24)$$

We substitute $d = \frac{g_1 + g_2}{2}$ and $g_0 = \frac{g_1 + g_2}{2}$ in Equation (3), and simplify the objective by first computing the numerator $\langle g_0, d \rangle$ as,

$$\langle g_0, d \rangle = \left\langle \frac{g_1 + g_2}{2}, \frac{g_1 + g_2}{2} \right\rangle \quad (25)$$

$$= \frac{1}{4} \left(\|g_1\|^2 + 2\langle g_1, g_2 \rangle + \|g_2\|^2 \right). \quad (26)$$

Then, we compute both values in the denominator, i.e., $\|g_0\|$ and $\|d\|$ as,

$$\|g_0\| = \left\| \frac{g_1 + g_2}{2} \right\| = \sqrt{\left\langle \frac{g_1 + g_2}{2}, \frac{g_1 + g_2}{2} \right\rangle} \quad (27)$$

$$= \sqrt{\frac{1}{4} \left(\|g_1\|^2 + 2\langle g_1, g_2 \rangle + \|g_2\|^2 \right)} \quad \because \text{Equation (26)} \quad (28)$$

and since $d = g_0$, we can say $\|d\| = \|g_0\|$. We then substitute all the expressions in CONICGRAD's objective and get

$$= \frac{\frac{1}{4} \left(\|g_1\|^2 + 2\langle g_1, g_2 \rangle + \|g_2\|^2 \right)}{\sqrt{\frac{1}{4} \left(\|g_1\|^2 + 2\langle g_1, g_2 \rangle + \|g_2\|^2 \right)} \cdot \sqrt{\frac{1}{4} \left(\|g_1\|^2 + 2\langle g_1, g_2 \rangle + \|g_2\|^2 \right)}} \quad (29)$$

$$= \frac{\frac{1}{4} \left(\|g_1\|^2 + 2\langle g_1, g_2 \rangle + \|g_2\|^2 \right)}{\frac{1}{4} \left(\|g_1\|^2 + 2\langle g_1, g_2 \rangle + \|g_2\|^2 \right)} = 1. \quad (30)$$

Equation (30) implies that $\frac{\langle g_0, d \rangle}{\|g_0\| \|d\|} = 1$ which is only true when the angle between d and g_0 is 0° , because $\cos(0^\circ) = 1$, and both d and g_0 are exactly collinear and positively aligned. Therefore, CONICGRAD recovers the the gradient descent objective in MTL setting in this case. \square

Proposition A.4. *If $c < 1$, then the direction vector $d_s = \alpha g_0$ (with $\alpha > 0$) satisfies*

$$\frac{\langle g_0, d_s \rangle}{\|g_0\| \|d_s\|} > c,$$

i.e., $\langle g_0, d_s \rangle - c \|g_0\| \|d_s\| > 0$, and Slater condition holds.

Proof. Let $g_0, g_1, \dots, g_k \in \mathbb{R}^m$, and at each iteration we solve

$$\max_{d \in \mathbb{R}^K} \min_{i \in [T]} \langle g_i, d \rangle \quad s.t. \quad \frac{\langle g_0, d \rangle}{\|g_0\| \|d\|} > c \quad \text{from Equation (3).}$$

where we replace \geq with $>$ because strict inequality is what needs to hold. From this we can say

$$\langle g_0, d \rangle > c \|g_0\| \|d\|, \quad (31)$$

$$= \langle g_0, d \rangle - c \|g_0\| \|d\| > 0. \quad (32)$$

We aim to show the existence of at least one point d_s in the feasible set satisfying Equation (32), i.e., $\langle g_0, d_s \rangle - c \|g_0\| \|d_s\| > 0$. Let $d_s = \alpha g_0 \in \mathbb{R}^m$ be the vector g_0 scaled by some scalar $\alpha > 0$. We can then re-write Equation (3) as

$$\frac{\langle g_0, d_s \rangle}{\|g_0\| \|d_s\|} > c. \quad (33)$$

We substitute the value of d_s and simplify both numerator and denominator as $\langle g_0, d_s \rangle = \langle g_0, \alpha g_0 \rangle = \alpha \|g_0\|^2$, and $\|d_s\| = \|\alpha g_0\| = \alpha \|g_0\|$. We now re-write Equation (32) as

$$(\alpha \|g_0\|^2) - c \|g_0\| (\alpha \|g_0\|) > 0 \quad (34)$$

$$= \alpha \|g_0\|^2 - c \alpha \|g_0\|^2 > 0 \quad (35)$$

$$= \alpha \|g_0\|^2 (1 - c) > 0. \quad (36)$$

In Equation (36), as $\alpha \|g_0\|^2 > 0$, therefore $1 - c > 0$ or $c < 1$. Hence, we see that d_s strictly satisfies the inequality $\langle g_0, d \rangle - c \|g_0\| \|d\| > 0$ and Equation (33), and d_s is a feasible point. Since Slater condition holds, we have strong duality. \square

Remark A.5. In Proposition A.3, we show that in the case of $c = 1$, CONICGRAD recovers gradient descent with $d = g_0$. However, in the case of $c > 1$, we see that it implies $\frac{\langle g_0, d \rangle}{\|g_0\| \|d\|} \geq c > 1$, and this is impossible by Cauchy–Schwarz inequality (which states $\langle g_0, d \rangle \leq \|g_0\| \|d\|$). Therefore, the feasible set is empty and no solution exists.

B. Detailed Look at CONICGRAD

B.1. Exploring CONICGRAD’s Hyperparameter c

The range of c is $c \in [-1, 1]$, and hence no solution exists outside of this range. In practice, we restrict $c \in (0, 1]$ to avoid negative correlation. In Figure 6 we visualize the range of admissible update directions (the pink area), given a certain c .

- When $c = 1$, then both the update direction vector d and average gradient g_0 are collinear, i.e., they lie on top of each other and the angle is zero.
- In case of $c = 0.5$, the admissible vectors form acute angles, while in the case of $c < 0$ (e.g., $c = -0.3$), the update direction vectors form obtuse angles with the average gradient.
- When $c = 0$, all the admissible vectors are orthogonal to g_0 .
- As the value of c decreases below 0 but ≥ -1 , d vectors that are negatively correlated become admissible.
- In the extreme case of $c = -1$, the entire region becomes feasible.

C. Toy Example for Multi-Task Optimization

We adopt a simple yet insightful toy example from (Liu et al., 2021a) which serves as a minimal, interpretable framework for evaluating and visualizing the performance of multi-task learning methods under controlled conditions. Figure 7 illustrates

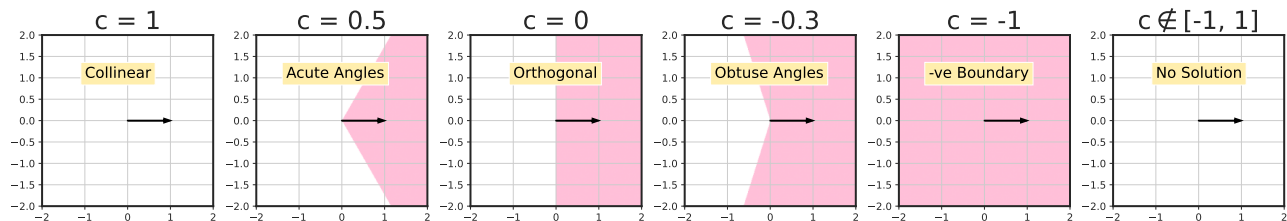


Figure 6: **Geometric Interpretation of CONICGRAD.** The black arrow indicates the main objective gradients vector g_0 , and the region covered in pink indicates the valid region. We plot several values of c to visualize how the region of admissible update direction vectors changes.

the loss landscapes of each individual task $\mathcal{L}_1(\theta)$ and $\mathcal{L}_2(\theta)$ (in panels (a) and (b) respectively), as well as the combined objective (in panel (c)). The global minima for each task and the combined objective are indicated by \star , with the gray line in (c) representing the Pareto front. Panel (d) in Figure 7 represents the 3D plot of the combined task.

The two competing objectives in the overall objective $\frac{1}{2}(\mathcal{L}_1(\theta) + \mathcal{L}_2(\theta))$ simulate scenarios where optimization methods must balance conflicting gradients effectively in order to reach the global minimum. Failing to do so often results in getting stuck in either of the two suboptimal local minima. In Figure 1, we visualize optimization trajectories for CONICGRAD, along with those for FAMO, CAGrad, and NashMTL using five standard initialization points. The results reveal that NashMTL struggles with two initialization points for which it gets stuck in local minima. FAMO reaches the Pareto front but fails to find the global optimum. In contrast, both CAGrad and CONICGRAD reach the global minima for all initialization points, with CONICGRAD converging significantly faster than CAGrad.

Next, we provide the exact mathematical formulation of the two tasks.

Problem Formulation The toy example consists of a two-dimensional input vector $\theta = [\theta_1, \theta_2]$, and two objectives

$$\begin{aligned}\mathcal{L}_1(\theta) &= (f_1 \cdot c_1 + g_1 \cdot c_2) \quad \text{and} \\ \mathcal{L}_2(\theta) &= (f_2 \cdot c_1 + g_2 \cdot c_2),\end{aligned}$$

where

$$\begin{aligned}f_1 &= \log\left(\max(|0.5(-\theta_1 - 7) - \tanh(-\theta_2)|, \epsilon)\right) + 6, \\ f_2 &= \log\left(\max(|0.5(-\theta_1 + 3) + \tanh(-\theta_2) + 2|, \epsilon)\right) + 6,\end{aligned}$$

$$\begin{aligned}g_1 &= \frac{(-\theta_1 + 7)^2 + 0.1(-\theta_2 - 8)^2}{10} - 20, \\ g_2 &= \frac{(-\theta_1 - 7)^2 + 0.1(-\theta_2 - 8)^2}{10} - 20,\end{aligned}$$

and

$$\begin{aligned}c_1 &= \max\left(\tanh(0.5\theta_2), 0\right), \\ c_2 &= \max\left(\tanh(-0.5\theta_2), 0\right)\end{aligned}$$

with c_1 and c_2 as binary switching terms, and $\epsilon = 5 \times 10^{-6}$ ensures numerical stability.

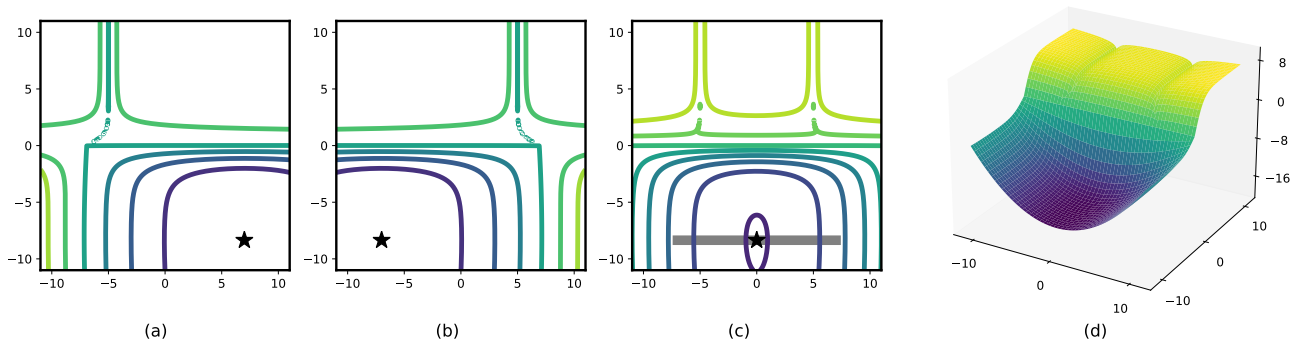


Figure 7: Loss Landscape of the Toy Example. (a) First objective, $\mathcal{L}_1(\theta)$; (b) Second objective, $\mathcal{L}_2(\theta)$; (c) The overall objective, $\frac{1}{2}(\mathcal{L}_1(\theta) + \mathcal{L}_2(\theta))$; and (d) 3D plot of (c). The global minima for (a), (b), and (c) are represented by \star , and the Pareto front for (c) is denoted by a gray line. Balancing the conflicting gradients while navigating the overall objective is crucial; since without it, the optimization process is prone to getting stuck in either of the two suboptimal local minima.

D. More Details on the Experiments

In this section, we discuss the practical details of our proposed method, CONICGRAD. We implement our method based on the library that the authors of NashMTL (Navon et al., 2022) released and follow the settings therein. For the toy example, we ran all methods for the five common initial points in the literature. For CityScapes, NYUv2, and CelebA, we only ran CONICGRAD, and the performance measures of all other methods that we compare against are taken from their respective manuscripts. All of our experiments were conducted on a single NVIDIA Tesla V100 32GB GPU.

D.1. Supervised Learning Experiments

In alignment with the literature (Liu et al., 2023; Xiao et al., 2024; Navon et al., 2022), for CityScapes and NYUv2, we train our method for 200 epochs with Adam optimizer (Kingma, 2014) and step learning rate scheduler (referred to as StepLR in PyTorch) with a decay factor of 0.5 every 100 epochs. At the start of each experiment, the learning rate for θ is set to 0.0001 and 0.001 for CityScapes and NYUv2 respectively. The batch size for CityScapes and NYUv2 is 8 and 2 respectively, and hyperparameters c and γ is 0.25, 0.001 and 0.75, 0.01 for CityScapes and NYUv2 respectively. Following (Liu et al., 2023), for CelebA, we train our method for 15 epochs with Adam optimizer, and there is no scheduler. The batch size is 256 with a learning rate of 0.001, and hyperparameters of CONICGRAD c and γ are set to 0.5, 0.001. We use validation set in CelebA to report best performance, and due to lack of validation set on CityScapes and NYUv2, we report the average of last 10 epochs. Further, for all the datasets, we run each experiment for 3 random seeds and report the average result.

Performance Error Bars. In Table 4 and Table 5, we report CONICGRAD’s mean scores along with their associated standard errors and compare them with FAMO’s (Liu et al., 2023) (as reported in their paper). CONICGRAD not only achieves better overall performance in majority of the metrics, but also consistently exhibits lower standard errors. This combination of superior performance and reduced variability underscores CONICGRAD’s robustness and reliability, ensuring consistent results across runs—an essential factor for reproducibility.

Table 4: **Results on NYUv2 (3 tasks) with Error Bars.** We repeat each experiment over 3 different seeds and report the average results (mean) and standard error (stderr).

Method	Segmentation		Depth		Surface Normal					$\Delta m\% \downarrow$
	mIoU \uparrow	Pix Acc \uparrow	Abs Err \downarrow	Rel Err \downarrow	Angle Mean	Dist Median	Within $t^\circ \uparrow$			
							11.25	22.5	30	
FAMO (mean)	38.88	64.90	0.5474	0.2194	25.06	19.57	29.21	56.61	68.98	-4.10
FAMO (stderr)	± 0.54	± 0.21	± 0.0016	± 0.0026	± 0.06	± 0.09	± 0.17	± 0.19	± 0.14	± 0.39
CONICGRAD (mean)	38.67	65.25	0.5272	0.2170	24.70	19.37	29.58	57.09	69.56	-5.13
CONICGRAD (stderr)	± 0.39	± 0.21	± 0.0017	± 0.0016	± 0.03	± 0.05	± 0.08	± 0.10	± 0.09	± 0.12

Table 5: **Results on CityScapes (2 Tasks) and CelebA (40 Tasks) with Error Bars.** We repeat each experiment over 3 different seeds and report the average results (mean) and standard error (stderr).

Method	CityScapes				$\Delta m\% \downarrow$	CelebA
	Segmentation		Depth			$\Delta m\% \downarrow$
	mIoU \uparrow	Pix Acc \uparrow	Abs Err \downarrow	Rel Err \downarrow		
FAMO (mean)	74.54	93.29	0.0145	32.59	8.13	1.21
FAMO (stderr)	± 0.11	± 0.04	± 0.0009	± 1.06	± 1.98	± 0.24
CONICGRAD (mean)	74.22	93.05	0.0133	30.99	4.53	0.10
CONICGRAD (stderr)	± 0.17	± 0.11	± 0.0001	± 0.92	± 0.73	± 0.44

D.2. Reinforcement Learning Experiments

Our MTRL experiments are based on the MTRL codebase (Sodhani & Zhang, 2021), following literature (Navon et al., 2022; Liu et al., 2023; Xiao et al., 2024). CONICGRAD is trained for 2M (million) steps with a batch size of 1280, and we evaluate the method every 30k steps. The hyperparameters c and γ are set to 0.75 and 0.01 respectively. We report the best average test performance over 10 random seeds. The underlying SAC model is trained with Adam optimizer and the learning rate is set to 0.0003.