












# Million Points of Light (MPoL): a PyTorch library for radio interferometric imaging and inference

Ian Czekala <sup>1¶</sup>, Jeff Jennings <sup>2</sup>, Brianna Zawadzki <sup>3</sup>, Kadri Nizam <sup>4</sup>, Ryan Loomis <sup>5</sup>, Megan Delamer <sup>4</sup>, Kaylee de Soto <sup>4</sup>, Robert Frazier <sup>4</sup>, Hannah Grzybowski<sup>4</sup>, Jane Huang <sup>6</sup>, Mary Ogborn <sup>4</sup>, and Tyler Quinn <sup>4</sup>

<sup>1</sup>*University of St Andrews, Scotland*

<sup>2</sup>*CCA, Flatiron Institute, NY, USA*

<sup>3</sup>*Wesleyan University, CT, USA*

<sup>4</sup>*Pennsylvania State University, PA, USA*

<sup>5</sup>*National Radio Astronomy Observatory, Charlottesville, VA, USA*

<sup>6</sup>*Columbia University, NY, USA*

¶ *Corresponding author:*

24 January 2025

## Summary

Astronomical radio interferometers achieve exquisite angular resolution by cross-correlating signal from a cosmic source simultaneously observed by distant pairs of radio telescopes to produce a Fourier-type measurement called a visibility. *Million Points of Light* (MPoL) is a Python library supporting feed-forward modeling of interferometric visibility datasets for synthesis imaging and parametric Bayesian inference, built using the autodifferentiable machine learning framework PyTorch. Neural network components provide a rich set of modular and composable building blocks that can be used to express the physical relationships between latent model parameters and observed data following the radio interferometric measurement equation. Industry-grade optimizers make it straightforward to simultaneously solve for the synthesized image and calibration parameters using stochastic gradient descent.

## Statement of need

When an astrophysical source is observed by a radio interferometer, there are frequently large gaps in the spatial frequency coverage. Therefore, rather than

perform a direct Fourier inversion, images must be synthesized from the visibility data using an imaging algorithm; it is common for the incomplete sampling to severely hamper image fidelity (Condon & Ransom, 2016; Thompson et al., 2017). CLEAN is the traditional image synthesis algorithm of the radio interferometry community (Högbom, 1974), with a modern implementation in the reduction and analysis software CASA (CASA Team et al., 2022; McMullin et al., 2007), the standard for current major facility operations (e.g., Hunter et al., 2023). CLEAN excels at the rapid imaging of astronomical fields comprising unresolved point sources (e.g. quasars) and marginally resolved sources, but may struggle when the source morphology is not well-matched by the CLEAN basis set (e.g., point sources, Gaussians), a common situation with ring-like protoplanetary disk sources (Disk Dynamics Collaboration et al., 2020, sec. 3).

High fidelity imaging algorithms for spatially resolved sources are needed to realize the full scientific potential of groundbreaking observatories like the Atacama Large Millimeter Array (ALMA; Wootten & Thompson (2009)), the Event Horizon Telescope (Event Horizon Telescope Collaboration, et al., 2019), and the Square Kilometer Array (Dewdney et al., 2009) as they deliver significantly improved sensitivity and resolving power compared to previous generation instruments. In the field of planet formation alone, spatially resolved observations from ALMA have rapidly advanced our understanding of protoplanetary disk structures (Andrews, 2020), kinematic signatures of embedded protoplanets (Pinte et al., 2018), and circumplanetary disks (Benisty et al., 2021; Casassus & Cárcamo, 2022). Application of higher performance imaging techniques to these groundbreaking datasets (e.g., Casassus & Cárcamo, 2022) showed great promise in unlocking further scientific progress. Simultaneously, a flexible, open-source platform could integrate machine learning algorithms and computational imaging techniques from non-astronomy fields.

## The Million Points of Light (MPoL) library

MPoL is a library designed for feed-forward modeling of interferometric datasets using Python, Numpy (Harris et al., 2020), and the computationally performant machine learning framework PyTorch (Paszke et al., 2019), which debuted with Zawadzki et al. (2023). MPoL implements a set of foundational interferometry components using PyTorch `nn.module`, which can be easily combined to build a forward-model of the interferometric dataset(s) at hand. We strive to seamlessly integrate with the PyTorch ecosystem so that users can easily leverage well-established machine learning workflows: optimization with stochastic gradient descent (Bishop & Bishop, 2023, Ch. 7), straightforward acceleration with GPU(s), and integration with common neural network architectures.

In a typical feed-forward workflow, MPoL users will use foundational components like `BaseCube` and `ImageCube` to define the true-sky model, Fourier layers like `FourierCube` or `NuFFT` (wrapping `torchkbnufft`, Muckley et al., 2020) to apply the Fourier transform and sample the visibility function at the location of

the array baselines, and the negative log likelihood to calculate a data loss. Backpropagation (see Baydin et al., 2018 for a review) and stochastic gradient descent (e.g., AdamW, Loshchilov & Hutter, 2017) are used to find the true-sky model that minimizes the loss function. However, because of the aforementioned gaps in spatial frequency coverage, there is technically an infinite number of true-sky images fully consistent with the data likelihood, so regularization loss terms are required. MPoL supports Regularized Maximum Likelihood (RML) imaging with common regularizers like maximum entropy, sparsity, and others (e.g., as used in Event Horizon Telescope Collaboration 2019); users can also implement custom regularizers with PyTorch.

MPoL also provides several other workflows relevant to astrophysical research. First, by seamlessly coupling with the probabilistic programming language Pyro (Bingham et al., 2019), MPoL supports Bayesian parametric inference of astronomical sources by modeling the data visibilities. Second, users can implement additional data calibration components as their data requires, enabling fine-scale, residual calibration physics to be parameterized and optimized simultaneously with image synthesis (following the radio interferometric measurement equation Hamaker et al., 1996; Smirnov, 2011). Finally, the library also provides convenience utilities like `DirtyImager` (including Briggs robust and UV taper) to confirm the data has been loaded correctly. The MPoL-dev organization also develops the `MPoL-dev/visread` package, which is designed to facilitate the extraction of visibility data from CASA’s Measurement Set format for use in alternative imaging workflows.

## Documentation, examples, and scientific results

MPoL is freely available, open-source software licensed via the MIT license and is developed on GitHub at [MPoL-dev/MPoL](https://github.com/MPoL-dev/MPoL). Installation and API documentation is hosted at <https://mpol-dev.github.io/MPoL/>, and is continuously built with each commit to the `main` branch. As a library, MPoL expects researchers to write short scripts using use MPoL and PyTorch primitives, in much the same way that PyTorch users write scripts for machine learning workflows (e.g., as in the [official PyTorch examples](#)). MPoL example projects are hosted on GitHub at [MPoL-dev/examples](https://github.com/MPoL-dev/examples). These include an introduction to generating mock data, a quickstart using stochastic gradient descent, and a Pyro workflow using stochastic variational inference (SVI) to replicate the parametric inference done in Guzmán et al. (2018), among others. In Figure 1, we compare an image obtained with CLEAN to that using MPoL and RML, synthesized from the data presented in Huang et al. (2018), highlighting the improvement in resolution offered by feed-forward modeling technologies.<sup>1</sup>

MPoL has already been used in a number of scientific publications. Zawadzki et al. (2023) introduced MPoL and explored RML imaging for ALMA observations of protoplanetary disks, finding a 3x improvement in spatial resolution

---

<sup>1</sup>Source code to reproduce this result is available as an [MPoL example](#).

at comparable sensitivity. Dia et al. (2023) used MPoL as a reference imaging implementation to evaluate the performance of their score-based prior algorithm. Huang et al. (2024) used the parametric inference capabilities of MPoL to analyze radial dust substructures in a suite of eight protoplanetary disks in the  $\sigma$  Orionis stellar cluster. MPoL was selected as an imaging technology of the exoALMA large program, where Zawadzki et al. 2024 *submitted* used RML imaging to obtain high resolution image cubes of molecular line emission in protoplanetary disks in order to identify non-Keplerian features that may trace planet-disk interactions.

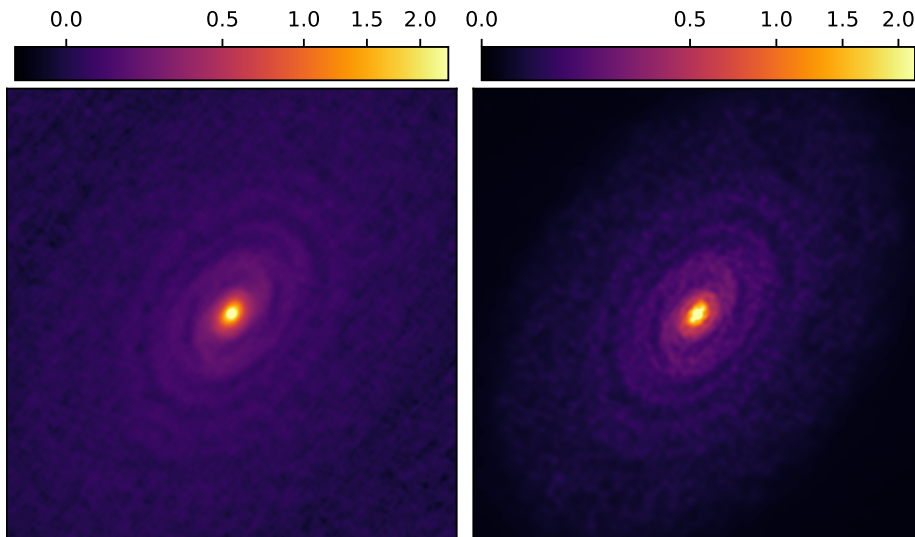


Figure 1: Left: the synthesized image produced by the DSHARP ALMA Large Program (Andrews et al., 2018) using CASA/tclean. Right: The regularized maximum likelihood image produced using MPoL on the same data. Both images are displayed using a `sqrt` stretch, with upper limit truncated to 70% and 40% of max value for CLEAN and MPoL, respectively, to emphasize faint features. The CLEAN algorithm permits negative intensity values, while the MPoL algorithm enforces image positivity by construction. Each side of the image is 3 arcseconds. Intensity units are shown in units of  $\text{Jy}/\text{arcsec}^2$ .

## Similar tools

Recently, there has been significant work to design robust algorithms to image spatially resolved sources. A non-exhaustive list includes the RESOLVE family of algorithms (Junklewitz et al., 2016), which impose Gaussian random field image priors, the multi-algorithm approach of the Event Horizon Telescope Collaboration (Event Horizon Telescope Collaboration 2019) including regularized maximum likelihood techniques, MaxEnt (Cárcamo et al., 2018), and

domain-specific non-parametric 1D approaches like `frank` (Jennings et al., 2020). Several approaches have leveraged deep-learning, such as score-based priors (Dia et al., 2023), denoising diffusion probabilistic models (Wang et al., 2023), and residual-to-residual deep neural networks (Dabbech et al., 2024). By contrast to many imaging software programs, MPoL is designed as a library, and so in theory can support a variety of forward-modeling workflows.

The parametric modeling capabilities of MPoL, provided by integration with Pyro, are similar to the `emcee` (Foreman-Mackey et al., 2013) + synthetic visibility workflow provided by the Galario software (Tazzari et al., 2018). Since PyTorch enables automatic differentiation, Pyro users can utilize HMC/NUTS sampling (Hoffman et al., 2014; Neal, 2012) or SVI, which offer significant benefits in high dimensional spaces compared to ensemble MCMC samplers.

## Acknowledgements

We acknowledge funding from an ALMA Development Cycle 8 grant number AST-1519126. J.H. acknowledges support by the National Science Foundation under Grant No. 2307916. ALMA is a partnership of ESO (representing its member states), NSF (USA) and NINS (Japan), together with NRC (Canada), MOST and ASIAA (Taiwan), and KASI (Republic of Korea), in cooperation with the Republic of Chile. The Joint ALMA Observatory is operated by ESO, AUI/NRAO and NAOJ. The National Radio Astronomy Observatory is a facility of the National Science Foundation operated under cooperative agreement by Associated Universities, Inc.

## References

- Andrews, S. M. (2020). Observations of Protoplanetary Disk Structures. *Annual Review of Astronomy and Astrophysics*, 58, 483–528. <https://doi.org/10.1146/annurev-astro-031220-010302>
- Andrews, S. M., Huang, J., Pérez, L. M., Isella, A., Dullemond, C. P., Kurtovic, N. T., Guzmán, V. V., Carpenter, J. M., Wilner, D. J., Zhang, S., Zhu, Z., Birnstiel, T., Bai, X.-N., Benisty, M., Hughes, A. M., Öberg, K. I., & Ricci, L. (2018). The Disk Substructures at High Angular Resolution Project (DSHARP). I. Motivation, Sample, Calibration, and Overview. *Astrophysical Journal Letters*, 869(2), L41. <https://doi.org/10.3847/2041-8213/aaf741>
- Baydin, A. G., Pearlmutter, B. A., Radul, A. A., & Siskind, J. M. (2018). Automatic differentiation in machine learning: A survey. *Journal of Machine Learning Research*, 18(153), 1–43. <http://jmlr.org/papers/v18/17-468.html>
- Benisty, M., Bae, J., Facchini, S., Keppler, M., Teague, R., Isella, A., Kurtovic, N. T., Pérez, L. M., Sierra, A., Andrews, S. M., Carpenter, J., Czekala, I., Dominik, C., Henning, T., Menard, F., Pinilla, P., & Zurlo, A. (2021). A Circumplanetary Disk around PDS70c. *The Astrophysical Journal Letters*, 916(1), L2. <https://doi.org/10.3847/2041-8213/ac0f83>

- Bingham, E., Chen, J. P., Jankowiak, M., Obermeyer, F., Pradhan, N., Karaletos, T., Singh, R., Szerlip, P., Horsfall, P., & Goodman, N. D. (2019). Pyro: Deep universal probabilistic programming. *J. Mach. Learn. Res.*, 20(1), 973–978.
- Bishop, C. M., & Bishop, H. (2023). *Deep learning - foundations and concepts* (S. Cham, Ed.; 1st ed.). <https://doi.org/https://doi.org/10.1007/978-3-031-45468-4>
- Cárcamo, M., Román, P. E., Casassus, S., Moral, V., & Rannou, F. R. (2018). Multi-GPU maximum entropy image synthesis for radio astronomy. *Astronomy and Computing*, 22, 16–27. <https://doi.org/https://doi.org/10.1016/j.ascom.2017.11.003>
- CASA Team, Bean, B., Bhatnagar, S., Castro, S., Donovan Meyer, J., Emonts, B., Garcia, E., Garwood, R., Golap, K., Gonzalez Villalba, J., Harris, P., Hayashi, Y., Hoskins, J., Hsieh, M., Jagannathan, P., Kawasaki, W., Keimpema, A., Kettenis, M., Lopez, J., . . . Kern, J. (2022). CASA, the Common Astronomy Software Applications for Radio Astronomy. *Publications of the Astronomical Society of the Pacific*, 134(1041), 114501. <https://doi.org/10.1088/1538-3873/ac9642>
- Casassus, S., & Cárcamo, M. (2022). Variable structure in the PDS 70 disc and uncertainties in radio-interferometric image restoration. *513*(4), 5790–5798. <https://doi.org/10.1093/mnras/stac1285>
- Condon, J. J., & Ransom, S. M. (2016). *Essential Radio Astronomy*.
- Dabbech, A., Aghabiglou, A., Chu, C. S., & Wiaux, Y. (2024). CLEANing Cygnus A Deep and Fast with R2D2. *The Astrophysical Journal Letters*, 966(2), L34. <https://doi.org/10.3847/2041-8213/ad41df>
- Dewdney, P. E., Hall, P. J., Schilizzi, R. T., & Lazio, T. J. L. W. (2009). The Square Kilometre Array. *IEEE Proceedings*, 97(8), 1482–1496. <https://doi.org/10.1109/JPROC.2009.2021005>
- Dia, N., Yantovski-Barth, M. J., Adam, A., Bowles, M., Lemos, P., Scaife, A. M. M., Hezaveh, Y., & Perreault-Levasseur, L. (2023). Bayesian Imaging for Radio Interferometry with Score-Based Priors. *arXiv e-Prints*, arXiv:2311.18012. <https://doi.org/10.48550/arXiv.2311.18012>
- Disk Dynamics Collaboration, Armitage, P. J., Bae, J., Benisty, M., Bergin, E. A., Casassus, S., Czekala, I., Facchini, S., Fung, J., Hall, C., Ilee, J. D., Keppler, M., Kuznetsova, A., Le Gal, R., Loomis, R. A., Lyra, W., Manger, N., Perez, S., Pinte, C., . . . Zhang, K. (2020). Visualizing the Kinematics of Planet Formation. *arXiv e-Prints*, arXiv:2009.04345. <https://doi.org/10.48550/arXiv.2009.04345>
- Event Horizon Telescope Collaboration. . . . (2019). First M87 Event Horizon Telescope Results. IV. Imaging the Central Supermassive Black Hole. *The Astrophysical Journal Letters*, 875(1), L4. <https://doi.org/10.3847/2041-8213/ab0e85>
- Event Horizon Telescope Collaboration. . . . (2019). First M87 Event Horizon Telescope Results. I. The Shadow of the Supermassive Black Hole. *The Astrophysical Journal Letters*, 875(1), L1. <https://doi.org/10.3847/2041-8213/ab0ec7>

- Foreman-Mackey, D., Hogg, D. W., Lang, D., & Goodman, J. (2013). emcee: The MCMC Hammer. *125*(925), 306. <https://doi.org/10.1086/670067>
- Guzmán, V. V., Huang, J., Andrews, S. M., Isella, A., Pérez, L. M., Carpenter, J. M., Dullemond, C. P., Ricci, L., Birnstiel, T., Zhang, S., Zhu, Z., Bai, X.-N., Benisty, M., Öberg, K. I., & Wilner, D. J. (2018). The Disk Substructures at High Angular Resolution Program (DSHARP). VIII. The Rich Ringed Substructures in the AS 209 Disk. *869*(2), L48. <https://doi.org/10.3847/2041-8213/aaedae>
- Hamaker, J. P., Bregman, J. D., & Sault, R. J. (1996). Understanding radio polarimetry. I. Mathematical foundations. *117*, 137–147.
- Harris, C. R., Millman, K. J., Walt, S. J. van der, Gommers, R., Virtanen, P., Cournapeau, D., Wieser, E., Taylor, J., Berg, S., Smith, N. J., Kern, R., Picus, M., Hoyer, S., Kerkwijk, M. H. van, Brett, M., Haldane, A., Río, J. F. del, Wiebe, M., Peterson, P., . . . Oliphant, T. E. (2020). Array programming with NumPy. *Nature*, *585*(7825), 357–362. <https://doi.org/10.1038/s41586-020-2649-2>
- Hoffman, M. D., Gelman, A., & others. (2014). The no-u-turn sampler: Adaptively setting path lengths in hamiltonian monte carlo. *J. Mach. Learn. Res.*, *15*(1), 1593–1623.
- Högbom, J. A. (1974). Aperture Synthesis with a Non-Regular Distribution of Interferometer Baselines. *Astronomy and Astrophysics Supplement*, *15*, 417.
- Huang, J., Andrews, S. M., Pérez, L. M., Zhu, Z., Dullemond, C. P., Isella, A., Benisty, M., Bai, X.-N., Birnstiel, T., Carpenter, J. M., Guzmán, V. V., Hughes, A. M., Öberg, K. I., Ricci, L., Wilner, D. J., & Zhang, S. (2018). The Disk Substructures at High Angular Resolution Project (DSHARP). III. Spiral Structures in the Millimeter Continuum of the Elias 27, IM Lup, and WaOph 6 Disks. *869*(2), L43. <https://doi.org/10.3847/2041-8213/aaf7a0>
- Huang, J., Ansdell, M., Birnstiel, T., Czekala, I., Long, F., Williams, J., Zhang, S., & Zhu, Z. (2024). High-resolution ALMA Observations of Richly Structured Protoplanetary Disks in  $\sigma$  Orionis. *The Astrophysical Journal*, *976*(1), 132. <https://doi.org/10.3847/1538-4357/ad84df>
- Hunter, T. R., Indebetouw, R., Brogan, C. L., Berry, K., Chang, C.-S., Francke, H., Geers, V. C., Gómez, L., Hibbard, J. E., Humphreys, E. M., Kent, B. R., Kepley, A. A., Kunneriath, D., Lipnicky, A., Loomis, R. A., Mason, B. S., Masters, J. S., Maud, L. T., Muders, D., . . . Yoon, I. (2023). The ALMA Interferometric Pipeline Heuristics. *135*(1049), 074501. <https://doi.org/10.1088/1538-3873/ace216>
- Jennings, J., Booth, R. A., Tazzari, M., Rosotti, G. P., & Clarke, C. J. (2020). frankenstein: protoplanetary disc brightness profile reconstruction at sub-beam resolution with a rapid Gaussian process. *Monthly Notices of the RAS*, *495*(3), 3209–3232. <https://doi.org/10.1093/mnras/staa1365>
- Junklewitz, H., Bell, M. R., Selig, M., & Enßlin, T. A. (2016). RESOLVE: A new algorithm for aperture synthesis imaging of extended emission in radio astronomy. *586*, A76. <https://doi.org/10.1051/0004-6361/201323094>
- Loshchilov, I., & Hutter, F. (2017). Decoupled Weight Decay Regularization. *arXiv e-Prints*, arXiv:1711.05101. <https://doi.org/10.48550/arXiv.1711.05101>

- McMullin, J. P., Waters, B., Schiebel, D., Young, W., & Golap, K. (2007). CASA Architecture and Applications. In R. A. Shaw, F. Hill, & D. J. Bell (Eds.), *Astronomical data analysis software and systems XVI ASP conference series* (Vol. 376, p. 127).
- Muckley, M. J., Stern, R., Murrell, T., & Knoll, F. (2020). *TorchKbNufft: A high-level, hardware-agnostic non-uniform fast Fourier transform*.
- Neal, R. M. (2012). MCMC using hamiltonian dynamics. *arXiv Preprint arXiv:1206.1901*.
- Paszke, A., Gross, S., Massa, F., Lerer, A., Bradbury, J., Chanan, G., Killeen, T., Lin, Z., Gimelshein, N., Antiga, L., Desmaison, A., Köpf, A., Yang, E., DeVito, Z., Raison, M., Tejani, A., Chilamkurthy, S., Steiner, B., Fang, L., ... Chintala, S. (2019). PyTorch: An Imperative Style, High-Performance Deep Learning Library. *arXiv e-Prints*, arXiv:1912.01703. <https://doi.org/10.48550/arXiv.1912.01703>
- Pinte, C., Price, D. J., Ménard, F., Duchêne, G., Dent, W. R. F., Hill, T., de Gregorio-Monsalvo, I., Hales, A., & Mentiplay, D. (2018). Kinematic Evidence for an Embedded Protoplanet in a Circumstellar Disk. *The Astrophysical Journal Letters*, 860(1), L13. <https://doi.org/10.3847/2041-8213/aac6dc>
- Smirnov, O. M. (2011). Revisiting the radio interferometer measurement equation. I. A full-sky Jones formalism. 527, A106. <https://doi.org/10.1051/0004-6361/201016082>
- Tazzari, M., Beaujean, F., & Testi, L. (2018). GALARIO: a GPU accelerated library for analysing radio interferometer observations. 476, 4527–4542. <https://doi.org/10.1093/mnras/sty409>
- Thompson, A. R., Moran, J. M., & Swenson, Jr., George W. (2017). *Interferometry and Synthesis in Radio Astronomy, 3rd Edition*. <https://doi.org/10.1007/978-3-319-44431-4>
- Wang, R., Chen, Z., Luo, Q., & Wang, F. (2023). A Conditional Denoising Diffusion Probabilistic Model for Radio Interferometric Image Reconstruction. *arXiv e-Prints*, arXiv:2305.09121. <https://doi.org/10.48550/arXiv.2305.09121>
- Wootten, A., & Thompson, A. R. (2009). The Atacama Large Millimeter/Submillimeter Array. *IEEE Proceedings*, 97(8), 1463–1471. <https://doi.org/10.1109/JPROC.2009.2020572>
- Zawadzki, B., Czekala, I., Loomis, R. A., Quinn, T., Grzybowski, H., Frazier, R. C., Jennings, J., Nizam, K. M., & Jian, Y. (2023). Regularized Maximum Likelihood Image Synthesis and Validation for ALMA Continuum Observations of Protoplanetary Disks. *Publications of the Astronomical Society of the Pacific*, 135(1048), 064503. <https://doi.org/10.1088/1538-3873/acdf84>