

Information-theoretic limits and approximate message-passing for high-dimensional time series

Daria Tieplova and Jean Barbier

The Abdus Salam International Center for Theoretical Physics
Trieste, Italy

Email: {dtieplov, jbarbier}@ictp.it,

Samridha Lahiry

Department of Statistics and Data Science
National University of Singapore, Singapore

Email: slahiry@nus.edu.sg

Abstract—High-dimensional time series appear in many scientific setups, demanding a nuanced approach to model and analyze the underlying dependence structure. However, theoretical advancements so far often rely on stringent assumptions regarding the sparsity of the underlying signals. In this contribution, we expand the scope by investigating a high-dimensional time series model wherein the number of features grows proportionally to the number of sampling points, without assuming sparsity in the signal. Specifically, we consider the stochastic regression model and derive a single-letter formula for the normalized mutual information between observations and the signal. We also empirically study the vector approximate message passing (VAMP) algorithm and show that, despite a lack of theoretical guarantees, its performance for inference in our time series model is robust and often statistically optimal.

I. INTRODUCTION

Analyses of high-dimensional time series are becoming increasingly important with the advent of new technologies, with examples arising from macroeconomic forecasting [1], genomics [2], measurement of systemic risk in financial market [3], and fMRI studies [4]. Typically, these applications involve large data sets that exhibit both cross-sectional and temporal dependence. In many cases, questions pertaining to the analysis of these structures can be formulated as a signal estimation in a linear regression problem, as shown in [5].

In the past decade, techniques from the high-dimensional statistics literature have been extended to such dependent setups, but the resulting theory has been based entirely on assumptions of low-dimensional structures, which often translate into the estimation of a very sparse signal in a linear regression task. On the other hand, a new paradigm has emerged in the high-dimensional asymptotics literature chiefly motivated by techniques in statistical physics and information theory, where such stringent assumptions of sparsity are removed and one is instead able to analyze the same model when the number of features p and the number of samples N grow proportionally. In this regime, a particular problem of interest is establishing a single-letter formula for the mutual information per observation in the large N limit. This fundamental quantity is closely related to minimum mean-square error (MMSE). We note that while single-letter formulas for the aforementioned quantities have been rigorously established for linear regression with a design made of independent and identically distributed (i.i.d.) Gaussian entries [6]–[9], and later

extended to deal with more structured designs drawn from certain correlated random matrix ensembles [7], [10]–[12], such results do not cover dependence structures arising from time series models. In this contribution we make an important step in this direction by rigorously establishing single-letter formulas for information-theoretic quantities in a stochastic regression model with the rows of the measurement matrix coming from an AR(1) process [5].

A. Setting and related works

To introduce our setup formally, let $(Y_\mu, \mathbf{x}_\mu)_{\mu=1}^N$ be N observations from a time series with dependence structure outlined below. We take \mathbf{x}_μ to be a p -dimensional, centered, stationary Gaussian process given by

$$\mathbf{x}_{\mu+1} = \mathbf{A}_p \mathbf{x}_\mu + \boldsymbol{\xi}_\mu, \quad \mu \in \mathbb{Z}, \quad (1)$$

where \mathbf{A}_p is a $p \times p$ deterministic matrix and $\boldsymbol{\xi}_\mu$ is a p -dimensional Gaussian random vector distributed as $\mathcal{N}(0, \sigma_1^2 \mathbf{I}_p)$ independently of everything else for each μ . The observed time series Y_μ has the form

$$Y_\mu = \frac{1}{\sqrt{p}} \mathbf{x}_\mu^\top \boldsymbol{\beta}_0 + Z_\mu, \quad \mu = 1, \dots, N \quad (2)$$

where $\boldsymbol{\beta}_0$ is a p -dimensional signal vector with i.i.d. entries drawn from a prior distribution P_0 with $\mathbb{E} \beta_{0,i}^2 = \rho$ and Z_μ is i.i.d. Gaussian noise with law $\mathcal{N}(0, \sigma_2^2)$. It can be observed that Y_μ does not depend separately on σ_1 or σ_2 , but only on their ratio. Thus, without loss of generality, we may set one of the noise variances (σ_1 or σ_2) to unity. In what follows, we consider $\sigma_1 = 1$ and denote $\sigma_2 = \sigma$.

We are interested in the high-dimensional regime where the number of observations N and the dimension p both tend to infinity at the same rate. That is, we assume that $p = p(N)$ and $c_N := N/p \rightarrow c \in (0, \infty)$. Let $\boldsymbol{\Phi}_N = (\mathbf{x}_1^\top, \dots, \mathbf{x}_N^\top)^\top$ be an $N \times p$ matrix whose rows are the vectors $(\mathbf{x}_\mu)_{\mu=1}^N$. Furthermore, to write our model in a more familiar form, let $\mathbf{Y}_N = (Y_1, \dots, Y_N)^\top$ and $\mathbf{Z}_N = (Z_1, \dots, Z_N)^\top$ be two vectors of length N containing the individual observations and noises, respectively. Then, our model is manifestly the linear regression model

$$\mathbf{Y}_N = \frac{1}{\sqrt{p}} \boldsymbol{\Phi}_N \boldsymbol{\beta}_0 + \mathbf{Z}_N. \quad (3)$$

The form of \mathbf{A}_p plays a major role on the type of resulting linear regression. An important example, addressed in, e.g., [7], [13]–[15] (with the final work proposing a near-optimal algorithm for the estimation of signal β_0), is when \mathbf{A}_p is a symmetric random matrix with uniformly distributed eigenvectors. Then, one has the eigendecomposition $\mathbf{A}_p = \mathbf{U}\mathbf{D}\mathbf{U}^{-1}$ with \mathbf{U} a Haar distributed random matrix and we may rewrite (1) as $\mathbf{U}^{-1}\mathbf{x}_{\mu+1} = \mathbf{D}\mathbf{U}^{-1}\mathbf{x}_\mu + \xi_\mu$, noting that $\mathbf{U}^{-1}\xi_\mu = \tilde{\xi}_\mu$ in law due to rotational invariance of the Gaussian noise. Thus it emerges the time series $\mathbf{z}_\mu = \mathbf{U}^{-1}\mathbf{x}_\mu$ satisfying $\mathbf{z}_{\mu+1} = \mathbf{D}\mathbf{z}_\mu + \tilde{\xi}_\mu$, which upon rewriting $\tilde{\Phi}_N = \tilde{\Phi}_N\mathbf{U}$ with $\tilde{\Phi}_N = (\mathbf{z}_1^\top, \dots, \mathbf{z}_N^\top)^\top$ brings us to the linear regression model with right-rotationally invariant design matrix.

Our present interest lies in the extreme opposite setting where the previously Haar matrix \mathbf{U} is now proportional to the identity so that \mathbf{A}_p becomes diagonal, with a rather general choice of eigenvalues. Such case *cannot* be treated with the aforementioned line of work and requires new techniques, both from the analytical and algorithmic perspective. We thus denote $\mathbf{A}_p = \text{diag}(\lambda_1, \lambda_2, \dots, \lambda_p)$ with $|\lambda_i| < 1$ for all i . Under this assumption, equation (1) breaks down into p independent equations

$$x_{\mu+1,i} = \lambda_i x_{\mu,i} + \xi_{\mu,i}, \quad i = 1, \dots, p.$$

Independence of coordinates also implies that the columns of $\tilde{\Phi}_N$ are independent Gaussian vectors and, due to stationarity of the $x_{\mu,i}$, we can easily calculate the covariance matrix $\Lambda_{i,N}$ of the i -th column $(x_{1,i}, x_{2,i}, \dots, x_{N,i})^\top$:

$$\Lambda_{i,N} := \frac{1}{1 - \lambda_i^2} \begin{pmatrix} 1 & \lambda_i & \dots & \lambda_i^{N-1} \\ \lambda_i & 1 & \dots & \lambda_i^{N-2} \\ \vdots & \vdots & \ddots & \vdots \\ \lambda_i^{N-1} & \lambda_i^{N-2} & \dots & 1 \end{pmatrix}. \quad (4)$$

In what follows, we will often drop indices N, p when it is not crucial. With this, we can present the design matrix as $\tilde{\Phi}_N = (\Lambda_1^{1/2}\mathbf{g}_1, \dots, \Lambda_p^{1/2}\mathbf{g}_p)$, where the \mathbf{g}_i are i.i.d. standard Gaussian vectors. In this form it is easy to see the connection to the previously well-studied models.

Case 1: $\lambda_i = 0$ for $i = 1, \dots, p$. In this case all Λ_i are the identity and our model collapses to that of standard linear regression, where the design matrix has i.i.d. standard Gaussian elements. This model was studied in the CDMA [16] and compressed sensing contexts [6], [8], [17]–[19].

Case 2: $\lambda_i = \lambda \neq 0$ for $i = 1, \dots, p$. Again, all columns of $\tilde{\Phi}_N$ will share the same covariance matrix, denoted by Λ . This allows us to rewrite $\tilde{\Phi}_N = \Lambda^{1/2}\mathbf{G}_N$, where \mathbf{G}_N is an $N \times p$ matrix with i.i.d. standard Gaussian elements. Since \mathbf{G}_N is rotationally invariant, this results in the design matrix $\tilde{\Phi}_N$ belonging to the class of right-rotationally invariant matrices. Single-letter formulas for the mutual information of such models was obtained in [7], [13], [14].

In this contribution, we aim for an arbitrary diagonal matrix \mathbf{A}_p with some natural assumptions. However, in order to address the general case, we first need to consider matrices \mathbf{A}_p for which the number of eigenvalues remains fixed to k

as p goes to infinity. This assumption introduces a "block" structure that can be later "smoothed out" by taking afterwards $k \rightarrow \infty$.

Assumption: We assume that diagonal matrix \mathbf{A}_p has k different eigenvalues $\lambda_1, \dots, \lambda_k$ (k fixed) associated to the respective index sets I_1, \dots, I_k . More precisely, there is a partition of $\{1, \dots, N\} = \bigcup_{i=1}^k I_i$ such that $A_{jj} = \lambda_i$ for $j \in I_i$. Importantly, we require that the cardinality of each set grows proportionally with p , i.e., we have $|I_i|/p \rightarrow l_i > 0$ for each $i = 1, \dots, k$.

Without loss of generality, we further assume that I_1 contains the first $|I_1|$ integers, I_2 contains the next $|I_2|$ consecutive integers and so on, since it affects only the permutation of the columns of $\tilde{\Phi}_N$. Then, $\tilde{\Phi}_N$ can be represented as a block matrix with k blocks of dimensions $N \times |I_i|$, i.e., $(\Lambda_{1,N}^{1/2}\mathbf{G}_N^{(1)}, \dots, \Lambda_{k,N}^{1/2}\mathbf{G}_N^{(k)})$, where for every $i = 1, \dots, k$, $\mathbf{G}_N^{(i)}$ is an $N \times |I_i|$ independent matrix with i.i.d. standard Gaussian elements. With this, (3) can be rewritten as

$$\mathbf{Y}_N = \frac{1}{\sqrt{p}} (\Lambda_{1,N}^{1/2}\mathbf{G}_N^{(1)}, \dots, \Lambda_{k,N}^{1/2}\mathbf{G}_N^{(k)})\beta_0 + \mathbf{Z}_N. \quad (5)$$

The block structure of the design matrix naturally propagates to the signal. In what follows we define $\beta_0^{(i)} := (\beta_{0,j})_{j \in I_i} \in \mathbb{R}^{|I_i|}$ as the i -th block of β_0 , and similarly for $\beta^{(i)}$. We emphasize again that in this setting the design matrix is not right-rotationally invariant, contrary to the Cases 1 and 2 described above. Instead, it exhibits a richer "block-wise" right-rotational invariance.

II. INFORMATION-THEORETIC RESULTS

A. Mutual information

A major goal of this contribution is to obtain a tractable low-dimensional variational formula for the normalized mutual information $i_p := \frac{1}{p} I(\beta_0; \mathbf{Y}_N | \tilde{\Phi}_N)$ between the observations \mathbf{Y}_N and the signal β_0 that is asymptotically correct as $N, p \rightarrow \infty$. This will be expressed through a *replica symmetric potential* (this name comes from the derivation of such results based on the replica method from statistical physics [20]), which in the present context reads

$$i_{\text{RS}}(\mathbf{r}_1, \mathbf{r}_2) := \frac{c}{2\pi} \int_0^\pi \ln \left(\frac{1}{\sigma^2} \sum_{i=1}^k l_i \delta_i(\theta) r_{2,i} + 1 \right) d\theta \quad (6) \\ - \frac{1}{2} \sum_{i=1}^k l_i r_{1,i} r_{2,i} + \sum_{i=1}^k l_i I(\beta; \sqrt{r_{1,i}}\beta + Z),$$

where $\mathbf{r}_1 = (r_{1,1}, \dots, r_{1,k})$ and \mathbf{r}_2 are k -dimensional vectors. Here $\delta_i(\theta) := (1 - 2\lambda_i \cos \theta + \lambda_i^2)^{-1}$ is the special function associated to the matrix Λ_i , which comes up due to its particular structure (4). Finally, $I(\beta; \sqrt{r_{1,i}}\beta + Z)$ stands for the mutual information of the scalar channel $Y = \sqrt{r_{1,i}}\beta + Z$ with $Z \sim \mathcal{N}(0, 1)$, $\beta \sim P_0$. We can now state our main theorem.

Theorem 1 (Replica formula for the stochastic regression model): Consider the model (5) with β_0 made of i.i.d. entries with prior P_0 of compact support. Then,

$$\lim_{p \rightarrow \infty} i_p = \inf_{\mathbf{r}_1 \in \mathbb{R}_+^k} \sup_{\mathbf{r}_2 \in [0, \rho]^k} i_{\text{RS}}(\mathbf{r}_1, \mathbf{r}_2).$$

Remark 1: The final formula for the limiting normalized mutual information can also be written as $\lim_{p \rightarrow \infty} i_p = \inf_{\Gamma} i_{\text{RS}}(\mathbf{r}_1, \mathbf{r}_2)$ whenever the infimum over Γ , the set of critical points of the potential, is unique:

$$\Gamma := \left\{ (\mathbf{r}_1, \mathbf{r}_2) \in \mathbb{R}_+^k \times [0, \rho]^k \mid r_{2,i} = \text{mmse}(\beta | \sqrt{r_{1,i}} \beta + Z), \right. \\ \left. r_{1,i} = \frac{c}{\pi} \int_0^\pi \frac{\delta_i(\theta) d\theta}{\sum_{j \leq k} l_j r_{2,j} \delta_j(\theta) + \sigma^2}, \forall i = 1, \dots, k \right\}. \quad (7)$$

Above, $\text{mmse}(\beta | f(\beta))$ stands for the MMSE of the scalar signal β given data $f(\beta)$. The equivalence of the two formulations has been shown in [9] and the equivalence in our current setup follows similar reasoning.

a) General diagonal \mathbf{A}_p : Theorem 1 generalizes to a broader class of matrices \mathbf{A}_p . Let us consider the sequence of diagonal matrices $\{\mathbf{A}_p\}_{p=1}^\infty$ with eigenvalues $(\lambda_{1,p}, \dots, \lambda_{p,p})$ and their respective empirical eigenvalue measure $\eta_p = \frac{1}{p} \sum_{i=1}^p \delta_{\lambda_{i,p}}$. We assume the following natural hypotheses:

- h1)** There is a closed interval $[a, b] \subset [0, 1]$ independent of p such that $\lambda_{i,p} \in [a, b]$ for all i and p .
- h2)** The measure $\eta_p \rightarrow \eta$ in Wasserstein-2 distance to some measure η defined on $[a, b]$ as $p \rightarrow \infty$.

Let us also define the sets of Lipschitz functions $\mathcal{C}_1 = \{f : [a, b] \mapsto [0, C]\}$ (where C is some constant that depends only on a, b) and $\mathcal{C}_2 = \{f : [a, b] \mapsto [0, \rho]\}$. Then, Theorem 1 generalizes as follows.

Theorem 2 (Replica formula with general eigenvalue distribution): Assume that β_0 has i.i.d. entries from P_0 with compact support and \mathbf{A}_p satisfies **h1**, **h2** above. Then,

$$\lim_{p \rightarrow \infty} i_p = \inf_{r_1 \in \mathcal{C}_1} \sup_{r_2 \in \mathcal{C}_2} i_{\text{RS}}[r_1, r_2], \quad (8)$$

where, letting $\delta(\theta, \lambda) := (1 - 2\lambda \cos \theta + \lambda^2)^{-1}$, the corresponding replica symmetric potential is

$$i_{\text{RS}}[r_1, r_2] := \frac{c}{2\pi} \int_0^\pi \ln \left(\frac{1}{\sigma^2} \int_a^b \delta(\theta, \lambda) r_2(\lambda) d\eta(\lambda) + 1 \right) d\theta \\ - \frac{1}{2} \int_a^b r_1(\lambda) r_2(\lambda) d\eta(\lambda) + \int_a^b I(\beta; \sqrt{r_1(\lambda)} \beta + Z) d\eta(\lambda).$$

An analogue of Remark 1 also applies in this case with $\lim_{p \rightarrow \infty} i_p = \inf_{\Gamma_\infty} i_{\text{RS}}[r_1, r_2]$, where

$$\Gamma_\infty := \left\{ (r_1, r_2) \in \mathcal{C}_1 \times \mathcal{C}_2 \mid r_2(\lambda) = \text{mmse}(\beta | \sqrt{r_1(\lambda)} \beta + Z), \right. \\ \left. r_1(\lambda) = \frac{c}{\pi} \int_0^\pi \frac{\delta(\theta, \lambda) d\theta}{\int_a^b r_2(x) \delta(\theta, x) d\eta(x) + \sigma^2} \right\}. \quad (9)$$

b) Special Cases: In the well-studied Cases 1 and 2 reviewed in the introduction, formula (6) reduces to familiar expressions. For *Case 1* we have $\delta_i(\theta) = 1$ and using (7), it can be shown that the replica symmetric potential reduces to

$$i_{\text{RS}}(E) = \frac{c}{2} \ln \left(\frac{E}{\sigma^2} + 1 \right) - \frac{Ec}{2(E + \sigma^2)} + I(\beta; \sqrt{\frac{c}{E + \sigma^2}} \beta + Z),$$

which is the same (up to rescaling) as (11-15) of [6].

In *Case 2*, we obtain $\delta_i(\theta) = \delta(\theta) = (1 - 2\lambda \cos \theta + \lambda^2)^{-1}$ and using (7), it can be shown that (6) reduces to

$$i_{\text{RS}}(r, E) = \frac{c}{2\pi} \int_0^\pi \ln \left(\frac{\delta(\theta) E}{\sigma^2} + 1 \right) d\theta - \frac{1}{2} Er + I(\beta; \sqrt{r} \beta + Z).$$

This recovers Theorem 1.1 of [7] (originally derived using the replica method [14]) when the first term in the right-hand side is written in terms of the R-transform (the usual transform from random matrix theory [21]) of the matrix $\Phi_N^T \Phi_N / p$.

B. Minimum mean-square errors

An important criterion for measuring the performance of an estimator is the minimum mean-square error (MMSE). In particular, the estimator which minimizes the mean-square error is the mean of the posterior distribution, $\langle \beta \rangle$, and the MMSE is given by

$$\text{mmse} = \text{mmse}(\beta | \mathbf{Y}_N, \Phi_N) := \frac{1}{p} \mathbb{E}_{\mathbf{Y}, \mathbf{G}, \beta_0} \|\beta_0 - \langle \beta \rangle\|^2.$$

Another error metric easier to access directly from i_p is the *measurement MMSE*, which is the MMSE of the responses:

$$\text{ymmse} := \frac{1}{N} \mathbb{E} \left\| \frac{1}{\sqrt{p}} \Phi_N \beta_0 - \left\langle \frac{1}{\sqrt{p}} \Phi_N \beta \right\rangle \right\|^2. \quad (10)$$

Its expression is obtained through the I-MMSE formula [22]

$$\frac{di_p}{d\sigma^{-2}} = \frac{c_N}{2} \text{ymmse}. \quad (11)$$

From Theorem 1 we obtain the limit of ymmse:

$$\lim_{p \rightarrow \infty} \text{ymmse} = \frac{2}{c} \lim_{p \rightarrow \infty} \frac{di_p}{d\sigma^{-2}} = \frac{2}{c} \frac{di_{\text{RS}}(\bar{\mathbf{r}})}{d\sigma^{-2}}, \quad (12)$$

where $\bar{\mathbf{r}} = (\bar{r}_1, \bar{r}_2)$ is the global minimum of i_{RS} on Γ . The commutation of the large p limit and the derivative used for the last equality above is justified by concavity of the mutual information in σ^{-2} . We can then explicitly compute the r.h.s. of (12) using Theorem 1. This proves the first formula for the measurement MMSE in the theorem below. In addition, we are able to demonstrate a connection between the measurement MMSE and the block MMSEs defined below.

Theorem 3 (Measurement MMSE, and connection to the block MMSEs): Let $\bar{\mathbf{r}} = (\bar{r}_1, \bar{r}_2)$ be the global minimum of i_{RS} on the set of critical points Γ given by (7). The limiting measurement MMSE is given by

$$\lim_{p \rightarrow \infty} \text{ymmse} = \frac{\sigma^2}{\pi} \int_0^\pi \frac{\sum_{i=1}^k l_i \delta_i(\theta) \bar{r}_{2,i}}{\sum_{i=1}^k l_i \delta_i(\theta) \bar{r}_{2,i} + \sigma^2} d\theta. \quad (13)$$

Moreover, the measurement MMSE is related to the MMSE on the blocks of the regressor $\text{mmse}^{(i)} := \frac{1}{l_i} \mathbb{E} \|\beta_0^{(i)} - \langle \beta^{(i)} \rangle\|^2$ as follows:

$$\text{ymmse} = \frac{\sigma^2}{\pi} \int_0^\pi \frac{\sum_{i=1}^k l_i \delta_i(\theta) \text{mmse}^{(i)}}{\sum_{i=1}^k l_i \delta_i(\theta) \text{mmse}^{(i)} + \sigma^2} d\theta. \quad (14)$$

In the case of a non-discrete asymptotic spectral distribution for \mathbf{A}_p verifying hypotheses **h1**, **h2** above, we have

$$\lim_{p \rightarrow \infty} \text{ymmse} = \frac{\sigma^2}{\pi} \int_0^\pi \frac{\int_a^b \delta(\theta, \lambda) \bar{r}_2(\lambda) d\eta(\lambda)}{\int_a^b \delta(\theta, \lambda) \bar{r}_2(\lambda) d\eta(\lambda) + \sigma^2} d\theta.$$

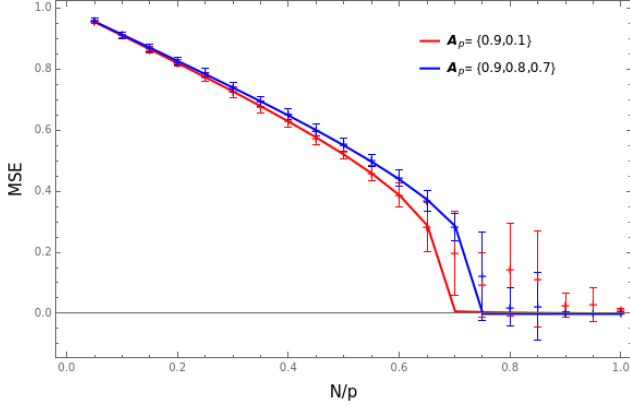


Fig. 1. MMSE versus $c_N = N/p$ for models with Rademacher prior, $\sigma^2 = 0.1$, $p = 2100$, and two different choices of \mathbf{A}_p . Continuous lines represent the theoretically obtained MMSE, (15), while the bars show the span of MSE obtained from the VAMP algorithm for 50 instances of the problem.

Based on this theorem, we formulate a natural conjecture for the discrete eigenvalues profile case:

$$\lim_{p \rightarrow \infty} \text{mmse}^{(i)} = \tilde{r}_{2,i} \text{ for all } i \in \{1, \dots, k\},$$

$$\lim_{p \rightarrow \infty} \text{mmse}(\beta | \mathbf{Y}_N, \Phi_N) = \sum_{i=1}^k l_i \tilde{r}_{2,i}, \quad (15)$$

where $\tilde{\mathbf{r}} = (\tilde{r}_1, \tilde{r}_2)$ is again the unique global minimum of i_{RS} on Γ . For the non-discrete case, the conjecture is as follows:

$$\lim_{p \rightarrow \infty} \text{mmse}(\beta | \mathbf{Y}_N, \Phi_N) = \int_a^b \tilde{r}_2(\lambda) d\eta(\lambda),$$

where \tilde{r}_2 attains the supremum in (8), or equivalently corresponds to the infimum in Γ_∞ .

III. NUMERICAL EXPERIMENTS WITH VAMP

In this section, we provide some numerical experiments to compare the predicted measurement MMSE obtained from Theorem 3, along with the MMSE on the regressor conjectured to be given by (15), to their counterparts obtained using the vector approximate message passing algorithm (VAMP) proposed in [15] (which is closely linked to the orthogonal AMP [23]). We consider various choices of matrices \mathbf{A}_p .

First, let us remark that in the case of Gaussian prior, due to the rotational invariance of standard Gaussian vectors, we can replace the initial signal β_0 by $\mathbf{U}_N \beta_0$, where \mathbf{U}_N is a Haar distributed random matrix. Then, the "new" design matrix $\Phi'_N = \Phi_N \mathbf{U}_N$ is right rotationally invariant itself, which makes this case eligible for VAMP.

Also, as was mentioned before, for simple choices of \mathbf{A}_p , i.e., scalar multiples of the identity, the design matrix falls into the class of right-rotationally invariant matrices too. For other choices of prior and \mathbf{A}_p , however, the state evolution analysis of VAMP does not hold, so we cannot ensure *a-priori* its good performance, nor are we able to track it. We can however test it empirically, which we do here, and observed surprisingly good results. Figure 1 depicts two such

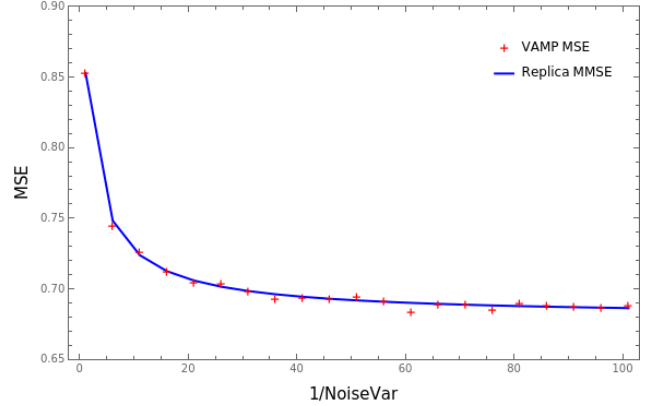


Fig. 2. MMSE given by (15) versus $1/\sigma^2$ (blue), and MSE of VAMP averaged over 50 instances with signal with entries drawn from the Rademacher prior with $p = 2100$ and parameters $N/p = 0.3$, with $\mathbf{A}_p = \{0.9, 0.1\}$.

cases. For both models, we took the signal β_0 of dimension $p = 2100$ with binary ± 1 elements drawn from a Rademacher distribution, and noise \mathbf{Z} taken with variance $\sigma^2 = 0.1$. The red curves correspond to the model with $\mathbf{A}_p = \{0.9, 0.1\}$, i.e., diagonal matrix which consists of 0.9 and 0.1 eigenvalues with equal multiplicity, while for the blue curves, \mathbf{A}_p is again a diagonal matrix with eigenvalues $\{0.9, 0.8, 0.7\}$ of equal multiplicity. The continuous lines correspond to theoretical results. As we can see, the MMSE curves display a phase transition. Apart from a region rather close to the transition, VAMP seems essentially optimal for both models despite the lack of rotational invariance. However, around the transition point we observe that VAMP is highly unstable. Furthermore, the greater the dispersion of the eigenvalues of \mathbf{A}_p , the more unstable the algorithm becomes. This is likely due to the fact that, naturally, when the eigenvalues of \mathbf{A}_p are grouped together, the resulting design matrix is "closer" to being right-rotationally invariant.

Figure 2 shows the MMSE versus the inverse σ^{-2} of the noise variance with ratio $c_N = 0.3$, far from the transition. Remarkably, for $\mathbf{A}_p = \{0.9, 0.1\}$ the MSE obtained from VAMP averaged over 50 instances matches almost perfectly the theoretical curve, suggesting again a strong robustness to the rotational-invariance hypothesis, and demonstrating its potential applicability in the context of times series.

In Figure 3 we compare the measurement MMSE (YMMSE) obtained theoretically from (13) and the one calculated from the VAMP estimator of β_0 . In this case, due to the matrix multiplication with the design, the important estimation error on the regressor close to the transition point in the first figure is amplified even more. But, again, away from it the match with the MMSE theory is excellent.

IV. SKETCH OF PROOF OF THEOREM 1

The proof of Theorem 2 follows a simple approximation argument, and the one for Theorem 3 is a natural extension of the YMMSE formula proven for a single block in [19]. All details will appear in a long version to be published soon.

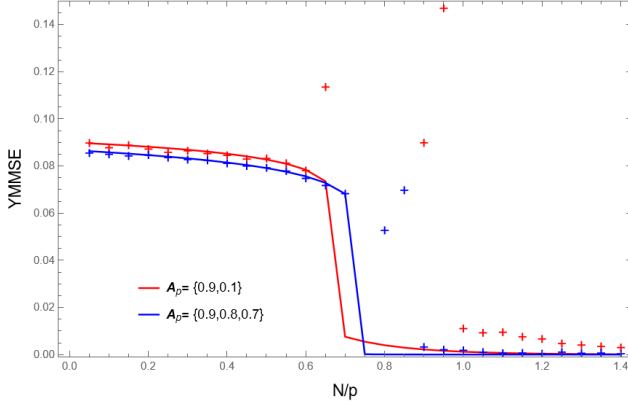


Fig. 3. YMMSE versus $c_N = N/p$ for models with Rademacher prior, $\sigma^2 = 0.1$, $p = 2100$, and two different choices of \mathbf{A}_p . Continuous lines represent the theoretically obtained YMMSE, while "+" show the YMMSE averaged over 50 instances obtained from the VAMP algorithm.

For Theorem 1 we use the adaptive interpolation method, a powerful enhancement for inference problems of the interpolation method of Guerra and Toninelli [24]. It was introduced in [25], [26] and then used in various settings, e.g. [7], [9], [27]. Our proof follows largely [26], so here we only present its main steps. The crucial difference lies in the block structure of the design matrix, which enforces us to define for each block its own pair of order parameters, in the same vein as in the analysis of models with a spatially-coupled structure, see e.g. [19], [28]. While the main structure of the proof remains unchanged, the presence of vectors of parameters instead of scalars greatly complicates the calculations. Moreover, exactly due to such structure, we are able to generalize the results for the generic diagonal matrix \mathbf{A}_p , by passing from "vector" parameters to "function" parameters later on by taking the limit of the number of blocks $k \rightarrow \infty$ after $p, N \rightarrow \infty$.

To define the interpolating model we fix a sequence $s_p \in (0, 1/2]$ such that $s_p \rightarrow 0$ as p goes to infinity. Let $\epsilon = (\epsilon_{1,1}, \dots, \epsilon_{1,k}, \epsilon_{2,1}, \dots, \epsilon_{2,k}) \in [s_p, 2s_p]^{2k}$, and $\mathbf{r}_1 : [0, 1]^k \rightarrow \mathbb{R}^k$ and $\mathbf{r}_2 : [0, 1]^k \rightarrow [0, \infty)^k$ be two k -dimensional vectors of continuous interpolation functions (that in general will depend on ϵ). We define $R_{1,i}(t) := \epsilon_{1,i} + \int_0^t r_{1,i}(u) du$ and $R_{2,i}(t) := \epsilon_{2,i} + \int_0^t r_{2,i}(u) du$ for $t \in [0, 1]$. Consider the following t -dependent observation channels:

$$\mathbf{Y}_t = \sqrt{\frac{1-t}{p}} \Phi \beta_0 + \sum_{i=1}^k \sqrt{\frac{R_{2,i}(t) l_i}{p}} \Lambda_{i,N}^{1/2} \mathbf{V}^{(i)} + \mathbf{Z}, \quad (16)$$

$$\tilde{\mathbf{Y}}_t^{(i)} = \sqrt{R_{1,i}(t)} \beta_0^{(i)} + \tilde{\mathbf{Z}}^{(i)}, \quad i = 1, \dots, k. \quad (17)$$

Here $\mathbf{V}^{(i)} \sim \mathcal{N}(0, p \mathbf{I}_N)$, the observation $\tilde{\mathbf{Y}}_t^{(i)}$ is of dimension $|I_i|$, and $\tilde{\mathbf{Z}}^{(i)} \sim \mathcal{N}(0, \mathbf{I}_{|I_i|})$. Naturally, we also define a N -dimensional vector $\tilde{\mathbf{Y}}_t = (\tilde{\mathbf{Y}}_t^{(1)\top}, \dots, \tilde{\mathbf{Y}}_t^{(k)\top})^\top$. The surrogate inference problem defined above for the sake of the proof is to jointly recover β_0 and $(\mathbf{V}^{(i)})_i$ from the observations $(\mathbf{Y}_t, (\tilde{\mathbf{Y}}_t^{(i)})_i)$ given Φ . The corresponding minus log-likelihood reads

$$\mathcal{H} := \frac{1}{2\sigma^2} \|\mathbf{Y}_t - \sqrt{\frac{1-t}{p}} \Phi \beta - \sum_{i=1}^k \sqrt{\frac{R_{2,i}(t) l_i}{p}} \Lambda_{i,N}^{1/2} \mathbf{V}^{(i)}\|^2$$

$$+ \frac{1}{2} \sum_{i=1}^k \|\tilde{\mathbf{Y}}_t^{(i)} - \sqrt{R_{1,i}(t)} \beta^{(i)}\|^2$$

and mutual information per feature

$$i_{p,\epsilon}(t) := -\frac{1}{p} \mathbb{E} \ln \int \mathcal{D}\mathbf{v} dP_0(\beta) \exp\{-\mathcal{H}(t, \beta, \mathbf{v}, \mathbf{Y}_t, \tilde{\mathbf{Y}}_t, \Phi)\} + \frac{c+1}{2} + o(1). \quad (18)$$

It can be easily verified that at $t = 0$ we recover the original mutual information i_p , and at $t = 1$ we can calculate (18) explicitly:

$$i_{p,\epsilon}(1) = I(\mathbf{V}; p^{-1/2} \sum_{i=1}^k \sqrt{R_{2,i}(1)} l_i \Lambda_{i,N}^{1/2} \mathbf{V}^{(i)} + \mathbf{Z}) + \sum_{i=1}^k l_i I(\beta_0^{(i)}; \sqrt{R_{1,i}(1)} \beta_0^{(i)} + \tilde{\mathbf{Z}}^{(i)}). \quad (19)$$

One can already see that the second term of the r.h.s. corresponds to the last term of the potential (6). And the first term is, in fact, just a mutual information of an i.i.d. Gaussian input $\mathbf{V} = (\mathbf{V}^{(1)}, \dots, \mathbf{V}^{(k)})$ multiplied by a block matrix $\mathbf{L} = (\sqrt{R_{2,1}(t)} l_1 \Lambda_{1,N}^{1/2}, \dots, \sqrt{R_{2,p}(t)} l_p \Lambda_{i,N}^{1/2})$ plus additional Gaussian noise. It is well known (see e.g. [29]) that such mutual information equals to $\frac{1}{2} \mathbb{E} \ln \det(\mathbf{L}^\top \mathbf{L} / \sigma^2 + \mathbf{I}_{Nk})$. Due to the particular structure of matrices $\Lambda_{i,N}$, after some transformations this expression results identical (up to the order parameters) to the first term of (6). Since $i_{p,\epsilon}(0) = i_{p,\epsilon}(1) - \int_0^1 i'_{p,\epsilon}(t) dt$, the next step will be to express the derivative in terms of parameters $r_{\cdot,i}$ and "block-overlaps" $Q_i := |\mathbf{I}_1|^{-1} \beta_0^{(i)\top} \beta^{(i)}$. This yields

$$i'_{p,\epsilon}(t) = \frac{1}{2} \sum_{i=1}^k l_i r_{1,i}(t) (\rho - \mathbb{E}[\langle Q_i \rangle_{t,\epsilon}]) + \frac{1}{2p} \sum_{i=1}^k l_i \mathbb{E}[\langle (r_{2,i}(t) - (\rho - Q_i)) \mathbf{Z}^\top (\Lambda^{(i)})^2 \mathbf{u}_{t,\epsilon} \rangle] + o(1).$$

By taking $r_{2,i} = \rho - \mathbb{E}[\langle Q_i \rangle_{t,\epsilon}]$ and proving the concentration of the overlaps under an average over small intervals of ϵ , we obtain the final formula for the mutual information

$$i_p = \frac{1}{s_p^{2k}} \int_{[s_p, 2s_p]^{2k}} d\epsilon \left\{ \sum_{i=1}^k l_i \mathcal{I}_1 \left(\int_0^1 r_{1,i}(t, \epsilon) dt \right) + \mathcal{I}_2 \left(\int_0^1 r_{2,1}(t, \epsilon) dt, \dots, \int_0^1 r_{2,k}(t, \epsilon) dt \right) - \frac{1}{2} \sum_{i=1}^k \int_0^1 l_i r_{1,i}(t, \epsilon) r_{2,i}(t, \epsilon) dt \right\} + o(1).$$

for two appropriately defined functions \mathcal{I}_1 and \mathcal{I}_2 . We conclude by proving that the r.h.s can be the upper and lower bounded by $\inf \sup i_{\text{RS}}(\mathbf{r}_1, \mathbf{r}_2)$ asymptotically.

ACKNOWLEDGMENTS

The authors warmly thank Pragya Sur for initial discussions leading to this project. J.B. and D.T. were funded by the European Union (ERC, CHORAL, project number 101039794). Views and opinions expressed are however those of the authors only and do not necessarily reflect those of the European Union or the European Research Council. Neither the European Union nor the granting authority can be held responsible for them.

REFERENCES

- [1] J. Li and W. Chen, "Forecasting macroeconomic time series: Lasso-based approaches and their forecast combinations with dynamic factor models," *International Journal of Forecasting*, vol. 30, no. 4, pp. 996–1015, 2014.
- [2] Z. Bar-Joseph, A. Gitter, and I. Simon, "Studying and modelling dynamic biological processes using time-series gene expression data," *Nature Reviews Genetics*, vol. 13, no. 8, pp. 552–564, 2012.
- [3] S. Basu, S. Das, G. Michailidis, and A. Purnanandam, "A high-dimensional approach to measure connectivity in the financial sector," *The Annals of Applied Statistics*, vol. 18, no. 2, pp. 922–945, 2024.
- [4] O. Sporns, J. Faskowitz, A. S. Teixeira, S. A. Cutts, and R. F. Betzel, "Dynamic expression of brain functional systems disclosed by fine-scale analysis of edge time series," *Network Neuroscience*, vol. 5, no. 2, pp. 405–433, 2021.
- [5] S. Basu and G. Michailidis, "Regularized estimation in sparse high-dimensional time series models," *The Annals of Statistics*, vol. 43, pp. 1535–1567, 08 2015.
- [6] J. Barbier, M. Dia, N. Macris, and F. Krzakala, "The mutual information in random linear estimation," in *2016 54th Annual Allerton Conference on Communication, Control, and Computing (Allerton)*. IEEE, 2016, pp. 625–632.
- [7] J. Barbier, N. Macris, A. Maillard, and F. Krzakala, "The mutual information in random linear estimation beyond i.i.d. matrices," in *2018 IEEE International Symposium on Information Theory (ISIT)*, 2018, pp. 1390–1394.
- [8] G. Reeves and H. D. Pfister, "The replica-symmetric prediction for compressed sensing with gaussian matrices is exact," in *2016 IEEE International Symposium on Information Theory (ISIT)*, 2016, pp. 665–669.
- [9] J. Barbier, F. Krzakala, N. Macris, L. Miolane, and L. Zdeborová, "Optimal errors and phase transitions in high-dimensional generalized linear models," *Proceedings of the National Academy of Sciences*, vol. 116, no. 12, pp. 5451–5460, 2019.
- [10] R. Dudeja and M. Bakhshizadeh, "Universality of linearized message passing for phase retrieval with structured sensing matrices," *IEEE Transactions on Information Theory*, vol. 68, no. 11, pp. 7545–7574, 2022.
- [11] R. Dudeja, Y. M. Lu, and S. Sen, "Universality of approximate message passing with semirandom matrices," *The Annals of Probability*, vol. 51, no. 5, pp. 1616–1683, 2023.
- [12] R. Dudeja, S. Sen, and Y. M. Lu, "Spectral universality in regularized linear regression with nearly deterministic sensing matrices," *IEEE Transactions on Information Theory*, 2024.
- [13] K. Takeda, S. Uda, and Y. Kabashima, "Analysis of cdma systems that are characterized by eigenvalue spectrum," *Europhysics Letters*, vol. 76, no. 6, p. 1193, nov 2006. [Online]. Available: <https://dx.doi.org/10.1209/epl/i2006-10380-5>
- [14] A. M. Tulino, G. Caire, S. Verdú, and S. Shamai, "Support recovery with sparsely sampled free random matrices," *IEEE Transactions on Information Theory*, vol. 59, no. 7, pp. 4243–4271, 2013.
- [15] S. Rangan, P. Schniter, and A. K. Fletcher, "Vector approximate message passing," *IEEE Transactions on Information Theory*, vol. 65, no. 10, pp. 6664–6684, 2019.
- [16] T. Tanaka, "A statistical-mechanics approach to large-system analysis of cdma multiuser detectors," *IEEE Transactions on Information Theory*, vol. 48, no. 11, pp. 2888–2910, 2002.
- [17] D. L. Donoho, A. Maleki, and A. Montanari, "Message-passing algorithms for compressed sensing," *Proceedings of the National Academy of Sciences*, vol. 106, no. 45, pp. 18 914–18 919, 2009.
- [18] F. Krzakala, M. Mézard, F. Sausset, Y. Sun, and L. Zdeborová, "Statistical-physics-based reconstruction in compressed sensing," *Physical Review X*, vol. 2, no. 2, p. 021005, 2012.
- [19] J. Barbier, N. Macris, M. Dia, and F. Krzakala, "Mutual information and optimality of approximate message-passing in random linear estimation," *IEEE Transactions on Information Theory*, vol. 66, no. 7, pp. 4270–4303, 2020.
- [20] M. Mezard and A. Montanari, *Information, physics, and computation*. Oxford University Press, 2009.
- [21] M. Potters and J.-P. Bouchaud, *A first course in random matrix theory: for physicists, engineers and data scientists*. Cambridge University Press, 2020.
- [22] D. Guo, S. Shamai, and S. Verdú, "Mutual information and minimum mean-square error in gaussian channels," *IEEE transactions on information theory*, vol. 51, no. 4, pp. 1261–1282, 2005.
- [23] J. Ma and L. Ping, "Orthogonal amp," *IEEE Access*, vol. 5, pp. 2020–2033, 2017.
- [24] F. Guerra and F. L. Toninelli, "The thermodynamic limit in mean field spin glass models," *Communications in Mathematical Physics*, vol. 230, pp. 71–79, 2002.
- [25] J. Barbier and N. Macris, "The adaptive interpolation method: a simple scheme to prove replica formulas in bayesian inference," *Probability theory and related fields*, vol. 174, pp. 1133–1185, 2019.
- [26] —, "The adaptive interpolation method for proving replica formulas. applications to the curie–weiss and wigner spike models," *Journal of Physics A: Mathematical and Theoretical*, vol. 52, no. 29, p. 294002, 2019.
- [27] J. Barbier, C. L. C. Chan, and N. Macris, "Adaptive path interpolation method for sparse systems: Application to a censored block model," *IEEE Transactions on Information Theory*, vol. 67, pp. 2093–2114, 2021. [Online]. Available: <https://api.semanticscholar.org/CorpusID:109516950>
- [28] M. Dia, N. Macris, F. Krzakala, T. Lesieur, L. Zdeborová *et al.*, "Mutual information for symmetric rank-one matrix estimation: A proof of the replica formula," *Advances in Neural Information Processing Systems*, vol. 29, 2016.
- [29] A. M. Tulino and S. Verdú, "Random matrix theory and wireless communications," *Foundations and Trends® in Communications and Information Theory*, vol. 1, no. 1, pp. 1–182, 2004. [Online]. Available: <http://dx.doi.org/10.1561/0100000001>