

# The origin of anomalous non-linear microwave absorption in Josephson junction qubits: mysterious nature of two level systems or their dynamic interaction?

Alexander L. Burin

*Tulane University, New Orleans, LA 70118, USA*

(Dated: January 22, 2025)

## Abstract

Quantum two-level systems (TLSs) commonly found at low temperature in amorphous and disordered materials are responsible for decoherence in superconducting Josephson junction qubits particularly because they absorb energy of coherent qubit oscillations in the microwave frequency range. In planar Josephson resonators with oxide interfaces this absorption is characterized by an anomalously weak loss tangent dependence on the field in the non-linear regime that conflicts with the theoretical expectations and the observations in amorphous dielectrics. It was recently suggested that this anomalous absorption is due to TLS dynamic interactions. Here we show that such interactions cannot lead to the observed loss-tangent field dependence and suggest the alternative explanation assuming that TLS dipole moments  $p$  are distributed according to the specific power law  $P(p) \propto 1/p^{3-\eta}$  ( $0 \leq \eta < 1$ ). This assumption, indeed, results in the observed loss tangent behavior. The hypothesis of a power law distribution is supported both by the recent measurements of individual TLS dipole moments and the theoretical model of TLS formation due to the long-range dipole-dipole interaction, thus connecting the anomalous absorption with the possible solution of the long-standing problem of the nature of TLSs.

PACS numbers: 85.25.Cp, 03.65.Yz, 73.23.b

## I. INTRODUCTION

Quantum two level systems (TLSs) substantially limit performance of superconducting and optomechanical resonators [1, 2] and superconducting qubits [3, 4], which are one of the most promising candidates for use in quantum hardware [3, 5–10]. The existence of TLSs in practically all disordered materials and their quantitative universality [11–14], make their destructive effect seemingly unavoidable. Observation and interpretation of any deviation from that universal behavior can shed light on a long-standing, yet unresolved problem of the nature of TLSs and, based on this knowledge, suggest the way to reduce their deleterious effect. Here we focus on the anomalous absorption of microwaves in certain Josephson resonators as such deviation and show that the observed anomalous field dependence of absorption naturally emerges if TLSs are formed as universal low energy collective excitations in a system with the long-range interaction [13, 15, 16]. Our theory is different from the earlier suggested explanation of anomalous absorption using TLS dynamic interactions [17]. To address this conflict we also consider the absorption in the presence of a dynamic interaction and show that any such interaction cannot lead to the observed behavior.

Before considering the anomalous nonlinear absorption we briefly introduce present knowledge in the area of resonant microwave absorption by TLSs. TLSs are commonly represented by two lowest energy levels in double well potentials (see Fig. 1) having energy splitting  $E$  (shown in Fig. 1 in frequency units as  $\omega_E = E/\hbar$ ) and coupled by the tunneling characterized by the amplitude  $\Delta_0$  (not shown). They obey the universal probability density function defined as [11, 12, 18, 19]

$$P(E, \Delta_0) = P_0 \frac{E}{\Delta_0 \sqrt{E^2 - \Delta_0^2}}. \quad (1)$$

Since only TLSs with large tunneling amplitudes  $\Delta_0 \sim E$  contribute to the resonant absorption [12]) we restrict our qualitative consideration to TLSs with  $\Delta_0 \sim E$  and use Eq. (1) as the uniform distribution over TLS energies and in space in the form  $P(E) \approx P_0$ .

TLS interacts with the external microwave field characterized by the frequency  $\omega$  and amplitude  $\mathbf{F}$ , because tunneling atoms possess electric charges, so each TLS possesses a dipole moment  $\mathbf{p}$ . Resonant TLS ( $E \approx \hbar\omega$ ) can transfer between its levels due to interaction with the field characterized by the Rabi frequency  $\Omega$ , where  $\hbar\Omega \approx \mathbf{F}\mathbf{p}\Delta_0/E$  [20]. Since for efficiently absorbing TLSs one has  $\Delta_0 \sim E$ , we use the maximum Rabi frequency  $\Omega = pF/\hbar$

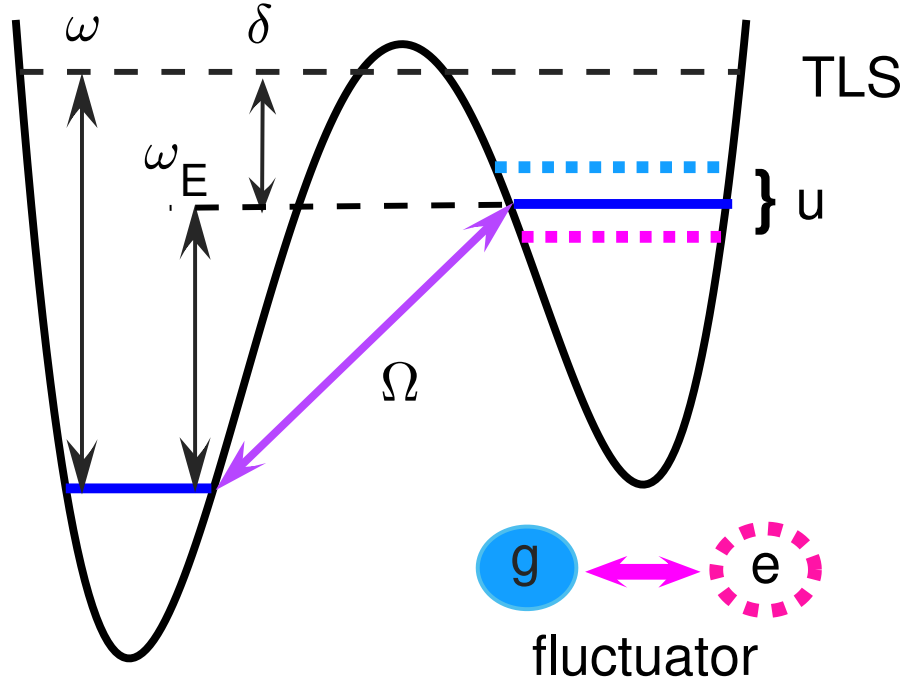


FIG. 1: TLS is represented by two lowest energy levels (solid lines) for atom or group of atoms positioned within a double well potential [18, 19]. TLS interacts with the microwave field having the frequency  $\omega$  shifted from the TLS resonant frequency  $\omega_E = E/\hbar$  ( $E$  is TLS energy splitting) by detuning  $\delta$ . This field couples two TLS states with the strength determined by the Rabi frequency  $\Omega$ . Two state fluctuator shown in the bottom right corner can be in its ground ( $g$ ) or excited ( $e$ ) states represented by filled and empty circles, respectively. Fluctuator transitions between these states shift TLS resonant frequency by  $\pm u/2$ , as shown by dotted lines, where  $\hbar u$  is the TLS interaction with the fluctuator.

as its typical value assuming all TLS dipole moments approximately identical.

Deviation of TLS resonant frequency from the field frequency is determined by its frequency detuning  $\delta = \omega - \omega_E \ll \omega$  ( $\omega_E = E/\hbar$ , see Fig. 1). Absorption can be affected by neighboring dynamic fluctuators (e. g. other TLSs) changing TLS detuning [17] when transferring between their states. One such fluctuator modifying TLS detuning by  $\pm u/2$  is shown in Fig. 1.

Energy absorption by TLSs emerges due to their interaction with the environment, where

the absorbed energy is dissipated. We represent the TLS interaction with the environment in terms of its relaxation and decoherence times  $T_1$  and  $T_2$ , respectively [12, 21], similarly to that for nuclear spins [22, 23]. Since efficiently absorbing TLSs possess tunneling amplitudes comparable with their energies, the times  $T_1$  and  $T_2$  express minimum relaxation and decoherence times for TLSs with energy of order of  $\hbar\omega$  [12].

Consider resonant absorption of microwaves by TLSs at low temperatures  $k_B T \ll \hbar\omega$  which is true in most of experiments [3, 6, 24] and in the absence of fluctuators. We characterize TLS absorption in terms of its loss tangent (inverse quality factor) represented by the energy absorption rate per a unit volume divided by the product of the microwave energy density  $U_F = \epsilon\epsilon_0 F^2$  and the microwave field frequency  $\omega$ . This parameter expresses the ratio of the imaginary part of TLS contribution to the dielectric constant and the real part of the dielectric constant.

In the absence of microwaves TLS occupies its ground state. Microwave field results in its gradual excitation interrupted eventually by this TLS relaxation back to its ground state occurring over the time of order of its relaxation time  $T_1$ . The average absorbed energy during the relaxation time is given by the product of the probability  $P_1$  of TLS transfer to the excited state during the time  $T_1$  and the absorbed energy  $E \approx \hbar\omega$ . The energy absorption rate by a single TLS can be then approximated by  $W_{\text{TLS}} \approx \hbar\omega P_1/T_1$ . The probability  $P_1$  depends on TLS detuning  $\delta$  and it decreases with increasing  $|\delta|$  as illustrated in the top right inset in Fig. 2. We characterize the absorption by the width of the absorption resonance  $\delta_{\text{res}}$ , which can be defined as  $P_1(\delta_{\text{res}}) \approx P_1(0)/2$  (see the top right inset in Fig. 2). The number of absorbing TLSs per a unit volume is determined by the probability density Eq. (1) as  $N_{\text{TLS}} \approx P_0 \hbar \delta_{\text{res}}$ . Consequently, we estimate the TLS loss tangent expressing the TLS energy absorption rate as the product of the individual TLS absorption rate  $W_{\text{TLS}}$  and the number of absorbing TLSs  $N_{\text{TLS}}$ . This yields

$$\tan(\delta) \approx \frac{P_0 \hbar^2 \delta_{\text{res}} P_1(0)}{T_1 U_F}, \quad U_F = \epsilon\epsilon_0 F^2. \quad (2)$$

For  $T_2 \ll T_1$  and at small fields where the absorption probability is small ( $P_1(0) \ll 1$ ), this probability is given by the sum of  $n = T_1/T_2$  probabilities  $P_2$  of absorption in  $n$  phase uncorrelated time domains of the size  $T_2$ . The probability of absorption during the decoherence time  $T_2$  by TLS having zero detuning is given by the quantum mechanical expression  $P_2 \approx \Omega^2 T_2^2$  and, consequently,  $P_1(0) \approx \Omega^2 T_1 T_2$ , which is valid only for  $P_1(0) \ll 1$ .

Consequently, the probability  $P_1$  is small under the condition [11, 12, 21]

$$\Omega < \Omega_c = \frac{1}{\sqrt{T_1 T_2}}. \quad (3)$$

The probability estimate  $P_1(0)$  is valid for detuning less than the inverse decoherence time, while at larger detuning  $\delta > 1/T_2$  one has  $P_2 \approx \Omega^2/\delta^2$  and  $P_1 \approx \Omega^2 T_1/(\delta^2 T_2)$ . Consequently,  $\delta_{\text{res}} \approx 1/T_2$  (see Fig. 2) and we estimate the loss tangent using Eq. (2) as  $\tan(\delta) \approx P_0 p^2/(\epsilon_0 \epsilon)$ . Thus at small fields satisfying Eq. (3) the loss tangent is field independent and approaches its maximum emerging in the linear response regime [20].

At larger fields the absorption saturates at  $\delta < \delta_{\text{res}} \approx \Omega \sqrt{T_1/T_2}$  where the probability  $P_1(\delta_{\text{res}}) \approx \Omega^2 T_1/(\delta^2 T_2)$  approaches unity (see Fig. 2), In this *nonlinear regime* the loss tangent evaluated using Eq. (2) acquires an inverse field dependence in the form  $\tan(\delta_{\text{nl}}) \approx \hbar^2 P_0 \delta_{\text{res}}/(T_1 U_F) \approx P_0 p^2/(\epsilon_0 \epsilon \Omega \sqrt{T_1 T_2}) \propto 1/F$  and the nonlinear regime takes place at  $\Omega > \Omega_c \approx 1/T_1$ .

Our estimates for the loss tangent are very close to the results of the accurate calculations [3, 20, 21] for the linear ( $\tan(\delta_{\text{lin}})$ ) and nonlinear ( $\tan(\delta_{\text{nl}})$ ) regimes

$$\begin{aligned} \tan(\delta_{\text{lin}}) &= \frac{\pi P_0 p^2}{3 \epsilon \epsilon_0}, \quad \delta_{\text{res}} \approx \frac{1}{T_2}, \quad \Omega < \frac{1}{\sqrt{T_1 T_2}}, \\ \tan(\delta_{\text{nl}}) &= \frac{3\pi \tan(\delta_{\text{lin}})}{8 \Omega \sqrt{T_1 T_2}}, \quad \delta_{\text{res}} \approx \Omega \sqrt{\frac{T_1}{T_2}}, \quad \Omega > \frac{1}{\sqrt{T_1 T_2}}. \end{aligned} \quad (4)$$

At low temperatures where the TLS-TLS interaction is negligibly small, decoherence is associated with the relaxation and one has  $T_2 = 2T_1$  similarly to the magnetic resonance problem [12, 20]. In this case the size of a resonant domain in a linear regime is  $\delta_{\text{res}} \approx 1/T_1$ , while in the nonlinear regime it is approximately equal to the Rabi frequency  $\Omega$ .

The loss tangent behavior Eq. (4) was found consistent with experiments in bulk amorphous materials [12]. However, there is a common observation [17, 24–28] in planar Josephson resonators with oxide interfaces that TLS dielectric losses does not follow that theoretical prediction and TLS loss tangent depends on the field in the non-linear regime as  $F^{-\eta}$  with the exponent  $\eta$  ranges from 0.2 to 0.6, while Eq. (4) predicts that  $\eta = 1$ . In our opinion this non-universal feature of otherwise “very” universal TLSs requires attention, because its interpretation can help to understand the nature of TLSs, while understanding the nature of TLSs should help to exterminate them in Josephson junctions, which is necessary to make Josephson junction qubits functional [6]. *Therefore, here we investigate this problem*

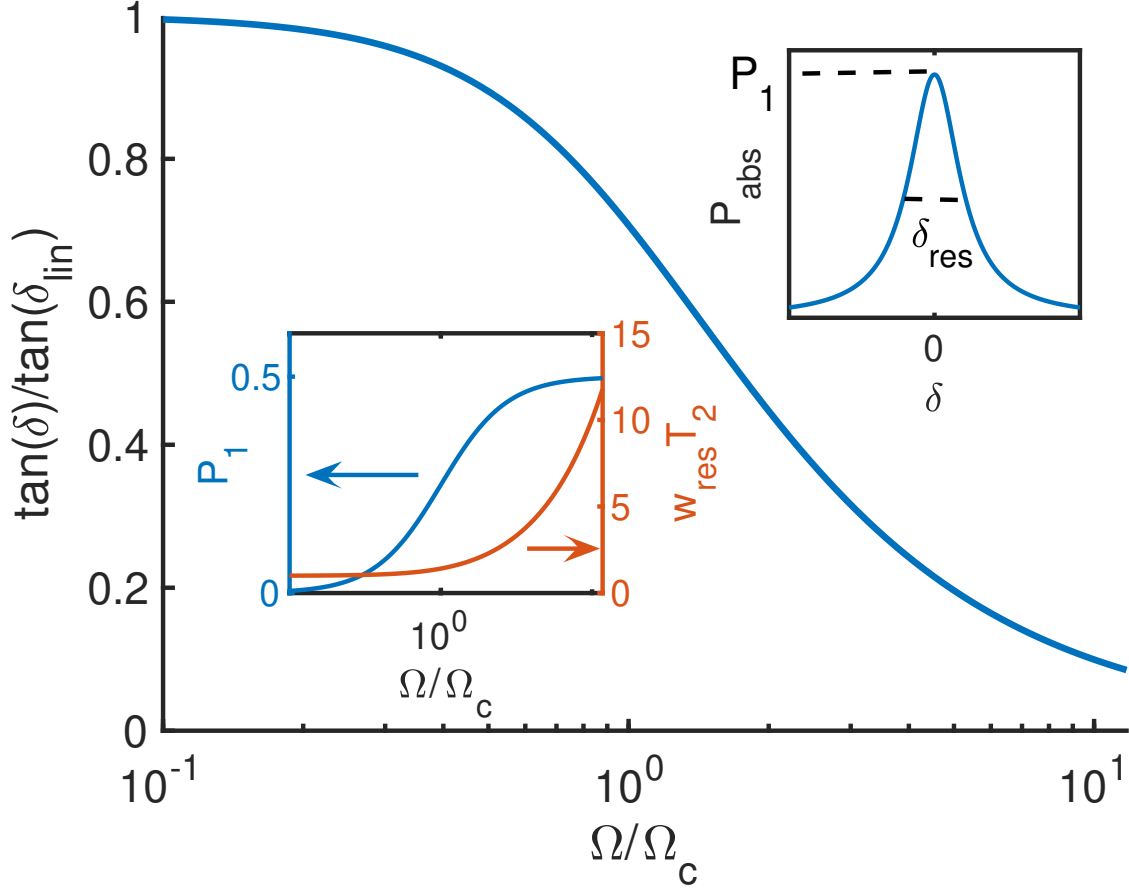


FIG. 2: Dependence of loss tangent on nonlinearity parameter  $\Omega/\Omega_c$  Eq. (3). Loss tangent is proportional to the product of the absorption probability  $P_1$  at resonance and the width of resonance  $\delta_{\text{res}}$  divided by the intensity proportional to  $\Omega^2$ . Dependencies of  $P_1$  and  $\delta_{\text{res}}$  on the nonlinearity parameter expressed as a ratio  $\Omega/\Omega_c$  are shown in the bottom left inset, while the dependence of the absorption probability  $P_1$  on detuning  $\delta$  is shown in the top right inset. The resulting dependence of the loss tangent ( $\tan(\delta) \propto P_1 \delta_{\text{res}}/F^2$ ) on the non-linearity parameter is shown in the main graph.

*in detail. We consider critically the earlier proposed explanation based on TLS dynamic interaction [17] and suggest the alternative interpretation. We put forward the hypothesis of TLS dipole moment power law distribution  $P(p) \propto p^{-3+\eta}$  that explains the anomalous field dependence of absorption. When deriving Eq. (4) we assumed approximately identical dipole moments for all TLSs. The presence of a substantial fraction of large dipole moments in case of a chosen power law distribution dramatically modifies the non-linear absorption*

field dependence compared to Eq. (4).

Indeed, for this specific distribution the absorption is determined by the crossover domain of dipole moments  $\Omega_c \sim 1/\sqrt{T_1 T_2}$ , Eq. (3). The dipole moment at the crossover is defined as  $p(F) \sim \hbar/(F\sqrt{T_1 T_2})$ . Then the loss tangent is determined by the linear response theory expression  $P_0 p(F)^2/\epsilon$ , still valid at the crossover, being multiplied by the fraction of such dipole moment  $P(p(F))p(F) \approx p(F)^{-2+\eta}$ , which yields the desirable dependence  $\tan(\delta) \propto F^{-\eta}$ .

*We show that this hypothetical distribution is consistent both with the direct measurement of TLS dipole moments [24] and the renormalization group theory considering TLSs as universal collective excitations formed due to the long-range interaction [13, 15, 16].* This consideration is reported in Sec. III. In the previous section II we examine a TLS absorption affected by its interaction with fluctuators following the earlier suggestions of Ref. [17], where the explanation of the anomalous non-linear absorption was suggested based on that interaction. We do not agree with that explanation. The causes of our disagreement are briefly explained below, while the detailed consideration is reported in Sec. II.

The interaction based explanation of anomalous absorption was proposed in Ref. [17] for the non-linear regime  $\Omega\sqrt{T_1 T_2} \gg 1$  (cf. Eq. (3)) assuming the dominating contribution to the loss tangent of some resonant TLSs having specific neighboring fluctuators (see Ref. [29] and Fig. 1). It was suggested that if transitions of these fluctuators shift TLS energy out of resonant domain during a time  $\tau$  less than the inverse Rabi frequency  $1/\Omega$ , then this resonant TLS absorbs microwaves as in the linear regime in spite of the strong non-linearity. According to Ref. [17] TLS removal from the resonant domain requires its detuning due to interaction with fluctuator to exceed the inverse TLS decoherence rate, i. e.  $|u| > 1/T_2$  (see Fig. 1). The contribution of such TLSs possessing special neighboring fluctuators to the loss tangent was estimated as  $P_{\text{sp}} \tan(\delta_{\text{lin}})$ , where  $P_{\text{sp}} \approx P_{\text{fl}} \ln(1/(\Omega\tau_{\text{min}}))$  is the probability that the resonant TLS have special neighboring fluctuators interacting with TLS stronger than  $1/T_2$  and possessing relaxation time less than the inverse Rabi frequency  $\Omega$ . Here  $\tau_{\text{min}}$  is the minimum fluctuator relaxation time that must be sufficiently short  $\tau_{\text{min}} < \Omega^{-1} \ll T_1$ , so we are talking about “fast” fluctuators compared to resonant TLSs. The logarithmic factor is originated from the standard assumption of the logarithmically uniform distribution of fluctuator relaxation times above the minimum time. The predicted logarithmic field dependence was used to interpret a field dependence of a loss tangent observed experimentally,

because a logarithmic dependence is quite similar to the power law dependence with a small exponent [17].

The estimate of the loss tangent in Ref. [17] raises certain doubts. It was assumed there that TLS detuning by fluctuator exceeding  $1/T_2$  removes it away from the resonant domain. However, the size of the resonant domain is equal to  $1/T_2$  only in the linear absorption regime (see Fig. 2), while the nonlinear regime was investigated in Ref. [17]. In the nonlinear regime  $\Omega > \Omega_c$ , Eq. (3), the size of the resonant domain is proportional to the Rabi frequency, Eq. (4). Then the probability for resonant TLS to possess a neighboring fluctuator capable to remove it away from the resonant domain, i. e.  $u > \delta_{\text{res}}$ , depends on the field and decreases with increasing the field. For example, if TLS-fluctuator interaction depends on the distance as  $\tilde{u}/r^3$  in three dimensions due to elastic or dipolar forces [12], then the probability of a large interaction  $\tilde{u}/r^3 > \delta_{\text{res}} \approx \Omega\sqrt{T_1/T_2}$  is proportional to the volume of the space  $r^3 = \sqrt{T_2/T_1}\tilde{u}/\Omega$ , where the neighboring fluctuator must be located to remove TLS from resonance. Therefore, the probability to find TLS having such neighboring fluctuator acquires an additional inverse field dependence  $1/F$ , since  $\Omega \propto F$ . This dependence should enter through the factor  $\lambda$  in the loss tangent estimates reported in Ref. [17]. Consequently, the associated contribution to the loss tangent decreases with the field faster than that in the lack of fluctuators Eq. (4) due to the logarithmic factor  $\ln(1/(\Omega\tau_{\text{min}}))$  and the inverse field dependence derived above. This is the primarily reason, why we cannot agree with the interpretation proposed in Ref. [17].

The actual field dependence of the loss tangent due to contribution of neighboring fluctuators bringing TLS to the linear regime as suggested in Ref. [17] is even stronger, as we show in Sec. II. We found that the fast fluctuator contribution to the loss tangent is due to representative neighboring fluctuators and it is characterized by the field dependence  $F^{-4/3}$  that is intermediate between the dependencies  $F^{-1}$ , Eq. (4), occurring in the absence of fluctuators and  $F^{-2}$  that takes place due to slow fluctuators  $\tau_{\text{min}} > T_1$  [30–32]. This dependence is subject for experimental verification.

The paper is organized as following. In Sec. II the absorption is considered in the presence of fast fluctuators. The model of distributed TLS dipole moments is proposed and justified in Sec. III. The summary of the results is presented in Conclusion, Sec. IV, where we also discuss experimental verification of the theory and the further theoretical development. Appendix contains the derivation of analytical formulas for the fluctuator induced TLS



decoherence rate and the contribution of many fluctuators to the TLS decoherence rate, all used in Sec. II.

## II. TLS ABSORPTION IN THE PRESENCE OF FLUCTUATORS

Here we investigate microwave absorption by TLSs interacting with fast fluctuators characterized by the minimum relaxation time  $\tau_{\min}$  shorter than that of resonant TLSs ( $T_1$ ) following the suggestion of Ref. [17] that the minimum fluctuator relaxation time  $\tau_{\min}$  is shorter than the inverse Rabi frequency,  $\Omega^{-1}$ , that must be less than the TLS relaxation time  $T_1$  in the non-linear regime of interest opposite to Eq. (3). Before we begin the consideration of this regime two comments are in order about the relevance of the assumption of fast fluctuators and their two-level nature.

In our opinion the assumption  $\tau_{\min} < T_1$  is questionable because in the vast majority of experiments the temperature is so small ( $T < 0.25\text{K}$ ) that the associated thermal energy  $E_T = k_B T$  representing a typical fluctuator energy is smaller than the resonant TLS energy  $\hbar\omega$  for the typical microwave frequency of  $\omega = 2\pi \cdot 5 \text{ GHz}$ . The energy of TLSs serving as fluctuators should be around the thermal energy to enable them to switch back and forth between their ground and excited states. Since TLS relaxation time increases with decreasing its energy  $E$  as  $E^{-3}$  [33] the minimum fluctuator relaxation time  $\tau_{\min}$  should be longer compared to that of resonant TLSs.

The latter case  $T_1 < \tau_{\min}$  was considered in earlier work [30, 31] and it was treated rigorously in Ref. [32], where it was shown that fluctuators strengthen the field dependence of the loss tangent in the non-linear regime to  $F^{-2}$  compared to the inverse field dependence  $F^{-1}$  in the absence of fluctuators [12]. This behavior cannot explain the observed weakening of the loss tangent field dependence [17, 24–28].

The regime  $\tau_{\min} < T_1$  considered in Ref. [17] can be relevant for fluctuators of a different nature than TLSs, so that they still relax faster compared to TLSs. A weakening of loss tangent field dependence was observed down to 10mK. The relaxation time of TLS having similar nature as resonant TLSs at the corresponding thermal energy should be around ten thousand times longer than the time  $T_1$  for resonant TLSs. Consequently, the relaxation time of TLSs, having the same energy  $E_T$  as fluctuators should be more than ten thousand times longer than the fluctuator relaxation time. Of course nothing cannot be excluded but

this is very unforeseen situation. We still consider this regime because it cannot be excluded and it is also relevant for the high temperatures  $\hbar\omega < k_B T$  [31].

Our consideration is limited to two level fluctuators although multilevel fluctuators can be formed due to, for instance, the nuclear quadrupole interactions of atoms participating in TLSs [34]. To the best of our knowledge there is no observations of more than two state telegraph noise, so we ignore this opportunity. We are not sure whether two level or multilevel fluctuators were treated in Ref. [17], since it was assumed there that the fluctuator transition emerging during its relaxation time  $\tau$  removes TLS from resonance for the time comparable to the TLS relaxation time  $T_1 \gg \tau$ . Indeed, after the next time frame  $\tau$  this two level fluctuator will inevitably come back to its initial state bringing TLS back to resonance much faster than during the time  $T_1$ . Other neighboring fluctuators can be discarded during the time of order of  $\tau$  under the assumption of their logarithmically uniform distribution of relaxation times [17], since under this assumption the typical relaxation time of the next significant fluctuator (i. e. removing TLS from its resonance) should be much longer compared to  $\tau$ . The multilevel nature of fluctuators will substantially reduce the probability of TLS to return back to resonance. Yet, even if we assume multilevel fluctuators, the field dependent size of the resonant domain in the non-linear regime under consideration should substantially strengthen the field dependence of the loss tangent as it was explained in the end of Sec. I.

Following the suggestions of Ref. [17] we investigate the possibility that TLS - fluctuator interaction can weaken the loss tangent field dependence. First in Sec. II A we formulate the model of TLS-fluctuator interaction. Then in Sec. II B we investigate the regime of Ref. [17], where neighboring fluctuator of fluctuators bring resonant TLSs into the linear absorption regime. We show that the probability of such configurations of neighboring fluctuators decreases with the field as inverse squared field in contrast with the experimental observations of substantially weaker dependence. Then in Sec. II C we examine the TLS absorption affected by the neighboring fluctuators in their typical locations and show that such fluctuators weaken the field dependence of absorption compared to that for slow fluctuators. However, the predicted field dependence is stronger than in the absence of fluctuators.

### A. Model of resonant TLS interacting with fluctuators

The resonant TLS interacting with the microwave field and fluctuators is characterized by the rotating-frame Hamiltonian [12]

$$\hat{H} = \hbar \left( -\delta S^z - \sum_i u_i \sigma_i S^z \right) + \hbar \Omega S^x, \quad (5)$$

where a TLS is denoted by a spin 1/2 operator  $\hat{S}$ ,  $\delta$  is the TLS detuning,  $u_i$  stands for the TLS detuning induced by the  $i^{\text{th}}$  fluctuator transitions (i. e. the TLS-fluctuator interaction, expressed in frequency units). Each fluctuator is characterized by two states  $\sigma_i = \pm 1/2$  and it randomly transfers between them with the quasi-period  $\tau_i$ , expressing fluctuator relaxation time. Off-diagonal interactions associated with fluctuators are neglected because they are smaller than diagonal ones by the ratio of the interaction  $\hbar u$  and the fluctuator energy  $k_B T$ .

Fluctuators are characterized by the probability density determining their distribution in space and with respect to their relaxation times in the form (cf. Ref. [17])

$$P_{\text{fl}}(\tau) = \frac{n_{\text{fl}}}{\tau} \theta(\tau - \tau_{\text{min}}), \quad (6)$$

where  $\theta(x)$  is the Heaviside step function,  $\theta(x) = 1$  for  $x > 0$  and 0 for  $x < 0$ , and  $\tau_{\text{min}}$  is the minimum fluctuator relaxation time. The logarithmically uniform distribution of fluctuator relaxation times is a natural consequence of their exponential sensitivity to the tunneling barrier separating two fluctuator states [18, 19].

We assume that fluctuators have approximately identical probability to occupy both of their states. This significantly simplifies the consideration but does not affect the results at the qualitative level [35, 36].

We characterize fluctuators using the probability density function  $F(u, \tau)$  using TLS-fluctuator interaction  $u$  expressed in frequency units. This function is determined by the TLS-fluctuator interaction  $U(\mathbf{r}) = \hbar u(\mathbf{r})$  and it is defined using Eq. (6) as

$$F(u, \tau) = \frac{n_{\text{fl}} \theta(\tau - \tau_{\text{min}})}{\tau} \int d^d \mathbf{r} \delta(u - u(\mathbf{r})). \quad (7)$$

We evaluate the function  $F$  for dimensions  $d = 3$  and  $d = 2$ , since in some materials TLSs can be located mostly in the surface. In three dimensions we assume that the interaction is dipole-dipole or elastic so its distance dependence takes the form [12, 13, 16]

$$u(\mathbf{r}) = \frac{\tilde{u}(\mathbf{n})}{r^3}, \quad \mathbf{n} = \frac{\mathbf{r}}{r}, \quad (8)$$

where  $\tilde{u}(\mathbf{n})$  is the angular dependent interaction constant [16]. We evaluate the integral in Eq. (7) for this specific interaction, which yields in three dimensions

$$F(u, \tau) = \theta(\tau - \tau_{\min}) \frac{u_T}{\tau u^2}, \quad u_T = \frac{2\pi}{3} \frac{\tilde{u}_0 n}{\hbar}, \quad (9)$$

where  $\tilde{u}_0$  is the angular averaged absolute value of the TLS-fluctuator interaction constant  $\tilde{u}(\mathbf{n})$  (cf. Ref. [16]), and  $u_T$  is the typical TLS-fluctuator interaction at the average distance  $n^{-1/3}$  between them. If TLSs and fluctuators are located within the thin layer of the thickness  $t$  and relevant TLS-fluctuator separation in space exceeds that thickness, then at shorter distances  $r$  the interaction behaves as  $\frac{u_1(\mathbf{n})}{tr^2}$ , due to possible field confinement inside the layer or as  $\frac{u_2(\mathbf{n})}{r^3}$  at longer distances. In the first case the probability density function is still given by Eq. (9) with slightly different typical interaction  $u_T$  that does not make a qualitative difference with the previously considered three dimensional case expressed by Eq. (9). In the second case we get

$$F_2(u, \tau) = \theta(\tau - \tau_{\min}) \frac{u_{2T}^{2/3}}{\tau u^{5/3}}, \quad u_{2T} = \frac{(\pi/3)^{3/2} \tilde{u}_0 (nt)^{3/2}}{\hbar}, \quad (10)$$

with  $\tilde{u}_0 \approx (\langle |\tilde{u}(\mathbf{n})|^{2/3} \rangle)^{3/2}$ .

The absorption by the resonant TLS is defined by the joint TLS-fluctuator density matrix. This density matrix is determined by the stationary solution of generalized Bloch equations [12, 16, 37]. Below we define such equations for a single neighboring fluctuator, which is sufficient for most of our goals. The generalization to more fluctuators is straightforward.

We express the density matrix in the form  $\rho_{ab}^{cd}$  where two bottom indices  $a, b = g$  or  $e$  stand for the ground or excited TLS states, and two top indices  $g$  or  $e$  enumerate ground or excited states of the fluctuator. For the fluctuator only diagonal elements ( $c = d$ ) are important because of the large energy splitting ( $k_B T$ ) of its two states compared to all other essential energies, which makes the associated off-diagonal element negligible [36]. Then it is convenient to express the density matrix elements in terms of the Bloch vector projections  $S_d^x = (\rho_{ge}^{dd} + \rho_{eg}^{dd})/2$ ,  $S_d^y = i(\rho_{ge}^{dd} - \rho_{eg}^{dd})/2$  and  $S_d^z = (\rho_{gg}^{dd} - \rho_{ee}^{dd})/2$  with the subscript  $d = e$  or  $g$  characterizing the fluctuator state.

TLS interaction with the environment (phonons) is characterized by the relaxation time  $T_1$  and the decoherence time  $T_2 = 2T_1$  [20], while the fluctuator interaction with the environment is characterized by its relaxation time  $\tau$ . The Bloch vector projections satisfy the Bloch equations (index  $a$  stands for  $g$  or  $e$  and complementary index  $b$  is  $e$  or  $g$  states of the

fluctuator, respectively, see Fig. 1),

$$\begin{aligned}
\frac{dS_a^x}{dt} &= -\delta S_a^y + u\sigma_a S_a^y - \frac{S_a^x}{T_2} - \frac{S_a^x - S_b^x}{\tau}, \\
\frac{dS_a^y}{dt} &= \delta S_a^x - u\sigma_a S_a^x - \frac{S_a^y}{T_2} + \Omega S_a^z - \frac{S_a^y - S_b^y}{\tau}, \\
\frac{dS_a^z}{dt} &= -\Omega S_a^y - \frac{S_a^z - 1/4}{T_1} - \frac{S_a^z - S_b^z}{\tau}.
\end{aligned} \tag{11}$$

Eq. (11) differs from the standard Bloch equations [37] by the equilibration terms for density matrix in two fluctuator states all inversely proportional to the fluctuator relaxation time  $\tau$ . Eq. (11) is equivalent to the telegraph noise model of Refs. [35, 36] used to characterize the influence of fluctuators on TLS spectroscopy. In a general case of  $N$  fluctuators there are  $2^N$  possible states  $|a\rangle$  of a subsystem of fluctuators and similar equations should be written for Bloch vectors  $S_a^\mu$  for each specific state  $|a\rangle$ .

The regime considered in Ref. [17] is realized if the fluctuator configuration around the resonant TLS makes it absorbing as in the linear regime. The contribution of such special realizations takes the form

$$\tan(\delta_{\text{sp}}) \sim \tan(\delta_{\text{lin}})P_{\text{sp}}, \tag{12}$$

where  $P_{\text{sp}}$  is the probability to find such realization. In Ref. [17] the authors argued that this probability decreases logarithmically with the field (Rabi frequency) that can explain the observed loss tangent behavior. Below in Sec. IIB we estimate this probability and find in accord with our arguments in the introduction that it decreases with the field faster than  $F^{-1}$ . Consequently, such configurations cannot explain the observed loss tangent field dependence. In Sec. IIC we examine the absorption affected by neighboring fast fluctuators and show that they can weaken a loss tangent field dependence compared to the previously predicted behavior  $F^{-2}$  for slow fluctuators. Yet this dependence is stronger than  $F^{-1}$  in the absence of fluctuators.

## B. Fluctuator configurations restoring the linear regime

We consider a high field regime  $\Omega T_1 > 1$ , where the loss tangent is substantially reduced compared to its maximum value given by the linear response theory Eq. (4) in the absence of fluctuators. In this regime the resonant domain size is determined by the Rabi frequency,

see Eq. (4) for  $T_2 = 2T_1$ . Fluctuators enhance absorption by means of shifting TLSs away from resonance. These shifts of TLS resonant frequency results in its spectral diffusion. During the absorption time  $T_1$  the spectral diffusion covers the frequency domain [31]

$$W_{\text{sd}} \approx u_T \begin{cases} \ln(T_1 u_T), & \tau_{\text{min}} < \frac{1}{u_T}, \\ \ln\left(\frac{T_1}{\tau_{\text{min}}}\right), & \frac{1}{u_T} < \tau_{\text{min}} < T_1, \\ \frac{T_1}{\tau_{\text{min}}}, & T_1 < \tau_{\text{min}}. \end{cases} \quad (13)$$

If fluctuators are slow ( $T_1 < \tau_{\text{min}}$ ), the resonant domain is determined by the maximum of the spectral diffusion width or the Rabi frequency as it is shown rigorously in Ref. [32]. If the spectral diffusion width exceeds the inverse TLS relaxation time ( $W_{\text{sd}} > 1/T_1$ ) the absorption emerges in the linear regime until the saturation at  $\Omega \sim \sqrt{W_{\text{sd}}/T_1}$ . At larger Rabi frequencies the loss tangent behavior can be approximated by Eq. (2) as

$$\tan(\delta) \approx \tan(\delta_{\text{lin}}) \frac{W_{\text{sd}}}{T_1 \Omega^2}, \quad (14)$$

in a full accord with the rigorous solution of Ref. [32] that does not show an anomalously weak loss tangent field dependence. However, the rigorous solution was obtained in the absence of fast fluctuators having relaxation times shorter than the resonant TLS relaxation time, i. e.  $\tau_{\text{min}} > T_1$ . The question then arises, can fast fluctuators with relaxation times less than  $T_1$  support the linear absorption regime with a reasonably high probability?

To resolve this question we begin with the consideration of a single fluctuator effect on the absorption. Let the fluctuator possessing the relaxation time  $\tau$  be coupled with the given TLS by the interaction  $u$ . Can it switch the absorption by the given TLS to the linear regime? Assume that there is no limitation for the minimum fluctuator relaxation time.

Fluctuator transitions between two its states result in decoherence of the TLS. If the interaction  $u$  exceeds the inverse relaxation time  $1/\tau$  and TLS detuning  $\delta$  is less or comparable with  $1/\tau$ , then the fluctuator results in TLS decoherence during the time  $\tau$ . This is the straightforward outcome of the Bloch equations Eq. (11). Indeed, if for one of the fluctuator states, e. g. its ground state, the TLS is in resonance, i. e.  $|\delta + u/2| < 1/\tau$ , then for the other one (excited) the TLS is away from resonance since  $|u| > 1/\tau$ . Consequently, we can approximately neglect  $x$  and  $y$  projections of the Bloch vector in the state  $e$  in Eq. (11) assuming  $S_g^{x,y} \gg S_{x,y}^e$ . Then the fluctuator related terms enters the Bloch equations as the additional decoherence channel characterized by the rate  $1/\tau$ . The TLS possessing the relaxation time

$T_1$  and decoherence time  $\tau$  absorbs in the linear regime at sufficiently short decoherence times  $\tau < 1/(\Omega^2 T_1)$ , see Eq. (3). The probability to find such neighboring fluctuator is given by the number of fluctuators satisfying the condition  $u > 1/\tau > 1/(\Omega^2 T_1)$ . Using the probability density function Eq. (9) to evaluate the probability that these inequalities are satisfied we get

$$P_{\text{sp}} \approx \frac{u_T}{T_1 \Omega^2}. \quad (15)$$

This probability decreases with the field as an inverse squared field that determines the loss tangent field dependence in Eq. (12) and thus it is not consistent with the observed weakening of the loss tangent field dependence.

The expression for the probability is derived assuming that the TLS - fluctuator interaction  $u$  expressed in frequency units exceeds the inverse fluctuator relaxation time  $\tau^{-1}$ . In the opposite limit  $u < \tau^{-1}$  the decoherence rate due to fluctuator can be approximated by  $1/T_{2\text{fl}} \approx u^2 \tau$  (see derivation in Appendix A and Ref. [22] where the similar estimate was obtained for the nuclear spin decoherence rate). Then the linear absorption takes place under the condition  $u^2 \tau > \Omega^2 T_1$ , Eq. (3). The probability to simultaneously satisfy this condition with the assumed inequality  $\tau < 1/u$  evaluated using the probability density function Eq. (9) is also given by Eq. (15). Thus a single fluctuator can bring the TLS in the linear absorption regime, but the probability to have such fluctuator decreases with the field very fast, as  $F^{-2}$ , so such realizations cannot account for the anomalous loss tangent behavior found experimentally.

One can raise the question, whether more than one fast fluctuator can lead to the desirable behavior. The probability to have two neighboring fluctuators contributing to the decoherence rate similarly as required to ensure the TLS decoherence rate exceeding  $\Omega^2 T_1$  would be given by  $P_{\text{sp}}^2$  multiplied by some numerical factor exceeding unity, yet of order of unity due to the reduction of requirements for each fluctuator contribution, say, by a factor of 2 or so. The field dependence of the probability of such realization is stronger compared to Eq. (15). Adding more fluctuators would lead to a stronger field dependence of the associated contribution to the loss-tangent. Consequently, we do not expect that the interaction of resonant TLSs with fast fluctuators can explain the observed loss tangent behavior.

In two dimensional systems with  $1/r^3$  interaction, the probability density function Eq. (10) should be used to evaluate the probability of the emergence of the linear absorption

regime. The straightforward calculation yields

$$P_{\text{sp2}} \approx \frac{u_T^{2/3}}{T_1^{2/3} \Omega^{4/3}}. \quad (16)$$

Although the field dependence here is weaker compared to that in three dimensions it is still stronger than in the non-linear regime without fluctuators. Thus, it does not explain the anomalous loss tangent field dependence.

Since the typical relaxation time of fluctuators contributed to the realizations of interest are of order of  $1/(\Omega^2 T_1)$ , our consideration is valid only for sufficiently small minimum relaxation time of fluctuators  $\tau_{\text{min}} < 1/(\Omega^2 T_1)$ . If the minimum fluctuator relaxation time is longer  $\tau_{\text{min}} > 1/(\Omega^2 T_1)$ , then a single fluctuator is not capable to bring TLS to the linear absorption regime because the induced decoherence rate cannot exceed  $1/\tau_{\text{min}}$ . The number of fluctuators of order of  $N_{\text{fl}} \approx \Omega^2 T_1 \tau_{\text{min}}$  will be needed and the probability for such configuration is exponentially decreasing function of  $N_{\text{fl}}$ . Consequently, such realization does not contribute to the loss-tangent.

As shown, we argued that the interaction based theory cannot explain the anomalous loss tangent field dependence. We suggest an alternative explanation in Sec. III. In spite of the non-positive outcome of the present consideration we found that the single neighboring fluctuator can substantially enhance TLS absorption. Below in Sec. II C we identify representative fast fluctuators, which can strengthen absorption. Yet for that scenario the loss tangent decreases with the field faster than  $1/F$ .

### C. Absorption due to a “representative” fluctuator

Here we focus on the fast fluctuator effect on the TLS absorption assuming that the main enhancement is determined by one or few representative fluctuators located at the average distance from the resonant TLS and possessing certain relaxation time of order of its representative value  $\tau_{\text{repr}}$ . We assume that the minimum fluctuator relaxation time  $\tau_{\text{min}}$  is less than this representative time.

Let us explain our definition of the representative fluctuator. The word “representative” means that its contribution to the decoherence rate is comparable to the joint contribution of all other fluctuators. Consequently, it determines the size of the resonant domain and, the loss tangent. Assume that the interaction  $u$  of the representative fluctuator and the TLS



is smaller than its relaxation rate  $1/\tau$  (this will be confirmed by the final result). Then, as derived in Appendix A (see also the estimate of a nuclear spin decoherence rate in Ref. [22]), the contribution of this fluctuator to the decoherence rate can be expressed as

$$\frac{1}{T_{2\text{fl}}} = \frac{1}{2\tau} \frac{u^2}{\left(\delta^2 + \frac{4}{\tau^2}\right)}. \quad (17)$$

Detuning  $\delta$  of absorbing TLSs is of order of the resonant domain size  $\delta_{\text{res}}$ .

According to Eq. (17) the maximum contribution to the decoherence rate is provided by fluctuators with the relaxation time of order of inverse detuning  $\delta_{\text{res}}$ , say, between  $\delta_{\text{res}}/2$  and  $2\delta_{\text{res}}$ . There is around one fluctuator possessing the relaxation time close to the optimum one  $1/\delta_{\text{res}}$  and having interaction with the TLS of order of  $u_T$ , i. e. located at around the average distance between TLS and fluctuator. This defines the representative fluctuator. This fluctuator contributes to the decoherence rate as  $1/T_{2\text{fl}} \sim u_T^2/\delta_{\text{res}}$ . The absorption takes place in the nonlinear regime, since the linear regime emerges only due to fluctuators interacting stronger than the interaction at the average distance  $u_T$  (see Sec. II B). Then the resonant domain is determined using Eq. (4) as  $\delta_{\text{res}} \approx \Omega\sqrt{T_1/T_{2\text{fl}}}$ . Solving this equation for the resonant domain we calculate it and evaluate the loss tangent using Eq. (2) as

$$\frac{1}{\tau_{\text{repr}}} \approx \delta_{\text{res}} = (u_T^2 \Omega^2 T_1)^{1/3}, \quad \tan(\delta) \approx \tan(\delta_{\text{lin}}) \frac{u_T^{2/3}}{\Omega^{4/3} T_1^{2/3}}, \quad (18)$$

This estimate based on a single fluctuator is justified for many fluctuators, because the contributions of fluctuators obey the Levy statistics and their typical contribution is well represented by that of the one located at the average distance and possessing the optimum relaxation time [38]. Our analysis of the effect of all fluctuators reported in Appendix B confirms this expectation.

Eq. (18) is a subject to the three constraints. The resonant domain width, Eq. (18), must exceed those for the spectral diffusion  $W_T$ , Eq. (13), and the non-linear absorption without fluctuators,  $\Omega$ , and the representative fluctuator relaxation time  $\tau_{\text{repr}}$  should exceed the minimum fluctuator relaxation time  $\tau_{\text{min}}$ . The first constraint  $\delta_{\text{res}} > u_T$  results in the inequality  $u_T < 1/\tau$ , that was used to derive Eq. (17), so it is consistent with the final result expressed by Eq. (18).

If TLS and fluctuators are of the same origin then the fast fluctuator regime emerges at temperatures where the fluctuator energy  $k_B T$  exceeds that of resonant TLS  $\hbar\omega = k_B T_0$ . In this regime the loss tangent corresponding to the linear response theory decreases with

increasing the temperature as  $\tan(\delta_{\text{lin}}(T)) \approx \tan(\delta_{\text{lin}})T_0/T$ , the resonant TLS relaxation time also decreases as  $T_1(T) \approx T_1T_0/T$  and the fluctuator minimum relaxation time decreases as  $\tau_{\text{min}}(T) \approx T_1(T_0/T)^3$ . Assuming the interaction  $1/R^3$  we also expect the scaling of the TLS-fluctuator interaction in the form  $u_T(T) = u_T(T_0)T/T_0$  [16]. Applying all three constraints formulated in the previous paragraph we found that the regime similar to Eq. (18) is realized if the TLS-TLS interaction  $u_T(T_0)$  at temperature  $T_0$  exceeds the inverse TLS relaxation time at the same temperature ( $u_T(T_0)T_1 > 1$ ) and at temperature exceeding  $T_0(u_T(T_0)T_1)^2$ . The loss tangent and the applicability limits take the form

$$\tan(\delta) \approx \tan(\delta_{\text{lin}}(T)) \frac{u_T(T)^{2/3}}{\Omega^{4/3}T_1(T)^{2/3}},$$

$$\frac{T}{T_0} \sqrt{\frac{u_T(T_0)}{T_1}} < \Omega < \frac{T}{T_0} u_T(T_0)^2 T_1. \quad (19)$$

The predicted behavior  $\tan(\delta) \propto F^{-4/3}$  is intermediate between  $F^{-1}$  dependence in the absence of fluctuators and  $F^{-2}$  dependence due to slow fluctuators. There are more expected dependencies at intermediate temperatures  $T_0 < T < T_0(u_T(T_0)T_1)^2$ . They will be examined in a separate work. Eq. (18) is applicable to two dimensional systems as well, though the additional logarithmic field dependence should be added there.

### III. MICROWAVE ABSORPTION FOR DISTRIBUTED TLS DIPOLE MOMENTS

In this section we put forward the hypothesis that the anomalous loss tangent behavior is originated from the TLS dipole moment power law distribution  $P(d) \propto d^{-3+\eta}$  with  $0 \leq \eta < 1$  in a wide domain of dipole moments. Below in Sec. III A we show that this hypothetical distribution results in the observed behavior of the loss tangent, i. e.  $\tan(\delta) \propto F^{-\eta}$  or  $\ln(1/F)$ . To justify the hypothesis we show that the postulated dipole moment distribution is consistent with the results of measurements of individual TLS dipole moments [39] (see Sec. III B) and with the predictions of the renormalization group theory of collective excitations in the ensemble of two level defects coupled by the long-range interaction  $1/R^d$  in a  $d$ -dimensional space [15, 16, 40] (see Sec. III C). Such collective excitations can be formed if TLSs are of electronic nature since electrons possess much larger dipole moments compared to atomic TLSs and, therefore, their dipole-dipole interaction can be stronger than their elastic interaction.

### A. TLSs with distributed dipole moments: Intensity dependence of absorption

Here we calculate the loss-tangent for TLSs with distributed dipole moments. We assume that TLS dipole moments  $p$  are distributed between their minimum and maximum values  $p_{\min}$  and  $p_{\max}$ , respectively, such that  $p_{\min} \ll p_{\max}$  and introduce their hypothetical distribution in the form

$$P(\Delta_0, \Delta, p) = \frac{P_0}{\Delta_0} F(p), \quad F(p) \approx \frac{p_{\min}^{2-\eta}}{(2-\eta)p^{3-\eta}},$$

$$p_{\min} < p < p_{\max}, \quad 0 \leq \eta < 1. \quad (20)$$

We assume that the temperature is very low so the interaction with thermal TLSs (or fluctuators) can be neglected and the relaxation and dephasing times are connected as  $T_2 = 2T_1$ . According to the earlier estimate [20] the interaction does not affect relaxation and decoherence at temperatures below 30mK, and the experiments are normally carried out within this temperature domain [3, 24].

Assume that there is no correlations between TLS elastic tensors and dipole moments and they are coupled approximately identically to the elastic field, which is a standard assumption for the TLS model. Then resonant TLSs relaxation times are connected to their minimum relaxation time  $T_1$  as  $T_1(\Delta_0) = T_1(E/\Delta_0)^2$  [33, 41]. TLS coupling to the external field is determined by its Rabi frequency that can be expressed in terms of the maximum Rabi frequency  $\Omega_{\max} = Fp_{\max}$  (remember that  $F$  stands for the external microwave field) as  $\Omega = (\Delta_0/E_0)\Omega_{\max} \cos(\theta)p/p_{\max}$ , where  $\theta$  is the angle between the field and the TLS dipole moment (remember that for resonant TLSs  $E_0 \approx \hbar\omega$ ).

The individual TLS contribution to the loss tangent takes the form [11]

$$\frac{\Omega^2 T_2}{2\epsilon\epsilon_0 F^2 ((E/\hbar - \omega)^2 T_2^2 + 1 + \Omega^2 T_1 T_2)}.$$

This result uses the stationary solution of the Bloch equations  $\Omega\langle S^y \rangle$ , Eq. (11), determining the absorption rate in the absence of fluctuators ( $u = 0$ ).

The loss tangent is defined by the average sum of all TLS contributions within the unit volume, which is equivalent to its averaging over TLS tunneling amplitudes  $\Delta_0$ , angles  $\theta$  and TLS dipole moments absolute values  $p$  with the probability density function Eq. (20).

The integral can be conveniently expressed as

$$\tan(\delta) = \frac{4\pi^2 P_0 p_{\min}^2}{(2-\eta)\epsilon R^\eta} \int_R^1 \frac{dz}{z^{1-\eta}} \int_0^1 y^2 dy \int_0^1 \frac{xdx}{\sqrt{1-x^2}} \frac{1}{\sqrt{1+2x^{-2}y^2z^2\Omega_{\max}^2 T_{\min}^2}},$$

$$R = p_{\min}/p_{\max} \ll 1, \quad (21)$$

where the integration over detuning is already performed and the remaining integration variables are  $x = \Delta_0/E$ ,  $y = \cos(\theta)$  and  $z = p/p_{\max}$ .

There are three distinguishable behaviors of the loss tangent depending on the product of the maximum Rabi frequency and the minimum relaxation time. For very small power,  $\Omega_{\max} T_{\min} \ll 1$  the denominator in the integrand in Eq. (21) can be replaced with 1 and the loss tangent is intensity independent approaching its maximum ( $\tan(\delta_{\text{lin}})$ , cf. Eq. (4)). At intermediate powers  $\Omega_{\min} < 1/T_{\min} < \Omega_{\max}$  ( $\Omega_{\min} = \Omega_{\max} R$ ) the main contribution to the absorption is originated from dipole moments  $p \sim p_{\text{nl}}$  where the saturation of absorption begins, i. e.  $p_{\text{nl}} F \approx \hbar/T_{\min}$ . Here the loss tangent is reduced by the volume factor  $(p_{\text{nl}}/p_{\max})^3$  and enhanced by the probability density contribution  $(p_{\text{nl}}/p_{\max})^{-3+\eta}$ . Then the loss tangent depends on the external field as  $\tan(\delta) \propto p_{\text{nl}}^\eta \propto F^{-\eta}$ . For  $\eta = 0$  this dependence becomes logarithmic in the form  $\tan(\delta) \propto \ln(\hbar/(T_{1,\text{min}} F p_{\min}))$ , that is exactly the dependence that was targeted in Ref. [17]. Finally for  $1/T_{\min} < \Omega_{\max} R$  the inverse field dependence of loss tangent takes place as in the standard TLS model with all identical dipole moments [21].

We evaluated integrals in Eq. (21) in all these three limits setting the lower and upper integration limits over dipole moments ( $z$ ) to zero and infinity respectively, for intermediate intensities that is justified in case of  $0 < \eta < 1$ . Then we get

$$\tan(\delta) \approx \frac{4\pi^2}{3(2-\eta)R^\eta} \frac{P_0 p_{\min}^2}{\epsilon} \begin{cases} \frac{1-R^\eta}{\eta}, & \Omega_{\max} < \frac{1}{T_{\min}}, \\ \frac{3}{4(3-\eta)} \frac{\Gamma(\eta/2)\Gamma((1-\eta)/2)\Gamma(1+\eta/2)}{\Gamma((3+\eta)/2)} \frac{1}{(\Omega_{\max} T_{\min})^\eta}, & \Omega_{\min} < \frac{1}{T_{\min}} < \Omega_{\max}, \\ \frac{3\pi}{8\sqrt{2}R^{1-\eta}(1-\eta)} \frac{1}{\Omega_{\max} T_{\min}}, & \frac{1}{T_{\min}} < \Omega_{\min}, \end{cases} \quad (22)$$

where  $\Omega_{\min} = R\Omega_{\max}$  is the typical Rabi frequency for the minimum dipole moment. In the special case of interest of  $\eta = 0$  the generalization for small and large intensities is quite straightforward. In the intermediate regime of main interest we get (within the logarithmic accuracy)

$$\tan(\delta) \approx \frac{\pi^2}{3} \frac{P_0 p_{\min}^2}{\epsilon} \ln\left(\frac{1}{\Omega_{\min} T_{\min}}\right), \quad \Omega_{\min} = \frac{p_{\min} F}{\hbar}. \quad (23)$$

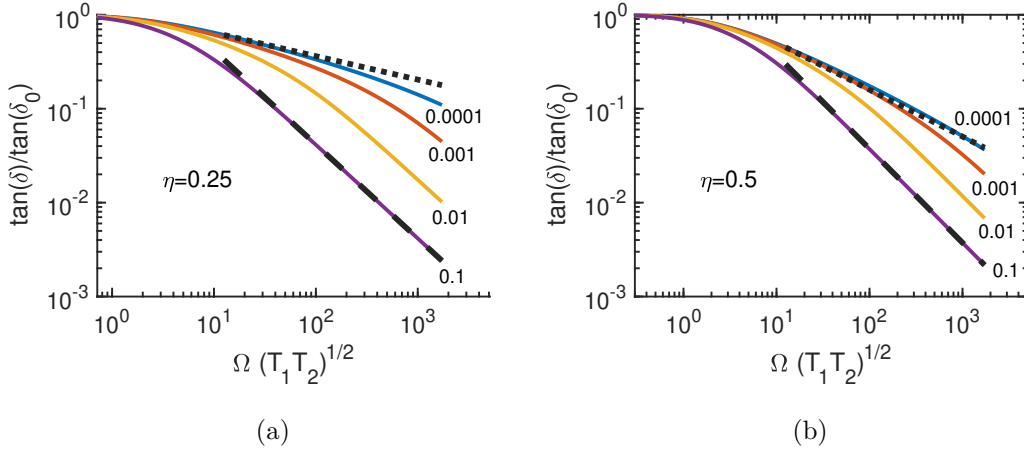


FIG. 3: Loss tangent dependence on the intensity for the TLS dipole moments distributed as  $F(p) \propto p^{-3+\eta}$  for (a)  $\eta = 0.25$  and (b)  $\eta = 0.5$ . Ratio  $R$  of minimum to maximum dipole moments is shown near each graph. Dotted lines show the fit by  $1/\Omega_{\max}^{\eta}$  and dashed lines show the fit by  $1/\Omega_{\max}$ .

The results of the numerical evaluation of the loss tangent using Eq. (21) are shown in Fig. 3. The obtained dependencies of the loss tangent on the intensity are getting consistent with the analytical asymptotics in Eq. (22) at sufficiently small ratio of minimum to maximum dipole moments. The field dependence gets stronger with increasing the field. A similar trend is seen experimentally (see for example Fig. 5 in Ref. [24] fitted by the logarithmic dependence transferring to the inverse field dependence with increasing field in agreement with Eq. 5 in the same paper). Below we discuss whether the dipole moment power law distribution Eq. (20) is consistent with experimental data where dipole moments of many individual TLSs were measured directly.

### B. Dipole moment distribution of experimentally observed TLSs

A typical TLS dipole moment can be determined experimentally using a variety of methods. For example two and three pulse dielectric echo measurements permit us to extract a typical value of dipole moment and give some knowledge about its distribution in the integrated form [42–44]. TLS dipole moment can be estimated measuring absorption in

the presence of time-varying bias. However, these methods do not probe the distribution of dipole moments including its tails as expressed by Eq. (20), which are potentially responsible for the anomalous field dependence of the loss tangent.

To investigate TLS distribution one should measure individual TLS dipole moments. TLS dipole moments were measured using resonant transmission probes in the presence of the external bias field  $\mathbf{F}$  modifying TLS resonant frequency as  $-\mathbf{F}\mathbf{p}/\hbar$  [45]. Measurements of many TLS dipole moment were reported in Refs. [39, 45, 46] in Al oxide junctions.

In all these experiments TLS dipole moments vary by at least a factor of three that is not typical for the narrow Gaussian-like distributions. The histograms expressing dipole moment probability density function were reported in Ref. [39] for poly-crystalline and amorphous aluminum oxide films. In the amorphous sample where the maximum TLS dipole moment is as large as 16 D the Gaussian distribution does not fit the dipole moment probability density function, while for the poly crystalline sample the maximum dipole moment is around 7 D and the Gaussian distribution matches data better, yet, not perfect.

To check whether the hypothesis of power law dipole moment distribution Eq. (20) is consistent with the experimental data reported in Ref. [39], we attempted to fit them using the power law probability density function. For the poly-crystalline sample the best power law fit was obtained using  $p^{-3+\eta}$  with  $\eta \approx -2$  (not shown) and it doesn't fit the data better than the fit by the Gaussian distribution [39]. However, for the amorphous sample the probability density function follows the  $p^{-3}$  law reasonably well as shown in Fig. 4 so it is consistent with the proposed hypothetical distribution.

This analysis is very preliminary and it should hopefully encourage experimentalists to collect more data and verify the relevance of the present model. Below we discuss some theoretical grounds behind the power law dipole moment distribution.

### **C. Universal probability density function of collective excitations in the presence of long-range interactions**

The power law dependence of the probability density function on the dipole moment,  $F(p) \propto p^{-3+\eta}$ , expressed by Eq. (20), emerges naturally for coupling constants of low energy collective excitations of interacting two-level defects (Ising pseudospins 1/2) coupled by the long-range interaction  $u/r^d$  in  $d$ -dimensions [15, 40]. The quoted theory was developed

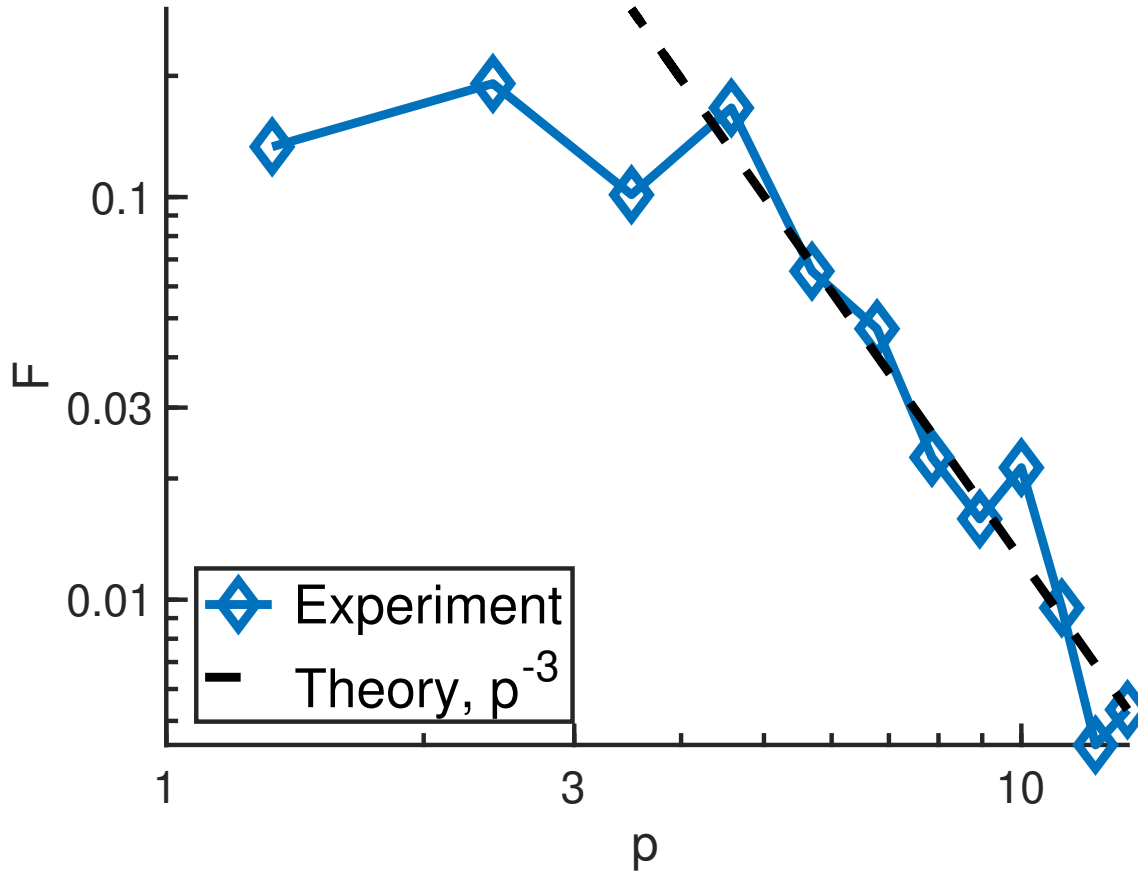


FIG. 4: The probability density function vs. dipole moment for amorphous Al oxide [39] compared with the theoretical expectations.

to interpret the quantitative universality of TLSs in amorphous solids as those collective excitations, following the earlier suggestion of Refs. [13, 47]. The renormalization group analysis of this model with random uncorrelated interaction constants  $u$  between each pair of defects [15, 40] predicted that the low energy excitations are distinguished by the number of participating defects  $n$  and possess the universal densities of states  $P_n \propto \ln(n)/n^2$ . In that specific model the coupling constant for  $n$ -defect excitations scales with  $n$  as  $\gamma \propto \sqrt{n}$ . The distribution of coupling constants  $\gamma$  behaves consequently as

$$F(\gamma) \approx \int_0^\infty dn P_n \delta(\gamma - \sqrt{n}) \propto \ln(\gamma)/\gamma^3, \quad (24)$$

which is similar to the desirable distribution of dipole moments Eq. (20).

The behavior  $P_n \propto \ln(n)/n^2$  is connected with the approximate independence of a susceptibility  $\sum_{n=1}^\infty P_n n$  on the system size. It remains non-zero in the limit of zero temperature

and an infinite interaction radius in spite of all vanishing probability densities  $P_n$  in this limit due to the dipolar gap [15, 40, 48]. Then the divergence of the sum  $\sum_{n=1}^{\infty} P_n n$  at large  $n$  is required to keep this sum constant in the limit of an infinite interaction radius. Similarly for the system with the dipole-dipole interaction the susceptibility  $\int_0^{\infty} dp F(p) p^2$  must remain non-zero in spite of vanishing probability density  $F(p)$  due to the dipolar gap. This requires the divergence of the integral  $\int_0^{\infty} dp F(p) p^2$  at large  $p$  (otherwise, the number of excitations  $\int_0^{\infty} dp F(p)$  must grow with increasing the system size, that conflicts with the renormalization group theory [15]). Consequently, the behavior  $F(p) \propto p^{-3+\eta}$  with  $\eta \geq 0$  is expected for dipole moments of collective excitations possibly representing TLSs.

The predicted distribution of dipole moments is relevant if the dipole-dipole interaction is the strongest long-range interaction in the system. To our knowledge in the vast majority of amorphous dielectrics elastic interaction is stronger than the dipole-dipole interaction [16, 49]. Indeed, TLSs of atomic nature possess very small dipole moments of order or less than few D because heavy atoms can tunnel only to very short distances. However, if TLSs are of electronic nature, then the tunneling distances can be much longer up to nanometers and the associated dipole-dipole interaction can exceed the elastic one. Consequently, we expect that the materials showing anomalous non-linear absorption possess TLSs of electronic nature formed by e. g. localized quasi-particles [50, 51].

#### IV. CONCLUSIONS

We investigate the origin of the anomalous non-linear microwave absorption by two level systems (TLSs) in Josephson junction qubits characterized by a weak loss-tangent field dependence  $F^{-\eta}$ , where  $\eta < 1$ , compared to the inverse field dependence expected theoretically. Two possible sources of this behavior were considered. First, we investigated the effect of interaction of resonant TLSs with fluctuators (e. g. TLSs with energy splitting of order of the thermal energy  $k_B T$ ). We found, in agreement with earlier work [30–32], that the loss tangent field dependence is strengthened in the presence of interaction compared to that in the absence of interaction ( $F^{-1}$ ). Consequently, TLS interaction cannot lead to the experimentally discovered weakening of the loss tangent field dependence. Yet, we predicted a new non-linear absorption regime characterized by the field dependencies  $F^{-4/3}$  emerging if fluctuators interacting with resonant TLSs relax much faster than resonant TLSs. This



prediction awaits experimental verification.

Second, we attempted to interpret the experiment assuming a hypothetical power law distribution of TLS dipole moments  $p$  in the form  $F(p) \propto p^{\eta-3}$ . This distribution, indeed, results in the desirable loss tangent behavior; yet, the proposed hypothesis needs justification. For a justification, we find on the one hand that the proposed distribution of dipole moments is consistent with the experimental observations in amorphous aluminum oxide films [39]. On the other hand, it is consistent with the expected distribution of coupling strengths (dipole moments in our problem) of low-energy collective excitations in systems with long-range interactions [15, 16, 40]. *Thus the anomalous loss tangent field dependence signals that the TLSs could be, indeed, represented by such universal excitations.* The relevance of theory requires dominating TLS dipole-dipole interactions over elastic interactions. This requires large absolute values of TLS dipole moments, which is a sign of the electronic nature of TLSs in materials, where the anomalous loss tangent behavior is observed.

These theoretical suggestions need further experimental verifications and theoretical developments. Although we ruled out the interaction with two level fluctuators as a source of anomalous non-linear absorption, the interaction effect can be different if, for instance, the fluctuators are multilevel. However, if the anomalous absorption is due to any dynamic interaction (like the interaction with fluctuators) it should be dramatically sensitive to the temperature. Particularly, it should disappear with decreasing the temperature, since at zero temperatures all dynamic excitations must be frozen out. Consequently, the investigation of loss tangent temperature dependence at low temperatures can test the significance of dynamic TLS interactions. The lack of temperature dependence will rule out any dynamic interaction. We did not find any evidences of temperature dependence of a non-linear absorption in the recent work [24].

The hypothesis of the power law distribution of TLS dipole moments can be verified by simultaneous measurements of many TLS dipole moments in a single sample similarly to Ref. [39]. The theory interpreting TLSs as collective excitations formed due to the long-range interaction [15, 16, 40] needs to be generalized to the dipole-dipole interactions. The dipole moment statistics and their correlations with elastic interactions can be then investigated within the framework of that theory. We hope that the local experimental probes of TLSs like the recently developed scanning gate imaging technique [52] will examine a composite nature of TLSs as a source of their power law dipole moment distribution as proposed in

the present work.

## ACKNOWLEDGMENTS

This work is partially supported by the National Science Foundation (CHE-1462075), the Tulane University Carol Lavin Bernick Faculty Grant and the NSF-Louisiana Board of Regents LINK Program. I am grateful to Moshe Schechter for very useful discussions during my visit to Israel in winter 2024 and to Kevin Osborn for stimulating discussions, suggestions and for sharing the experimental results for the TLS dipole moment statistics from Ref. [39] used to compare the experiment with the theory.

I acknowledge Organizers and Participants of the Aspen Winter Conference “Noise and Decoherence in Qubits” for useful and stimulating discussions. I also acknowledge the Organizers of this extra-ordinary event and Duke Quantum Center for supporting my travel to Aspen.

- 
- [1] J. Gao, J. Zmuidzinas, B. A. Mazin, H. G. LeDuc, and P. K. Day, *Applied Physics Letters* **90**, 102507 (2007), <https://doi.org/10.1063/1.2711770>.
  - [2] Y.-S. Park and H. Wang, *Nature Physics* **5**, 489 (2009).
  - [3] J. M. Martinis, K. B. Cooper, R. McDermott, M. Steffen, M. Ansmann, K. D. Osborn, K. Cicak, S. Oh, D. P. Pappas, R. W. Simmonds, and C. C. Yu, *Phys. Rev. Lett.* **95**, 210503 (2005).
  - [4] G. J. Grabovskij, T. Peichl, J. Lisenfeld, G. Weiss, and A. V. Ustinov, *Science* **338**, 232 (2012), <https://www.science.org/doi/pdf/10.1126/science.1226487>.
  - [5] C. C. Yu, *Journal of Low Temperature Physics* **137**, 251 (2004).
  - [6] C. Müller, J. H. Cole, and J. Lisenfeld, *Reports on Progress in Physics* **82**, 124501 (2019).
  - [7] R. McDermott, *IEEE Transactions on Applied Superconductivity* **19**, 2 (2009).
  - [8] W. D. Oliver and P. B. Welander, *MRS Bulletin* **38**, 816 (2013).
  - [9] P. V. Klimov, J. Kelly, Z. Chen, M. Neeley, A. Megrant, B. Burkett, R. Barends, K. Arya, B. Chiaro, Y. Chen, A. Dunsworth, A. Fowler, B. Foxen, C. Gidney, M. Giustina, R. Graff, T. Huang, E. Jeffrey, E. Lucero, J. Y. Mutus, O. Naaman, C. Neill, C. Quintana, P. Roushan, D. Sank, A. Vainsencher, J. Wenner, T. C. White, S. Boixo, R. Babbush, V. N. Smelyanskiy,

- H. Neven, and J. M. Martinis, Phys. Rev. Lett. **121**, 090502 (2018).
- [10] A. Bilmes, S. Volosheniuk, J. D. Brehm, A. V. Ustinov, and J. Lisenfeld, npj Quantum Information **7**, 27 (2021).
- [11] W. A. Phillips, Reports on Progress in Physics **50**, 1657 (1987).
- [12] S. Hunklinger and A. Raychaudhuri (Elsevier, 1986) pp. 265–344.
- [13] C. C. Yu and A. J. Leggett, Comments on Condensed Matter Physics **14**, 231 (1988).
- [14] C. Enss, Physica B: Condensed Matter **316 - 317**, 12 (2002), proceedings of the 10th International Conference on Phonon Scattering in Condensed Matter.
- [15] A. L. Burin and Y. Kagan, JETP **82**, 159 (1996), [Zh. Eksp. Teor. Fiz. 109, 299-324 (1996)].
- [16] A. L. Burin, D. Natelson, D. D. Osheroff, and Y. Kagan, in *Tunneling Systems in Amorphous and Crystalline Solids* (Springer Berlin Heidelberg, 1998) pp. 223–315.
- [17] L. Faoro and L. B. Ioffe, Phys. Rev. Lett. **109**, 157005 (2012).
- [18] P. W. Anderson, B. I. Halperin, and C. M. Varma, Philosophical Magazine **25**, 1 (1972).
- [19] W. A. Phillips, Journal of Low Temperature Physics **7**, 351 (1972).
- [20] A. L. Burin, M. S. Khalil, and K. D. Osborn, Phys. Rev. Lett. **110**, 157002 (2013).
- [21] M. Von Schickfus and S. Hunklinger, Physics Letters A **64**, 144 (1977).
- [22] N. Bloembergen, E. M. Purcell, and R. V. Pound, Phys. Rev. **73**, 679 (1948).
- [23] B. Blmich, *Essential NMR for scientists and engineers* (Springer, Berlin, 2005 - 2005).
- [24] C.-C. Hung, T. Kohler, and K. D. Osborn, Phys. Rev. Appl. **21**, 044021 (2024).
- [25] P. Macha, S. H. W. van der Ploeg, G. Oelsner, E. Il'ichev, H.-G. Meyer, S. Wnsch, and M. Siegel, Applied Physics Letters **96**, 062503 (2010), [https://pubs.aip.org/aip/apl/article-pdf/doi/10.1063/1.3309754/14425740/062503\\_1\\_online.pdf](https://pubs.aip.org/aip/apl/article-pdf/doi/10.1063/1.3309754/14425740/062503_1_online.pdf).
- [26] M. S. Khalil, F. C. Wellstood, and K. D. Osborn, IEEE Transactions on Applied Superconductivity **21**, 879 (2011).
- [27] J. M. Sage, V. Bolkhovsky, W. D. Oliver, B. Turek, and P. B. Welander, Journal of Applied Physics **109**, 063915 (2011), [https://pubs.aip.org/aip/jap/article-pdf/doi/10.1063/1.3552890/15071073/063915\\_1\\_online.pdf](https://pubs.aip.org/aip/jap/article-pdf/doi/10.1063/1.3552890/15071073/063915_1_online.pdf).
- [28] N. Kirsh, E. Svetitsky, A. L. Burin, M. Schechter, and N. Katz, Phys. Rev. Materials **1**, 012601 (2017).
- [29] M. Kenyon, J. L. Cobb, A. Amar, D. Song, N. M. Zimmerman, C. J. Lobb, and F. C.

- Wellstood, *Journal of Low Temperature Physics* **123**, 103 (2001).
- [30] B. D. Laikhtman, *Phys. Rev. B* **33**, 2781 (1986).
- [31] Y. M. Galperin, V. L. Gurevich, and D. A. Parshin, *Phys. Rev. B* **37**, 10339 (1988).
- [32] A. L. Burin and A. O. Maksymov, *Phys. Rev. B* **97**, 214208 (2018).
- [33] J. Jäckle, *Zeitschrift für Physik A Hadrons and nuclei* **257**, 212 (1972).
- [34] A. L. Burin, I. Y. Polishchuk, P. Fulde, and Y. Sereda, *Phys. Rev. Lett.* **96**, 025505 (2006).
- [35] Y. M. Galperin, B. L. Altshuler, J. Bergli, and D. V. Shantsev, *Phys. Rev. Lett.* **96**, 097009 (2006).
- [36] Y. M. Galperin, V. L. Gurevich, and D. A. Parshin, *Phys. Rev. B* **37**, 10339 (1988).
- [37] H. M. Carruzzo, E. R. Grannan, and C. C. Yu, *Phys. Rev. B* **50**, 6685 (1994).
- [38] T. V. Shahbazyan, M. E. Raikh, and Z. V. Vardeny, *Phys. Rev. B* **61**, 13266 (2000).
- [39] C.-C. Hung, L. Yu, N. Foroozani, S. Fritz, D. Gerthsen, and K. D. Osborn, *Phys. Rev. Appl.* **17**, 034025 (2022).
- [40] A. Burin and Y. Kagan, *Physics Letters A* **215**, 191 (1996).
- [41] A. L. Burin, S. Matityahu, and M. Schechter, *Phys. Rev. B* **92**, 174201 (2015).
- [42] G. Baier and M. v. Schickfus, *Phys. Rev. B* **38**, 9952 (1988).
- [43] C. Enss, R. Weis, S. Ludwig, and S. Hunklinger, *Czechoslovak Journal of Physics* **46**, 3287 (1996).
- [44] Burin, A. L., Leveritt, J. M., Ruyters, G., Schtz, C., Bazrafshan, M., Fassel, P., von Schickfus, M., Fleischmann, A., and Enss, C., *EPL* **104**, 57006 (2013).
- [45] B. Sarabi, A. N. Ramanayaka, A. L. Burin, F. C. Wellstood, and K. D. Osborn, *Phys. Rev. Lett.* **116**, 167002 (2016).
- [46] J. D. Brehm, A. Bilmes, G. Weiss, A. V. Ustinov, and J. Lisenfeld, *Applied Physics Letters* **111**, 112601 (2017), [https://pubs.aip.org/aip/apl/article-pdf/doi/10.1063/1.5001920/14504064/112601\\_1\\_online.pdf](https://pubs.aip.org/aip/apl/article-pdf/doi/10.1063/1.5001920/14504064/112601_1_online.pdf).
- [47] C. C. Yu, *Phys. Rev. Lett.* **63**, 1160 (1989).
- [48] A. L. Efros and B. I. Shklovskii, *Journal of Physics C: Solid State Physics* **8**, L49 (1975).
- [49] A. L. Burin, *Journal of Low Temperature Physics* **100**, 309 (1995).
- [50] M. V. Gustafsson, A. Pourkabirian, G. Johansson, J. Clarke, and P. Delsing, *Phys. Rev. B* **88**, 245410 (2013).
- [51] S. Kafanov, H. Brenning, T. Duty, and P. Delsing, *Phys. Rev. B* **78**, 125411 (2008).

- [52] M. Hegeds, R. Banerjee, A. Hutcheson, T. Barker, S. Mahashabde, A. V. Danilov, S. E. Kubatkin, V. Antonov, and S. E. de Graaf, “In-situ scanning gate imaging of individual two-level material defects in live superconducting quantum circuits” (2024), arXiv:2408.16660 [cond-mat.mtrl-sci].
- [53] J. L. Black and B. I. Halperin, Phys. Rev. B **16**, 2879 (1977).

### Appendix A: Definition of the fluctuator induced decoherence rate

Here we derive the expression for the absorption in the presence of a single fluctuator to justify our approximation for the decoherence rate Eq. (17) made in the main text.

We reexpress the stationary version of Eq. (11) from the main text for sums and differences of the Bloch vector projections  $S_{\pm}^{\alpha} = S_g^{\alpha} \pm S_e^{\alpha}$  as

$$\begin{aligned}
0 &= -\delta S_+^y + \frac{u}{2} S_-^y - \frac{1}{T_2} S_+^x, \\
0 &= -\delta S_-^y + \frac{u}{2} S_+^y - \left(\frac{2}{\tau} + \frac{1}{T_2}\right) S_-^x, \\
0 &= \delta S_+^x - \frac{u}{2} S_-^x - \frac{1}{T_2} S_+^y + \Omega S_+^z, \\
0 &= \delta S_-^x - \frac{u}{2} S_+^x - \left(\frac{2}{\tau} + \frac{1}{T_2}\right) S_-^y + \Omega S_-^z, \\
\frac{1}{2T_1} &= \Omega S_+^y + S_+^z \frac{1}{T_1}, \\
0 &= \Omega S_-^y + \left(\frac{2}{\tau} + \frac{1}{T_1}\right) S_-^z.
\end{aligned} \tag{A1}$$

Solving the last equation for  $S_-^z$  we get rid of  $S_-^z$  in the fourth equation reducing the number of variables as

$$0 = \delta S_-^x - \frac{u}{2} S_+^x - \left(\frac{2}{\tau} + \frac{1}{T_2} + \frac{\Omega^2}{\frac{2}{\tau} + \frac{1}{T_1}}\right) S_-^y, \tag{A2}$$

Since in the regime of interest  $\tau < T_1, T_2$ , we neglect  $1/T_1$  and  $1/T_2$  compared to  $1/\tau$  and simplify Eq. (A2) as

$$0 = \delta S_-^x - \frac{u}{2} S_+^x - \frac{2}{\tau} \left(1 + \frac{\Omega^2 \tau^2}{4}\right) S_-^y. \tag{A3}$$

The second and fourth equations can be solved for  $S_-^{x,y}$  pseudospin components as

$$\begin{aligned} S_-^x &= \frac{u}{2} \frac{\delta S_+^x + \frac{2}{\tau} \left(1 + \frac{\Omega^2 \tau^2}{4}\right) S_+^y}{\delta^2 + \frac{4}{\tau^2} \left(1 + \frac{\Omega^2 \tau^2}{4}\right)}, \\ S_-^y &= \frac{u}{2} \frac{\delta S_+^y - \frac{2}{\tau} S_+^x}{\delta^2 + \frac{4}{\tau^2} \left(1 + \frac{\Omega^2 \tau^2}{4}\right)}. \end{aligned} \quad (\text{A4})$$

Substituting the solutions Eq. (A4) into first and third equation in Eq. (A3) we left with only three equations in the form

$$\begin{aligned} 0 &= -\delta S_+^y \left(1 - \frac{u^2}{4 \left(\delta^2 + \frac{4}{\tau^2} \left(1 + \frac{\Omega^2 \tau^2}{4}\right)\right)}\right) - S_+^x \left(\frac{u^2}{4 \delta^2 + \frac{4}{\tau^2} \left(1 + \frac{\Omega^2 \tau^2}{4}\right)} + \frac{1}{T_2}\right), \\ 0 &= \delta S_+^x \left(1 - \frac{u^2}{4 \left(\delta^2 + \frac{4}{\tau^2} \left(1 + \frac{\Omega^2 \tau^2}{4}\right)\right)}\right) - S_+^y \left(\frac{u^2}{4 \delta^2 + \frac{4}{\tau^2} \left(1 + \frac{\Omega^2 \tau^2}{4}\right)} + \frac{1}{T_2}\right) + \Omega S_+^z, \\ \frac{1}{2T_1} &= \Omega S_+^y + \frac{1}{T_1} S_+^z. \end{aligned} \quad (\text{A5})$$

Since, according to our assumption,  $u\tau \ll 1$  we neglect the subtracted term compared to unity in the first parenthesis in the first and second equations. We also neglect  $\Omega^2$  term in denominators as compared to the squared detuning  $\delta^2 \sim \delta_{\text{res}}^2$  since we are interested in the fluctuator induced major increase in absorption that emerges at  $\delta_{\text{res}} > \Omega$ . Then we get the absorption rate  $\Omega S_+^y$  in the form

$$\begin{aligned} \Omega S_+^y &= \frac{\Omega^2 \left(\frac{1}{T_{2\text{ff}}} + \frac{1}{T_2}\right)}{\delta^2 + \Omega^2 T_1 \left(\frac{1}{T_{2\text{ff}}} + \frac{1}{T_2}\right) + \left(\frac{1}{T_{2\text{ff}}} + \frac{1}{T_2}\right) \left(\frac{(1 + \frac{\Omega^2 \tau^2}{4})}{T_{2\text{ff}}} + \frac{1}{T_2}\right)}, \\ \frac{1}{T_{2\text{ff}}} &= \frac{u^2}{4} \frac{\frac{2}{\tau}}{\delta^2 + \frac{4}{\tau^2}}. \end{aligned} \quad (\text{A6})$$

This form is almost identical to the stationary solution of the ordinary Bloch equation with relaxation and decoherence rates  $1/T_1$  and  $1/T_{2\text{ff}} + 1/T_2$ , respectively, except for the third term in the denominator containing extra factor  $1 + \Omega^2 \tau^2$ . It turns out that this term can be neglected compared to the first term in the denominator if the contributing fluctuator relaxation time is less than the TLS relaxation time  $T_1$  (according to the definition of  $T_{2\text{ff}}$ , it always exceeds  $\tau$  under the assumption  $u \ll \delta \sim \delta_{\text{res}}$ ). This justifies Eq. (17) in the parametric domain of interest  $\tau_{\text{min}} < T_1$ , where this equation was used in the main text.

## Appendix B: Estimate of contributions of many fluctuators to decoherence rate.

Here we consider the contribution of neighboring fluctuators to a resonant TLS decoherence rate in the regime, where the characteristic TLS-fluctuator interaction  $u_T$  (see Eq. (9)) is less than the TLS detuning  $\delta$ . In Sec. IIC we estimated that contribution replacing all fluctuators with one representative fluctuator possessing the relaxation time  $\tau \approx 1/\delta$  and here we examine the relevance of this approach.

In the regime of interest the single fluctuator contributes to the decoherence rate according to Eq. (17). For many fluctuators similar consideration replaces this contribution with the algebraic sum of all fluctuator contributions that takes the form

$$r = \frac{1}{T_{2fl}} = \sum_i \frac{1}{\tau_i} \frac{u_i^2}{2 \left( \delta^2 + \frac{4}{\tau_i^2} \right)}, \quad (\text{B1})$$

where index  $i$  enumerates all neighboring fluctuators. The decoherence rate  $r$  depends on the spatial positions and tunneling amplitudes of all surrounding fluctuators. We estimate the typical value of this rate evaluating its distribution function  $P(r)$ . The Fourier transform of this distribution function reads [16, 53] ( $n$  is the spatial density of fluctuators, see Eq. (6))

$$p(x) = \langle e^{ixr} \rangle = \exp \left( -n \int_0^\infty \frac{d\tau}{\tau} \int_{-\infty}^\infty d\delta \int d\mathbf{r} \left( 1 - \exp \left[ ix \frac{\tilde{u}(\mathbf{n})^2}{2\tau r^6 \left( \delta^2 + \frac{4}{\tau^2} \right)} \right] \right) \right). \quad (\text{B2})$$

For the sake of simplicity we assume that the minimum decoherence time  $\tau_{\min}$  is very small so it is replaced with 0. This assumption is justified if the minimum relaxation rate is less than its representative value  $1/\delta$ , see Eq. (17).

The integral in Eq. (B2) can be evaluated analytically as

$$\langle e^{ixr} \rangle = e^{-\frac{1-i\cdot\text{sign}(x)}{\sqrt{2}} \sqrt{|x|R_*}}, \quad R_* = \frac{\Gamma(1/4)^4 u_T^2}{2|\delta|}. \quad (\text{B3})$$

The probability density function for different relaxation rates is determined by the inverse Fourier transform of Eq. (B3) that takes the form

$$p(r) = \frac{1}{R_*} P(r/R_*), \quad P(x) = \frac{1}{\pi} \text{Re} \int_0^\infty d\xi e^{-i\xi x - \sqrt{\xi} \frac{1-i}{\sqrt{2}}}. \quad (\text{B4})$$

Thus the typical fluctuator contribution  $R_*$  to the decoherence rate of TLS having detuning  $\delta$  is equivalent to the contribution of a representative fluctuator possessing the relaxation time  $\tau \sim 1/\delta$  and coupled to the resonant TLS with a strength  $u_T$  as it was suggested in Sec. IIC.