

Knowledge Graph-based Retrieval-Augmented Generation for Schema Matching

Chuangtao Ma, *Member, IEEE*, Sriom Chakrabarti, Arijit Khan, *Senior Member, IEEE*, Bálint Molnár

Abstract—Traditional similarity-based schema matching methods are incapable of resolving semantic ambiguities and conflicts in domain-specific complex mapping scenarios due to missing commonsense and domain-specific knowledge. The hallucination problem of large language models (LLMs) also makes it challenging for LLM-based schema matching to address the above issues. Therefore, we propose a **Knowledge Graph-based Retrieval-Augmented Generation** model for **Schema Matching**, referred to as the **KG-RAG4SM**. In particular, **KG-RAG4SM** introduces novel vector-based, graph traversal-based, and query-based graph retrievals, as well as a hybrid approach and ranking schemes that identify the most relevant subgraphs from external large knowledge graphs (KGs). We showcase that KG-based retrieval-augmented LLMs are capable of generating more accurate results for complex matching cases without any re-training. Our experimental results show that **KG-RAG4SM** outperforms the LLM-based state-of-the-art (SOTA) methods (e.g., Jellyfish-8B) by **35.89%** and **30.50%** in terms of precision and F1 score on the MIMIC dataset, respectively; **KG-RAG4SM** with GPT-4o-mini outperforms the pre-trained language model (PLM)-based SOTA methods (e.g., SMAT) by **69.20%** and **21.97%** in terms of precision and F1 score on the Synthea dataset, respectively. The results also demonstrate that our approach is more efficient in end-to-end schema matching, and scales to retrieve from large KGs. Our case studies on the dataset from the real-world schema matching scenario exhibit that the hallucination problem of LLMs for schema matching is well mitigated by our solution.

Index Terms—Schema Matching, Knowledge Graph-based Retrieval, Graph RAG, Large Language Model, Data Integration

arXiv:2501.08686v1 [cs.DB] 15 Jan 2025

1 INTRODUCTION

SCHEMA matching aims to compare and conform several schemas from various data sources [1], in which the semantic correspondences between the source schema and target schema are identified based on the mapping of schema elements. Typically, the similarity of each pair of attribute names is calculated, and the mapping results are given based on the comparison between similarity and threshold. However, the generated mappings from similarity-based schema matching is unable to represent the full semantic correspondence between the source and target schemas, because only the equivalent relationships are identified while the taxonomic relationships are ignored. Moreover, the semantic heterogeneity in various schemas brings obstacles while establishing the correspondence [2], where human interventions and domain knowledge are required to determine whether a mapping pair should be accepted or discarded. In particular, there are several large-scale databases of various management information systems (MIS), e.g., electronic health records (EHR) data, which need to be mapped into a standardized or modernized database for efficient data access and management. Due to the large number of entities and attributes organized and stored

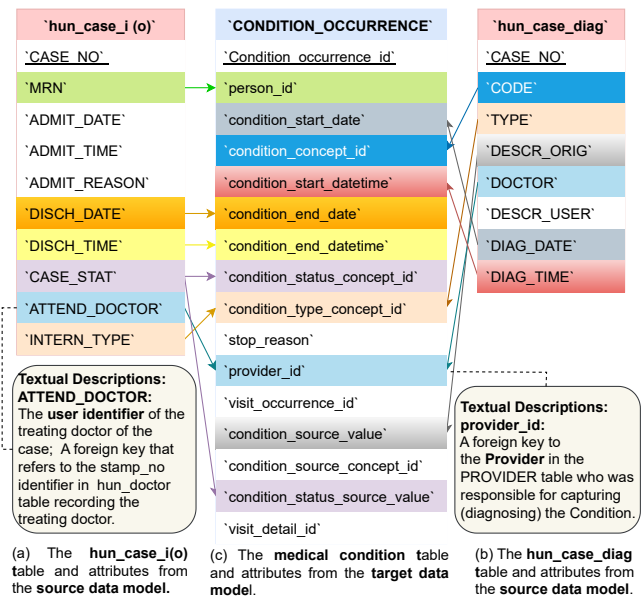


Fig. 1. Example of schema matching in the EHR data model. Table (a) and Table (b) are from the source schema, and Table (c) is from the target schema. The textual description for attributes originates from the database design documents. The solid arrows indicate the corresponding mappings that are marked with the same color.

- Chuangtao Ma is with the Department of Computer Science, Aalborg University, Aalborg, Denmark. E-mail: machuangtao@ieee.org. Some part of this work was done during his Ph.D. at Eötvös Loránd University.
- Sriom Chakrabarti is with the Department of Computer Science, Aalborg University, Aalborg, Denmark. E-mail: scha@cs.aau.dk.
- Arijit Khan is with the Department of Computer Science, Aalborg University, Aalborg, Denmark. E-mail: arijitk@cs.aau.dk.
- Bálint Molnár is with the Department of Information Systems, Faculty of Informatics, Eötvös Loránd University, Budapest, Hungary. Email: molnarba@inf.elte.hu.

among heterogeneous databases, duplicates of entities and attributes exist in various databases. Here, is an example of schema matching between the e-MedSolution data model [3] and the OMOP CDM data model [4] from the real-world scenario is given in Figure 1.

As shown in Figure 1, the ATTEND_DOCTOR from hun_case_i(o) table is a duplicate attribute with the

DOCTOR of `hun_case_diag` table in the source schema, since both of which are matched with `provider_id` from `CONDITION_OCCURRENCE` table in the target schema. Without acquiring additional common knowledge or domain expertise from the external knowledge bases, it is difficult to detect such duplicates and find these potential mappings.

To handle the above issues, past works propose to integrate the textual description of entities and attributes with the large language models (LLMs) [5], e.g., fine-tuning LLMs [6], [7], prompting LLMs [8], and augmenting LLMs [9] to generate the top- k mappings. Other works train the pre-trained language models (PLMs) by classifying the potential mappings based on the trained classifier [10], [11]. However, the SOTA LLM-based and PLM-based schema matching is still incapable of handling the conflicts and ambiguities at the semantic level (e.g., acronym, abbreviation, relatedness, etc.), for instance, identifying the matches between `ATTEND_DOCTOR` and `provider_id` in the above example, since existing methods could only incorporate the contextual information at the textual and syntactic level [12], [13].

The required semantic matching information could be available in external knowledge graphs (KGs) that store large-scale, real-world facts using graph structures in a highly-curated manner [14], where a node represents an entity, and an edge denotes a relationship between two entities. The structured semantic knowledge in a KG makes it possible to enhance the language models with knowledge inference by injecting commonsense knowledge, factual knowledge, and domain knowledge, thereby resolving complex matching cases without any re-training of LLMs. Recent works also reveal that the performance of the downstream tasks of natural language processing and understanding [15]–[17], e.g., text classification, text mining, question answering (QA), sentiment analysis, entity linking, etc., could be improved significantly by using external knowledge. In particular, the commonsense and fact-based KGs and domain-specified KGs can be introduced to augment the LLMs for better handling the above complex schema matching case. This is mainly facilitated by the commonsense and fact-based KGs, such as Wikidata [18], which contain several common knowledge for the taxonomic and hierarchical relationships, acronyms, abbreviations, relatedness, etc. Domain-specified KGs (such as SNOMED-CT [19]) also contain rich relationships between, e.g., healthcare and medical terms, concepts, and codes with synonyms, which are useful for augmenting the LLMs to handle complex schema matching cases in the healthcare databases.

For instance, consider the mapping between `ATTEND_DOCTOR` and `provider_id`. The retrieved information from a commonsense KG can augment and guide LLMs to respond with the correct answer. As demonstrated in Figure 2, the retrieved KG context can help LLMs find the potential semantic similarity between the two attributes, which will augment the capability of LLMs for schema matching task.

KGs are large-scale, for instance, Wikidata includes millions of (subject, predicate, object) triplets [18]. It is not technically feasible to augment the LLMs with these large-scale KGs directly, because the contexts of LLMs have a finite length [20]. Besides, context-poisoning issues may occur if

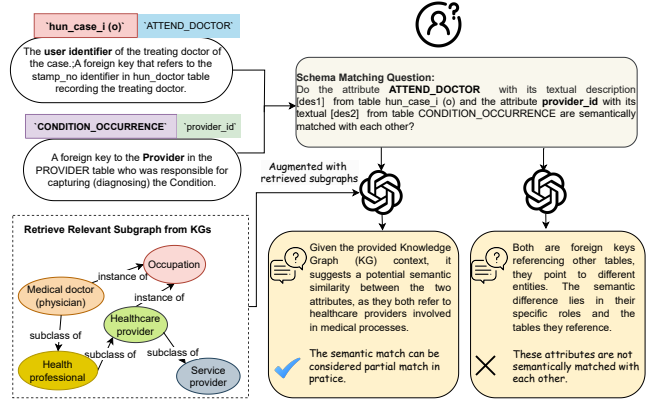


Fig. 2. The Role of KG context in augmenting LLMs for schema matching.

too much irrelevant knowledge is utilized to augment the prompt. As a result, the performance of the LLM-based schema matching will be decreased [5]. To address the above challenges, we propose **KG-RAG4SM**, a knowledge graph-based retrieval-augmented generation (graph RAG) model for schema matching and data integration. This method integrates vector-based, query-based, and traversal-based retrievals to identify the relevant subgraphs from large KGs and prunes the irrelevant knowledge by using a ranking scheme. Then, it leverages the retrieved subgraphs to augment the LLMs and prompts for generating the final results for the complex schema-matching task. **KG-RAG4SM** also excludes any re-training of LLMs.

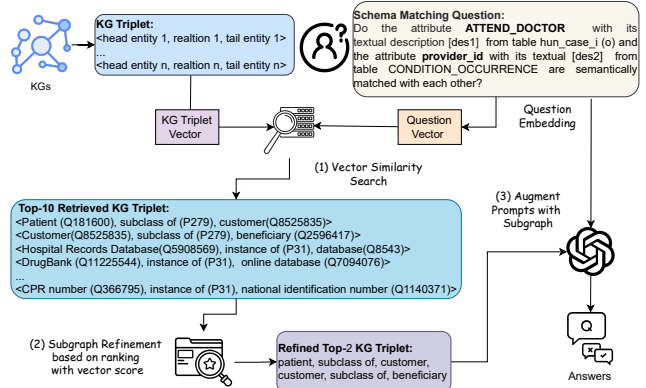


Fig. 3. Overview of our proposed **KG-RAG4SM** method. Given schema matching questions and an external knowledge graph, we (1) retrieve the relevant KG triplets based on vector similarity between questions embeddings and \mathcal{KG} triplet embeddings; (2) prune the retrieved relevant KG triplets with vector similarity-based ranking; (3) augment prompts with the retrieved and refined subgraphs from large-size \mathcal{KG} and generate the final answer for the given schema matching questions.

As shown in Figure 3, we introduce novel knowledge graph retrieval and subgraph pruning techniques to retrieve and prune the relevant subgraphs from large KGs for augmenting the prompts and LLMs, which provide the knowledge-augmented language models for schema matching and data integration. Our method compares favourably with baseline models [6], [11], [21] in handling the semantic conflicts of complex mapping cases, by retrieving the relevant subgraphs from large KGs and conciliating the external knowledge bases with LLMs for augmenting the schema matching.

To the best of our knowledge, *we are the first to augment the LLMs and prompts for schema matching tasks with the retrieved relevant subgraphs from large KGs*. Unlike the emerging Graph RAG methods [22], [23], which retrieve knowledge from local and small-size graphs built from text chunks, our method retrieves the relevant subgraph from the external and large-scale knowledge graphs in a real-world scenario. Our contributions are outlined as follows.

- We propose a knowledge graph-based retrieval-augmented generation model for schema matching, which leverages retrieved relevant subgraphs from large KGs to augment the prompts and LLMs for generating the results of schema matching.
- We introduce novel subgraph retrieval methods via vector-based, query-based, and graph traversal-based graph retrievals, as well as a hybrid approach that integrates them to identify the relevant subgraphs from large KGs that are useful for LLMs to generate matching results.
- We prune the retrieved subgraphs by removing the irrelevant entities and edges based on a ranking scheme to provide concise knowledge for augmenting the LLMs and prompts and avoid the context poisoning issue.
- We conduct a thorough experimental evaluation with three benchmark datasets to verify the effectiveness, efficiency, and scalability of our solution, compared to existing LLM and PLM-based schema matching methods.
- We introduce EMED, a new large-scale schema matching dataset from the real-world healthcare domain. This will promote future research on domain-specific schema matching and data integration.
- We showcase the performance of **KG-RAG4SM** in a real-world large-scale schema matching task from the healthcare domain by conducting a case study.

The remainder of the paper is organized as follows. The preliminaries and the problem formulation are given in §2. The details of each module in our proposed **KG-RAG4SM** method are introduced in §3. Then, experimental evaluation and the case study are conducted in §4, and the related work is summarized in §5. Finally, the conclusion and the future work are stated and discussed in §6.

2 PRELIMINARIES AND PROBLEM FORMULATION

We first discuss preliminaries and then state our problem.

2.1 Preliminaries

We start with preliminaries on LLMs and schema matching, subgraph retrieval, and knowledge graph-based retrieval-augmented generation for schema matching. Table 1 presents the frequently-used notations in this work.

2.1.1 LLMs as a Schema Matcher

Schema matching aims to reconcile the semantic ambiguity between source and target schema by establishing semantic correspondences between source and target schema. For a source database schema S_s with a set of tables T_s and a set of attributes A_s , target database schema S_t with a set of tables T_t and a set of attributes A_t , the schema matching task is mainly to find a correspondence between $(A_s, T_s) \in S_s$ and $(A_t, T_t) \in S_t$. The attribute correspondence between

TABLE 1
Frequently-Used Notations.

Notation	Description
$\mathcal{KG}, \mathcal{G}, P, P'$	The large knowledge graph and its subgraph, paths, refined and ranked paths
$\langle h, r, t \rangle$	The triple is composed of head entity h , relation r , and tail entity t .
R, E	The retrieved list of the entities and relations from large-size \mathcal{KG}
S_s, S_t	The source schema and target schema
T_s, T_t	The tables of source schema and target schema
A_s, A_t	The attributes of source schema and target schema
$C_{s,t}$	The attribute correspondence between source and target schema
θ	The schema matching task is modeled with the binary classification
q, a, \mathcal{A}	The query or question that is fed to LLMs to generate the answers a and answer set \mathcal{A}

the source schema and target schema is defined as $C_{s,t} = (c_s, c_t)$, where c_s and c_t denote the attribute in the source schema and target schema, respectively.

Therefore, the schema-matching problem could be treated as a classification problem to learn a binary classifier θ and the model can determine whether two attributes from the source and target schema can be matched or not. In the paradigm of LLMs as a schema matcher, the matching prompt and question are designed to convert the schema matching to a binary question-answering (QA) task θ :

$$\text{LLM}(\theta) = \{(c_s, c_t) | (c_s, c_t) \in C_{s,t}\} \rightarrow \{\text{Yes}, \text{No}\}$$

$(c_s, c_t) \in C_{s,t}$ is a corresponding attribute matching pair.

2.1.2 Graph RAG

Graph retrieval augmented generation (Graph RAG) [24] usually retrieves the knowledge from graphs to enhance the capability of LLMs to generate the answers for the given task. Due to the context poisoning of LLMs, the large-scale graphs are not technically suitable for augmenting LLMs directly. Subgraph retrieval or path selection [25] aims to retrieve the relevant subgraph or path from the large graph based on vector similarity and ranking.

Given a question q , a set of answers \mathcal{A} generated by LLMs, and a large-size graph G that is employed to augment the LLMs to generate the optimal answer a^* :

$$a^* = \arg \max_{a \in \mathcal{A}} p(a | q, G)$$

where $p(a|q, G)$ is modeled as the probability distribution with the subgraph retriever $p_\alpha(\mathcal{G}|q, G)$ and answer generator $p_\beta(a|q, \mathcal{G})$, α and β are learnable parameters, respectively. Subgraph retriever aims to find the top- K subgraphs $\mathcal{G} \subset G$ or paths P that are relevant and helpful for LLMs to answer the question q .

2.2 Problem Statement

We formally define the problem of knowledge graph-based retrieval-augmented generation for schema matching.

Given a large language model (LLM), an external and large-size knowledge graph \mathcal{KG} , retrieved subgraph \mathcal{G} , and

a schema matching task θ , formally, the **KG-RAG4SM** is a transformation \mathcal{F} :

$$\text{LLM}' := \mathcal{F}(\text{LLM}, \mathcal{G}) \quad \text{s.t.} \quad a_{\text{LLM}'(\theta)} > a_{\text{LLM}(\theta)}$$

where LLM' denotes the LLMs augmented with the retrieved subgraph \mathcal{G} ($\mathcal{G} \subset \mathcal{KG}$) from large-size \mathcal{KG} . The constraint $a_{\text{LLM}'(\theta)} > a_{\text{LLM}(\theta)}$ formally describes that the correctness of the generated answers for schema matching by LLMs augmented with retrieved subgraphs are better than the answers generated by LLMs without retrieved subgraph from KG for schema matching.

In our **KG-RAG4SM**, the KG-RAG is introduced to augment the generation phase of LLMs for complex tasks by integrating vector-based, graph traversal-based, and query-based retrievals to retrieve the relevant subgraphs from large KGs. Technically, KG-RAG augments the question using the top- K subgraphs from \mathcal{KG} based on vector similarity and dot-product ranking.

3 METHODOLOGY

We provide the overview and technical details of the proposed solutions. *Our key technical contributions include a thorough investigation of the novel KG-RAG paradigm for the schema matching problem by designing efficient subgraph retrieval methods via vector-based, query-based, and traversal-based graph retrievals, as well as a hybrid approach that integrates them after analyzing their trade-offs, followed by effective ranking schemes to provide precise knowledge for augmenting the LLMs.*

3.1 Leveraging LLM as a Schema Matcher

In the pipeline of leveraging LLM as a schema matcher, a binary question q for each matching pair is generated based on the source attribute name c_s , target attribute name c_t , and their textual descriptions from the source schema S_s and target schema S_t . Then, the question q is fed to the LLMs for generating the response, in which the prompts include few-shot examples with their correct answers and explanations are constructed to guide LLMs to respond with the correct answer for schema matching questions.

A prompt including few-shot examples with their correct answers and explanations is illustrated in Figure 4. In Figure 4, the placeholder {question} will be replaced with the real questions from the selected dataset. Other placeholders [d1] and [d2] are descriptions for attribute1 and attribute2, respectively. Together with Example 2, they are omitted due to brevity and page limitation.

3.2 Enhancing LLM Prompt with Knowledge Graphs

We empirically find that the attribute names and their textual descriptions alone are not sufficient in the LLM schema matching pipeline for complex matching scenarios that require semantic contextual information. To extract semantic similarity effectively and efficiently in the form of relevant subgraphs from external knowledge graphs (KGs), we develop a number of retrieval methods as described below. They generally follow three main steps: (1) retrieval of relevant entities and relations from the KG w.r.t. question; (2) then identifying relevant subgraphs induced by the relevant entities from the KG; and finally (3) pruning and ranking of the relevant subgraphs to provide more precise semantic contextual information in LLM prompts.

Prompts for LLMs as Schema Mather

You are an expert in schema matching and data integration. Your task is to analyze attribute 1 with its textual description 1 and attribute 2 with its textual description 2 from the source and target schema in the given question, and specify if attribute 1 from the source schema is semantically matched with attribute 2 from the target schema.

Here are two examples of the schema matching questions with correct answers and explanations that you need to learn before you start to analyze the potential mappings:

Example 1: Attribute 1 death-person_id and its description 1 [d1] Attribute 2 beneficiary_summary-desynpuf_id and its description 2 [d2]. *Do attribute 1 and attribute 2 are semantically matched with each other?*

Here is the **correct answer** and the explanations for above given example question: 1

Explanation: They are semantically matched with each other because both of them are unique identifiers for each person. Even if the death-person_id refers to the unique identifier of the person in death table and beneficiary_summary-desynpuf_id refers to the unique identifier of the person beneficiary from beneficiary_summary table, they are semantically matched with each other.

Example 2: ...

Remember the following tips when you are analyzing the potential mappings.

Tips: (1) Some letters are extracted from the full names and merged into an abbreviation word. (2) Schema information sometimes is also added as the prefix of abbreviation. (3) Please consider the abbreviation case.

Based on the above example and tips, please answer the following schema matching question:

Question: {question}

Please respond only with the label: 1 If attribute 1 and attribute 2 are semantically matched with each other, otherwise respond with label: 0. Do not mention that there is not enough information to decide.

Fig. 4. Prompts for LLMs as schema matcher.

3.2.1 Retrieving Relevant Entities from the KG

Before retrieving the subgraph from KG, we need to retrieve the entities from large-size KGs that are relevant to the given question of schema matching. We follow one of the two developed paradigms for this purpose.

LLM-based Entity Retrieval. Given a schema matching question, in this approach we ask an LLM (e.g., GPT-4o-mini) to retrieve a few relevant entities from the KG. Our prompts for this purpose including few-shot examples with their correct answers and explanations are illustrated in Figure 5. The placeholders {question} are replaced with the real questions from our selected dataset. Nevertheless, LLMs can hallucinate, thus it may report some entities that do not, in fact, exist in the commonsense KG, thus, we need to verify the retrieved entities by LLMs before retrieving the subgraphs among these entities. It is worth mentioning that LLM-based entity retrieval only works well for commonsense and fact-based KGs (for instance, Wikidata) rather than domain-specified KGs, since the former KGs or their open text data forms (e.g., Wikipedia) might have already been utilized to pre-train the LLMs. As a result, these KGs are well-known to LLMs, while the domain-specified KGs may not be well-known to LLMs.

Vector-similarity based Entity Retrieval. This method leverages vector similarity search to retrieve the relevant entities and relations from KG that are relevant to the schema matching questions. By representing both the questions and the knowledge graph components as dense vector embeddings, the vector search techniques are used to identify the top- K relevant entities based on efficient computation of similarity scores. This approach ensures high-quality and scalable retrieval of knowledge graph components, making

Prompts for LLMs as Entity Retriever

You are an expert in named entity recognition. Identify the list of the relevant entities (preferably some entities on attribute 1 and its description, the others on attribute 2 and its description) in wikidata that is helpful to answer the question from the following given text.
Respond with only the list of entities with its value, separated by commas.
If you don't know the answer or if you can not find any entities in wikidata, just say null. Do not make anything up.

—

For example: Attribute 1 person-person_id and its description 1 the person domain contains records that uniquely identify each patient in the source data who is time at-risk to have clinical observations recorded within the source systems; a unique identifier for each person. Attribute 2 beneficiary-summary-desynpuf_id and its description 2 beneficiary_summary pertains to a synthetic medicare beneficiary; beneficiary code. *Do attribute 1 and attribute 2 are semantically matched with each other?*
The relevant entities in wikidata are: **patient, unique identifier, beneficiary.**

The response should be a list of entities in the given text, separated by commas, like this: patient, unique identifier, beneficiary.

—

Question: {question}

Fig. 5. Prompts for LLMs as entity retriever.

it well-suited for applications in schema matching and semantic search.

Offline KG embedding and vector storage. The embeddings for KG entities and relations are generated in an offline manner using pre-trained transformer-based language models such as RoBERTa [26]. These embeddings, along with associated metadata (e.g., entity or relation identifiers) are stored in a vector database such as ChromaDB. The storage process includes indexing within the vector database to facilitate efficient retrieval of relevant embeddings during online querying.

Online question embedding. The online component starts by generating embeddings for each question. In particular, question embeddings are generated using the same pre-trained model, RoBERTa, which is specifically designed for sentence embeddings, [27] because it is good at capturing the semantic meaning of sentences. This approach works for all KGs including domain-specific ones, because sentence transformers, such as RoBERTa, are pre-trained on diverse datasets, enabling them to capture general semantic patterns and relationships. By embedding entities and relationships into a universal vector space, they ensure that semantic similarity is preserved across domains.

Online vector search. To retrieve the top- K most similar entities and relationships, we employ cosine similarity as the distance metric. Cosine similarity measures the cosine of the angle between two vectors, and it is defined as:

$$\text{Cosine Similarity}(A, B) = \frac{A \cdot B}{\|A\| \|B\|}$$

Here, A and B represent the embeddings of the question and a KG entity or relationship, respectively, \cdot denotes the dot product, and $\| \cdot \|$ represents the magnitude of a vector.

Cosine similarity is chosen after extensive experimentation against alternative measures such as Euclidean and Manhattan distances. Even if Euclidean and Manhattan distances are effective for capturing absolute differences in vector space, cosine similarity is superior in our context as it measures the angular alignment between vectors, disregarding their magnitude. We experimentally observe that cosine

similarity consistently outperforms other techniques, yielding the highest similarity scores and minimum distances for the relevant retrieved matches.

Additionally, we use the HNSW (Hierarchical Navigable Small World) indexes implemented in the vector databases for efficient vector retrieval [28]. The HNSW index constructs a graph-based structure where nodes represent data points, and edges connect neighboring points based on similarity, from which the search starts a high-level entry point and navigates through progressively denser graph layers, effectively narrowing down to the most similar neighbors. These optimizations ensure fast and scalable ANN searches, even for large datasets, which are necessary for scaling the system over large knowledge graphs such as Wikidata, where there are millions of entities and triples.

3.2.2 Retrieving Relevant Subgraphs from the KG

This module aims to retrieve relevant subgraphs, paths, or triples from large KGs that contain concise knowledge to augment the generation capability of LLMs for knowledge-intensive tasks. To fully leverage the rich semantic knowledge of KGs for augmenting the generation of LLMs, we retrieve relevant subgraphs from large-size KGs by using one of the following techniques. Among them, LLM-based subgraph retrieval, vector-based KG triple retrieval, and query-based subgraph retrieval aim to directly identify the relevant subgraphs from the KG. Only one approach, namely BFS-based subgraph retrieval requires relevant entities retrieved from the previous phase (§3.2.1).

LLM-based Subgraph Retrieval. In this method, we call the LLMs to directly retrieve the relevant subgraphs or paths that are relevant and helpful to answer the given question, without the previous step of identifying relevant entities at first. The prompts including few-shot examples with expected responses are demonstrated in Figure 6, which aims to guide LLMs towards directly retrieving the relevant subgraphs from large-scale KGs. Similar to previous cases, there is a placeholder {question} that will be replaced with the real questions from our selected dataset in Figure 6.

Due to the fact that LLMs hallucinate and LLMs also may not know the KGs well – especially domain-specific KGs, the quality of the subgraphs retrieved by LLMs can often be poor. Similar to the LLM-based entity retrieval, the quality of the subgraphs retrieved by LLMs largely depended on how much extent LLMs know the KGs. Since the commonsense and fact-based KGs or their open textual data forms might have already been utilized to pre-train LLMs, LLM-based subgraph retrieval works well for commonsense and fact-based KGs, while it might not work for domain-specified KGs.

Vector-based KG Triple Retrieval. In this method, we focus on generating, storing, and retrieving embeddings for triples in large-scale knowledge graphs to facilitate vector similarity-based KG triples retrieval. First, the embeddings for KG entities and relationships are created by processing their labels and descriptions, fetched through the Wikidata API. These embeddings are generated using a pre-trained language model, e.g., RoBERTa. The embeddings are then normalized to unit vectors to enhance the efficiency of cosine similarity computations. The embeddings, along with

Prompts for LLMs as Subgraph Retriever

You are an expert in relevant subgraph extraction from large wikidata knowledge graphs. Identify the list of the relevant subgraph or path in wikidata that is helpful to answer the question from the following given text. Respond with only the list of entities with its values, separated by commas. If you don't know the answer or if you can not find any relevant subgraph or path in wikidata, just say null. Do not make anything up.

—

For example:
Question: Attribute 1 person-person_id and its description 1 the person domain contains records that uniquely identify each patient in the source data who is time at-risk to have clinical observations recorded within the source systems; a unique identifier for each person. Attribute 2 beneficiary_summary-desynpuf_id and its description 2 pertains to a synthetic medicare beneficiary; beneficiary code. *Do attribute 1 and attribute 2 are semantically matched with each other?*

Expected Response: The relevant entities that are relevant to the above questions in wikidata are: patient(Q181600), unique identifier (Q6545185), beneficiary (Q2596417). The response should be a list of paths or subgraphs between these entities in wikidata, separated by "|", like this: patient (Q181600), subclass of (P279), customer (Q852835) → customer (Q852835), subclass of (P279), beneficiary (Q2596417). Remember the following tips when you are analyzing extracting subgraphs or paths from wikidata knowledge graph.

Tips: (1) Identify the relevant wikidata entities that are relevant and helpful to answer the above questions, preferably some entities from attribute 1 and its description, the others from attribute 2 and its description. (2) Create the entity pair based on identified entities from wikidata knowledge graph. (3) Search and find the 2-hops paths or subgraph between these entity pairs from wikidata knowledge graph. (4) Please return the path in the format of "entity1_value(entity1_id), relation1_value(relation1-property), entity2_value(entity2_id) → entity2_value(entity2_id), relation2_value(relation2-property), entity3_value(entity3_id)" if the path is founded. (5) Please use the separator "|" to separate the path if multiple paths are found, like this: paths1 | paths2 | paths3.

—

Question: {question}

Fig. 6. Prompts for LLMs as subgraph retriever.

Prompts for LLMs to Cypher Query for Subgraph Retrieval

You are a neo4j graph database expert, I will give the following file (relationship type, node label, property key) including the schema information of the wikidata neo4j graph database.

—

Your task is to learn the schema information of the given database and then write the Cypher query for the next task.

Please identify the key entities from the following question and find the relevant entity from wikidata graph database, then generate Cypher query to query the relevant subgraph or path from wikidata that can help answer the following question:

Question: Attribute 1 person-person_id and its description 1 the person domain contains records that uniquely identify each patient in the source data who is time at-risk to have clinical observations recorded within the source systems; a unique identifier for each person. Attribute 2 beneficiary_summary-desynpuf_id and its description 2 pertain to a synthetic medicare beneficiary; beneficiary code. *Do attribute 1 and attribute 2 are semantically matched with each other?*

Fig. 7. Prompts for LLMs to generate Cypher query for retrieval.

metadata such as entity and relationship identifiers, are stored in a vector database. KG triples retrieval is performed by computing cosine similarity between the question embedding and the KG triple embeddings, identifying the top- K most relevant triples.

Query-based Subgraph Retrieval. In this method, we call LLMs to generate the structured query language to query the paths or subgraphs from the large-size graph database, as shown in Figure 7, which is relevant and helpful to answer the given questions. For instance, we retrieve subgraphs from the Wikidata knowledge graph. Initially, we organize the full-size Wikidata into the Neo4j graph database

engine by loading the existing structured Wikidata dump¹. Then we attempt to query the relevant subgraph from Neo4j by using the LLM-generated Cypher query, as shown below.

```
MATCH p=(start:Entity{id:'Q39631'})-
[*1..2]-(end:Entity{id:'Q23905463'})
RETURN p
MATCH p=shortestPath((physician:Entity
{id:'Q39631'})-[*1..5]-(sp:Entity{id:
'Q23905463'})) RETURN p
```

The first Cypher query is created to query the paths starting with entity Q39631 and ending with entity Q23905463, while the second query finds the shortest path between entity Q39631 and entity Q23905463. However, query-based subgraph retrieval does not work well in practice because these Cypher queries on large knowledge graphs are computationally expensive and hence time-consuming.

Alternatively, the official graph query service is available for some KGs, by which the subgraphs can be retrieved by using the graph-structured query language. For instance, we leverage the official Wikidata query service² to retrieve the subgraph from Wikidata. In this case, we call LLMs to generate the SPARQL query for a given question, and then retrieve the subgraphs or paths.

Ideally, the query-based subgraph retrieval method can search the subgraphs or paths between entity pairs using a graph-structured query language. However, this method may suffer from poor quality and efficiency, which makes it infeasible in practice. The reasons are twofold: (1) It is a common phenomenon that we cannot retrieve all necessary subgraphs by using LLM-generated structured queries, such as Cypher, SPARQL, etc., because the quality of LLM-generated structured queries is poor; (2) frequent querying of large-size graph databases is a complex and time-consuming task, especially for querying subgraphs or paths over the KG including millions of entities and relations.

BFS-based Subgraph Retrieval. After retrieving the relevant entities from large-scale KGs by leveraging either LLM-based entity retrieval or vector similarity-based entity retrieval, we explore the relevant subgraphs induced by these entities with the Breadth-First-Search (BFS) algorithm. For a given set of retrieved entities from \mathcal{KG} : $E = \{e_1, e_2, \dots, e_n\}$, we first check the number of the retrieved entities n . We retrieve the 3-hop neighbors subgraph from knowledge graphs if there is only one retrieved entity ($n = 1$). Otherwise, we create the entity pairs $\mathcal{EP} = \{es, ed\}$ by combining each entity from the entity list E , in which es is the start entity and ed is the end entity. Then for each entity pair \mathcal{EP} , we retrieve the 3-hop subgraphs between es and ed (if any) by using BFS graph traversal. Based on our empirical results, the 3-hop search is a trade-off solution between the number of retrieved subgraphs for subgraph refinement vs. the time complexity and the quality of the retrieved subgraphs.

3.2.3 Ranking-based Retrieval Refinement

Our methodology incorporates several ranking schemes to prioritize and rank the already retrieved paths from a

1. <https://thm-graphs.github.io/static-wikidata-dump/>
 2. <https://query.wikidata.org/>

knowledge graph. These schemes are designed to select the most relevant paths, ensuring that only the best candidates are integrated. This facilitates effective integration with LLMs by evaluating the retrieved paths based on the ranking of the relevance and structural significance.

One ranking scheme is frequency-based ranking, which prioritizes those paths also containing several of the top- K retrieved relations (§3.2.1: Vector-similarity based Entity Retrieval). Recall that the top- K retrieved relations are identified based on the similarity scores calculated between the question embedding and the relation embedding. To further enhance the relevance of retrieved paths, we employ a second ranking strategy that normalizes frequency-based scoring with respect to path length. This normalization ensures that longer paths, which inherently consist of more relations, do not disproportionately dominate the rankings. This strategy ensures that paths are ranked based on both the presence of relevant relations and structural conciseness. Additionally, for §3.2.2: Vector-based KG Triple Retrieval, we directly use the cosine similarity between the question embedding and the triple embeddings, and rank the retrieved triples based on vector similarity.

Based on our ranking scheme, we select the top-1, top-2, or all retrieved paths/ triples to augment the large language model. Our experimental results show that using the top-2 or top-1 retrieved paths/ triples is generally more effective and efficient in terms of LLMs’ retrieval-augmented generation, compared to using all retrieved paths/ triples.

3.2.4 Enhancing Prompts with Retrieved Subgraphs

After retrieving the relevant subgraphs from external KGs, we leverage them as the semantic knowledge context to enhance the prompts of LLMs for augmenting the generation of the final responses for schema matching tasks. To make LLMs fully understand the retrieved subgraph, there is an option to convert the retrieved subgraph to the full text by introducing the verbalizer [29]. Namely, the LLMs can be the verbalizer, in which case the retrieved subgraphs will be converted to text by calling LLMs again. However, this option is not necessary and not the optimal solution either, since the precondition of calling LLMs to convert the subgraphs to text is that the LLMs can fully understand it. Besides, some structured knowledge of the retrieved subgraphs will be lost during the conversion from triples to text.

In our case, each retrieved subgraph is a semi-structured text with some special characters, such as the arrows and operators, to represent multi-hop relations and separate multiple paths, which still can be understood and fully leveraged by LLMs. We feed the retrieved subgraphs within the prompts to LLMs directly and highlight the roles of the provided KG context with few-shot examples. The prompts including the few-shot examples and the retrieved subgraphs from KGs as the context to guide and augment LLMs in making the correct decisions are demonstrated in Figure 8.

As shown in Figure 8, we provide the examples with the explanations to guide LLMs to fully leverage the provided KG context when making decisions and generating final answers for schema matching questions in our given examples. There are two placeholders {question} and {paths}

Prompts for Augmenting Generation with the Retrieved Subgraph

You are an expert in schema matching and data integration. Your task is to analyze the attribute 1 with its textual description 1 and attribute 2 with its textual description 2 from source and target schema in the given question, and specify if the attribute 1 from source schema is semantically matched with attribute 2 from the target schema. **In some question, there is the knowledge graph context that might be helpful for you to answer. In this case, you will need to consider the provided context to make the correct decision.**

Here are two examples of the question:

Example 1: Attribute 1 death-person.id and its description 1 [d1] Attribute 2 beneficiarysummary-desynpuf.id and its description 2 [d2] *Do attribute 1 and attribute 2 are semantically matched with each other?*

Here is the **knowledge graph context** that might be helpful for you to answer the above schema matching question: death (Q4), has part(s) of the class (P2670), date of death (Q18748141) → date of death (Q18748141), opposite of (P461), date of birth (Q2389905) | human (Q5), has characteristic (P1552), age of a person (Q185836) → age of a person (Q185836), uses (P2283), date of birth (Q2389905)

Here is the **correct answer** and the explanations for the above given example question: 0

Explanation: they are not semantically matched with each other, because death-person.id is a unique identifier for each person in death table and bene.birth.dt is the date of birth of person in beneficiarysummary table.

From the above KG context, we can find that the date of death is the opposite of the date of birth, they are not semantically matched with each other.

Example 2:...

Remember the following tips when you are analyzing the potential mappings.

Tips:(1) Some letters are extracted from the full names and merged into an abbreviation word.(2) Schema information sometimes is also added as the prefix of abbreviation. (3) Please consider the abbreviation case. (4) **Please consider the knowledge graph context to make the correct decision when it is provided.**

Based on the provided example and the following knowledge graph context, please answer the following schema matching question:

{question}

KGs Context: {paths} if paths and paths != [null] else "No available knowledge graph context, please make the decision yourself."

Please respond only with the label: 1 If attribute 1 and attribute 2 are semantically matched with each other, otherwise respond label: 0. Do not mention that there is not enough information to decide.

Fig. 8. Prompts for augmenting generation of LLMs with the retrieved subgraph.

that will be replaced with the real questions and the retrieved subgraphs from the selected dataset. Other placeholders [d1] and [d2] are descriptions for attribute1 and attribute2, respectively. It is worth mentioning that the KG context given in example 1 within the prompts provides extra knowledge between the attributes. Namely, the date of death is the opposite of the date of birth, which indicates that date of death and date of birth are not semantically equivalent even if it is syntactically similar. This precise knowledge provides the exact relationships between two matching attribute pairs, which is helpful for LLMs to generate the correct answers for the given schema matching questions and mitigates hallucination.

3.3 KG-RAG4SM

As introduced in §3.2, we have designed multiple knowledge retrieval methods to retrieve the relevant subgraphs from a large-size KG to augment LLMs for schema matching. There are mainly four pipelines for our **KG-RAG4SM** with different choices of knowledge retrieval methods: (1) Vector-based KG triples retrieval; (2) Vector-based Entity

Retrieval + BFS; (3) LLM-based Entity Retrieval + BFS; (4) LLM-based subgraph retrieval.

We empirically select and provide details of the two best pipelines for our **KG-RAG4SM**: (1) Vector-based KG triples retrieval; (2) Vector-based Entity Retrieval + BFS.

Vector-based KG Triples Retrieval. In this pipeline shown earlier in Figure 3, the KG triples embeddings and the question embeddings are created by using the pre-trained language model. Then, the top- K relevant KG triples are retrieved and refined by ranking based on vector similarity.

Vector-based Entity Retrieval + BFS. In this pipeline, vector-based entity and relations retrieval and BFS graph traversal are leveraged to retrieve the relevant knowledge from the large-size knowledge graph \mathcal{KG} . Then these retrieved and refined knowledge are employed to augment the LLMs for answering the questions q of the schema matching θ , the algorithm of this pipeline for our **KG-RAG4SM** is demonstrated below.

Algorithm 1 KG-RAG4SM: Vector-based Entity Retrieval +BFS

```

1: Input: Question  $q$  of schema matching  $\theta, \mathcal{KG}, \text{LLMs}$ 
2: Output: Answer  $a$  for the given questions  $q$ 
3: Initialize  $a \leftarrow \emptyset, E \leftarrow \emptyset, P, P' \leftarrow \emptyset, D_{max} \leftarrow 3, \mathbf{q}, \mathbf{KG}$ 
4:  $E \leftarrow$  vector_similarity_based_entity_retrieval( $\mathbf{q}, \mathbf{KG}$ )
5: for  $e_i \in E$  do
6:   if  $|E| = 0$  then
7:     continue
8:   else if  $|E| = 1$  then
9:      $es \leftarrow e_i, ed \leftarrow \text{NULL}$ 
10:     $\mathcal{EP} \leftarrow \{es, ed\}$ 
11:     $P \leftarrow \text{BFS}(\mathcal{EP}, \mathcal{KG}, D_{max})$ 
12:   else if  $|E| > 1$  then
13:      $\mathcal{EP} \leftarrow \text{combinations}(E, 2)$ 
14:     for  $ep_i \in \mathcal{EP}$  do
15:        $ep_i \leftarrow \{es_i, ee_i\}$ 
16:        $P \leftarrow \text{BFS}(ep_i, \mathcal{KG}, D_{max})$ 
17:     end for
18:   end if
19: end for
20: if  $|P| > 1$  then
21:    $R \leftarrow$  vector_similarity_based_relation_retrieval( $\mathbf{q}, \mathbf{KG}$ )
22:    $P' \leftarrow$  path_refined_with_ranking( $P, R$ )
23: else
24:    $P' \leftarrow P$ 
25: end if
26:  $a \leftarrow$  kg-rag4sm(LLMs,  $q, P'$ )
27: return  $a$ 

```

As shown in Algorithm 1, the vector-similarity based entity and relation retrieval is employed to initially retrieve the relevant entities and relations relevant to the given questions from large-size KGs (Line 4 and Line 21). Then the entity pair is created based on the combinations of entities from the retrieved entity list and retrieves the relevant subgraphs or paths from large-size KG by leveraging 3-hops BFS (Lines 5-19). To further extract the most relevant subgraphs from the retrieved ones, the ranking-based subgraphs refinement is adopted (Lines 20-25). Eventually, the prompts enhanced with the refined and retrieved subgraphs are fed into LLMs to generate the final answer for the given schema matching questions (Lines 26-27).

4 EXPERIMENTAL RESULTS

We empirically evaluate the performance of the proposed **KG-RAG4SM** method by comparing against the state-of-the-art schema matching approaches from two domains: pre-trained language models (PLMs) and large language models (LLMs). We conduct experiments using three widely-used schema matching benchmark datasets and a self-created dataset from the real-world health informatics domain. **Our code and datasets are available at Github³.**

We aim to investigate the following research questions.

- **Exp-1: Effectiveness.** How does our method compare with the state-of-the-art (SOTA) models for schema matching in terms of effectiveness?
- **Exp-2: Efficiency.** How does our method compare with the SOTA models for schema matching in terms of efficiency?
- **Abl-1: Subgraph Retrieval.** Which subgraph retrieval techniques work well for **KG-RAG4SM** – in terms of both effectiveness and efficiency – to generate high-quality results for schema matching?
- **Abl-2: Backbone LLMs.** Which LLMs perform better in **KG-RAG4SM**, e.g., do fewer-parameter LLMs work well than large-size LLMs for **KG-RAG4SM**?
- **Case: Hallucinations.** How does the **KG-RAG4SM** mitigate the hallucinations of LLMs for complex schema matching in a real-world scenario?

4.1 Experimental Setup

4.1.1 Datasets

Table 2 presents the statistics of the datasets used in our experiments. MIMIC⁴, Synthea⁵, and CMS⁶ are extracted from the challenging OMAP schema-level matching benchmark [21]. OMAP maps three different healthcare databases (MIMIC [30], Synthea [31], and CMS [32]) with the OMOP CDM (Observational Medical Outcomes Partnership Common Data Model) standard [33]. EMED is our newly created schema matching benchmark by mapping a dataset from the e-MedSolution domain to the OMOP CDM model. A brief introduction of the data models from the source and target schema is given below.

- MIMIC is a publicly available ICU relational database from the Beth Israel Deaconess Medical Center.
- Synthea is an open-source dataset that captures the medical history of ≈ 1 million Massachusetts synthetic patients.
- CMS is a set of realistic medicare claims data generated from medicare claims synthetic public use files (SynPUFs).
- EMED is a dataset constructed by us based on the e-MedSolution, which is a healthcare information system (HIS) that has been applied in various healthcare institutions and medical universities in Hungary.
- OMOP CDM is a standardized and common healthcare data model for analysis of disparate observational databases that provides a comprehensive view of clinical and healthcare data for patients and medical staff.

The number of tables and attributes from the source data models differs from those in the target data model due to

3. <https://github.com/machuangtao/KG-RAG4SM>

4. <https://mimic.mit.edu>

5. <https://synthea.mit.edu>

6. <https://github.com/OHDSI/ETL-CMS>

TABLE 2
Statistics of Dataset for Schema Matching.

	Data Model	#Tables	#Attributes
Source	MIMIC	25	240
	Synthea	12	111
	CMS	5	96
	EMED	54	805
Target	OMOP	37	394
Dataset	Matching	#Matching Pairs	#Matched Pairs
MIMIC	MIMIC-OMOP	64,080	129
Synthea	Synthea-OMOP	29,637	105
CMS	CMS-OMOP	25,632	196
EMED	EMED-OMAP	81,204	239

structural heterogeneity. The number of matching pairs of each dataset is the combination of the attributes in each source data model and the attributes in the target OMOP CDM data model. The #matched pairs count the number of positive matchings between the source data model and the target data model.

It is worth mentioning that there is no splitting of training, validation, and test datasets for our **KG-RAG4SM** technique since it performs schema matching based on the provided examples and prompts via few-shot learning, and without any re-training of the backbone LLMs. For the other SOTA models, such as **Unicorn** [11] and **SMAT** [21], which learn schema matching following a supervised learning paradigm, each dataset is split into training, validation, and testing sets based on the split ratio of 0.70, 0.15, and 0.15.

4.1.2 Knowledge Graph

The Wikidata⁷ knowledge graph is selected as the external knowledge graph to enhance schema matching, since Wikidata contains general and common knowledge in the form of structured data to support Wikipedia. Table 3 provides the statistics of the Wikidata and Wikidata5M [34].

- Wikidata dumps⁸ is a full-size Wikidata containing all Wikidata entities in a single JSON or RDF dump. The Wikidata dumps can be accessed using Wikidata API⁹, which allows access to the specific data from the Wikidata dump by making HTTP requests.
- Wikidata5M¹⁰ is the core subgraph of Wikidata, containing high-frequency entities from Wikidata with their corresponding relations and triplets.

We leverage Wikidata dumps with its API to search for the correct label and value of Wikidata entity and relations in case of the missed label returned by LLM-based entity retrieval. We use KG triplets of Wikidata5M to train the embeddings for the vector-based KG triple retrieval.

4.1.3 SOTA Models

We compare the performance of **KG-RAG4SM** against two categories of SOTA schema matching models: (1) **PLMs**, such as, **SMAT** [21] and **Unicorn** [11]; (2) **LLMs**, for example, **Jellyfish** [6]; more details are given below.

7. <https://www.wikidata.org>

8. <https://dumps.wikimedia.org/>

9. <https://www.wikidata.org/w/api.php>

10. <https://deepgraphlearning.github.io/project/wikidata5m>

TABLE 3
Statistics of Wikidat-based KG triple a Knowledge Graphs.

KGs	#Entity	#Relation	#Triplet
Wikidata	4,232,253,847	38,867	1,693,668,039
Wikidata5M	4,594,485	822	20,624,575

- **SMAT** employs attention over attention (AOA) [35] mechanism and BiLSTM networks to model the correlation between the attribute name and its description to obtain a better sentence representation and subsequently improved schema matching.
- **Unicorn** is a unified multi-tasking model for supporting several matching tasks in data integration, in which the pre-trained language models and the Mixture-of-Experts (MoE) modules are introduced to encode and map various matching tasks for knowledge sharing.
- **Jellyfish** adopts an instruction-tuning LLM for data pre-processing that enables the optional knowledge injection during inference by instruction tuning with reasoning based on the domain knowledge.

Although there are some other recent methods¹¹, such as **ReMatch** [9], and **Matchmark** [36], they leverage traditional RAG over LLMs to address schema matching – they only augment LLMs by retrieving the relevant knowledge from the unstructured textual documents that reside within the schema. **KcMF** [37] retrieves the knowledge from the self-built knowledge set, while our method retrieves the knowledge from large-size commonsense KG. These methods are not selected for comparison due to inaccessible source code and the difference in retrieval augmentation. Our methods differ from the above methods, we retrieve the relevant subgraphs from the large-size commonsense and fact-based KG in the real-world scenario that is external knowledge compared to the textual documents constructed based on the descriptions of the database table and attribute.

4.1.4 Evaluation Metrics

Considering that the schema matching is treated as a classification task in our case, **Precision (P)**, **Recall (R)**, and **F1-Score** are selected to evaluate the performance of the proposed and competing methods. The precision measures the proportion of true positive (TP) matches over all returned matches (i.e, True Positive (TP) + False Positive (FP)), while the recall (R) measures the proportion of true positive matches over all positive matches (i.e, True Positive (TP) + False Negative (FN)). **F1-Score** is a balance between precision and recall.

$$P = \frac{TP}{TP + FP} \quad R = \frac{TP}{TP + FN} \quad F1 = 2 \cdot \frac{P \cdot R}{P + R}$$

We also evaluate the efficiency of the subgraph retrieval and answer generation. The retrieval time measures the time of various subgraph retrieval methods, for instance, vector-based entity retrieval, BFS, subgraph ranking and refinement, while the generation time measures the generation

11. **ReMatch** [9], **Matchmark** [36], and **KcMF** [37] are not published at peer-reviewed venues at the time of this submission.

times of LLMs to making their decisions and generating the final answer for the given schema matching questions.

4.1.5 Implementation

The details of the **KG-RAG4SM** implementations and the hyperparameters are given as follows.

System. We run the models on the remote server having Ubuntu 22.04, 60× Intel(R) Xeon (Icelake) CPUs @2.8GHz, 2× NVIDIA A10 GPUs with Cuda, 100GB RAM, and 1024GB HDD. We install and manage the PyTorch and its dependency packages by using Anaconda¹².

Backbone LLMs. The GPT-4o-mini from OpenAI is mainly selected as the backbone LLM in our effectiveness and efficiency experiments. We utilize the GPT model using the official API¹³ from OpenAI and load the Mistral¹⁴ and Jellyfish¹⁵ model from huggingface.

Vector Representations. The sentence transformers framework¹⁶ is leveraged to derive the vector representations of the given schema matching questions. Similarly, entities, relations, and triples from the selected knowledge graphs are used to obtain their vector representations with the same embedding model and vector dimensions and then organized with the chromaDB embedding database¹⁷.

Vector-similarity based Retrieval. The cosine distance between each question vector and entity, relation, and triple vector from the KG is calculated and ranked with respect to the given schema-matching question to retrieve the relevant entities, relations, and triples from the KG. ChromaDB is employed to implement efficient vector search since it leverages optimized vector indexing techniques to speed up similarity searches significantly.

Ranking-based Subgraph Refinement. The top-1 and top-2 most relevant subgraphs are refined by our ranking scheme (§3.2.3).

Hyperparameters. To make a fair evaluation, the common hyperparameters across different models are set to the same values as shown in Table 4.

TABLE 4
The Value of the Common Hyperparameters.

Parameter Name	Description	Value
max_new_tokens	The max size of the input tokens.	4096
temperature	The entropy size of LLMs to control the tradeoff between predictability and creativity of the generation and response.	0.6
top-k	It is a parameter that limits the number of tokens returned by LLMs.	1
top-p	It is a parameter that selects the smallest set of tokens whose cumulative probability meets or exceeds the probability p .	0.9
embed_dim	The dimension of the text vector space.	300
batch_size	The size of the batch data for each iteration.	32

Notice that both the dimension of the text vector space and the dimension of the hidden layers are 300, which should be consistent with each other.

12. <https://anaconda.org/anaconda>

13. <https://platform.openai.com/>

14. <https://huggingface.co/mistralai>

15. <https://huggingface.co/NECOUDBFM>

16. <https://huggingface.co/sentence-transformers>

17. <https://github.com/chroma-core/chroma>

4.2 Effectiveness and Efficiency Results

This section reports the experimental evaluation results based on selected datasets and competing models and investigates the aforementioned research questions.

4.2.1 Exp-1: Effectiveness

Research Question: How does our method compare with the state-of-the-art (SOTA) models for schema matching in terms of effectiveness?

Evaluating KG-RAG4SM. We implement the **KG-RAG4SM** with the following setting: (1) **Backbone LLM:** GPT-4o-mini and Jellyfish-8B are selected as the backbone LLM. (2) **Subgraph Retrieval:** Subgraphs retrieved by vector-based KG triples retrieval with the refined **top-2** paths. We keep the same hyperparameters (Table 4) and prompts in **KG-RAG4SM, Jellyfish,** and **GPT-4o-mini.**

Evaluating other Models. We have reproduced the results of SOTA models based on their implementation with the same common hyperparameters. We report our reproduced results of **SMAT** and **Unicorn**, in which the Glove and DeBERTa [38] are selected as the encoder for **SMAT** and **Unicorn** respectively. We train the **SMAT** and **Unicorn** on our selected datasets keeping the same max. input text length and max. number of epochs with their original hyperparameters, respectively. Namely, the max. input text length and max. number of epochs for **Unicorn** are 128 and 10, while they are 240 and 10 for **SMAT**, respectively. For **Unicorn**, we also fine-tune the pre-trained UnicornPlus¹⁸ model on our selected datasets. For **Jellyfish**, we load their fine-tuned LLMs from huggingface¹⁹ to generate the results of schema matching on our datasets.

Results Analysis. We first evaluate and report the effectiveness of our **KG-RAG4SM** model compared to the selected LLMs, i.e., **GPT-4o-mini, Jellyfish-8B**, across datasets. The overall comparison results are reported in Table 5, where the best ones are highlighted with bold values.

TABLE 5
Effectiveness of **KG-RAG4SM** with top-2 ranked subgraphs by using vector-based KG triples retrieval, comparison to LLM models.

Dataset	Metric (%)	KG-RAG4SM		LLM	
		GPT-4o-mini	Jellyfish-8B	GPT-4o-mini	Jellyfish-8B
MIMIC	P	6.25	9.52	6.25	6.81
	R	33.33	66.66	33.33	100
	F1	10.52	16.66	10.52	12.76
Synthea	P	20.00	26.31	15.00	10.52
	R	36.36	45.45	27.27	36.36
	F1	25.80	33.33	19.35	16.32
CMS	P	52.38	23.33	44.44	30.00
	R	44.00	28.00	48.00	36.00
	F1	47.82	25.45	46.15	32.72
EMED	P	3.03	0	2.98	0
	R	50.00	0	50.00	0
	F1	5.71	0	5.63	0

Our **KG-RAG4SM** method overall outperforms the selected LLM competing models in terms of both P and

18. <https://huggingface.co/RUC-DataLab/unicorn-plus-v1>

19. <https://huggingface.co/NECOUDBFM/Jellyfish-8B>

F1-Score across the datasets. Notably, **KG-RAG4SM** contributes **35.89%** and **30.5%** improvement in P and F1-Score on MIMC, **150%** and **25%** improvement on Synthea with Jellyfish-8B as the backbone LLM. Our **KG-RAG4SM** also achieves **17.86%** and **3.61%** improvement of P and F1-Score on CMS, **1.67%** and **1.42%** improvement on EMED with GPT-4o-mini as the backbone LLM.

Even if the **KG-RAG4SM** does not yield improvement in R on MIMIC and CMS dataset, we notice that 66.66% R could be better than 100% R in practice, since 100% R seems overfitting with no false negative and relatively higher false positive, indicating that the baseline **Jellyfish** LLM is more prone to say ‘YES’ than ‘NO’ irrespective of specific schema matching questions. We observe that our F1-Score is always higher.

It is worth mentioning that **Jellyfish** reports 0 across the metrics on EMED, the reasons are twofold: (1) The **Jellyfish** is a fine-tuned LLM model, especially for data preprocessing tasks, which is easy to underfit for the specific schema matching tasks; (2) the imbalance of the ground-truth answers for schema matching in EMED dataset. The overall results suggest that **KG-RAG4SM** is a more effective method augmented with retrieved knowledge from the large KG than the baseline LLMs without knowledge augmentation for schema matching.

Next, we evaluate and report the effectiveness of our **KG-RAG4SM** compared to the selected PLMs, i.e., **Unicorn** and **SMAT**. The overall comparison results are reported in Table 6, where the best one is highlighted with bold values.

TABLE 6
Effectiveness of **KG-RAG4SM** with top-2 ranked subgraphs by using vector-based KG triples retrieval, compared to PLM models.

Dataset	Metric (%)	KG-RAG4SM	Unicorn		SMAT
			Trained	Fine-tuned	Trained
MIMIC	P	6.25	0.04	0	0
	R	33.33	99.99	0	0
	F1	10.52	0.09	0	0
Synthea	P	20.00	0.46	0	11.82
	R	36.36	99.99	0	100
	F1	25.80	0.09	0	21.15
CMS	P	52.38	0.04	59.99	31.57
	R	44.00	99.99	35.99	48.00
	F1	47.82	0.09	44.99	38.09
EMED	P	3.03	0.04	0.98	1.25
	R	50.00	99.99	24.99	100
	F1	5.71	0.09	1.88	2.46

Our method outperforms **Unicorn** both for trained and fine-tuned models and **SMAT** in terms of P and F1-score on MIMIC, Synthea, EMED dataset. For instance, **KG-RAG4SM** with GPT-4o-mini outperforms the pre-trained **SMAT** by **69.20%** and **21.97%** in terms of P and F1 score on the Synthea dataset, respectively. Notably, even though our results are not competitive to the pre-trained Unicorn and SMAT model in terms of R, the model with 100% and 99.99% tends to be overfitted. As we mentioned before, the P and F1-score are two crucial metrics for our schema matching case. Additionally, the results of the fine-tuned **Unicorn** model in MIMC and Synthea are 0 since there are no true positive results obtained by this model, which

further verifies the previous conclusion: These models easily tend to be overfitted. This suggests that our method achieves the best results in terms of P and F1-score across datasets. It is also worth mentioning that these PLM-based models need supervised learning, in which the labeled data and powerful computational resources are required for training. Our **KG-RAG4SM** differs from PLM-based methods since labeled data and supervised training processes are not required in our method. Overall, the results from Table 5 and Table 6 demonstrate the effectiveness of our method compared to the SOTA LLMs and PLM models.

4.2.2 Exp-2: Efficiency

Research Question: How does our method compare with the SOTA models for schema matching in terms of efficiency?

Evaluation Setting. We measure the average question embedding time, retrieval time, and generation time per question for our **KG-RAG4SM**, as well as the average generation time per question for LLM-based methods. We also present the total fine-tuning time and training time for PLM-based methods, i.e., **Unicorn** and **SMAT**. It is worth mentioning that the generation time of PLM-based methods is much faster, for instance, the final answers of **SMAT** are generated within 3 seconds on EMED dataset. This is due to the fact that the number of parameters of PLM-based models is less than LLMs even with billions of parameters.

Results Analysis. The efficiency comparison results are given in Table 7, from which we observe that our method is more efficient than pre-trained **SMAT** and pre-trained and fine-tuned **Unicorn** even if our method introduces the knowledge retrieval. Interestingly, the generation time of our method is slightly lower than the generation time of the same LLM model without RAG, the reason might be that the retrieved relevant subgraphs within **KG-RAG4SM** can help LLMs to locate the required knowledge easily rather than searching the knowledge from its entire parameter space, and this further reduces the number of inference for LLMs to generate the confident response. This also indicates that our method with the retrieved subgraphs augmentation would not induce extra time cost for generation. The results indicate that the main time cost of our **KG-RAG4SM** method is due to vector retrieval, while the time cost of question embedding is very low. In contrast to PLM-based models, our **KG-RAG4SM** method performs offline embeddings of KG entities, relations, and triples, which are independent of the schema matching task. Therefore, labeled data and tedious supervised training are not needed for our **KG-RAG4SM**. Hence, we report the time of offline KG embeddings separately here, which takes 20 hours and 26 hours for offline embeddings of Wikidata5M entities and triples, respectively, using our system setup.

4.3 Ablation Study and Analysis

To understand the contributions of each module in our proposed **KG-RAG4SM** method, we examine the effectiveness and contributions of each module in the ablation study.

4.3.1 Abl-1: Subgraph Retrieval

Research Question: Which subgraph retrieval techniques work well for KG-RAG4SM – in terms of both effectiveness and efficiency – to generate high-quality results for schema matching?

TABLE 7
Efficiency of **KG-RAG4SM** with top-2 ranked subgraphs using vector-based KG triples retrieval, compared to SOTA models.

Dataset	KG-RAG			LLMs		PLMs		
	KG-RAG4SM (GPT-4o-mini)			Jellyfish-8B	GPT 4o-mini	Unicorn		SMAT
	Question Embedding Time (Sec)	Retrieval Time (Sec)	Generation Time (Sec)	Generation Time (Sec)	Generation Time (Sec)	Fine-tuning Time (Sec)	Training Time (Sec)	Training Time (Sec)
MIMIC	0.01	2.60	0.64	0.26	0.77	3389.90	1267.10	3064.62
Synthea	0.04	2.59	0.51	0.26	0.60	2039.59	1275.27	1404.00
CMS	0.04	2.89	0.58	0.25	0.59	1766.67	1269.63	1399.92
EMED	0.05	2.55	0.61	0.21	0.67	3526.78	1272.33	7890.48

Evaluation Setting. We evaluate the performance of **KG-RAG4SM** with the retrieved subgraphs from different subgraph retrieval and refinement techniques. **(1) Vector-based retrieval.** The full retrieved subgraphs (without ranking), and ranked top-1 and top-2 subgraphs based on our ranking scheme. **(2) LLM-based retrieval.** There are two specific LLM-based subgraph retrieval methods: LLM-based entity retrieval combined with BFS-based graph traversal and LLM-based subgraph retrieval.

TABLE 8
Effectiveness of **KG-RAG4SM** with GPT-4o-mini as the backbone LLM and different retrieved subgraphs on CMS dataset.

Metric	Vector-based Retrieval		LLMs-based Retrieval	
	KG Triples Retrieval	Entity Retrieval+BFS	Entity Retrieval+BFS	Subgraph Retrieval
P	55.55	47.05	57.14	44.44
R	20.00	32.00	48.00	48.00
F1	29.41	38.09	52.17	46.15

Results Analysis. The results are given in Table 8, from which we find that the **KG-RAG4SM** with the subgraph retrieved using vector-based KG triples retrieval achieves **55.55%** P while with the subgraph retrieved using vector-based entity retrieval+BFS achieves **47.05%** P. We also observe that the **KG-RAG4SM** with the subgraph retrieved by using LLMs-based entity retrieval+BFS achieves **57.14%** P while with the subgraph retrieved by using LLMs-based subgraph retrieval achieves **44.44%** P. This suggests that **KG-RAG4SM** with GPT-4o-mini as the backbone LLM and with the subgraph retrieved by using vector-based KG triples retrieval outperforms the vector-based entity retrieval + BFS in terms of P on the CMS dataset. Similarly, **KG-RAG4SM** with the subgraph retrieved by using LLM-based entity retrieval + BFS outperforms LLM-based subgraph retrieval in terms of P on the CMS dataset. In terms of the efficiency of the subgraph retrieval, the average number of the retrieved paths per question for these subgraph retrieval strategies on the CMS dataset are shown in Figure 9. We observe that the average number of the retrieved subgraphs per question is 7 and 4.7 by using vector-based KG triples retrieval and vector-based entity retrieval+BFS, while it is 3.13 and 1.07 by using LLMs-based entity retrieval+BFS and LLMs-based subgraph retrieval. This suggests that the vector-based retrieval is able to retrieve more subgraphs than LLMs-based retrieval because LLMs may have limited reasoning and un-

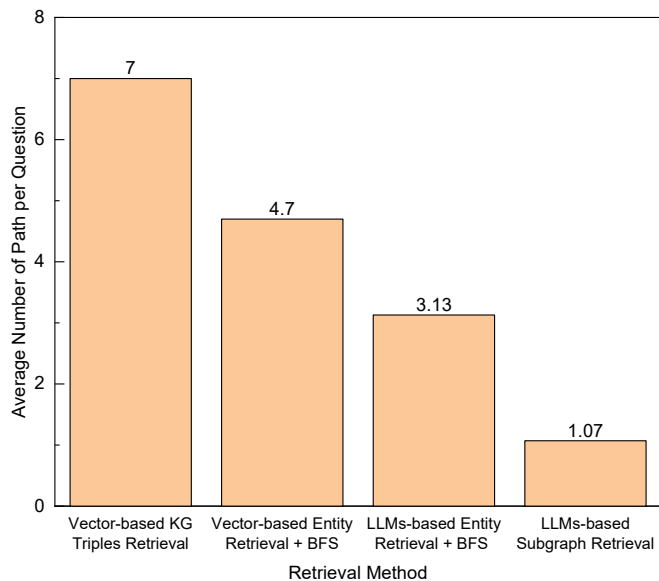


Fig. 9. Average number of retrieved subgraphs for different subgraph retrieval methods on CMS dataset.

derstanding capabilities about the commonsense knowledge graphs (e.g., Wikidata). As a result, we can not retrieve any subgraphs for the majority of questions by using the LLMs-based subgraph retrieval method. The average retrieval time per question for vector-based KG triples retrieval and vector-based entity retrieval + BFS is 2.88 seconds and 7.43 seconds, respectively, while the retrieval time per question for LLMs-based Entity Retrieval + BFS and LLMs-based subgraph retrieval is 1.40 seconds and 0.66 seconds, respectively. Even though LLMs-based retrieval is faster than vector-based retrieval, due to the higher number of retrieved subgraphs, vector-based retrieval is preferred.

TABLE 9
Effectiveness of **KG-RAG4SM** with GPT-4o-mini as the backbone LLM and different subgraphs with ranked-based refinement on CMS dataset.

Metric	Vector-based KG Triples Retrieval			Vector-based Entity Retrieval + BFS		
	Top-1 Ranked	Top-2 Ranked	W/O Rank	Top-1 Ranked	Top-2 Ranked	W/O Rank
P	62.50	52.38	55.55	59.09	52.63	47.05
R	40.00	44.00	20.00	52.00	40.00	32.00
F1	48.70	47.82	29.41	55.31	45.45	38.09

Next, we evaluate the effectiveness of the ranking-based subgraph refinement for the vector-based retrieval strategy. The final results with different ranked subgraphs and the subgraphs without ranking on the CMS dataset are reported in Table 9. We observe that the model augmented with the top-2 ranked subgraphs retrieved by vector-based KG triples retrieval contribute to 120% and 62.59% improvements on P and $F1\text{-score}$, respectively, compared with the model without ranking. Meanwhile, the top-1 ranked subgraphs retrieved by vector-based entity retrieval + BFS contribute to 25.58%, 62.50%, and 45.20% improvements on P , R , and $F1\text{-score}$, respectively, compared with the model without (W/O) ranking. Overall, the results suggest that the model augmented with ranking-based refinement outperforms the model augmented without ranking. This is because our ranking scheme can identify the most relevant knowledge by removing the irrelevant entities, relations, and KG triples from the retrieved subgraphs.

4.3.2 Abl-2: Backbone LLMs

Research Question: Which LLMs perform better in **KG-RAG4SM**, e.g., do fewer-parameter LLMs work well than large-size LLMs for **KG-RAG4SM**?

Evaluation Setting. We evaluate the performance of **KG-RAG4SM** with the mainstream backbone LLMs varying from small to large sizes. GPT-4o-mini, GPT-4o, and Mistral-7B-Instruct-v0.3 from OPENAI and MistralAI are selected. The fine-tuned models, such as Jellyfish-7B and Jellyfish-8B, are also considered as backbone LLMs from [6]. These models are fine-tuned based on Llama-3-8B-Instruct and Mistral-7B-Instruct-v0.2, respectively, by using a subset of instruction data for error detection, data imputation, schema matching, and entity matching. We report the results of our proposed **KG-RAG4SM** on the CMS dataset with the top-2 ranked subgraphs retrieved via the vector-based KG triples retrieval method in Table 10.

TABLE 10
Results of **KG-RAG4SM** with different backbone LLMs on CMS dataset.

Metric	GPT		Jellyfish		Mistral
	4o-mini	4o	8B	7B	7B
P	52.38	34.78	23.33	66.66	26.66
R	44.00	32.00	28.00	16.00	64.00
$F1$	47.82	33.33	30.43	25.45	37.64
Time (Sec)	0.58	0.72	0.39	0.64	5.62

Results Analysis. We find that **KG-RAG4SM** with GPT-4o-mini as the backbone LLM attains 52.38%, 44.00%, and 47.82% P , R , and $F1\text{-score}$, respectively; while with GPT-4o as the backbone LLM it achieves 34.78%, 32.00%, and 33.33% P , R , and $F1\text{-score}$, respectively. In terms of generation times, **KG-RAG4SM** with GPT-4o-mini is faster than that with GPT-4o. This indicates that **KG-RAG4SM** works better with GPT-4o-mini than with GPT-4o. More generally, **KG-RAG4SM** with small-size LLMs works better than with large-size ones. This is due to the fact that frequent knowledge conflicts might occur between the retrieved knowledge and the internal knowledge of large-size LLMs. We also observe that **KG-RAG4SM** with Jellyfish-7B as the backbone LLM achieves 66.66% P in 0.64 seconds per question,

while with the Mistral-7B-Instruct-v0.3 it attains 26.66% P in 5.62 seconds per question. This suggests the effectiveness of instructions-based fine-tuning Jellyfish in **KG-RAG4SM** since Jellyfish-7B is a fine-tuned model based on Mistral-7B-Instruct-v0.3. Overall, we find that the choice of backbone LLMs is crucial for **KG-RAG4SM**, where the small-size LLMs work better than large-size ones.

4.4 Case Study

A case study is conducted to further verify the hallucination mitigation of our **KG-RAG4SM** method on the complex schema matching case from the real-world scenario.

4.4.1 Case Introduction

We select schema matching tasks in a real-world scenario by mapping the data tables from the e-MedSolution clinical module into the OMOP CDM data model. e-MedSolution²⁰ is an integrated healthcare information system (HIS) that has been deployed and applied in several healthcare institutions and medical universities in Hungary. The clinical module of e-MedSolution is selected to map into the OMOP CDM clinical data model since the concise schema is the core and representative module of the e-MedSolution system and OMOP CDM is a standardized healthcare data model [4]. Thereby, a new schema-level schema matching dataset EMED is created by referring to the format of OMAP dataset. It is worth mentioning that only the schema-level data, i.e., entity, attributes, and constraints, of the e-MedSolution are accessed when creating the EMED dataset. Table 11 gives an example data of the EMED dataset.

As shown in Table 11, description 1 gives a brief summary of the attribute name in OMOP CDM, and description 2 provides a brief summary of the attribute name in e-MedSolution. Additionally, an assigned label indicates the potential matching pairs, more precisely, label 1 indicates the matched attribute pair and label 0 indicates the unmatched attribute pair.

4.4.2 Case: Hallucinations

To illustrate hallucination mitigation of **KG-RAG4SM** versus LLM-based schema matching, we conduct the case study to demonstrate the roles of the retrieved subgraph G from the large-scale \mathcal{KG} .

Evaluation Setting. We set up the case study with the following subgraph retrieval and backbone LLMs. (1) Subgraph retrieval: the refined top-1 subgraphs by using vector-based \mathcal{KG} triples retrieval. (2) Backbone LLMs: GPT-4o-mini. To highlight the hallucinations mitigation of our **KG-RAG4SM**, we ask the LLM to return the results for the given schema-matching questions and provide explanations.

Case Verification. The two schema matching cases are selected from the EMED dataset. Figure 10 demonstrates the responses of **KG-RAG4SM** model and its correctness compared with ground-truth answers by highlighting how **KG-RAG4SM** mitigate the hallucinations with the retrieved subgraphs from large-scale \mathcal{KG} . The ✓ and ✗ indicate the correctness of the responses compared to ground truth.

Result Analysis. In the first case, the response of LLM is 1 indicating the given attributes are semantically

20. <https://www.eszfk.hu/e-medsolution>

TABLE 11
The example data of the EMED dataset.

OMOP CDM	e-MedSolution	Description 1	Description 2	Label
person-person_id	hun_user-external_id	The person domain contains records that uniquely identify each patient in the source data who is at time at-risk to have clinical observations recorded within the source systems.; a unique identifier for each person.	The hun_user table records the basic data of the various users including the doctor.; An external identifier of the user.	1
specimen-specimen_source_id	hun_drug_text-drug_id	The specimen domain contains the records identifying biological samples from a person.; the specimen identifier as it appears in the source data.	The hun_drug_text table records the textual description of the drug.; The internal identifier of the drug.; It refers to drug_id in the hun_drug table recording the textual description of the drug.	0

Case 1

Question: Attribute 1 `measurement-measurement_time` and its description 1 the measurement table contains records of measurement, i.e. structured values (numerical or categorical) obtained through systematic and standardized examination or testing of a person or person's sample. the measurement table contains both orders and results of such measurements as laboratory tests, vital signs, quantitative findings from pathology reports, etc. the time of the measurement. this is present for backwards compatibility and will be deprecated in an upcoming version Attribute 2 `hun_case_c_interventions_perfac_date` and its description 2 The `hun_case_c_interventions` table records the basic intervention data of cured cases. The date of intervention. *Do attribute 1 and attribute 2 are semantically matched with each other?*

LLM Response: 1 (Yes, they are semantically matched.) ✘

LLM Explanations:

Attribute 1 refers to the time associated with measurements, such as laboratory tests, vital signs, and other standardized examinations or testing of a person or their sample. Attribute 2 refers to the date of interventions recorded for cured cases. Both attributes represent a temporal aspect (a timestamp or date) of an event involving a person. While Attribute 1 is broader (**covering measurements**), and Attribute 2 is specific to **intervention dates**, they share the semantic meaning of capturing the time when a particular event related to a person occurred. **This temporal aspect makes them semantically matched, as the context aligns their purposes sufficiently.**

Question:...

Retrieved Subgraphs:

beneficiary (Q2596417), subclass of(Q21514624), customer (Q852835) → customer (Q852835), subclass of(Q21514624), patient (Q181600)

KG-RAG4SM Response: 0 (No, they are not semantically matched.) ✔

LLM Explanations: The provided subgraph from the knowledge graph clarifies that a beneficiary is a subclass of a customer, which in turn is a subclass of a patient.

Attribute 1 pertains to measurements taken during clinical or standardized examinations of a **patient**, emphasizing a healthcare context. Attribute 2 pertains to the date of interventions in the context of **cured cases**, which might involve administrative or operational data related to interventions rather than clinical measurements. However, *there is no explicit mention of measurements or a direct clinical context for Attribute 2, which implies a separation in domain focus. Because of this difference in domain focus, these attributes are not semantically matched.*

Case 2

Question: Attribute 1 `measurement-measurement_id` and its description 1 the measurement table contains records of measurement, i.e. structured values (numerical or categorical) obtained through systematic and standardized examination or testing of a person or person's sample. the measurement table contains both orders and results of such measurements as laboratory tests, vital signs, quantitative findings from pathology reports, etc. a unique identifier for each measurement. Attribute 2 `hun_perform_req_no` and its description 2 The `hun_perform` table records the fulfillment status of the requested order. The reference identifier of the performance. The person domain contains records that uniquely identify each performance. *Do attribute 1 and attribute 2 are semantically matched with each other?*

LLM Response: 0 (No, they are not semantically matched.) ✘

LLM Explanations:

Attribute 1 is a foreign key identifier referring to the person about whom the measurement (e.g., lab test or vital sign) was recorded. It specifically identifies a person, and their demographic details are stored in the person table. Attribute 2 is a foreign key identifier referring to the sampling user who performed or fulfilled the order. It points to the `user_id` in the `hun_user` table, which identifies the user responsible for the sampling activity. **They are not semantically matched because they refer to distinct roles and concepts within the data (person vs. user performing an action).**

Question:...

Retrieved Subgraphs:

SA physical status classification system (Q297199), instance of (P31), medical classification (Q3518464)

KG-RAG4SM Response: 1 (Yes, they are semantically matched.) ✔

LLM Explanations: The provided subgraph context suggests a connection to a system for categorizing medical or clinical events, such as measurements, statuses, or procedures.

Attribute 1 is a unique identifier for a measurement, which can be part of a standardized medical process, such as laboratory results, vital signs, or other tests. Attribute 2 is the reference identifier for the performance or fulfillment status of a requested order. **This context suggests that the performance likely involves medical processes, aligning with measurements or tests.**

Given the medical context implied by the knowledge graph and the overlap in domains of measurement and medical order fulfillment, **both identifiers reference unique records within a system where medical tests or performances occur. These attributes can be semantically matched.**

Fig. 10. Case study: Hallucinations mitigation of **KG-RAG4SM** for schema matching. The schema matching question for **KG-RAG4SM** is not shown, since it is the same question given to the **LLM**.

matched, while these attributes are not semantically matched in both the ground-truth answer and schema matching in practice since the `measurement_time` and `hun_case_c_interventions_perfac_date` are different from each other. The reason behind LLM's response is that LLM incorrectly thinks that both attributes represent a temporal aspect of an event

involving a person and this temporal aspect makes them semantically matched. In contrast, **KG-RAG4SM**, augmented with the relevant subgraphs retrieved from the external \mathcal{KG} , responds with the answer 0 indicating that the given attributes are not semantically matched. This is mainly because of the retrieved subgraph `beneficiary (Q2596417), subclass of`

(Q21514624), customer (Q852835) → customer (Q852835), subclass of (Q21514624), patient (Q181600) clarifies that the hierarchical relationships among beneficiary, customer, and patient, which helps LLMs to establish the hierarchical domain relationships of the attributes in the given schema matching question. Even if the retrieved subgraph does not explicitly mention measurements or a direct clinical context for interventions, it implies that there is a separation in domain focus with different contexts. This strengthens the conclusion that they are not semantically matched, thereby, the response of **KG-RAG4SM** is consistent with the ground-truth answer.

In the second case, the response of **LLM** is **0** while these attributes are semantically matched in the ground truth. Interestingly, **LLM** incorrectly thinks that these two attributes refer to distinct roles and concepts between a person and a user performing a medical action. In contrast, **KG-RAG4SM** returns the response with the correct answer **1** with the help of the retrieved subgraph from \mathcal{KG} : SA physical status classification system (Q297199), instance of (P31), medical classification (Q3518464). The provided subgraph suggests a connection to a system for categorizing medical or clinical events, such as measurements, statuses, or procedures, and the performance likely involves medical processes, aligning with measurements or tests. It implicitly shows the overlap in domains of measurement and medical order fulfillment, which indicates that both identifiers reference to unique records within a system where medical tests or performances occur.

The two case studies demonstrate that the hallucination issues of LLMs for schema matching are well mitigated by augmenting the LLMs with the retrieved relevant subgraphs from large-size knowledge graphs in our **KG-RAG4SM**.

5 RELATED WORK

Schema matching is a process of establishing semantic associations between different schema, in which the semantic correspondences between the source schema and target schema are usually identified [2]. In contrast to schema matching, schema mapping is a process of generating the assertions and mappings from the identified semantic correspondence, by which the source schema could be mapped onto the target schema to provide a common interface for accessing and querying heterogeneous data [39].

In general, the correspondences between the two schemas can be identified based on domain experts manually, in which plenty of human effort and experience are required [40]. In the case of manual mapping, mismatches and errors are also inevitable, as the intensive and repeated work might distract humans. To improve the matching efficiency and to minimize the mismatch, an auto-match system is designed to support automatic schema matching based on machine learning [41]. In this method, probability knowledge is obtained from the domain experts based on Bayesian learning, which provides an attribute dictionary to find optimal matching pairs. However, the source of probability knowledge comes from domain experts, whose cognitive biases inevitably bring some errors. Considering

the strengths of similarity-based matching and machine learning-based matching, a hybrid schema matching model is proposed by combining the lexical and semantic similarity with machine learning [42].

To free human hands from the tedious schema matching task, a new semi-automatic schema matching approach is proposed [43]. In this approach, the domain ontologies and sample instances are reused to identify and determine the semantic correspondences between schema. Similarly, a schema matching method is proposed to match schema based on the analysis of attribute values. The external knowledge, namely, background ontologies, is utilized to provide the semantic reference based on ontology alignment [44]. For the sake of improving the matching precision, the medical knowledge bases from the medical encyclopedia are utilized to learn better representations of medical concepts and properties, which is conducive to minimizing the mismatch and errors. In that work, the entity and its description are concatenated as input, and then it is encoded and mapped onto vector space based on the pre-trained language model. Then a medical schema matching method is proposed based on the relation alignment between description embedding of an extracted medical entity and learned heterogeneous knowledge graph embedding [45]. However, these methods follow supervised learning, in which large-size labeled data are required for model training.

Recently, several schema matching approaches based on LLMs are proposed to address the above limitations, such as fine-tuned LLMs, retrieval-enhanced LLMs, and reasoning-guided LLMs. To improve the performance of LLMs for data preprocessing, an instruction-tuning LLM [6] is proposed, which enables the optional knowledge injection during inference by the instruction tuning with reasoning based on domain knowledge. Since the external knowledge might be useful to enhance LLMs for schema matching, RAG-based approaches are proposed to augment LLMs by retrieving the relevant knowledge from text chunks constructed based on the textual descriptions of table and attributes, e.g., a retrieval-enhanced large language model for schema matching [9] that retrieves the top- k document from the textual documents based on semantic relevance. Inspired by the RAG on LLMs, a compositional language model for schema matching [36] enhances and refines the results based on the semantic retrieval from multi-vector documents and confidence scoring by multiple callings of LLMs. Similarly, an LLM-based knowledge-compliant schema and entity matching framework [37] is proposed that guides LLM reasoning based on pseudo-code-based task decomposition and knowledge retrieval from domain knowledge sets by calling LLMs to query the relevant keywords.

To summarize, the prevailing methods of schema matching could be classified into five categories: similarity-based matching [42], [46], graph-based matching [43], pre-training language model-based matching [10], [11], [41], [45], LLMs-based matching [6], and RAG-based matching [9], [36], [37]. Although there are some recent works, such as **ReMatch** [9] and **Matchmark** [36], they leverage the RAG over LLM to address the schema matching, but only the knowledge from the textual documents of the descriptions for table and attribute is retrieved for augmentation. **KcMF** [37] retrieves the knowledge from the self-built knowledge set, but the

knowledge from the large commonsense and fact-based KGs in the real world has not been adapted and fully leveraged to augment the LLMs for schema matching. To some extent, the aforementioned methods achieve the (semi-) automatic schema matching and mapping for heterogeneous data integration, but it is still incapable of resolving the semantic ambiguities and conflicts in some complex mapping cases because of the missing evidence and factual knowledge during the matching.

Deep learning, PLMs, and LLMs for Other Data Integration Tasks. Besides schema matching and mapping, the field of data preparation/ integration deals with several other critical challenges, e.g., data acquisition, extraction, cleaning, augmentation, transformation, and annotation, entity matching, ontology alignment, and data fusion, among others [47]–[49]. Recent advances in deep learning and foundation models have also achieved promising results on many such tasks. Notable works include deep learning embedding-based data integration over relational databases [50], [51] and ontology matching [52], pre-trained language models (PLMs) for entity matching [53], [54] and column type annotation [55], large language models (LLMs)-powered entity resolution [56]–[58] and other data wrangling tasks [59], [60], etc. The focus of our work is schema matching, which is different from the aforementioned problems. We do not consider cell values (neither rows/ entities) in a table, instead, we directly aim at finding semantic correspondence among attribute names (i.e., column names) in tables from source and target schema. Additionally, unlike ours, none of these works employ external and large-scale knowledge graph-based retrieval augmentation paradigms to enhance the LLM’s performance in data integration tasks.

6 CONCLUSION

In this paper, we presented a novel knowledge graph-based retrieval-augmented generation for schema matching solution, **KG-RAG4M** to address the limitations that traditional similarity-based and LLMs-based schema matching methods are incapable of resolving semantic ambiguities in complex mapping cases. Our framework differs from the emerging graph RAG approaches that retrieve knowledge from local and small-size graphs built from text chunks. We proposed several subgraph retrieval methods from large KGs, followed by ranking-based subgraph refinement. Our empirical results confirmed that the vector-based KG triples retrieval and vector-based entity retrieval + BFS graph traversal methods are the optimal subgraph retrieval strategies. We conducted extensive experiments, the results demonstrated that our **KG-RAG4SM** outperforms PLMs and LLMs based SOTA methods in terms of effectiveness and efficiency. Our case studies from the real-world schema matching scenario showed that the hallucination of LLMs for schema matching is well mitigated by our method.

In this study, we augmented LLMs with relevant subgraphs retrieved from commonsense and fact-based KGs, while the domain-specified KGs were not fully investigated. This is an interesting direction for future work. Additionally, we shall investigate how our KG-RAG paradigm can improve other LLM-based data integration tasks such as entity matching and data fusion.

REFERENCES

- [1] D. H. Hai, *Schema Matching and Mapping-Based Data Integration: Architecture, Approaches and Evaluation*. VDM Verlag, 2007.
- [2] E. Rahm, *Towards Large-Scale Schema and Ontology Matching*. Springer, 2011, pp. 3–27.
- [3] C. Ma, “Knowledge-enriched Schema Mapping: A Preliminary Case Study of e-MedSolution System,” *Eötvös Loránd University, Tech. Rep.*, 2020.
- [4] G. Jiang, R. C. Kiefer, D. K. Sharma, E. Prud’hommeaux, and H. R. Solbrig, “A Consensus-based Approach for Harmonizing the OHDSI Common Data Model with HL7 FHIR,” *Studies in Health Technology and Informatics*, vol. 245, p. 887, 2017.
- [5] M. Parciak, B. Vandervoort, F. Neven, L. M. Peeters, and S. Vansummeren, “Schema Matching with Large Language Models: an Experimental Study,” in *TaDA: International Workshop on Tabular Data Analysis*, 2024.
- [6] H. Zhang, Y. Dong, C. Xiao, and M. Oyamada, “Jellyfish: Instruction-Tuning Local Large Language Models for Data Pre-processing,” in *Empirical Methods in Natural Language Processing (EMNLP)*, 2024, pp. 8754–8782.
- [7] A. Steiner, R. Peeters, and C. Bizer, “Fine-tuning Large Language Models for Entity Matching,” *arXiv preprint arXiv:2409.08185*, 2024.
- [8] L. Feng, H. Li, and C. J. Zhang, “Cost-Aware Uncertainty Reduction in Schema Matching with GPT-4: The Prompt-Matcher Framework,” *arXiv preprint arXiv:2408.14507*, 2024.
- [9] E. Sheetrit, M. Brief, M. Mishaeli, and O. Elisha, “ReMatch: Retrieval Enhanced Schema Matching with LLMs,” *arXiv preprint arXiv:2403.01567*, 2024.
- [10] Y. Zhang, A. Floratou, J. Cahoon, S. Krishnan, A. C. Müller, D. Banda, F. Psallidas, and J. M. Patel, “Schema Matching using Pre-trained Language Models,” in *International Conference on Data Engineering (ICDE)*, 2023, pp. 1558–1571.
- [11] J. Tu, J. Fan, N. Tang, P. Wang, G. Li, X. Du, X. Jia, and S. Gao, “Unicorn: A Unified Multi-tasking Model for Supporting Matching Tasks in Data Integration,” *Proceedings of the ACM on Management of Data*, vol. 1, no. 1, pp. 1–26, 2023.
- [12] J. Zhang, T. Mytkowicz, M. Kaufman, R. Piskac, and S. K. Lahiri, “Using Pre-trained Language Models to Resolve Textual and Semantic Merge Conflicts (Experience Paper),” in *ACM SIGSOFT International Symposium on Software Testing and Analysis (ISSTA)*, 2022, pp. 77–88.
- [13] C. Ma, B. Molnár, Á. Tarcsi, and A. Benczúr, “Knowledge Enriched Schema Matching Framework for Heterogeneous Data Integration,” in *Information Technology and Data Science (CITDS)*, 2022, pp. 183–188.
- [14] T. Zhang, Z. Cai, C. Wang, M. Qiu, B. Yang, and X. He, “SMed-BERT: A Knowledge-Enhanced Pre-trained Language Model with Structured Semantics for Medical Text Mining,” in *Annual Meeting of the Association for Computational Linguistics and International Joint Conference on Natural Language Processing (Volume 1: Long Papers) (ACL-IJCNLP)*, 2021, pp. 5882–5893.
- [15] X. Wei, S. Wang, D. Zhang, P. Bhatia, and A. Arnold, “Knowledge Enhanced Pretrained Language Models: A Comprehensive Survey,” *arXiv preprint arXiv:2110.08455*, 2021.
- [16] J. Li, X. Li, L. Hu, Y. Zhang, and J. Wang, “Knowledge Graph Enhanced Language Models for Sentiment Analysis,” in *International Semantic Web Conference (ISWC)*, 2023, pp. 447–464.
- [17] D. Shlyk, T. Groza, M. Mesiti, S. Montanelli, and E. Cavalleri, “REAL: A Retrieval-Augmented Entity Linking Approach for Biomedical Concept Recognition,” in *Workshop on Biomedical Natural Language Processing*, 2024, pp. 380–389.
- [18] D. Vrandečić and M. Krötzsch, “Wikidata: A Free Collaborative Knowledgebase,” *Communications of the ACM*, vol. 57, no. 10, pp. 78–85, 2014.
- [19] D. L. Willett, V. Kannan, L. Chu, J. R. Buchanan, F. T. Velasco, J. D. Clark, J. S. Fish, A. R. Ortuzar, J. E. Youngblood, D. G. Bhat, and M. A. Basit, “SNOMED CT Concept Hierarchies for Sharing Definitions of Clinical Conditions Using Electronic Health Record Data,” *Appl Clin Inform.*, vol. 9, no. 3, pp. 667–682, 2018.
- [20] L. Wei, G. Xiao, and M. Balazinska, “RACOON: An LLM-based Framework for Retrieval-Augmented Column Type Annotation with a Knowledge Graph,” *arXiv preprint arXiv:2409.14556*, 2024.
- [21] J. Zhang, B. Shin, J. D. Choi, and J. C. Ho, “SMAT: An Attention-based Deep Learning Solution to the Automation of Schema Matching,” in *European Conference on Advances in Databases and Information Systems (ADBIS)*, 2021, pp. 260–274.

- [22] Y. Hu, Z. Lei, Z. Zhang, B. Pan, C. Ling, and L. Zhao, "GRAG: Graph Retrieval-Augmented Generation," *arXiv preprint arXiv:2405.16506*, 2024.
- [23] B. Sarmah, B. Hall, R. Rao, S. Patel, S. Pasquali, and D. Mehta, "HybridRAG: Integrating Knowledge Graphs and Vector Retrieval Augmented Generation for Efficient Information Extraction," *arXiv preprint arXiv:2408.04948*, 2024.
- [24] B. Peng, Y. Zhu, Y. Liu, X. Bo, H. Shi, C. Hong, Y. Zhang, and S. Tang, "Graph Retrieval-Augmented Generation: A Survey," *arXiv preprint arXiv:2408.08921*, 2024.
- [25] H. Liu, S. Wang, Y. Zhu, Y. Dong, and J. Li, "Knowledge Graph-Enhanced Large Language Models via Path Selection," in *Findings of the Association for Computational Linguistics (ACL 2024)*, 2024, pp. 6311–6321.
- [26] Y. Liu, M. Ott, N. Goyal, J. Du, M. Joshi, D. Chen, O. Levy, M. Lewis, L. Zettlemoyer, and V. Stoyanov, "RoBERTa: A Robustly Optimized BERT Pretraining Approach," *arXiv preprint arXiv:1907.11692*, 2019.
- [27] N. Reimers and I. Gurevych, "Sentence-BERT: Sentence Embeddings using Siamese BERT-Networks," *arXiv preprint arXiv:1908.10084*, 2019.
- [28] Y. A. Malkov and D. A. Yashunin, "Efficient and Robust Approximate Nearest Neighbor Search using Hierarchical Navigable Small World Graphs," *IEEE Transactions on Pattern Analysis and Machine Intelligence*, vol. 42, no. 4, pp. 824–836, 2018.
- [29] Y. Wu, N. Hu, S. Bi, G. Qi, J. Ren, A. Xie, and W. Song, "Retrieve-Rewrite-Answer: A KG-to-Text Enhanced LLMs Framework for Knowledge Graph Question Answering," in *International Joint Conference on Knowledge Graphs (IJCKG)*, 2023.
- [30] A. E. Johnson, T. J. Pollard, L. Shen, L. wei H. Lehman, M. Feng, M. Ghassemi, B. Moody, P. Szolovits, L. A. Celi, and R. G. Mark, "MIMIC-III, A Freely Accessible Critical Care Database," *Scientific Data*, vol. 3, 2016.
- [31] J. Walonoski, M. Kramer, J. Nichols, A. Quina, C. Moesel, D. Hall, C. Duffett, K. Dube, T. Gallagher, and S. McLachlan, "Synthesia: An Approach, Method, and Software Mechanism for Generating Synthetic Patients and the Synthetic Electronic Health Care Record," *Journal of the American Medical Informatics Association : JAMIA*, vol. 25, no. 7, 2018.
- [32] C. G. Lambert and P. Amritansh Kumar, "Transforming the 2.33 M-patient Medicare synthetic public use files to the OMOP CDMv5: ETL-CMS software and processed data available and feature-complete," <https://github.com/OHDSI/ETL-CMS>, 2016.
- [33] OHDSI, *The Book of OHDSI: Observational Health Data Sciences and Informatics*. OHDSI, 2019.
- [34] A. Haller, A. Polleres, D. Dobryi, N. Ferranti, and S. J. Rodríguez Méndez, "An Analysis of Links in Wikidata," in *The Semantic Web: International Conference (ESWC)*, 2022, p. 21–38.
- [35] Y. Cui, Z. Chen, S. Wei, S. Wang, T. Liu, and G. Hu, "Attention-over-Attention Neural Networks for Reading Comprehension," in *Annual Meeting of the Association for Computational Linguistics (Volume 1: Long Papers) (ACL)*, 2017, pp. 593–602.
- [36] N. Seedat and M. van der Schaar, "Matchmaker: Self-Improving Large Language Model Programs for Schema Matching," *arXiv preprint arXiv:2410.24105*, 2024.
- [37] Y. Xu, H. Li, K. Chen, and L. Shou, "KcMF: A Knowledge-compliant Framework for Schema and Entity Matching with Fine-tuning-free LLMs," *arXiv preprint arXiv:2410.12480*, 2024.
- [38] P. He, X. Liu, J. Gao, and W. Chen, "Deberta: decoding-Enhanced Bert with Disentangled Attention," in *International Conference on Learning Representations (ICLR)*, 2021.
- [39] A. Fuxman and R. J. Miller, "Schema Mapping," in *Encyclopedia of Database Systems*. Springer, 2009, pp. 2481–2488.
- [40] C. Ma, "Knowledge Enhanced Schema Matching for Heterogeneous Data Integration," Ph.D. dissertation, Eötvös Loránd University, Budapest, Hungary, 2024.
- [41] J. Berlin and A. Motro, "Database Schema Matching using Machine Learning with Feature Selection," in *Advanced Information Systems Engineering (CAiSE)*, 2002, pp. 452–466.
- [42] L. Bulygin, "Combining Lexical and Semantic Similarity Measures with Machine Learning Approach for Ontology and Schema Matching Problem," in *Data Analytics and Management in Data Intensive Domains (DAMDID/RCDL)*, 2018, pp. 245–249.
- [43] C. Drumm, M. Schmitt, H.-H. Do, and E. Rahm, "Quickmig: Automatic Schema Matching for Data Migration Projects," in *ACM conference on Conference on Information and Knowledge Management (CIKM)*, 2007, pp. 107–116.
- [44] A. Nathalie, "Schema Matching Based on Attribute Values and Background Ontology," in *AGILE International Conference on Geographic Information Science*, 2009, pp. 1–9.
- [45] C. Gao, T. Wu, S. Jing, and Y. Wang, "Medical Schema Matching using Knowledge Graph Embedding," in *Workshop on Extraction and Evaluation of Knowledge Entities from Scientific Documents*, ser. CEUR Workshop Proceedings, vol. 3210, 2022, pp. 64–68.
- [46] R. Liang, S. Zheng, K. Deng, Z. Mao, W. Ma, and Z. Zhang, "A Knowledge Graph Enhanced Semantic Matching Method for Plan Recommendation," in *International Conference on Swarm Intelligence (ICSI)*, 2021, pp. 290–299.
- [47] L. Dong and T. Rekatsinas, "Data Integration and Machine Learning: A Natural Synergy," *Proc. VLDB Endow.*, vol. 11, no. 12, pp. 2094–2097, 2018.
- [48] C. Chai, N. Tang, J. Fan, and Y. Luo, "Demystifying Artificial Intelligence for Data Preparation," in *International Conference on Management of Data (SIGMOD)*, S. Das, I. Pandis, K. S. Candan, and S. Amer-Yahia, Eds., 2023, pp. 13–20.
- [49] L. Berti-Équille, A. Bonifati, and T. Milo, "Machine Learning to Data Management: A Round Trip," in *IEEE International Conference on Data Engineering (ICDE)*, 2018, pp. 1735–1738.
- [50] R. Cappuzzo, P. Papotti, and S. Thirumuruganathan, "Creating Embeddings of Heterogeneous Relational Datasets for Data Integration Tasks," in *International Conference on Management of Data (SIGMOD)*, 2020, pp. 1335–1349.
- [51] C. Koutras, M. Fragkoulis, A. Katsifodimos, and C. Lofi, "REMA: Graph Embeddings-based Relational Schema Matching," in *Workshops of the EDBT/ICDT*, 2020.
- [52] P. Kolyvakis, A. Kalousis, and D. Kiritsis, "DeepAlignment: Un-supervised Ontology Matching with Refined Word Vectors," in *Conference of the North American Chapter of the Association for Computational Linguistics: Human Language Technologies (NAACL-HLT)*, 2018, pp. 787–798.
- [53] Y. Li, J. Li, Y. Suhara, A. Doan, and W. Tan, "Deep Entity Matching with Pre-trained Language Models," *Proc. VLDB Endow.*, vol. 14, no. 1, pp. 50–60, 2020.
- [54] S. Thirumuruganathan, H. Li, N. Tang, M. Ouzzani, Y. Govind, D. Paulsen, G. Fung, and A. Doan, "Deep Learning for Blocking in Entity Matching: A Design Space Exploration," *Proc. VLDB Endow.*, vol. 14, no. 11, pp. 2459–2472, 2021.
- [55] Y. Suhara, J. Li, Y. Li, D. Zhang, Ç. Demiralp, C. Chen, and W. Tan, "Annotating Columns with Pre-trained Language Models," in *International Conference on Management of Data (SIGMOD)*, 2022, pp. 1493–1503.
- [56] M. Fan, X. Han, J. Fan, C. Chai, N. Tang, G. Li, and X. Du, "Cost-Effective In-Context Learning for Entity Resolution: A Design Space Exploration," in *IEEE International Conference on Data Engineering (ICDE)*, 2024, pp. 3696–3709.
- [57] H. Li, S. Li, F. Hao, C. J. Zhang, Y. Song, and L. Chen, "BoostER: Leveraging Large Language Models for Enhancing Entity Resolution," in *ACM Web Conference (WWW)*, 2024, pp. 1043–1046.
- [58] R. Peeters and C. Bizer, "Using ChatGPT for Entity Matching," in *New Trends in Database and Information Systems (ADBIS)*, 2023, pp. 221–230.
- [59] A. Narayan, I. Chami, L. J. Orr, and C. Ré, "Can Foundation Models Wrangle Your Data?" *Proc. VLDB Endow.*, vol. 16, no. 4, pp. 738–746, 2022.
- [60] Z. Zhang, P. Groth, I. Calixto, and S. Schelter, "Directions Towards Efficient and Automated Data Wrangling with Large Language Models," in *International Conference on Data Engineering Workshops (ICDEW)*, 2024, pp. 301–304.