

# Bootstrapping Corner Cases: High-Resolution Inpainting for Safety Critical Detect and Avoid for Automated Flying

Jonathan Lyhs \*  
Spleenlab GmbH

jonathan.lyhs@spleenlab.ai

Lars Hinneburg \*  
Spleenlab GmbH

lars.hinneburg@spleenlab.ai

Michael Fischer  
Spleenlab GmbH

michael.fischer@spleenlab.ai

Florian Ölsner  
Spleenlab GmbH

florian.oelsner@spleenlab.ai

Stefan Milz  
Spleenlab GmbH

stefan.milz@spleenlab.ai

Jeremy Tschirner  
Spleenlab GmbH

jeremy.tschirner@spleenlab.ai

Patrick Mäder  
Ilmenau University of Technology

patrick.maeder@tu-ilmenau.de

## Abstract

*Modern machine learning techniques have shown tremendous potential, especially for object detection on camera images. For this reason, they are also used to enable safety-critical automated processes such as autonomous drone flights. We present a study on object detection for Detect and Avoid, a safety critical function for drones that detects air traffic during automated flights for safety reasons. An ill-posed problem is the generation of good and especially large data sets, since detection itself is the corner case. Most models suffer from limited ground truth in raw data, e.g. recorded air traffic or frontal flight with a small aircraft. It often leads to poor and critical detection rates. We overcome this problem by using inpainting methods to bootstrap the dataset such that it explicitly contains the corner cases of the raw data. We provide an overview of inpainting methods and generative models and present an example pipeline given a small annotated dataset. We validate our method by generating a high-resolution dataset, which we make publicly available and present it to an independent object detector that was fully trained on real data.*

## 1. Introduction

A densely collected dataset is essential for the use of machine learning models in a safety-critical domain, such as

airborne object detection. Besides the safety aspect, the importance of a sufficient large dataset is a well-studied problem in the field of deep learning. Studies have shown a logarithmic performance increase for image classification based on the volume of the training data [18]. This stands in contrast to the fact that it is often difficult to obtain data in safety-critical domains. To mitigate this problem, techniques such as pre-training with synthetic data are used. These approaches are usually based on photo-realistic rendering of multiple scenarios. This brings with it a wealth of automatically generated metadata such as object boxes and segmentation masks. Disadvantages are the previously created effort for scenario modeling and the need for powerful rendering hardware [11].

So far, Generative Adversarial Networks (GANs) [3] have been used for fast and good quality image generation on consumer hardware. Recent work in the field of generative models has reached the state-of-the-art in synthetic image generation. Latent Diffusion Models (LDMs) [14] and discrete Variational Auto Encoders (VAEs) [6] are used for generating photo-realistic synthetic images. In addition, LDMs can be run on consumer hardware, making this kind of model available for a wide range of use cases for the first time.

Therefore we propose a method for generating a synthetic dataset for object detection, based on generative models. We focus on the safety-critical domain of airborne objects. The Detect and Avoid (DAA) use case is particularly challenging as the systems needs to detect objects at a safe distance. These far away objects will appear extremely small in the images and high-resolution cameras are required to capture them at all. For efficiency, an inpainting

\*The first two authors contributed equally to this work.

This work was supported by the funded project KI4Flight.

approach is proposed over synthetic generation of the entire scenery. In particular, we study two different models for this purpose: Pix2Pix [5] a widely used GAN and Stable Diffusion<sup>1</sup>, which is the reference implementation of LDMs [14] and thus the state-of-the-art in synthetic image generation. We then propose the pipeline for dataset generation in Section 3. The object synthesis processes using Pix2Pix and Stable Diffusion are briefly described in the Sections 3.1 and 3.2. We substantiate our statements in a series of experiments in Section 4. The dataset generated in the process is made available for public download<sup>2</sup>.

## 2. Related Work

**Generative Adversarial Networks** GANs were introduced in 2014 by Goodfellow *et al.* [3]. They consist of at least two neural networks, a generator and a discriminator. Both networks are trained simultaneously and are configured to work against each other. This approach provides efficient sampling of high-resolution images with good perceptual quality. However, the optimization of such models is problematic [14]. Furthermore with the original GANs it is not possible to systematically control the content of the output-image post-training. In order to achieve this Conditional Generative Adversarial Networks (cGANs) [9] were introduced. cGANs use additional conditions to control the output-image. In an extensive study, Isola *et al.* [5] show that different types of images, such as photos, segmentation maps, sketches, and more, can be used to condition the model. They also show how the model is able to perform photo inpainting on ground-based urban landscapes, but without the goal of generating specific objects and labeling data. The idea was adapted in a later work [8] on an automotive dataset. There the inpainting region is sparsely filled with projected pointcloud data of a car. This additionally conditions shape, position and orientation of the desired object. In contrast, our method specifically targets the airborne use case with small object appearance in high-resolution images. Instead of projected point cloud data, we use segmentation masks as an additional condition for the generator.

**VAEs and Flow-Based Models** VAEs [6] and flow-based models [2][10] are two other types of generative models. Both are as efficient as GANs in terms of computational resources, but the quality of the images produced has been lower. That said, OpenAI's current work, known as DALL-E [12], uses a discrete VAE to compress images into a computationally more efficient latent space. It also achieves state-of-the-art image synthesis at high-resolution. This work seems to overcome some of the drawbacks that VAE-based image generators used to have. It is neither open

source nor open science, which limits accessibility for work based on it.

**Diffusion Probabilistic Models** Starting from 2015 different works build up on the concept of diffusion probabilistic models [16][17][4] which are based on a reversible Markov chain of diffusion steps. Recent work in this area proposes LDMs [14] which significantly improve accessibility for researchers and end users due to higher inference rates and lower training costs. In contrast to DALL-E, the reference implementation of LDMs is open source and has reached similar performance for high-resolution image synthesis.

## 3. Method

We propose to use generative models to synthetically create images with annotations for the training of object detectors for aircraft in high-resolution imagery. Collection of high quantities of background data is comparably easy. For example a drone equipped with multiple cameras can collect a couple of thousand images for a certain operational domain in a single flight while covering a large area. However, actual encounters with other (especially manned) aircraft like small airplanes, helicopters or hot air balloons are very rare in the wild, expensive to arrange and potentially dangerous. A DAA system needs to detect the intruding vehicles at a safe distance such that an avoidance maneuver can be initiated in time. Even large airplanes will appear very small in the high-resolution images when they are far away. Therefore we propose an inpainting approach that uses existing image data and inserts airborne objects at the desired positions. This is much more efficient at training and inference time and allows the generator to focus on the synthesis of the objects of interest, instead of inventing whole realistically looking landscapes.

An overview of our approach is shown in Figure 2. We start with an arbitrary background image that does not contain any objects of interest yet. We then randomly select a target position at which the object shall be generated. A rectangular region around that point is cropped out of the original image for inpainting. Only that cutout is used during the actual object synthesis stage. After the desired object was drawn into the patch it is fused back into the original high-resolution image. In this work we propose two alternative object synthesis stages, one based on Pix2Pix and the other based on Stable Diffusion which correspond to path a) and b) in Figure 2 respectively.

### 3.1. Object Synthesis using Pix2Pix

Pix2Pix is a cGAN that we condition on the cropped inpainting region. We follow the approach by Milz *et al.* [8] and overlay the inpainting mask in form of a segmentation map directly on the image data. The location of that map is arbitrary in the crop and the size is chosen to be smaller than

<sup>1</sup>GitHub: <https://github.com/CompVis/stable-diffusion>

<sup>2</sup>Generated Dataset: <https://doi.org/10.5281/zenodo.8297255>



Figure 1: Airborne Object Detection. The high-resolution image shows a small airplane. This is a common situation in Airborne Object Detection for Sense and Avoid functionality. The airplane was generated using our proposed data generation pipeline including ground truth bounding box.

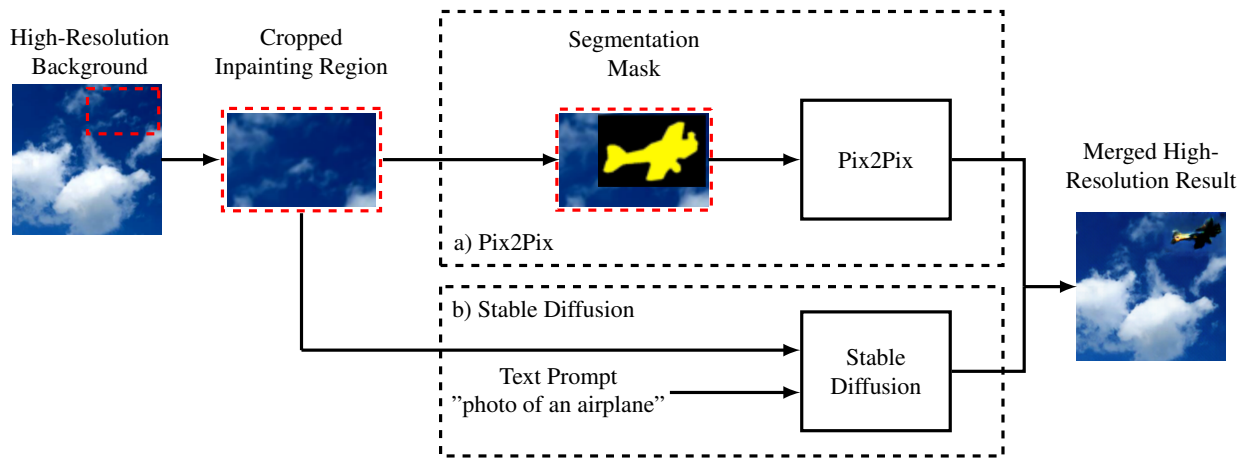


Figure 2: Data Generation Pipeline. Cropping the masked inpainting area from the background is the first step of our proposed pipeline. The cropped image is then passed into the model specific conditioning of the following image synthesis process. The last step is merging the generated image back into the background.

the full sized image region such that sufficient background context is available to the model. The resulting patch is then passed to the generator network. Ground truth labels can be directly derived from the segmentation map that was used. The minimal enclosing rectangle around the object defines the bounding box and the object class is color coded.

At training time the the cGAN consists of two networks as shown in Figure 3. The generator synthesizes images based on the provided inpainting image patch. The discriminator tries to differentiate between real and fake images. This classification is then used to train the generator. Given a dataset where the position and segmentation of ob-

jects in the images is known, we modify the input images by overlaying the segmentation mask which is marking object pixels. The direct surrounding neighborhood is colored uniformly black such that the whole inpainting mask has a rectangular shape. This image is used as input  $x$  for the generator. Meanwhile, the original image from the dataset is used as ground truth  $y$  for the discriminator. The generator now needs to create a new image with the desired object at the specified position, surrounded by a consistent background. Note that after the training, only the generator is used for data generation.

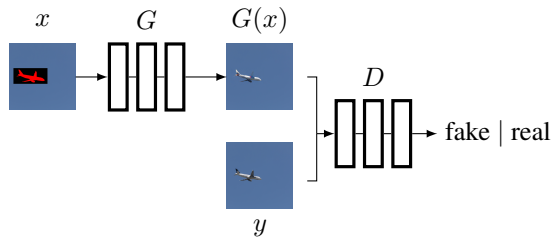


Figure 3: Proposed Pix2Pix Training. The generator and the discriminator are trained together. Thereby the generator learns to generate an image close to the ground truth  $y$ . Part of the generator input is replaced by a mask. The discriminator learns to decide whether an input is fake or real. [5]

### 3.2. Object Synthesis using Stable Diffusion

In contrast to the Pix2Pix approach, we condition Stable Diffusion on the whole cropped inpainting patch. Additionally, a text prompt is provided that guides the type and appearance of the generated object. Unfortunately, with this approach, the exact size of the object cannot be controlled or is otherwise observable from the model output. The derived bounding box ground truth is set to the whole patch size which might be substantially larger than the actual object.

The architecture of the LDM consists of three main components. The first is an autoencoder that performs encoding and decoding from pixel space to a computationally efficient latent space. The second is a time-conditional UNet [15] used as the backbone for the denoising process. The third and last is a domain-specific encoder that allows arbitrary conditioning of inputs, such as text prompts and images. The output embedding is then fed into the UNets via the cross-attention layer [14]. We build on the image-to-image functionality implemented in the Diffusers library<sup>3</sup>. Because the existing pre-trained weights already generalize very well, we do not fine-tune Stable Diffusion on domain specific data in the context of this paper.

## 4. Experiments

In the following experiments, qualitative results for the inpainting process using Stable Diffusion and Pix2Pix are presented. Furthermore we show the dataset generation costs and investigate the usability of the generated dataset.

### 4.1. Inpainting using Pix2Pix

For the experiments with Pix2Pix we use an open source PyTorch implementation<sup>4</sup> of the model. We train on a selection of about 1500 images from a proprietary dataset con-

<sup>3</sup>GitHub: <https://github.com/huggingface/diffusers>

<sup>4</sup>GitHub: <https://github.com/junyanz/pytorch-CycleGAN-and-pix2pix>

Hyperparameter	Value
Resolution	256x256
Epochs	2000
Optimizer	Adam
Learning Rate	$2e-4$
Learning Rate Scheduling	Cosine
Final Learning Rate	$2e-6$

Table 1: Pix2Pix Hyperparameters. All hyperparameters that are not named are kept as in the original implementation.

taining various airborne objects. Each frame is annotated with a bounding box, class label and a segmentation mask. No synthetic data of any kind is contained in the dataset. Table 1 contains the changed hyperparameters. We train for 2000 epochs on a resolution of 256x256 pixel. The Learning Rate Scheduling follows a cosine function starting at  $2e-4$  to  $2e-6$ . As optimizer we use Adam, like the original implementation.

The resulting images, shown in Figures 4b and 4d, prove that the proposed method works in general. Especially small objects are realistically looking. Problems occur if large segmentation masks are used. The coloring of the object itself is not realistic and around the object artefacts are visible, like shown in Figure 4b. In some cases there is significant contrast between masked region and the rest of the patch. This is especially noticeable when the background image has an orange hue. This behaviour is probably due to training bias, while the used training data provides different backgrounds, sunsets are rather uncommon. When the inference result is merged with the large image, the cropped area is visible in some cases. Again this problem is particularly noticeable with orange backgrounds, see Figure 4b.

While the coloring of Pix2Pix still needs improvement, objects completely fill the given segmentation mask. This means that the position of the inpainted object is exactly at the specified location, which enables the creation of the required bounding boxes.

### 4.2. Inpainting using Stable Diffusion

Two high-resolution background images are used to evaluate the inpainting process with Stable Diffusion. We use one fixed inpainting mask per image for all experiments. The prompts for guiding the diffusion process are kept simple and follow the scheme: "a photograph of [object], Nikon D850". The "[object]" part is replaced by the desired dataset class *e.g.* "an airplane". The appendix "[...], Nikon D850" refers to a certain type of camera which results in a photo-realistic style of the synthesized image region. This particular model was chosen because it is a full-frame camera that is often used for landscape photography.

Hyperparameter	Value
Sampling Method	DDIM
Sampling Steps	50
Denosing Strength	0.9
CFG Scale	7
Resolution	512x512

Table 2: Stable Diffusion Hyperparameters. The same set of hyperparameters is used for all diffusion processes. All hyperparameters that are not named are kept as in the original implementation.

The same set of hyperparameters presented in Table 2 is used for all diffusion processes. They were selected by a grid search and a qualitative analysis of the results.

Figures 4a and 4c show the inpainting results generated using the previously described method, prompt and hyperparameters. In general the generated objects look realistic and the synthetically generated region blends into the whole picture really well. It can be clearly seen that the created objects do not completely fill the masked area. This fact makes it problematic to use the mask as a reference for the bounding box of the object. Apart from that, a slight color difference can be seen within the masked region. This could facilitate the detection of the pasted object.

### 4.3. Dataset Generation

In order to study the usability of the generated data, we synthesise a dataset containing about 7000 images using different backgrounds. The background images cover different weather, cloud and lighting, an example of this can be seen in Figure 4. Further no preexisting objects should appear in the image and at least the top half of the image has to show sky. The size and aspect ratio of the images can vary but should at least be bigger than the crop used for inpainting. The airborne objects are sampled random from the dataset used to train Pix2Pix. This results in a matching class distribution of the generated dataset and the training dataset. The number of instances per class can be seen in Table 3. Our trained Pix2Pix model is used as the generative model of the pipeline, because the extracted ground truth is more accurate than with Stable Diffusion. Furthermore the inference time is similar for both models, with the GAN approach requiring less VRAM during inference at about 1 GB. For comparison, Stable Diffusion requires about 8 GB. This low video memory requirement enables our proposed data generation pipeline to run on consumer hardware.

Using Pix2Pix with an input size of 256x256, the time to create a single image with the proposed pipeline is about 0.5 seconds. This measurement was performed on a NVIDIA RTX 2060 and an Intel i5-9600K@3.7GHz. Some examples of the generated images can be seen in Figure 5. For

Class	Number of Instances
Large Airplane	1695
Small Airplane	1255
Very Small Airplane	46
Helicopter	2201
Drone	961
Hot Air Balloon	315
Paraglider	565
Airship	42

Table 3: Synthetic Dataset Overview over all splits. Here one image contains one instance.

Hyperparameter	Value
Resolution	256x256
Epochs	300
Optimizer	SGD
Batch Size	64
Learning Rate	1e-2
Learning Rate Scheduling	Cosine
Final Learning Rate	1e-4

Table 4: YOLOv8s Hyperparameters. All hyperparameters that are not named are kept as in the original implementation.

our small scale test we generated 5900 training images as well as 590 test and validation images. Each split uses different background images. In order to achieve a high variety of objects the training split contains the 4300 objects used in training Pix2Pix while the other two splits share 500 objects. However those objects were never seen by Pix2Pix. The objects are placed in the upper half of the image, to make sure they appear in the sky and not on the ground. Only one object is inpainted per image in the limited scope of this paper. The proposed method is easily extendable to multiple objects per image.

**Domain Gap Investigation** To investigate the domain gap, we evaluate the object detection performance on the synthetically generated data and the dataset used for training the Pix2Pix model. We train an open source adaption<sup>5</sup> of the YOLO [13] object detector only on the real world dataset. Using 80% of the dataset for training and 20% for validation, a validation mAP of 70.1% could be achieved. We then evaluated the model performance on the synthetic dataset. Thereby a mAP of 32.9% was reached. All tracked validation metrics are listed in Table 5. Note that the backgrounds used for generating images are unseen for both the generator and the object detector.

The decrease in detection performance can be explained

<sup>5</sup>GitHub: <https://github.com/ultralytics/ultralytics>




Figure 4: Data Generation Results. The images show exemplary selected outputs of the proposed data generation pipeline. The left column is generated by using Stable Diffusion (SD) for inpainting. Pix2Pix was used for generating the right column.




Figure 5: Data Generation Results. The images show close-ups of selected samples of the generated data set. The classes of the objects are mentioned in the captions. The upper row shows qualitatively worse results compared to the lower row.


if precision and recall are considered. The recall is on a similar level for both datasets but the precision is significantly decreased on the generated dataset compared to the real validation set. This leads to the conclusion that the objects are detected successfully but are misclassified more frequently on synthetic data. A likely explanation for that are the abstract textures that the generated objects tend to have.

The above statement can be confirmed by visualizing the output of the object detection model, as shown in Figure 6. The ground truth box is drawn in green. The red box is the predicted object position. It is noticeable that the color

difference within the inpainted area does not seem to negatively affect the prediction. In general, the observations show that there is room for improvement in closing the domain gap, although the object recognition model may be successfully deceived in some images. This shows that the proposed data generation pipeline is suitable for generating large training datasets. However, the quality of the generated objects needs further improvement.

Dataset	mAP	mAP@50	Precision	Recall
Inhouse	0.701	0.805	0.866	0.654
Generated	0.329	0.600	0.542	0.713

Table 5: Object Detection Validation Results. The table compares common object detection metrics for the inhouse dataset and the generated one. The recall is on par for both but the classification performance is decreased on the generated dataset.



(a) OD, Background 1 [1]

(b) OD, Background 2 [7]

Figure 6: Object Detection Results. Both images show a successful object detection on generated images. The predicted bounding box nearly matches the ground truth.

## 5. Conclusion

We tested two different generative models for inpainting airborne objects into high-resolution images, with the goal of creating datasets for training and validation of object detection models. While diffusion models show good qualitative results out of the box, the extracted ground truth bounding boxes have limited accuracy. However, for the training and validation of object detection models, high quality ground truth is essential. To overcome this issue, significant adaptations to the LDM and a fine-tuning might be necessary.

The experiments with the trained Pix2Pix model show its capabilities of inpainting objects into existing images. While the coloring of the synthesized image region is a problem, the position of the objects is exactly at the given location and the mask is completely filled out. That allows for accurate extraction of ground truth bounding boxes.

We have shown that our proposed data generation pipeline allows to create DAA datasets of high-resolution images in feasible time. It is possible to swap out the generative model as needed. Thus, the method can be easily applied to future state-of-the-art generative models. In future work it needs to be demonstrated whether training an object detector on the generated data has an actual benefit on the resulting performance, robustness and generalizability. Possible approaches would be pre-training or enrichment of the main dataset. Extension to simultaneous generation of multiple objects or other tasks such as semantic segmenta-

tion are other interesting areas of research.

## References

- [1] Jörg Bergmann. Golden hour. (Available at <https://flickr.com/photos/gomera/28739518988/>. Date last accessed 08-Mar-2023).
- [2] Laurent Dinh, David Krueger, and Yoshua Bengio. Nice: Non-linear independent components estimation. *arXiv preprint arXiv:1410.8516*, 2014.
- [3] Ian Goodfellow, Jean Pouget-Abadie, Mehdi Mirza, Bing Xu, David Warde-Farley, Sherjil Ozair, Aaron Courville, and Yoshua Bengio. Generative adversarial nets. In Z. Ghahramani, M. Welling, C. Cortes, N. Lawrence, and K.Q. Weinberger, editors, *Advances in Neural Information Processing Systems*, volume 27. Curran Associates, Inc., 2014.
- [4] Jonathan Ho, Ajay Jain, and Pieter Abbeel. Denoising diffusion probabilistic models. *Advances in Neural Information Processing Systems*, 33:6840–6851, 2020.
- [5] Phillip Isola, Jun-Yan Zhu, Tinghui Zhou, and Alexei A Efros. Image-to-image translation with conditional adversarial networks. *CVPR*, 2017.
- [6] Diederik P Kingma and Max Welling. Auto-encoding variational bayes. *arXiv preprint arXiv:1312.6114*, 2013.
- [7] Paulius Malinovskis. Overnight sleeping cabins. (Available at <https://flickr.com/photos/134741223@N04/21896580596/>. Date last accessed 08-Mar-2023).
- [8] Stefan Milz, Martin Simon, Kai Fischer, and Maximilian Pöpperl. Points2pix: 3d point-cloud to image translation using conditional generative adversarial networks. *CoRR*, abs/1901.09280, 2019.
- [9] Mehdi Mirza and Simon Osindero. Conditional generative adversarial nets. *CoRR*, abs/1411.1784, 2014.
- [10] George Papamakarios, Theo Pavlakou, and Iain Murray. Masked autoregressive flow for density estimation. *Advances in neural information processing systems*, 30, 2017.
- [11] Xingchao Peng, Baochen Sun, Karim Ali, and Kate Saenko. Learning deep object detectors from 3d models. In *Proceedings of the IEEE international conference on computer vision*, pages 1278–1286, 2015.
- [12] Aditya Ramesh, Mikhail Pavlov, Gabriel Goh, Scott Gray, Chelsea Voss, Alec Radford, Mark Chen, and Ilya Sutskever. Zero-shot text-to-image generation. In *International Conference on Machine Learning*, pages 8821–8831. PMLR, 2021.
- [13] Joseph Redmon and Ali Farhadi. Yolov3: An incremental improvement. *arXiv preprint arXiv:1804.02767*, 2018.
- [14] Robin Rombach, Andreas Blattmann, Dominik Lorenz, Patrick Esser, and Björn Ommer. High-resolution image synthesis with latent diffusion models. In *Proceedings of the IEEE/CVF Conference on Computer Vision and Pattern Recognition*, pages 10684–10695, 2022.
- [15] Olaf Ronneberger, Philipp Fischer, and Thomas Brox. U-net: Convolutional networks for biomedical image segmentation. volume 9351, pages 234–241, 10 2015.
- [16] Jascha Sohl-Dickstein, Eric Weiss, Niru Maheswaranathan, and Surya Ganguli. Deep unsupervised learning using nonequilibrium thermodynamics. In *International Conference on Machine Learning*, pages 2256–2265. PMLR, 2015.

- [17] Yang Song and Stefano Ermon. Generative modeling by estimating gradients of the data distribution. *Advances in neural information processing systems*, 32, 2019.
- [18] Chen Sun, Abhinav Shrivastava, Saurabh Singh, and Abhinav Gupta. Revisiting unreasonable effectiveness of data in deep learning era. In *Proceedings of the IEEE international conference on computer vision*, pages 843–852, 2017.