

Improvements to SHINS, the SHARK-NIR Instrument Software, during the AIT phase.

Davide Ricci^{*,a}, Fulvio Laudisio^a, Marco De Pascale^b, Sona Shivaji Rao Chavan^a, and Andrea Baruffolo^a

^aINAF – Osservatorio Astronomico di Padova, Vicolo dell’Osservatorio 5, I-35122, Padua, Italy
^bCINECA – Via Magnanelli 6, I-40033, Casalecchio di Reno, Bologna, Italy

ABSTRACT

In the context of SHARK-NIR (System for coronagraphy with High Order adaptive optics in Z and H band), we present the development of SHINS, the SHARK-NIR INstrument control Software, in particular focusing on the changes introduced during the Assembly, Integration, and Test (AIT) phase.

SHARK-NIR observing sessions will be carried out with “ESO-style” Observation Blocks (OBs) based on so-called Templates scripts that will be prepared by observers. We decided to develop Templates also for the large number of AIT tests (flexures, coronagraphic mask alignment, scientific camera performances...). Here we present the adopted HTTP API for the OBs generation and a web-based frontend that implements it.

Taking advantage of this approach, we decided to expose APIs also for individual device movement and monitoring, as well as for general status. These APIs are then used in the web-based instrument control and synoptic panels.

During the recent AIT phase, a potential collision issue between two motorized components emerged. While we are exploring the possibility of a hardware interlock, we present a software solution developed at the Observation Software level, that is also available while using other software such as engineering panels. The system is based on three protection layers and it has been successfully tested.

Keywords: SHARK, Instrument Control Software, Software, Spectroscopy, Imaging, Astronomy, HTTP API,

1. INTRODUCTION

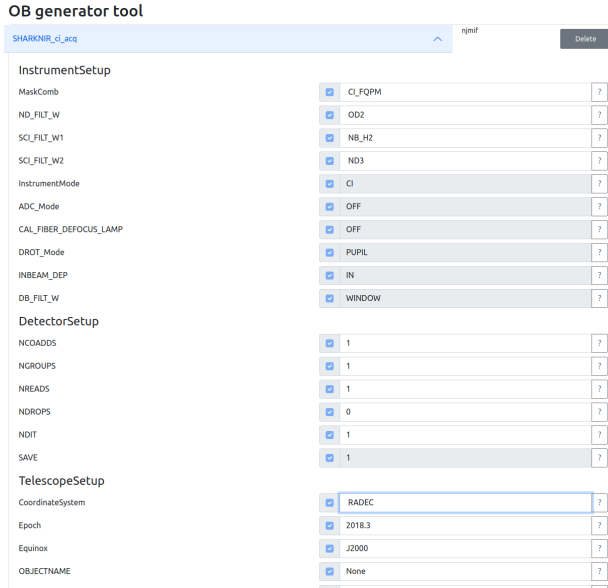
The SHARK-NIR instrument,¹⁻³ is a forthcoming facility for the LBT (Large Binocular Telescope), Arizona, USA. It provides a scientific camera and a set of masks and filters mainly for coronagraphic and direct imaging capabilities, as well as a setup for long slit spectroscopy at low and middle resolution.⁴⁻⁶ A fast deformable mirror in the optical path provides NCPA corrections, residual tip-tilt correction, and the fine alignment of the scientific target behind the coronagraphic masks, while a set of lamps are foreseen for calibration.

SHARK-NIR successfully passed the PSR process on May 2022, and recently approached the first run of the Pre-Commissioning phase, which foresees the clean room re-integration at LBT.

This paper is part of a series of contributions to this conference⁷⁻⁹ describing the current development status of SHARK-NIR subsystems. In particular, we present the progress in the status of the SHARK Instrument control Software (SHINS)^{10,11} during the wider process of Assembly, Integration and Test phase.¹²⁻¹⁹

An overview of the software components is shown in Sect. 2. The development of the generator of Observation Blocks is treated in Sect. 3. The Instrument Control panel and Synoptic panel are described in Sect. 4. The specific software system to avoid collision is presented in Sect. 5. Conclusions are presented in Sect. 6.

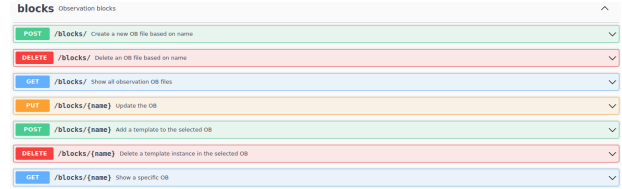
*Contact information: D.R: davide.ricci@inaf.it, +39-049-829-3480



(a) Instance of the `ci_acq` template in a new OB.



(b) OB containing 4 template instances.



(c) Swagger documentation of the API calls.

Figure 1: Screenshot of the OB generator tool and API documentation.

2. OVERVIEW

SHINS instrument control software is currently composed by different processes. The higher level is developed in Python and it is called sequencer (`seq`). The sequencer interacts with the Observation Software C++-based process (`obs_ctrl`). The Observation Software is the central component and for such reason it interacts will all the subsystems: the Data Manager C++-based process (`data_mgr`), and three custom configurations of the general-purpose software `basdard` provided by the Max Planck Institute for Astrophysics, dedicated to motion components. Moreover, dedicated modules interfaces with the internal tiptilt correction system, the scientific camera, and finally the telescope.

Motion components are distinguished between: motion, calibration and tracking, corresponding to three configurations for the control electronic, called MoCon, developed at MPIA, that controls all the motors. Three processes running on the sharknir workstation provide the service to control each motorized stage and communicate with the MoCon: the control of the motor wheels (`motion_ctrl`), the tracking devices (`track_ctrl`) and the calibration unit subsystem (`calunit_ctrl`).

A dedicated Real Time Computer called BCU (Basic Computational Unit) controls an internal deformable mirror and a technical camera; the service `tiptilt_ctrl` mediates the communication between `obs_ctrl` and the BCU.

The scientific camera and the cryo-vacuum system are controlled by interfacing to the specific control software provided by the Steward Observatory written using the INDI protocol, house-developed at LBT, running on a separate workstation. The scientific camera workstation also hosts a replica of the LBTI instrument webpage as a helper tool during commissioning. It will be used only to control AO and to send telescope presets. It could become a definitive configuration depending on the outcome of commissioning time using this tool.

Finally, the service `tcs_ctrl` mediates the communication with the telescope.

3. TEMPLATES AND OBSERVATION BLOCKS

SHARK-NIR is thought to be operated by means of Observing Blocks (OBs), in the same way this is done with instruments hosted in modern astronomical observatories such as the Very Large Telescope (VLT).

The underlying communication engine between the processes is Internet Communication Engine (ICE) developed by company ZeroC. A service-oriented architecture framework, called Twice As Nice (TaN), developed at MPIA-Heidelberg, mediates the communication with the `basdard` processes.

OBs are stored as XML files; the content specifies the sequence of scripts for automated operations, called Templates, and the parameters to be passed to them. Each template implements an observation, calibration or maintenance procedure. It is composed by a reference file, describing all the parameters which are fixed during the execution of the template; a signature file, describing all the parameters the user can specify; and a template script, which is the actual implementation of the procedure. OBs can be prepared with any XML generator software, for example the Observation Tool (OT) generator of the LBT Observatory.

Templates scripts are implemented as Python scripts accepting four input arguments in the form of Python dictionary, an unordered list of labels (representing the parameters) and values. Each dictionary specifies the setups as follows: Instrument setup; Detector setup; Telescope setup; Real-time tip/tilt subsystem setup. When an OB is loaded, `seq` process operates as follows: reads the specified XML files and extract an ordered list of templates to execute; for each template, the corresponding list of parameters is then checked against its scheme. The resulting Python dictionaries are merged with the ones containing the fixed parameters to obtain a complete setup. Finally, the OB is executed. During execution, `seq` calls the list of Python scripts in the order specified by the OB, passing the corresponding dictionary objects as parameter.

In order to test observation, calibration and maintenance templates before the commissioning at LBT, a web-based generator of OB in XML format was developed. The webtool is shown in 1. It is based on a Representational State Transfer Application Programming Interface (REST API) that use the common HTTP verbs (`GET` to retrieve a resource, `PUT` to modify it, `POST` to create a new resource, `DELETE` to delete it.) The Python package `Flask RestX` was used to build the API, in order to provide automatic documentation generated by the `Swagger` module*, a set of tools that simplify API development and documentation for users, teams, and enterprises.

On top of the API, a web interface was built. The interface allows: 1. the creation of a new OB; 2. the addition of templates within an OB; 3. a quick editing of the free template parameters, as well as a check of the value of the fixed parameters; 4. drag and drop reordering of the templates; 5. the possibility to choose a name for OB saving.

4. INSTRUMENT CONTROL PANEL AND SYNOPTIC PANEL

SHARK-NIR uses the TaN framework to manage all motor devices, which are divided in `calunit_ctrl`, `motion_ctrl`, and `track_ctrl` services. This framework provides a low-level Graphical User Interface (GUI) developed in Qt, for each one of these services. Each one of these GUIs allows to select one device at the time, to move it in the home or named positions, or perform absolute or relative movements.

While this solution is robust and acts as a low level software interface (i.e. at a lower level with respect the OS software layer), it does not allow a global overview of the devices.

For this reason, we decided to develop a “global” Instrument Control panel for SHARK-NIR. We chose to go on with the APIs approach already used for the OB generator tool, exposing HTTP methods to get and manage the status of devices. This means that these controls pass through the OS layer, as opposite to what happens with TaN GUIs.

On top of these APIs we developed a web-based visualization tool also presented in this conference²⁰ (see Fig. 2, Left). The API methods allow enough modularity to show ad a simple web form all or individual devices, so that it is possible to re-use the visualization of a singular “web form device” as snippet in other visualizations, or use it “detached” as a popup, if needed.

The Synoptic panel (see Fig. 2, Right) is used to show a graphical representation of the instrument’s hardware devices, in order for the operator to have a quick view of the setup. It does not reflects the real spatial displacement of the components; it shows the devices as they are crossed by the optical path and makes this path easier to understand.

*<https://swagger.io/>

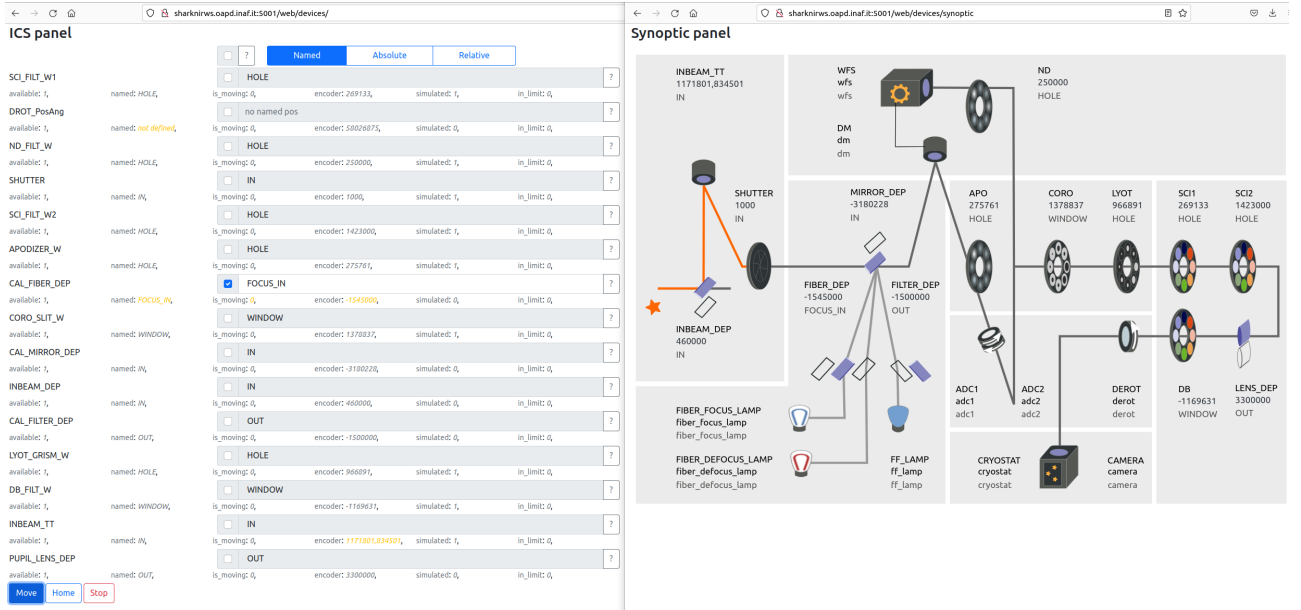


Figure 2: Left: Instrument Control panel. Right: Synoptic panel.

Moreover, the synoptic panel provides a base level of animation for some devices; for instance: the shutter image can be open or closed, and the deployers' position changes on the basis of the setup. Text fields can show the motors position (expressed in steps) and their named position, if applicable.

Finally, the optical path changes its color based on the setup, to enhance whether the light source is coming from a specific calibration lamp or from a source on sky. In Fig. 2 the beam deployer is inserted and the shutter is closed, so the light path stops at the shutter level.

5. ANTI-COLLISION SOFTWARE

During the recent AIT phase, a potential collision issue between two motorized components emerged, namely the coronagraphic motor wheel and the fiber deployer. While we are exploring the possibility of a hardware interlock, we developed a software solution at the Observation Software level, that is also available while using other software such as engineering panels. The anti-collision system is based on three protection layers:

1. The first level of protection consists in the fact that the wheel before making any movement checks the position of the fiber deployer, and if this is below a certain threshold it raises an exception.
2. The second level of protection consists of a couple of functions that intervene during the setup phase of the instrument. The setup is classified according to wheel and deployer movements, and is divided into nine scenarios. Of these nine scenarios, five don't need any special attention, while for the last four the software splits the setup into two or three consecutive steps where the coronagraphic wheel never moves when the fiber is in the cut-off region, minimizing execution times. Eventually, the fiber is moved to the safe region and then returned to the initial position at the end of the wheel setup.
3. The third level of protection is based on a set of callbacks installed on the services controlling the motors. Whenever the coronagraphic slit wheel starts any movement the framework calls back the Observation Software which in turn launches a new thread that controls continuously the calibration fiber deployer position. If it is beyond the interdiction threshold, it commands an abort of the movement and moves the fiber deployer into the safe area. This third level of protection intervenes whenever a movement of the coronagraphic wheel is commanded by *any* client of the motor services, provided that *SHINS* is up and running, thus protecting the instrument also from accidental errors of an operator working with the engineering guis.

The anti-collision system is driven by the Observation Software, and relies on the position of the calibration fiber deployer; for this reason at the startup of the Observation Software such deployer is always homed.

6. CONCLUSION

We presented the progresses in the development of the Instrument Control Software of the forthcoming SHARK-NIR instrument. During the AIT phase, several unattended necessities emerged.

The first one was to make up for the lack of an OB generator tool. We then developed a web interface built over HTTP APIs to generate and edit Observation blocks based on Templates.

The second was relative of the risk of collision between two motorized components. Being these components driven by two separate processes, an anti-collision software was developed at the Observation Software level to manage all possible scenarios.

The effort of developing solutions for these problems allowed us to develop solutions flexible enough to be also used for the implementation of a web-based Instrument Control panel and a Synoptic panel, that will be used during all the commissioning phase, and surely during the subsequent operations at the telescope.

REFERENCES

- [1] Viotto, V., Farinato, J., Greggio, D., Vassallo, D., Carolo, E., Baruffolo, A., Bergomi, M., Carlotti, A., De Pascale, M., D’Orazi, V., Fantinel, D., Magrin, D., Marafatto, L., Mohr, L., Ragazzoni, R., Salasnich, B., and Verinaud, C., “SHARK-NIR system design analysis overview,” in [*Modeling, Systems Engineering, and Project Management for Astronomy VI*], Angeli, G. Z. and Dierickx, P., eds., *Society of Photo-Optical Instrumentation Engineers (SPIE) Conference Series* **9911**, 991127 (Aug. 2016).
- [2] Farinato, J., Bacciotti, F., Baffa, C., Baruffolo, A., Bergomi, M., Bongiorno, A., Carbonaro, L., Carolo, E., Carlotti, A., Centrone, M., Close, L., De Pascale, M., Dima, M., D’Orazi, V., Esposito, S., Fantinel, D., Farisato, G., Gaessler, W., Giallongo, E., Greggio, D., Guyon, O., Hinz, P., Lisi, F., Magrin, D., Marafatto, L., Mohr, L., Montoya, M., Pedichini, F., Pinna, E., Puglisi, A., Ragazzoni, R., Salasnich, B., Stangalini, M., Vassallo, D., Verinaud, C., and Viotto, V., “SHARK-NIR: from K-band to a key instrument, a status update,” in [*Adaptive Optics Systems V*], Marchetti, E., Close, L. M., and Véran, J.-P., eds., *Society of Photo-Optical Instrumentation Engineers (SPIE) Conference Series* **9909**, 990931 (July 2016).
- [3] Farinato, J., Pedichini, F., Pinna, E., Bacciotti, F., Baffa, C., Baruffolo, A., Bergomi, M., Bruno, P., Cappelaro, E., Carbonaro, L., Carlotti, A., Centrone, M., Close, L., Codona, J., Desidera, S., Dima, M., Esposito, S., Fantinel, D., Farisato, G., Fontana, A., Gaessler, W., Giallongo, E., Gratton, R., Greggio, D., Guerra, J. C., Guyon, O., Hinz, P., Leone, F., Lisi, F., Magrin, D., Marafatto, L., Munari, M., Pagano, I., Puglisi, A., Ragazzoni, R., Salasnich, B., Sani, E., Scuderi, S., Stangalini, M., Testa, V., Verinaud, C., and Viotto, V., “SHARK (System for coronagraphy with High order Adaptive optics from R to K band): a proposal for the LBT 2nd generation instrumentation,” in [*Ground-based and Airborne Instrumentation for Astronomy V*], Ramsay, S. K., McLean, I. S., and Takami, H., eds., *Society of Photo-Optical Instrumentation Engineers (SPIE) Conference Series* **9147**, 91477J (Aug. 2014).
- [4] Farinato, J., Agapito, G., Bacciotti, F., Baffa, C., Baruffolo, A., Bergomi, M., Bianco, A., Bongiorno, A., Carbonaro, L., Carolo, E., Carlotti, A., Chinellato, S., Close, L., De Pascale, M., Dima, M., D’Orazi, V., Esposito, S., Fantinel, D., Farisato, G., Gaessler, W., Giallongo, E., Greggio, D., Guyon, O., Hinz, P., Lessio, L., Magrin, D., Marafatto, L., Mesa, D., Mohr, L., Montoya, M., Pedichini, F., Pinna, E., Puglisi, A., Ragazzoni, R., Salasnich, B., Stangalini, M., Vassallo, D., Verinaud, C., Viotto, V., and Zanutta, A., “SHARK-NIR: the coronagraphic camera for LBT in the AIV phase at INAF-Padova,” in [*Adaptive Optics Systems VI*], Close, L. M., Schreiber, L., and Schmidt, D., eds., *Society of Photo-Optical Instrumentation Engineers (SPIE) Conference Series* **10703**, 107030E (July 2018).
- [5] Marafatto, L., Bergomi, M., Biondi, F., Carolo, E., Chinellato, S., De Pascale, M., Dima, M., Farinato, J., Greggio, D., Lessio, L., Magrin, D., Portaluri, E., Ragazzoni, R., Vassallo, D., and Viotto, V., “The AIV concept of SHARK-NIR, a new coronagraph for the Large Binocular Telescope,” in [*Ground-based and Airborne Instrumentation for Astronomy VII*], Evans, C. J., Simard, L., and Takami, H., eds., *Society of Photo-Optical Instrumentation Engineers (SPIE) Conference Series* **10702**, 107024C (July 2018).

- [6] Carolo, E., Vassallo, D., Farinato, J., Agapito, G., Bergomi, M., Biondi, F., Chinellato, S., Carlotti, A., De Pascale, M., Dima, M., D’Orazi, V., Greggio, D., Magrin, D., Marafatto, L., Mesa, D., Pinna, E., Portaluri, E., Puglisi, A., Ragazzoni, R., Stangalini, M., Umbriaco, G., and Viotto, V., “SHARK-NIR coronagraphic simulations: performance dependence on the Strehl ratio,” in [*Optical and Infrared Interferometry and Imaging VI*], Creech-Eakman, M. J., Tuthill, P. G., and Mérand, A., eds., *Society of Photo-Optical Instrumentation Engineers (SPIE) Conference Series* **10701**, 107012B (July 2018).
- [7] Marafatto, L. et al., “SHARK-NIR on its way to LBT,” in [*Ground-based and Airborne Instrumentation for Astronomy IX*], Proc. SPIE **12184-142** (2022).
- [8] Farinato, J. et al., “Adaptive Optics Systems VIII,” in [*Software and Cyberinfrastructure for Astronomy VII*], Proc. SPIE **12185-74** (2022).
- [9] Bergomi, M. et al., “Modeling, Systems Engineering, and Project Management for Astronomy X,” in [*Software and Cyberinfrastructure for Astronomy VII*], Proc. SPIE **12187-8** (2022).
- [10] De Pascale, M., Baruffolo, A., Salasnich, B., Ricci, D., Briegel, F., Farinato, J., Biondi, F., Grenz, P., and Vassallo, D., “SHARK-NIR: implementation of the instrument control software SHINS,” in [*Society of Photo-Optical Instrumentation Engineers (SPIE) Conference Series*], *Society of Photo-Optical Instrumentation Engineers (SPIE) Conference Series* **11452**, 114521T (Dec. 2020).
- [11] De Pascale, M., Baruffolo, A., Salasnich, B., Bergomi, M., Briegel, F., D’Orazi, V., Downey, E. C., Farinato, J., Hinz, P. M., Marafatto, L., Mohr, L., and Viotto, V., “Design of SHINS: the SHARK-NIR instrument control software,” in [*Software and Cyberinfrastructure for Astronomy V*], Guzman, J. C. and Ibsen, J., eds., *Society of Photo-Optical Instrumentation Engineers (SPIE) Conference Series* **10707**, 107071M (July 2018).
- [12] Ricci, D., Baruffolo, A., Salasnich, B., De Pascale, M., Campana, S., Claudi, R., Schipani, P., Aliverti, M., Ben-Ami, S., Biondi, F., Capasso, G., Cosentino, R., D’Alessio, F., D’Avanzo, P., Hershko, O., Kuncarayakti, H., Landoni, M., Munari, M., Pignata, G., Rubin, A., Scuderi, S., Vitali, F., Young, D., Achrén, J. M., Araiza-Durán, J. A., Arcavi, I., Brucalassi, A., Bruch, R., Cappellaro, E., Colapietro, M., Della Valle, M., Di Benedetto, R., D’Orsi, S., Gal-Yam, A., Genoni, M., Hernandez, M., Kotilainen, J., Li Causi, G., Mattila, S., Rappaport, M., Riva, M., Smartt, S., Sanchez, R. Z., Stritzinger, M., Ventura, H., and Radhakrishnan, K., “Development status of the SOXS instrument control software,” in [*Society of Photo-Optical Instrumentation Engineers (SPIE) Conference Series*], *Society of Photo-Optical Instrumentation Engineers (SPIE) Conference Series* **11452**, 114522Q (Dec. 2020).
- [13] Ricci, D., Baruffolo, A., Salasnich, B., Fantinel, D., Urrutia, J., Campana, S., Claudi, R., Schipani, P., Aliverti, M., Ben-Ami, S., Biondi, F., Brucalassi, A., Capasso, G., Cosentino, R., D’Alessio, F., D’Avanzo, P., Diner, O., Kuncarayakti, H., Munari, M., Rubin, A., Scuderi, S., Vitali, F., Achrén, J., Araiza-Durán, J. A., Arcavi, I., Bianco, A., Cappellaro, E., Colapietro, M., Della Valle, M., D’Orsi, S., Fynbo, J., Gal-Yam, A., Genoni, M., Hirvonen, M., Kotilainen, J., Kumar, T., Landoni, M., Lehti, J., Li Causi, G., Marafatto, L., Mattila, S., Pariani, G., Pignata, G., Rappaport, M., Riva, M., Smartt, S., Turatto, M., and Zánmar Sánchez, R., “Architecture of the SOXS instrument control software,” in [*Software and Cyberinfrastructure for Astronomy V*], Guzman, J. C. and Ibsen, J., eds., *Society of Photo-Optical Instrumentation Engineers (SPIE) Conference Series* **10707**, 107071G (July 2018).
- [14] Cabona, L., Ricci, D., Marini, A., Santostefano, M., Aliverti, M., La Camera, A., Righi, C., and Tosi, S., “Cerberus: A three-headed instrument for the OARPAF telescope,” in [*Society of Photo-Optical Instrumentation Engineers (SPIE) Conference Series*], *Society of Photo-Optical Instrumentation Engineers (SPIE) Conference Series* **11447**, 114475J (Dec. 2020).
- [15] Marafatto, L., Bergomi, M., Biondi, F., Carolo, E., De Pascale, M., Greggio, D., Lessio, L., Mesa, D., Radhakrishnan Santhakumari, K. K., Umbriaco, G., Vassallo, D., Viotto, V., Bianco, A., Dima, M., D’Orazi, V., Grenz, P., Leisenring, J. M., Mohr, L., Montoya, M., Zanutta, A., Antonucci, S., Arcidiacono, C., Bacciotti, F., Baffa, C., Baruffolo, A., Bongiorno, A., Carlotti, A., Chinellato, S., Close, L., Di Filippo, S., Esposito, S., Farisato, G., Guyon, O., Hinz, P., Magrin, D., Pedichini, F., Pinna, E., Portaluri, E., Puglisi, A., Ragazzoni, R., Rossi, F., and Farinato, J., “SHARK-NIR, toward the installation at the Large Binocular Telescope,” in [*Society of Photo-Optical Instrumentation Engineers (SPIE) Conference Series*], *Society of Photo-Optical Instrumentation Engineers (SPIE) Conference Series* **11448**, 114481M (Dec. 2020).

- [16] Vassallo, D., Bergomi, M., Biondi, F., Carolo, E., Greggio, D., Marafatto, L., Umbriaco, G., Baruffolo, A., De Pascale, M., Plenz, M., Radhakrishnan, K., Viotto, V., Sauvage, J.-F., Fusco, T., and Farinato, J., “Laboratory demonstration of focal plane wavefront sensing using phase diversity: a way to tackle the problem of NCPA in SHARK-NIR,” in [*Society of Photo-Optical Instrumentation Engineers (SPIE) Conference Series*], *Society of Photo-Optical Instrumentation Engineers (SPIE) Conference Series* **11447**, 1144753 (Dec. 2020).
- [17] Marafatto, L., Biondi, F., Carolo, E., Umbriaco, G., Bergomi, M., De Pascale, M., Greggio, D., Lessio, L., Radhakrishnan Santhakumari, K. K., Vassallo, D., Viotto, V., and Farinato, J., “SHARK-NIR: challenges and solutions of a high contrast imager alignment,” in [*Society of Photo-Optical Instrumentation Engineers (SPIE) Conference Series*], *Society of Photo-Optical Instrumentation Engineers (SPIE) Conference Series* **11447**, 1144750 (Dec. 2020).
- [18] Umbriaco, G., Carolo, E., Vassallo, D., Greggio, D., Marafatto, L., Farinato, J., Baudoz, P., Bergomi, M., Biondi, F., Lessio, L., Carlotti, A., Ragazzoni, R., and Viotto, V., “The optical alignment of the coronagraphic masks of SHARK-NIR: paving the way for exoplanets detection and characterization,” in [*Society of Photo-Optical Instrumentation Engineers (SPIE) Conference Series*], *Society of Photo-Optical Instrumentation Engineers (SPIE) Conference Series* **11447**, 114474R (Dec. 2020).
- [19] Vassallo, D., Farinato, J., Sauvage, J. F., Fusco, T., Greggio, D., Carolo, E., Viotto, V., Bergomi, M., Marafatto, L., Baruffolo, A., and De Pascale, M., “Validating the phase diversity approach for sensing NCPA in SHARK-NIR, the second-generation high-contrast imager for the Large Binocular Telescope,” in [*Modeling, Systems Engineering, and Project Management for Astronomy VIII*], Angeli, G. Z. and Dierickx, P., eds., *Society of Photo-Optical Instrumentation Engineers (SPIE) Conference Series* **10705**, 1070516 (July 2018).
- [20] Ricci, D. et al., “Toward the remotization and robotization of the OARPAF telescope,” in [*Observatory Operations: Strategies, Processes, and Systems IX*], Proc. SPIE **12186-24** (2022).