

The 1st SpeechWellness Challenge: Detecting Suicidal Risk Among Adolescents

Wen Wu^{*,♠,◇}, Ziyun Cui^{*,♡,♠}, Chang Lei[♣], Yinan Duan[♣], Diyang Qu[♣]
Ji Wu[♡], Bowen Zhou^{♠,♡}, Runsen Chen^{†,♣}, Chao Zhang^{†,♠,♡}

♠ Shanghai Artificial Intelligence Laboratory, China

♡ Department of Electronic Engineering, Tsinghua University, China

♣ Vanke School of Public Health, Tsinghua University, China

◇ Department of Engineering, University of Cambridge, UK

wuwen@pjlab.org.cn, cui-zy24@mails.tsinghua.edu.cn, cz277@tsinghua.edu.cn

Abstract

The 1st SpeechWellness Challenge (SW1) aims to advance methods for detecting suicidal risk in adolescents using speech analysis techniques. Suicide among adolescents is a critical public health issue globally. Early detection of suicidal tendencies can lead to timely intervention and potentially save lives. Traditional methods of assessment often rely on self-reporting or clinical interviews, which may not always be accessible. The SW1 challenge addresses this gap by exploring speech as a non-invasive and readily available indicator of mental health. We release the SW1 dataset which contains speech recordings from 600 adolescents aged 10-18 years. By focusing on speech generated from natural tasks, the challenge seeks to uncover patterns and markers that correlate with suicidal risk.

Index Terms: speech wellness, suicidal risk detection, speech analysis

1. Introduction

Suicide remains a critical global health challenge and is among the leading causes of death among adolescents worldwide [1, 2, 3]. Early detection of suicidal risk is essential for effective prevention and intervention of potential suicide attempts. The diagnosis of suicidal risk is challenging, as individuals exhibit different behaviours, making it difficult to obtain a unified clinical representation of a suicidal individual. It also relies heavily on the subject’s ability, willingness, and honesty in communicating their symptoms, emotions, and thoughts [4]. Clinical interviews and self-report questionnaires are commonly utilised in clinical practice for diagnosis. However, clinical interviews are resource-intensive, requiring substantial human effort and the expertise of well-trained clinicians. Questionnaires, although more cost-effective as screening tools, are prone to issues such as bias, discrimination, and deliberate disguise [5]. This motivates the study of automatic suicidal risk detection [6, 7, 8, 9, 10, 11, 12].

Speech has been shown as a promising biomarker for detecting mental disorders [13, 14, 15] and cognitive diseases [16, 17, 18], as well as suicidal risk [4, 19, 20]. Speech provides a rich source of both semantic and non-semantic (paralinguistic) information, and can be collected in a cheap, remote, non-invasive and non-intrusive way. From the perspective of semantics, suicidal speech tends to have different top words from non-suicidal speech [21]. From the perspective of paralinguistics, difference can be observed in spectral properties, source

features (e.g., jitter, shimmer), prosodic features (e.g., F0), formant characteristics [4], along with increased disfluencies, such as more frequent hesitations and speech errors [22].

In line with Interspeech 2025’s conference theme of *Fair and Inclusive Speech Science and Technology*, we launch the 1st SpeechWellness challenge, with the aim of bringing attention to the importance of mental health in speech technology research and bridging the gap between speech technology, psychology, and healthcare. To the best of our knowledge, this is the first such challenge focused on suicidal risk among adolescents. It is hoped that the challenge could motivate novel algorithms and models that can detect subtle cues in speech related to suicidal risk as well as providing evidence that could inform mental health policies and clinical practices.

2. Challenge Description

The 1st SpeechWellness Challenge (abbreviated as SW1) focuses on advancing techniques for detecting suicidal risk among adolescents through speech analysis. Participants are tasked with developing models that utilise spontaneous and reading speech as digital biomarkers for binary suicidal risk detection (has suicidal risk or not).

The dataset used for the challenge comprises speech recordings from 600 Chinese teenagers aged 10-18 years. All subjects (speakers) have been anonymised before making this dataset available to the challenge participants, which provides a unique opportunity to apply and refine advanced speech technologies for public health while preserving the privacy of all subjects. Details about the dataset and anonymisation method will be discussed in Section 3. Participants are encouraged to leverage a variety of methodologies, including but not limited to signal processing, self-supervised learning foundation models, speech recognition, emotion recognition, and large language models. The goal is to push the boundaries of current technology to create effective tools for early detection and intervention of suicidal risk.

3. The SW1 Challenge Dataset

3.1. Data collection

Data was collected from 600 subjects, aged 10 to 18 years, in 47 elementary and middle schools in Guangdong, China. At-risk students were identified for interviews based on city-wide screening data, including their history of suicide, self-harm behaviour, or experiences of suicidal thoughts. The control group includes non-risk students. Informed consent was obtained

* Equal contribution. † Corresponding author.

北风和太阳争辩，谁最有力量，他们决定，谁能先让路上的行人把衣服脱下，便算是胜利者。北风先施展威力，猛烈地刮了起来；但是风吹得越大，行人就将他的衣服裹得越紧。最后北风无可奈何，请太阳出来，要看看他的本领。刹那间拨云见日，阳光普照，行人们感觉到温暖，便将衣服一件一件地脱下，更加轻松地享受他们的行程。

The North Wind and the Sun were disputing which was the stronger, when a traveller came along wrapped in a warm cloak. They agreed that the one who first succeeded in making the traveller take his cloak off should be considered stronger than the other. Then the North Wind blew as hard as he could, but the more he blew the more closely did the traveller fold his cloak around him; and at last the North Wind gave up the attempt. Then the Sun shined out warmly, and immediately the traveller took off his cloak.

Figure 1: *The North Wind and The Sun passage. The subjects read in mandarin (upper box). English version is provided here for reference.*



Figure 2: *The facial expression used in ER Task. Image taken from [23].*

Task	Avg duration
ER	36.4
PR	47.4
ED	23.5

Table 1: *Average duration (in seconds) of recordings of each task.*

from all subjects and their guardians before data collection, with subjects informed of their rights to withdraw at any time or decline uncomfortable questions. Interviews were conducted by trained research assistants specialising in related fields such as psychology and education, under the supervision of psychiatrists.

The interview contains both open-ended (unstructured tasks) and structured tasks (such as paragraph reading). Data collection was conducted in quiet, sound-proof rooms with only the interviewer and the subject present to avoid disturbances and maintain privacy. Standardised voice recorders were used by interviewers to capture speech data from subjects’ speech tasks, ensuring consistency in audio format and quality. All interviews were conducted in Mandarin. The project has obtained ethical approval from the relevant committee.

The recordings used for the SW1 challenge consist of each subject’s responses to three different speech tasks designed to capture a range of linguistic, cognitive, and emotional features.

1. **Emotional Regulation (ER):** subjects are asked to answer an open-ended question, “Have you ever experienced moments of extreme emotional distress? How do you manage such feelings?”
2. **Passage Reading (PR):** Subjects read the poetry *The North Wind and The Sun*, a passage from Aesop’s Fables commonly used in linguistic studies for examining structures such as morphemes [21]. The passage (with English translation) is shown in Figure 1.
3. **Expression Description (ED):** Given a image of a facial expression (see Figure 2), subjects are ask to describe it.

Diagnosis of suicidal risk was conducted by clinician based on a professional suicide risk assessment: the Mini International Neuropsychiatric Interview for Children and Adolescents (MINI-KID) suicide diagnostic [24]. It is a structured diagnostic interview designed for adolescent, which is considered a

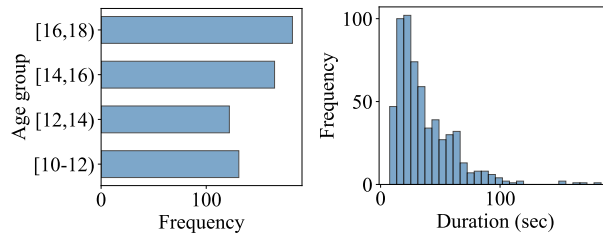


Figure 3: *Distribution of age group.*

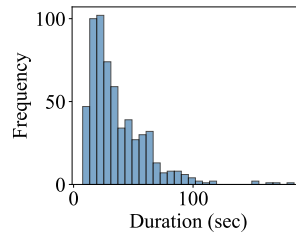


Figure 4: *Histogram of recording duration of the ER task.*

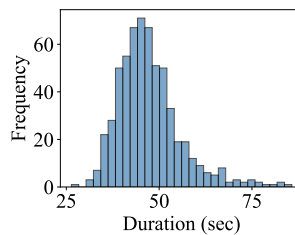


Figure 5: *Histogram of recording duration of the PR task.*

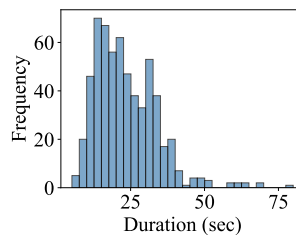


Figure 6: *Histogram of recording duration of the ED task.*

gold standard interview for assessing adolescent psychopathology and has been validated for use by clinicians and researchers to assess suicide risk [25, 26].

The SW1 dataset comprises speech recordings from 600 subjects (420 females and 180 males), evenly divided between 300 non-risk and 300 at-risk individuals. Statistics of age group is shown in Figure 3. The average duration of speech recordings of each task is listed in Table 1 with detailed distribution shown in Figure 4-6. The dataset is split into training, development (dev), and test sets in a 4:1:1 ratio. The participants are required to develop a model to predict the label (has suicidal risk or not) for a subject. They are free to choose whether to use recordings from a single task or a combination of all three tasks.

3.2. The timbre anonymisation process

Given that the subjects are adolescents, a vulnerable population requiring heightened ethical considerations, we adopt additional anonymisation methods to further protect their privacy. Neural voice conversion techniques¹ were applied to alter the timbre of the subjects’ voices while preserving prosody and rhythm so that the essential features for developing the automatic suicidal risk detection system remain intact.

To illustrate the impact of timbre modification, speaker embeddings were extracted from the recordings before and after voice conversion using a pretrained x-vector model². These embeddings are then visualised in Figure 7. The blue points represent speaker embeddings before anonymisation, while the red points represent embeddings after anonymisation. The figure clearly illustrates that the clusters are distinct and separated. The smaller clusters in the upper left, shown in darker colours and set apart from the larger clusters, primarily represent male speakers, while the larger clusters predominantly correspond to female speakers. Since the subjects include chil-

¹Available at: <https://github.com/RVC-Project/Retrieval-based-Voice-Conversion-WebUI>

²Available at: <https://huggingface.co/microsoft/wavlm-base-plus-sv>

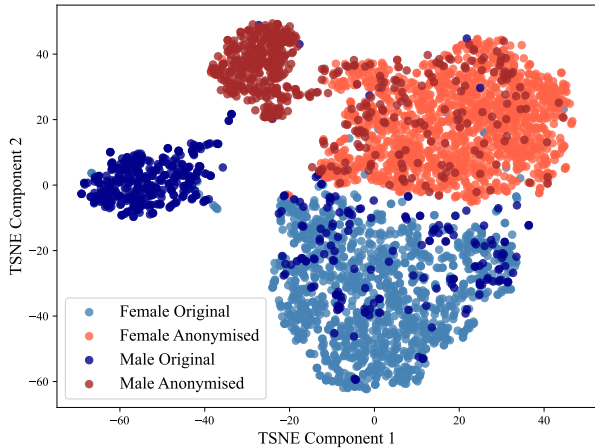


Figure 7: TSNE visualisation of speaker embeddings before (blue) and after (red) anonymisation. Dark points represent male speakers, light points represent female speakers.

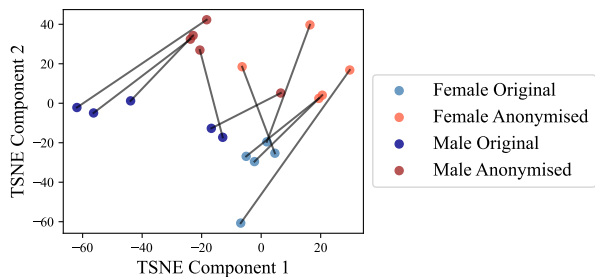


Figure 8: Speaker embeddings of 10 randomly selected cases before and after anonymisation, paired with lines.

dren in the process of voice maturation, some dark points (male) may appear within the lighter clusters (female). Figure 8 shows speaker embeddings of 10 randomly selected cases before and after anonymisation, paired with lines to demonstrate the non-linear nature of the anonymisation transformation.

To further assess the impact of timbre anonymisation on speech intelligibility, the character error rate (CER) was calculated for the original and anonymised recordings³. We first obtain transcriptions for the original and anonymised recordings using a pretrained ASR system⁴, then compute the CER between the ground truth and the transcriptions from the original and anonymised recordings, as well as between the original and anonymised transcriptions. Results are listed in Table 2. The anonymised recordings yield a slightly higher CER than the original recordings, with a 6% CER between transcriptions before and after anonymisation, which is within an acceptable range.

3.3. Response validation and privacy check

Apart from the timbre anonymisation process, we also took action to filter out data that doesn't meet the requirement. The

³Recordings of the passage reading task were used, as ground truth transcripts were available.

⁴Available at: https://www.modelscope.cn/models/iic/speech_paraformer-large-vad-punc_asr_nat-zh-cn-16k-common-vocab8404-pytorch/summary

Ground truth	Original	Anonymised	%CER
✓	✓		21.4
✓		✓	23.8
	✓	✓	6.0

Table 2: CER between the ground truth and the transcriptions from the original and anonymised recordings, as well as between the original and anonymised transcriptions.

I conducted several interviews and now want to determine whether the interviewees completed the assigned tasks (i.e., whether their responses were relevant to the task) / whether the responses from the interviewees contain any sensitive information related to privacy (such as names, locations, or any other information that directly or indirectly involves privacy). I will provide you with a task description and the automatic transcription of the recordings. If the interviewee's response is relevant to the task / does not include sensitive information, answer "Yes"; otherwise, answer "No". Please only respond with "Yes" or "No" and avoid providing any other responses.

Figure 9: Prompt for task relevance (red) and sensitive information exposure (blue) check.

validation process consists of four stages:

1. Response length: check the response contains sufficient content.
2. Task relevance: check the interviewee's responses are relevant to the assigned task.
3. Sensitive information exposure: ensure that no sensitive privacy-related information is revealed in the response.
4. Timbre modification quality: check the intelligibility of the speech after voice conversion.

For the response length check, we filtered out recordings with transcriptions shorter than a threshold of 10 words. To assess the speech quality after timbre modification, we set a CER threshold of 40% between the transcriptions of the original and modified speech and filtered out recordings with a CER exceeding this threshold. We employed GPT-4o⁵ to check task relevance and sensitive information exposure. The instructions were presented in a few-shot manner, with the prompts shown in Figure 9. Along with the prompt, we provided a positive and a negative case to help the agent better complete the task.

4. Baseline Systems

Two baseline systems were provided for the challenge: eGeMAPS+SVM system based on hand-crafted features and traditional machine learning classifiers, and W2V2+BERT system based on foundation models and neural network classifiers.

4.1. The eGeMAPS+SVM baseline

The extended Geneva Minimalistic Acoustic Parameter Set (eGeMAPS) is a standard set of acoustic features commonly used in speech analysis. It contains the fundamental frequency (F0), energy features (e.g., loudness), spectral features (e.g., formant frequencies, HNR), voice quality (e.g., jitter, shimmer), as well as their most common statistical functionals, for a total of 88 features per speech segment. The eGeMAPS+SVM baseline extracts the eGeMAPS feature set from the input speech

⁵<https://platform.openai.com/docs/models/gpt-4o>

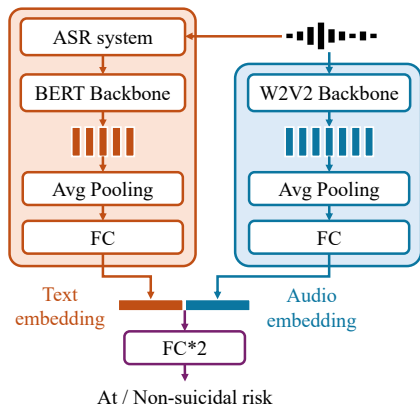


Figure 10: Illustration of the structure of the W2V2+BERT baseline. FC denotes a fully-connected layer.

segment and feeds the features into a support vector machine (SVM) for classification. Results of the three tasks were combined by voting.

The system was implemented using the scikit-learn toolkit. The ER and ED tasks used RBF kernel with $\gamma = 100$ while the PR task used linear kernel. The L2 penalty coefficient was set to 10 for all tasks. The default values were kept for all other hyperparameters.

4.2. The W2V2+BERT baseline

The overall structure of the W2V2+BERT baseline is shown in Figure 10, which contains an audio branch and a text branch. The backbone of the audio branch uses a Wav2Vec 2.0 (W2V2) model⁶ [27], which contains 24 transformer blocks with model dimension 1024 and a total number of 317M parameters, pre-trained on 56k hours of multilingual speech data. The backbone of the text branch uses a BERT model⁷ [28], which contains 12 transformer blocks with model dimension 768 and a total number of 110M parameters, pre-trained on Chinese with a vocabulary size of 21,128.

The training consisted of two stages. In the first stage, the W2V2 backbone and the BERT backbone were separately fine-tuned for suicidal risk detection. In the second stage, features extracted from the two backbones were concatenated and used to train the fused suicidal risk classifier. For the PR task where subjects read the same paragraph, only the W2V2 branch was used. The models were trained by cross-entropy loss. The predictions from the three tasks were combined by averaging their predictive probabilities (softmax outputs), and the final prediction was determined as the class with higher averaged probability.

The models were implemented using PyTorch with Adam optimiser and Cosine learning rate scheduler. The learning rate and batch size used for each task and stage are listed in Table 3. The speech recordings were chunked before feeding into the W2V2 model with a chunk size of 10s and a chunk shift of 6s. All experiments were conducted using a single Nvidia 4090 GPU.

⁶Available at: <https://huggingface.co/facebook/wav2vec2-large-xlsr-53>

⁷Available at: <https://huggingface.co/google-bert/bert-base-chinese>

		Learning rate			Batch size
		ER	PR	ED	
Stage 1	Finetune W2V2	2e-5	5e-5	5e-5	8
	Finetune BERT	5e-5	N/A	5e-5	16
Stage 2	Fusion	1e-5	1e-3	5e-5	16

Table 3: Training parameters for the W2V2+BERT baseline.

Dev / Test	eGeMAPs+SVM	W2V2+BERT
Emotional Regulation	0.52 / 0.51	0.56 / 0.54
Paragraph Reading	0.54 / 0.48	0.57 / 0.54
Expression Description	0.58 / 0.57	0.54 / 0.60
Combined	0.53 / 0.51	0.56 / 0.61

Table 4: Accuracy of the two baselines on the dev and test sets.

4.3. Results

The performance is evaluated by accuracy and the results are listed in Table 4. It can be seen that W2V2+BERT system outperforms the eGeMAPs+SVM system overall. Among the three tasks, the ED task achieves slightly better results. However, the combination of the three tasks does not necessarily lead to improvement, possibly due to the limited capability of the models for each individual task. The participants of the challenge are encouraged to explore more advanced models and sophisticated techniques to enhance suicidal risk detection performance. They may choose to use recordings from a single task or combine data from different tasks, depending on their approach.

5. Conclusion

This paper introduces the 1st SpeechWellness Challenge (SW1), the first challenge targeting at suicidal risk detection among adolescents through speech analysis. The challenge involves diverse subjects and focusing on a vulnerable population segment—adolescents aged 10-18. The dataset collected for the challenge comprises speech recordings from 600 adolescents, each performing three speech tasks: emotional regulation question, passage reading, expression description. All recordings have undergone timbre modification to ensure anonymisation and protect the privacy of the subjects. A further filtering process was also applied to ensure the effectiveness of the responses, and no sensitive information is disclosed. Two baseline models are introduced for the challenge. It is anticipated that the participants in the SW1 challenge will achieve higher accuracy scores by utilising advanced feature selection techniques and more complex models than those used in this paper. The SW1 challenge seeks to highlight the importance of mental health in speech technology research, advances the development of novel algorithms to detect subtle cues in speech related to suicidal risk, and foster collaboration across the fields of speech technology, psychology, and healthcare.

6. References

- [1] World Health Organization, "Suicide worldwide in 2019: Global health estimates," 2021.
- [2] B. Shain, P. K. Braverman, W. P. Adelman, E. M. Alderman, C. C.

- Breuner, D. A. Levine, A. V. Marcell, R. F. O'Brien *et al.*, "Suicide and suicide attempts in adolescents," *Pediatrics*, vol. 138, no. 1, p. e20161420, 2016.
- [3] M. Orii, S. Scardera, L. C. Perret, D. Bolanis, C. Temcheff, J. R. Séguin, M. Boivin, G. Turecki, R. E. Tremblay, S. M. Côté *et al.*, "Mental health problems and risk of suicidal ideation and attempts in adolescents," *Pediatrics*, vol. 146, no. 1, p. e20193823, 2020.
- [4] N. Cummins, S. Scherer, J. Krajewski, S. Schnieder, J. Epps, and T. F. Quatieri, "A review of depression and suicide risk assessment using speech analysis," *Speech Communication*, vol. 71, pp. 10–49, 2015.
- [5] L. Ganzini, L. M. Denneson, N. Press, M. J. Bair, D. A. Helmer, J. Poat, and S. K. Dobscha, "Trust is the basis for effective suicide risk screening and assessment in veterans," *Journal of general internal medicine*, vol. 28, pp. 1215–1221, 2013.
- [6] J. Oh, K. Yun, J.-H. Hwang, and J.-H. Chae, "Classification of suicide attempts through a machine learning algorithm based on multiple systemic psychiatric scales," *Frontiers in Psychiatry*, vol. 8, p. 192, 2017.
- [7] Q. Cheng, T. M. Li, C.-L. Kwok, T. Zhu, and P. S. Yip, "Assessing suicide risk and emotional distress in Chinese social media: A text mining and machine learning study," *Journal of Medical Internet Research*, vol. 19, no. 7, p. e243, 2017.
- [8] C. Su, R. Aseltine, R. Doshi, K. Chen, S. C. Rogers, and F. Wang, "Machine learning for suicide risk prediction in children and adolescents with electronic health records," *Translational Psychiatry*, vol. 10, no. 1, p. 413, 2020.
- [9] A. Roy, K. Nikolitch, R. McGinn, S. Jinah, W. Klement, and Z. A. Kaminsky, "A machine learning approach predicts future risk to suicidal ideation from social media data," *NPJ Digital Medicine*, vol. 3, no. 1, p. 78, 2020.
- [10] T. Zhang, A. M. Schoene, and S. Ananiadou, "Automatic identification of suicide notes with a Transformer-based deep learning model," *Internet Interventions*, vol. 25, p. 100422, 2021.
- [11] S. Ghosh, A. Ekbal, and P. Bhattacharyya, "A multitask framework to detect depression, sentiment and multi-label emotion from suicide notes," *Cognitive Computation*, pp. 1–20, 2022.
- [12] S. Dhelim, L. Chen, H. Ning, and C. Nugent, "Artificial intelligence for suicide assessment using audiovisual cues: A review," *Artificial Intelligence Review*, vol. 56, no. 6, pp. 5591–5618, 2023.
- [13] E. Moore II, M. A. Clements, J. W. Peifer, and L. Weisser, "Critical analysis of the impact of glottal features in the classification of clinical depression in speech," *IEEE Transactions on Biomedical Engineering*, vol. 55, no. 1, pp. 96–107, 2007.
- [14] M. Valstar, J. Gratch, B. Schuller, F. Ringeval, D. Lalanne, M. Torres Torres, S. Scherer, G. Stratou, R. Cowie, and M. Pantic, "AVEC 2016: Depression, mood, and emotion recognition workshop and challenge," in *Proc. ACM-MM*, Amsterdam, 2016.
- [15] W. Wu, C. Zhang, and P. Woodland, "Self-supervised representations in speech-based depression detection," in *Proc. ICASSP*, Rhodes Island, 2023.
- [16] S. Luz, F. Haider, S. de la Fuente, D. Fromm, and B. MacWhinney, "Alzheimer's dementia recognition through spontaneous speech: The ADReSS challenge," in *Proc. Interspeech*, Shanghai, 2020.
- [17] Y. Li, C. Lai, D. Lala, K. Inoue, and T. Kawahara, "Alzheimer's dementia detection through spontaneous dialogue with proactive robotic listeners," in *HRI*, 2022, pp. 875–879.
- [18] Z. Cui, W. Wu, W.-Q. Zhang, J. Wu, and C. Zhang, "Transferring speech-generic and depression-specific knowledge for Alzheimer's disease detection," in *Proc. ASRU*, Taipei, 2023.
- [19] S. Scherer, J. Pestian, and L.-P. Morency, "Investigating the speech characteristics of suicidal adolescents," in *Proc. ICASSP*, Vancouver, 2013.
- [20] Z. Cui, C. Lei, W. Wu, Y. Duan, D. Qu, J. Wu, R. Chen, and C. Zhang, "Spontaneous speech-based suicide risk detection using whisper and large language models," in *Proc. Interspeech*, Kos Island, 2024.
- [21] A. Belouali, S. Gupta, V. Sourirajan, J. Yu, N. Allen, A. Alaoui, M. A. Dutton, and M. J. Reinhard, "Acoustic and language analysis of speech for suicidal ideation among us veterans," *BioData Mining*, vol. 14, no. 1, pp. 1–17, 2021.
- [22] B. Stasak, J. Epps, H. T. Schatten, I. W. Miller, E. M. Provost, and M. F. Armeiy, "Read speech voice quality and disfluency in individuals with recent suicidal ideation or suicide attempt," *Speech Communication*, vol. 132, pp. 10–20, 2021.
- [23] M. I. Conley, D. V. Dellarco, E. Rubien-Thomas, A. O. Cohen, A. Cervera, N. Tottenham, and B. Casey, "The racially diverse affective expression (radiate) face stimulus set," *Psychiatry research*, vol. 270, pp. 1059–1067, 2018.
- [24] D. V. Sheehan, Y. Lecrubier, K. H. Sheehan, P. Amorim, J. Janavs, E. Weiller, T. Hergueta, R. Baker, G. C. Dunbar *et al.*, "The Mini-International Neuropsychiatric Interview (MINI): the development and validation of a structured diagnostic psychiatric interview for DSM-IV and ICD-10," *Journal of clinical psychiatry*, vol. 59, no. 20, pp. 22–33, 1998.
- [25] D. V. Sheehan, K. H. Sheehan, R. D. Shytle, J. Janavs, Y. Bannon, J. E. Rogers, K. M. Milo, S. L. Stock, and B. Wilkinson, "Reliability and validity of the mini international neuropsychiatric interview for children and adolescents (MINI-KID)," *The Journal of Clinical Psychiatry*, vol. 71, no. 3, p. 17393, 2010.
- [26] S. McManimen and M. M. Wong, "Prospective investigation of the interaction between social problems and neuropsychological characteristics on the development of suicide ideation," *Suicide and Life-Threatening Behavior*, vol. 50, no. 2, pp. 545–557, 2020.
- [27] A. Baevski, Y. Zhou, A. Mohamed, and M. Auli, "Wav2vec 2.0: A framework for self-supervised learning of speech representations," in *Proc. NeurIPS*, Vancouver, 2020.
- [28] J. Devlin, M.-W. Chang, K. Lee, and K. Toutanova, "BERT: Pre-training of deep bidirectional Transformers for language understanding," in *Proc. NAACL-HLT*, Minneapolis, 2019.