

Validate Quantum State Preparation Programs

Liyi Li ✉ 

Iowa State University

Anshu Sharma ✉

The College of William and Mary

Zoukarneini Difaizi Tagba ✉

Iowa State University

Sean Frett ✉

Iowa State University

Alex Potanin ✉ 

Australian National University

Abstract

One of the key steps in quantum algorithms is to prepare an initial quantum superposition state with different kinds of features. These so-called *state preparation* algorithms are essential to the behavior of quantum algorithms, and complicated state preparation algorithms are difficult to develop correctly and effectively. This paper presents PQASM: a high-assurance framework implemented with the Coq proof assistant, allowing us to certify our PQASM tool to correctly reflect quantum program behaviors. The key in the framework is to reduce the program correctness assurance of a program containing a quantum superposition state to the program correctness assurance for the program state without superposition. The reduction allows the development of *an effective testing framework for testing quantum state preparation algorithm implementations on a classical computer* — considered to be a hard problem with no clear solution until this point. We utilize the QuickChick property-based testing framework to test state preparation programs. We evaluated the effectiveness of our approach over 5 case studies implemented using PQASM; such cases are not even simulatable in the current quantum simulators.

2012 ACM Subject Classification

Keywords and phrases Quantum Computing, Compiler Validation, Property-based Testing


Digital Object Identifier 10.4230/LIPIcs...

1 Introduction

Quantum computers can be used to program substantially faster algorithms compared to those written for classical computers. For example, Shor’s algorithm [45] can factor a number in polynomial time, which is not known to be possible on classical computers. Developing more comprehensive quantum programs and algorithms is essential for the continued practical development of Quantum Computing (QC) [19, 48]. Since executing quantum programs on quantum hardware is expensive and probabilistic, one of the key challenges of QC is enabling reasoning about quantum program correctness properties and effective validation using a deterministic classical computer. Since quantum programs are not classically simulatable without an exponential number of classical bits relative to qubits (and because of the difficulty of simulating true quantum randomness), such a framework might not exist for testing a quantum program for arbitrary properties. Many verification approaches have been proposed for quantum algorithms [32, 53, 11, 54, 28, 25, 30]. These include using interactive theorem provers, such as Isabelle, Coq, and Why3, and building quantum semantic interpretations and libraries — however, developing any programs via verification frameworks can be time-consuming.

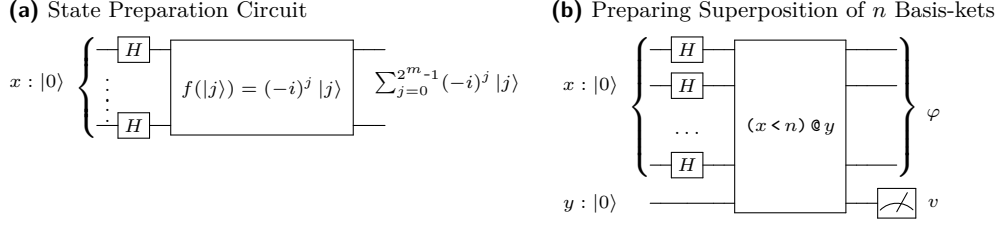


© Li, Sharma, Tagba, Frett, Potanin;
licensed under Creative Commons License CC-BY 4.0



Leibniz International Proceedings in Informatics
Schloss Dagstuhl – Leibniz-Zentrum für Informatik, Dagstuhl Publishing, Germany

XX:2 Validate Quantum State Preparation Programs



■ **Figure 1** x registers contain m qubits, and y register has 1 qubit. The right figure is one step in the repeat-until-success program to prepare the superposition state. $\varphi = \frac{1}{\sqrt{n}} \sum_{j=0}^n |j\rangle$ if $v = 1$; otherwise, $\varphi = \frac{1}{\sqrt{2^m-n}} \sum_{j=n}^{2^m} |j\rangle$.

Previously, VQO [29] developed a toolchain that is capable of effectively testing (on a classical computer) quantum arithmetic oracle programs, which is a subset of quantum programs and is a key component in many quantum algorithms. This indicated that we could identify a subset of quantum programs that might be effectively testable for some key properties. This paper proposes a new system, PQASM, which intends to be a framework for effectively testing quantum superposition state preparation programs, at least for the correctness properties. A quantum state preparation program can be generalized as the starting component of a quantum algorithm. A quantum algorithm typically starts with a length m qubit array, where each qubit is in a simple $|0\rangle$ state, and prepares a superposition state $\sum_j \alpha_j |c_j\rangle$ — a linear sum of pairs of complex amplitude α_j and bitstring c_j such that $\sum_j \alpha_j = 1$ — via a series of quantum operations.

Superposition is a key feature of quantum states, and quantum computers can execute programs with superposition states to query all possible inputs simultaneously, as we discuss in Section 2. Many quantum algorithms require a comprehensive design of state preparation components with different superposition structures. For example, in Shor’s algorithm, we need to prepare a superposition of pairs of a number (x) and the modular multiplication result of the number ($c^x \% n$) (Figure 12). The key difficulty in developing state preparation programs is that a program is written in terms of operations that might affect every basis-ket in a superposition that might contain exponentially many basis-ket states, unlike the classical programs where only a single basis-ket might be affected. For example, in Figure 1a, a function f is applied to every basis-ket in the quantum superposition state after all Hadamard operations were applied.

1.1 Motivating Examples

We first discuss the key features of two state preparation programs shown in Figure 1. A state preparation program takes a qubit array of length m that is initialized with zeros ($|0\rangle^{\otimes m}$) and outputs the required superposition state among the relevant qubits. In Figure 1a, a quantum state in superposition $\psi = \sum_{j=0}^{2^m-1} |j\rangle$ is prepared by applying a Hadamard gate to each qubit. PQASM treats ψ as an array containing 2^m basis-kets, one for each indexed basis-ket in ψ . Each basis-ket is a pair of a complex and a natural number (computational basis, essentially a bitstring). For example, a Bell pair $\frac{1}{\sqrt{2}} |00\rangle + \frac{1}{\sqrt{2}} |11\rangle$ can be thought of as a two-element array, with two pairs: $(\frac{1}{\sqrt{2}}, |00\rangle)$ and $(\frac{1}{\sqrt{2}}, |11\rangle)$, where the first one is a complex number and the second one is a bitstring that can be represented as a natural number. Applying a quantum oracle ($f(|j\rangle) = (-i)^j |j\rangle$) on ψ , which evolves each indexed basis-ket $|j\rangle$ to $(-i)^j |j\rangle$, is similar to an array map function that applies $f'(\alpha_j, j) = ((-1)^j \alpha_j, j)$ to

each element j in the 2^n -array.

$$\frac{\forall j. x_j \rightarrow f(x_j)}{\Sigma_j \alpha_j |x_j\rangle \rightarrow \Sigma_j \alpha_j f(|x_j\rangle)}$$

Previously, VQO enabled the effective testing for quantum oracle programs (e.g., the boolean function in Figure 1b; see Section 2), which are quantum versions of classical arithmetic operations, e.g., the f function in Figure 1a and the quantum boolean function $(x < n) @ y$ in Figure 1b. The key property in the effective testing facility in VQO utilizes the summation formula above. Here, the formula of a quantum oracle program f is defined as a transition on a single basis-ket, i.e., $x_j \rightarrow f(x_j)$ for all j , even though the program is applied to each basis-ket $|x_j\rangle$ of a superposition state $\Sigma_j \alpha_j |x_j\rangle$. Via the summation formula, we test the program correctness by transforming the correctness testing for a whole superposition state to the testing on a single basis-ket.

In testing a program preparing a quantum superposition state, the above strategy fails because the program correctness is defined in terms of the superposition state, e.g., in the n state preparation program (Figure 1b), we start with $|0\rangle$ states for x and y , and output a superposition state $\varphi = \frac{1}{\sqrt{n}} \Sigma_{j=0}^n |j\rangle$.

In analyzing many state preparation programs, we found that a typical starting pattern is that one begins with a step of initializing m different $|0\rangle$ qubits followed by many Hadamard operations to prepare a simple uniform superposition state $(\frac{1}{\sqrt{2^m}} \Sigma_{j=0}^{2^m} |j\rangle)$. After the starting pattern, many variations exist, such as the repeat-until success scheme in Figure 1b — the Figure shows a one-step procedure of the repeat-until success, and the whole state preparation requires a repetition of the one-step procedure many times to probabilistically prepare the target state. In testing program correctness, the starting pattern has no value for testing, and one should focus on testing the program components after the starting pattern. If we only focus on this program component, the correctness property of the above program is to test the following transition $\frac{1}{\sqrt{2^m}} \Sigma_{j=0}^{2^m} |j\rangle \rightarrow \frac{1}{\sqrt{n}} \Sigma_{j=0}^n |j\rangle$.

Using the above correctness property for a program e , the testing can be defined as giving a superposition input state φ . We pick a candidate basis-ket $|j\rangle$, such that $j \in [0, 2^m)$, and then the program outputs another superposition state φ' , with a candidate basis-ket $|j\rangle$, with the restriction $j \in [0, n)$. The testing still utilizes the summation formula above but in the opposite direction, i.e., the correctness property is a transition between two superposition states. We test the property by picking up candidate basis-kets and ensure that the output candidate basis-ket satisfies certain restrictions, such as the above restriction $j \in [0, n)$.

1.2 Contributions

We present PQASM, a framework that enables programmers to develop infrastructure for writing state preparation programs. Our contributions are as follows.

- We present the syntax, semantics, and type system of PQASM, with the proof of type soundness in Coq (Section 3).
- We develop a property-based testing (PBT) framework for testing programs written in PQASM (Section 4) by showing a general flow of constructing such PBT frameworks for testing quantum programs.
- We certify a compiler from PQASM to SQIR [25] (Section 4.2) to ensure that our PQASM tool correctly reflect quantum program behaviors.
- We evaluate PQASM via a selection of state preparation programs and demonstrate that our PBT testing framework is capable of validating the programs (Section 5). These

XX:4 Validate Quantum State Preparation Programs

programs were previously considered to be hard or impossible to simulate on classical machines, e.g., we run these programs in an industrial quantum simulator, DDSim [9], a key component in the Munich Quantum Toolkit [51] that has been developing quantum software for decades. None of the state preparation programs are simulatable in the simulator (Section 5.5). In contrast, our QuickChick-based PBT framework can effectively run 10,000 test cases for validating these programs.

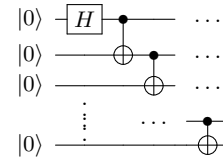
2 Background

Here, we provide background information on Quantum Computing.

Quantum Data. A quantum datum¹ consists of one or more quantum bits (*qubits*), which can be expressed as a two-dimensional vector $\begin{pmatrix} \alpha \\ \beta \end{pmatrix}$ where the *amplitudes* α and β are complex numbers and $|\alpha|^2 + |\beta|^2 = 1$. We frequently write the qubit vector as $\alpha|0\rangle + \beta|1\rangle$ (the Dirac notation [17]), where $|0\rangle = \begin{pmatrix} 1 \\ 0 \end{pmatrix}$ and $|1\rangle = \begin{pmatrix} 0 \\ 1 \end{pmatrix}$ are *computational basis-kets*. When both α and β are non-zero, we can think of the qubit being “both 0 and 1 at once,” a.k.a. in a *superposition* [36], e.g., $\frac{1}{\sqrt{2}}(|0\rangle + |1\rangle)$ represents a superposition of $|0\rangle$ and $|1\rangle$. Larger quantum data can be formed by composing smaller ones with the *tensor product* (\otimes) from linear algebra, e.g., the two-qubit datum $|0\rangle \otimes |1\rangle$ (also written as $|01\rangle$) corresponds to vector $[0\ 1\ 0\ 0]^T$. However, many multi-qubit data cannot be *separated* and expressed as the tensor product of smaller data; such inseparable datum states are called *entangled*, e.g. $\frac{1}{\sqrt{2}}(|00\rangle + |11\rangle)$, known as a *Bell pair*, which can be rewritten to $\sum_{d=0}^1 \frac{1}{\sqrt{2}}|dd\rangle$, where dd is a bit string consisting of two bits, each of which must be the same datum (i.e., $d = 0$ or $d = 1$). Each term $\frac{1}{\sqrt{2}}|dd\rangle$ is named a *basis-ket* [36], consisting an amplitude ($\frac{1}{\sqrt{2}}$) and a basis vector $|dd\rangle$.

Quantum Computation and Measurement. Computation on a quantum datum consists of a series of *quantum operations*, each acting on a subset of qubits in the quantum datum. In the standard form, quantum computations are expressed as *circuits*, as in Figure 2, which depicts a circuit that prepares the Greenberger-Horne-Zeilinger (GHZ) state [23] — an n -qubit entangled datum of the form: $|\text{GHZ}^n\rangle = \frac{1}{\sqrt{2}}(|0\rangle^{\otimes n} + |1\rangle^{\otimes n})$, where $|d\rangle^{\otimes n} = \otimes_{d=0}^{n-1} |d\rangle$.

In these circuits, each horizontal wire represents a qubit, and boxes on these wires indicate quantum operations, or *gates*. The circuit in Figure 2 uses n qubits and applies n gates: a *Hadamard* (H) gate and $n - 1$ *controlled-not* (CNOT) gates. Applying a gate to a quantum datum *evolves* it. Its traditional semantics is expressed by multiplying the datum’s vector form by the gate’s corresponding matrix representation: n -qubit gates are 2^n -by- 2^n matrices. Except for measurement gates, a gate’s matrix must be *unitary* and thus preserve appropriate invariants of quantum data’s amplitudes. A *measurement* operation extracts classical information from a quantum datum. It collapses the datum to a basis-ket with a probability related to the datum’s amplitudes (*measurement probability*), e.g., measuring $\frac{1}{\sqrt{2}}(|0\rangle + |1\rangle)$ collapses the datum to $|0\rangle$ or $|1\rangle$, each with probability $\frac{1}{2}$. The ket values correspond to classical values 0 or 1, respectively. A more general form of quantum measurement is *partial measurement*, which measures a subset of qubits in a qubit array; such operations often have simultaneity effects due to entanglement, *i.e.*, in a Bell pair



■ Figure 2 GHZ Circuit

¹ Most literature describes quantum data as *quantum states*. Here, we refer to them as quantum data to avoid confusion between program and quantum states.

$\frac{1}{\sqrt{2}}(|00\rangle + |11\rangle)$, measuring one qubit guarantees the same outcome for the other — if the first bit is measured as 0, the second bit will be measured as 0.

Quantum Oracles. Quantum algorithms manipulate input information encoded in “oracles”, which are callable black-box circuits. Quantum oracles are usually quantum-reversible implementations of classical operations, especially arithmetic operations. Their behavior is defined in terms of transitions between single basis-kets. We can infer its global state behavior based on the single basis-ket behavior through the quantum summation formula in Section 1.1. This resembles an array map operation in Figure 1a. OQASM [29] in VQO is a language that permits the definitions of quantum oracles with efficient verification and testing facilities using the summation formula. The main approach in VQO is to utilize the summation formula to disallow the appearance of quantum entanglement state in analyzing programs, whereas PQASM disregards if a state is entangled or a simple superposition without entanglement and utilizes the summation formula to reduce a quantum superposition state to a singleton basis-ket state to perform analysis.

Repeat-Until-Success Quantum Programs. A repeat-until-success program utilizes the probabilistic feature of partial measurement operations. We first set up a one-step repeat-until-success by linking the desired quantum state with the success measurement of a certain classical value. If such a value is observed after measurement, we know that the desired state is successfully prepared; otherwise, we repeat the one-step procedure. One example of a one-step repeat-until-success procedure is in Figure 1b to repeat the n basis-ket superposition state. If we measure out $v = 1$, the desired state φ is prepared; otherwise, we repeat the procedure.

No Cloning. The *no-cloning theorem* indicates no general way of exactly copying a quantum datum. In quantum circuits, this is related to ensuring the reversible property of unitary gate applications. For example, the controlled node and controlled body of a quantum control gate cannot refer to the same qubits, e.g., $\text{CU } q \ \iota$ violates the property if q is mentioned in ι . PQASM enforces no cloning through our type system.

3 PQASM: An Assembly Language for Quantum State Preparations

We designed PQASM to express efficient quantum state preparation algorithms that can be easily tested correctly. PQASM operations leverage a quantum state design, which can be tested effectively in our property-based testing framework. PQASM’s type system tracks the types of qubits; such types restrict the kinds of quantum states being classically simulatable. PQASM states are therefore efficiently represented, so programs can be effectively tested and are simpler to analyze. This section presents PQASM states and the language’s syntax, semantics, typing, and soundness results.

As a running example, we use the n basis-ket state preparation in Figure 1b, which prepares a superposition state for an arbitrary n number through the repeat-until-success scheme in Figure 3. The program creates a blank qubit array \bar{q} and a new qubit q' , applies a Hadamard gate to each qubit in \bar{q} , uses an oracle comparison operator $(\bar{q} < n) @ q'$ comparing \bar{q} with n and storing the result in q' , and measures the qubit q' . $\text{H}(\bar{q})$ is a syntactic sugar of sequence of Hadamard operations as $\text{H}(\bar{q}[0]) ; \dots ; \text{H}(\bar{q}[m-1])$. If the measurement result is 1, we stop the process, and \bar{q} has the superposition state; otherwise, we repeat the process.

$$P \triangleq \text{new}(\bar{q}) ; \text{new}(q') ; \text{H}(\bar{q}) ; (\bar{q} < n) @ q' ; \text{let } x = \mathcal{M}(q') \text{ in if } (x = 1) \{ \} \text{ else } P$$

■ **Figure 3** Example PQASM program P to prepare n superposition state in \bar{q} , whose qubit array length is at least $\log(n) + 1$; q' is a single qubit.

3.1 Pqasm States

Qubit Name	q			
Bit	b	::=	$0 \mid 1$	
Bitstring	c	::=	\bar{b}	
Natural number	n, m	\in	\mathbb{N}	
Real	r	\in	\mathbb{R}	
Qubit Basis State	ν	::=	$ b\rangle$	$\mid \Delta(r)\rangle$
Qubit Records	θ	::=	$(\bar{q}_1, \bar{q}_2, \bar{q}_3)$	
Type	τ	::=	Had \mid Nor \mid Rot	
Basis Vector	η	::=	$\otimes_j \nu_j$	
Basis-Ket	ρ	::=	$r \cdot \eta$	
Quantum Data	φ	::=	$\rho \mid \sum_{b=0}^1 \varphi$	
Quantum State	Φ	::=	$\theta \rightarrow \varphi$	

■ **Figure 4** PQASM state syntax. \bar{S} denotes a sequence of S . $|c\rangle \equiv |c[0]\rangle \otimes \dots \otimes |c[n]\rangle$, with $|c| = n+1$.

A PQASM program state is represented according to the grammar in Figure 4. A quantum state is managed in terms of qubit records, each of which is a collection of qubits possibly being entangled, while qubits in different records are guaranteed to have no entanglement. A state Φ maps from qubit records θ to a quantum datum φ . Quantum data model a quantum entanglement state that can be analyzed as two portions: 1) a sequence of sum operators $\sum_{b_1=0}^1 \dots \sum_{b_n=0}^1$, and 2) a basis-ket ρ , a real number amplitude r ² and a tensor product of basis vector η , a tensor of single qubit basis states ν . Each sum operator represents the creation of a superposition state via a Hadamard operation **H**, i.e., the number of sum operators in a state for a qubit record θ represents the number of Hadamard operations applied to qubits in the state so far. $\rho = r \cdot \eta$ represents a basis-ket state, a tensor of qubit basis state ν , of a quantum superposition state. To understand the relation between a basis-ket and a whole quantum superposition state connected with a sequence of sum operators, one can think of a superposition state as a collection of "quantum choices", and a basis-ket represents a possible choice, i.e., a measurement of a qubit record produces one possible choice, with the amplitude r is related to the probability of the choice. We utilize the two-portion view to perform symbolic execution and abstract interpretation in Section 4.

A qubit basis state ν has one of two forms, $|b\rangle$ and $|\Delta(r)\rangle$. The former corresponds to the two types **Had** and **Nor**, and the latter corresponds to the **Rot** type. The three types of qubit basis states are represented as the three fields in a qubit record, i.e., $(\bar{q}_1, \bar{q}_2, \bar{q}_3)$ has three disjoint qubit sequences. \bar{q}_1 is always typed as **Had**, \bar{q}_2 has type **Nor**, and \bar{q}_3 has type **Rot**. The **Had** and **Nor** typed qubits are in the computational basis. The **Rot** typed basis state is different from the other types in terms of *bases*, and it has form $|\Delta(r)\rangle = \cos(r)|0\rangle + \sin(r)|1\rangle$, which is a basis state in the Hadamard basis with Y -axis rotations. Applying a **Ry** with the Y -axis angle r to a $|0\rangle$ qubit results in $|\Delta(r)\rangle = \cos(r)|0\rangle + \sin(r)|1\rangle$.

3.2 PQASM Syntax

Figure 5 presents PQASM's syntax. A PQASM program e is either an instruction ι , a sequence operation $e ; e$, applying a Hadamard operation **H**(q) to a qubit q to create a superposition,

² A typical quantum amplitude is represented by a complex number. For simplicity, PQASM uses a real number amplitude, which is enough to capture all the PQASM semantic behaviors introduced in this paper. The system is easily extendable to include operations with complex amplitudes.

Classical Variable x, y		Boolean Expressions B
Parameters	$\alpha ::= \bar{q} \mid n$	
OQASM Arithmetic Ops	$\mu ::= \mathbf{add}(\alpha, \alpha) \mid (n * \alpha) \% m \mid (\alpha = \alpha) @ q \mid (\alpha < \alpha) @ q \mid \dots$	
Instruction	$\iota ::= \mu \mid \mathbf{Ry}^r q \mid \mathbf{CU} q \iota \mid \iota ; \iota$	
Program	$e ::= \iota \mid e ; e \mid \mathbf{H}(q) \mid \mathbf{new}(\bar{q}) \mid \mathbf{let} x = \mathcal{M}(\bar{q}) \mathbf{in} e \mid \mathbf{if} (B) e \mathbf{else} e$	

■ **Figure 5** PQASM syntax.

creating a new sequence of blank qubits \bar{q} , a **let** binding that measures a sequence of qubits \bar{q} and uses the result x in e , or classical conditional **if** (B) e **else** e with classical Boolean guard B . Each **let** binding assigns the measurement result of a quantum function expression to a variable x , representing a binary sequence. In the Hadamard **H**, qubit creation (**new**), and measurement operations (\mathcal{M}), we apply an operator to a *qubit* q or a sequence of quantum qubits \bar{q} .

The instructions ι correspond to unitary quantum circuit operations, including unitary oracle operations (μ) implementable through OQASM operations [29] on a qubit sequence \bar{q} (we provide the details in Appendix A), a Y -axis rotation gate $\mathbf{Ry}^r q$ that rotates an angle r , a quantum control instruction ($\mathbf{CU} q \iota$), and a sequence operation ($\iota ; \iota$). Operation $\mathbf{CU} q \iota$ applies instruction ι *controlled* on qubit q .

In this paper, we provide several sample arithmetic oracle operations μ in Figure 5, such as addition ($\mathbf{add}(\alpha, \alpha)$), modular multiplication ($(n * \alpha) \% m$), quantum equality ($(\alpha = \alpha) @ q$), quantum comparison ($(\alpha < \alpha) @ q$), etc. Each parameter α is either a group of qubits \bar{q} or a number n . Recall that the basis-ket state of a qubit array \bar{q} is essentially a bitstring with a real number amplitude. As we see in the summation formula in Section 1, a quantum arithmetic operation applies the classical version of the operation to each basis-ket in a quantum superposition state. For example, $(\bar{q} = n) @ q$ compares the bitstring basis vector representation of each basis-ket state in \bar{q} with the number n and stores the comparison result in q .

In a PQASM program containing qubit array \bar{q} , x in a **let** binding binds a local classical value — we bind x 's value with the computational basis measurement result (\mathcal{M}) on qubits \bar{q} . While the classical variable scope is local, the quantum qubits are immutable and globally scoped, i.e., quantum operations are applied to a global quantum state; each qubit in the state is referred to by quantum qubit names (q) in the program.

$$\mathbf{new}(\emptyset) \equiv \{\} \quad \mu \equiv \{\} \text{ when } FV(\mu) = \emptyset$$

In PQASM, we assume that an instruction is equivalent to a **SKIP** operation ($\{\}$), if its qubit sequence is empty, $\bar{q} \equiv \emptyset$, i.e., $\mathbf{new}(\emptyset) \equiv \{\}$ above. In the instruction level, one can utilize OQASM oracle function μ to express different kinds of unitary gates, such as $\{\}$, X , and Z -axis rotation gates. Here, $FV(\mu) = \emptyset$ (free variables in μ) makes μ become a **SKIP** operation $\{\}$.

3.3 Semantics

PQASM has two levels of semantics, instruction, and program levels. The instruction level semantics is a partial function $\llbracket - \rrbracket$ from an instruction ι and input basis vector state ρ to an output state η' , written $\llbracket \iota \rrbracket \rho = \eta'$, shown in Figure 6. The program level semantics is a label transition system $(\Phi, e) \xrightarrow{r} (\Phi', e')$ in Figure 7, stating that the input configuration (Φ, e) is possibly evaluated to an output configuration (Φ', e') with the probability r . It

XX:8 Validate Quantum State Preparation Programs

$$\begin{aligned}
\llbracket \mu \rrbracket \eta &= \eta[\bar{q} \mapsto \llbracket \mu \rrbracket \eta(\bar{q})] && \text{where } FV(\mu) = \bar{q} \\
\llbracket \text{Ry}^r q \rrbracket \eta &= \eta[q \mapsto |\Delta(r)\rangle] && \text{where } \eta(q) = |0\rangle \\
\llbracket \text{Ry}^r q \rrbracket \eta &= \eta[q \mapsto |\Delta(\frac{3\pi}{2} - r)\rangle] && \text{where } \eta(q) = |1\rangle \\
\llbracket \text{Ry}^r q \rrbracket \eta &= \eta[q \mapsto |\Delta(r + r')\rangle] && \text{where } \eta(q) = |\Delta(r')\rangle \\
\llbracket \text{CU } q \iota \rrbracket \eta &= \text{cu}(\eta(q), \iota, \eta) && \text{where } \text{cu}(|0\rangle, \iota, \eta) = \eta \quad \text{cu}(|1\rangle, \iota, \eta) = \llbracket \iota \rrbracket \eta \\
\llbracket \iota_1; \iota_2 \rrbracket \eta &= \llbracket \iota_2 \rrbracket (\llbracket \iota_1 \rrbracket \eta) \\
\eta[\bar{q} \mapsto \eta'] &= \eta[\forall q \in \bar{q}. q \mapsto \eta'(q)]
\end{aligned}$$

■ **Figure 6** Instruction level PQASM semantics; $\eta(\bar{q})$ restricts the qubit states \bar{q} in η .

essentially represents a Markov chain, where a program evaluation path represents a chain of probabilities, showing the probability path leads to a particular configuration from the initial configuration.

In the instruction level semantics, the semantic rule description assumes that one can locate a qubit state q in η as $\eta(q)$, where we can refer to $\eta[q \mapsto \nu]$ as updating the qubit state ν for the qubit q in η . Recall that a length n basis vector state η is a tuple of n qubit values, modeling the tensor product $\nu_1 \otimes \dots \otimes \nu_n$. The rules implicitly map each qubit variable q to a qubit value position in the state, e.g., $\eta(q)$ corresponds to some sub-state ν_q , where ν_q locates at the q 's position in η . Many of the rules in Figure 6 update a *portion* of a state. We write $\eta[q \mapsto \nu_q]$ to update the qubit value of q in η with ν_q , and $\eta[\bar{q} \mapsto \eta']$ to update a range of qubits \bar{q} according to the qubit *tuple* η' , i.e., we update each $q \in \bar{q}$ with the qubit value $\eta'(q)$ and $|\eta'| = |\bar{q}|$. The function cu is a conditional operation depending on the **Nor**/**Had** typed qubit q .

Figure 7 shows the program level semantics. Φ is the quantum state mapping from qubit records to superposition state values. Since qubit records in Φ partition the qubit domain, we can think of Φ as a multiset of pairs of qubit records and state values, as in **S-MEA**, i.e., $\Phi[\theta \mapsto \varphi] \equiv \Phi \uplus \{\theta \mapsto \varphi\}$. Rule **S-INS** connects the instruction level semantics with the program level by evaluating each basis vector state η through the instruction ι . Rule **S-NEW** creates a new sequence of blank ($|0\rangle$) qubits, which is stored in the record $(\emptyset, \bar{q}, \emptyset)$, meaning that all qubits (\bar{q}) being created are **Nor** typed. For a **Nor** typed qubit $(\emptyset, q, \emptyset)$, rule **S-HAD** turns the qubit to be **Had** typed superposition, as $(q, \emptyset, \emptyset)$.

Rules **S-IFT** and **S-IFF** perform classical conditional evaluation. In PQASM, the classical variables are evaluated via a substituted-based approach, as in **S-MEA**. The measurement rule (**S-MEA**) produces a probability r label, and the value comes from the measurement result. In the rule, we first rewrite the quantum state to be a linear sum of computational basis-kets $\sum_j r_j |c\rangle |c_j\rangle + \varphi(\bar{q}', c \neq \bar{q}')$, where every basis-vector $|c\rangle$ (or $|c_j\rangle$) is a bitstring, and all the sum operators are resolved as a single sum operator.

$$|c\rangle |\Delta(r)\rangle \equiv \cos(r) |c\rangle |0\rangle + \sin(r) |c\rangle |1\rangle \quad \sum_{b_j=0}^1 \sum_{b_k=0}^1 \eta \equiv \sum_{c \in \{0,1\}^2} \eta[c[0]/b_j][c[1]/b_k]$$

Any PQASM state can be written as a sum of computational basis-kets. As the equations shown above, the basis-ket state $|c\rangle |\Delta(r)\rangle$ can be rewritten to be a sum of two computational basis-kets as $\cos(r) |c\rangle |0\rangle + \sin(r) |c\rangle |1\rangle$, while the two sum operators can be replaced as a single sum operator over length-2 bitstring c , where we replace b_j with $c[0]$ and b_k with $c[1]$.

3.4 Typing

In PQASM, typing is with respect to a *type environment* Ω , a set of qubit records partitioning qubits into different disjoint union regions, and a *kind environment* Σ , a set tracking local

$$\begin{array}{c}
\text{S-INS} \\
\frac{b = b_1, \dots, b_n \quad \varphi = \sum_{b_1=0}^1 \dots \sum_{b_n=0}^1 r_b \cdot \eta_b \quad \llbracket \iota \rrbracket(\eta_b) = \eta'_b}{(\Phi[\theta \mapsto \varphi], \iota) \xrightarrow{1} (\Phi[\theta \mapsto \sum_{b_1=0}^1 \dots \sum_{b_n=0}^1 r_b \cdot \eta'_b], \iota)} \quad \text{S-SEQC} \\
\frac{(\Phi, e_1) \xrightarrow{r} (\Phi', e'_1)}{(\Phi, e_1 ; e_2) \xrightarrow{r} (\Phi'', e'_1 ; e_2)} \\
\\
\text{S-SEQT} \quad \text{S-NEW} \\
(\Phi, \{\}; e_2) \xrightarrow{1} (\Phi, e_2) \quad (\Phi, \mathbf{new}(\bar{q})) \xrightarrow{1} (\Phi[(\emptyset, \bar{q}, \emptyset) \mapsto |0\rangle \otimes \dots \otimes |0\rangle], \{\}) \\
\\
\text{S-IFT} \quad \text{S-IFF} \\
(\Phi, \mathbf{if}(\mathbf{true}) e_1 e_2) \xrightarrow{1} (\Phi, e_1) \quad (\Phi, \mathbf{if}(\mathbf{false}) e_1 e_2) \xrightarrow{1} (\Phi, e_2) \\
\\
\text{S-MEA} \\
\frac{\Phi = \Phi' \uplus \{ \uparrow \bar{q} \mapsto \sum_j r_j |c\rangle |c_j\rangle + \phi(\bar{q}', c \neq \bar{q}') \} \quad r = \sum_j |r_j|^2}{(\Phi, \mathbf{let} x = \mathcal{M}(\bar{q}) \mathbf{in} e) \xrightarrow{r} (\Phi' \uplus \{ \uparrow \bar{q} \setminus \bar{q} : \sum_j \frac{r_j}{\sqrt{r}} |c_j\rangle \}, e[c/x])} \\
\\
\text{S-HAD} \\
(\Phi[(\emptyset, q, \emptyset) \mapsto |b\rangle], \mathbf{H}(q)) \xrightarrow{1} (\Phi[(q, \emptyset, \emptyset) \mapsto \sum_{j=0}^1 (-1)^{j \cdot b} |j\rangle], \{\}) \\
\\
\uparrow \bar{q} \quad \triangleq \quad \exists \bar{q}_1, \bar{q}_2, \bar{q}_3. \uparrow \bar{q} = (\bar{q}_1, \bar{q}_2, \bar{q}_3) \wedge \bar{q} \subseteq \bar{q}_1 \uplus \bar{q}_2 \uplus \bar{q}_3 \\
(\sum_i r_i |c_i\rangle |c'_i\rangle + \varphi)\langle \bar{q}, b \rangle \quad \triangleq \quad \sum_i r_i |c_i\rangle |c'_i\rangle \quad \mathbf{where} \quad \forall i. |c_i| = |\bar{q}'| \wedge \llbracket b[c_i/\bar{q}'] \rrbracket = \mathbf{true}
\end{array}$$

■ **Figure 7** Program Level PQASM semantics.

variable scopes. Typing judgments are two leveled, and are written as $\Omega \vdash \iota \triangleright_g \Omega'$ and $\Sigma; \Omega \vdash e \triangleright \Omega'$, which state that instruction ι and program expression e are well-typed under environments Ω and Σ , and transforms variables' bases as characterized by type environment Ω' . Ω is populated via qubit creation operations (**new**), while Σ is populated via **let** binding. PQASM type rules are given in Figure 8.

The instruction level type system is flow-sensitive, where g is the context flag and can be either **M** or **C**, indicating whether the current instruction is inside a controlled operation. The program level type system communicates with the instruction level by assuming a **C** mode context flag, shown in rule **TUP**. We explain the necessity of the context flag below. Each qubit record θ represents an entanglement group, i.e., qubits in the same record might or might not be entangled, while qubits in different records are ensured not to be entangled.

$$\begin{aligned}
(\bar{q}_1, \bar{q}_2, \bar{q}_3) \uplus (\bar{q}_4, \bar{q}_5, \bar{q}_6) &\equiv (\bar{q}_1 \uplus \bar{q}_4, \bar{q}_2 \uplus \bar{q}_5, \bar{q}_3 \uplus \bar{q}_6) \\
(\emptyset, \bar{q}_1 \uplus \bar{q}_2, \bar{q}_3 \uplus \bar{q}_4) &\equiv (\emptyset, \bar{q}_1, \bar{q}_3) \uplus (\emptyset, \bar{q}_2, \bar{q}_4)
\end{aligned}$$

In our type system, we permit ordered equational rewrites among quantum qubit states. Each type environment, mainly the operation \uplus , admits associativity, commutativity, and identity equational properties. The \uplus operations in the three fields in a qubit record also admit the three properties. Other than the three equational properties, we admit the above partial order relations, where we permit the rewrites from left to right in our type system to permit qubit records merging and splitting. Record merging can always happen, i.e., two qubit entanglement groups can be merged into one. Qubit splitting cannot occur in **Had** typed qubits. A qubit record, including a **Had** typed qubit, represents a quantum entanglement with qubits not separable, while qubits being **Nor** and **Rot** typed can be split into different records.

XX:10 Validate Quantum State Preparation Programs

$$\begin{array}{c}
\text{EQV} \\
\frac{\Omega \equiv \Omega' \quad \Omega' \vdash_g e \triangleright \Omega''}{\Omega \vdash_g e \triangleright \Omega''} \\
\\
\text{RYN} \\
\frac{}{\{(\emptyset, \{q\}, \emptyset)\} \uplus \Omega \vdash_c \mathbf{Ry}^r q \triangleright \{(\emptyset, \emptyset, \{q\})\} \uplus \Omega} \\
\\
\text{RYH} \\
\frac{\text{Rot}(\theta) = \{q\} \uplus \bar{q}}{\{\theta\} \uplus \Omega \vdash_g \mathbf{Ry}^r q \triangleright \{\theta\} \uplus \Omega} \\
\\
\text{MUT} \\
\frac{\bar{q} \subseteq \bar{q}_1 \cup \bar{q}_2}{\{(\bar{q}_1, \bar{q}_2, \bar{q}_3)\} \uplus \Omega \vdash_g \mu(\bar{q}) \triangleright \{(\bar{q}_1, \bar{q}_2, \bar{q}_3)\} \uplus \Omega} \\
\\
\text{CUN} \\
\frac{\{\text{Nor}(\theta) \downarrow \bar{q}\} \uplus \Omega \vdash_m \iota \triangleright \{\text{Nor}(\theta) \downarrow \bar{q}\} \uplus \Omega}{\{\text{Nor}(\theta) \downarrow \{q\} \uplus \bar{q}\} \uplus \Omega \vdash_g \mathbf{CU} q \iota \triangleright \{\text{Nor}(\theta) \downarrow \{q\} \uplus \bar{q}\} \uplus \Omega} \\
\\
\text{CUH} \\
\frac{\{\text{Had}(\theta) \downarrow \bar{q}\} \uplus \Omega \vdash_m \iota \triangleright \{\text{Had}(\theta) \downarrow \bar{q}\} \uplus \Omega}{\{\text{Had}(\theta) \downarrow \{q\} \uplus \bar{q}\} \uplus \Omega \vdash_g \mathbf{CU} q \iota \triangleright \{\text{Had}(\theta) \downarrow \{q\} \uplus \bar{q}\} \uplus \Omega} \\
\\
\text{SEQ} \\
\frac{\Omega \vdash_g \iota_1 \triangleright \Omega' \quad \Omega' \vdash \iota_2 \triangleright \Omega''}{\Omega \vdash_g \iota_1 ; \iota_2 \triangleright \Omega''} \\
\\
\text{ESEQ} \\
\frac{\Sigma; \Omega \vdash e_1 \triangleright \Omega' \quad \Sigma; \Omega' \vdash e_2 \triangleright \Omega''}{\Sigma; \Omega \vdash e_1 ; e_2 \triangleright \Omega''} \\
\\
\text{TUP} \\
\frac{\Omega \vdash_c \iota \triangleright \Omega'}{\Sigma; \Omega \vdash \iota \triangleright \Omega'} \\
\\
\text{NEW} \\
\frac{\bar{q} \notin \Omega}{\Sigma; \Omega \vdash \mathbf{new}(\bar{q}) \triangleright \Omega \uplus \{(\emptyset, \bar{q}, \emptyset)\}} \\
\\
\text{HT} \\
\frac{}{\Sigma; \Omega \uplus \{(\emptyset, \bar{q}, \emptyset)\} \vdash \mathbf{H}(\bar{q}) \triangleright \Omega \uplus \{(\bar{q}, \emptyset, \emptyset)\}} \\
\\
\text{MEA} \\
\frac{\bar{q} \subseteq \theta \quad \Sigma \cup \{x\}; \Omega \uplus \{\theta \setminus \bar{q}\} \vdash e \triangleright \Omega'}{\Sigma; \Omega \uplus \{\theta\} \vdash \mathbf{let} x = \mathcal{M}(\bar{q}) \mathbf{in} e \triangleright \Omega'} \\
\\
\text{TIF} \\
\frac{\Sigma \vdash B \quad \Sigma; \Omega \vdash e_1 \triangleright \Omega' \quad \Sigma; \Omega \vdash e_2 \triangleright \Omega'}{\Sigma; \Omega \vdash \mathbf{if} (B) e_1 \mathbf{else} e_2 \triangleright \Omega'}
\end{array}$$

■ **Figure 8** PQASM typing rules. $(\bar{q}_1, \bar{q}_2, \bar{q}_3) \setminus \bar{q} \triangleq (\bar{q}_1 \setminus \bar{q}, \bar{q}_2 \setminus \bar{q}, \bar{q}_3 \setminus \bar{q})$, where $\bar{q}_1 \setminus \bar{q}$ is set subtraction.

Rule EQV imposes the equivalence relation to permit the rewrites, only allowing rewrites from left to right, of equivalent qubit records. Note that a type environment determines qubit record scopes in a quantum state φ (Figure 4), i.e., a quantum state should have the same qubit record domain as the type environment at a program point, so the equational rewrite of a type environment might affect the qubit state representation.

Other than the equational rewrites, the type system enforces three properties. First, it enforces that classical and quantum variables are properly scoped. Rule MEA includes the local variable x in Σ , while rule TIF ensures that any variables mentioned in B are properly scoped by the constraint $FV(B) \subseteq \Sigma$ ³, i.e., all free variables in B are bounded by Σ . Note that the two branches of TIF have the same output Σ' , meaning that the qubit manipulations in the two branches need to have the same effect, i.e., if one branch has a measurement on a qubit, the other branch must have the same qubit measurement.

Rule NEW creates a new record $(\emptyset, \bar{q}, \emptyset)$ in the post-environment, provided that \bar{q} does not appear in any record in Ω . In rule RYH, the premise $\text{Rot}(\theta) = \{q\} \uplus \bar{q}$ utilizes Rot to finds the Rot filed in the record θ and ensures that q is in the field. In rule CUH, the premise $\text{Had}(\theta) \downarrow \{q\} \uplus \bar{q}$ ensures that the controlled position q is in the Had field in θ . In rule MUT, we ensure that the qubits \bar{q} being applied by the μ operation are Nor and Had typed, through the premise $\bar{q} \subseteq \bar{q}_1 \cup \bar{q}_2$.

Second, we ensure that expressions and instructions are well-formed, i.e., any control qubit is distinct from the target(s), which enforces the quantum *no-cloning rule*. In rules

³ the rule is parameterized by different B formalism.

CuH and CuN for control operations, when typing the target instruction ι (the upper level), we remove the control qubit q in the records to ensure that q cannot be mentioned in ι . In rule MEA, we also remove the measured qubits \bar{q} from the record θ .

Third, the type system enforces that expressions and instructions leave affected qubits in a proper type (**Nor**, **Had**, and **Rot**), representing certain forms of qubit states, mentioned in Figure 4; therefore, one can utilize the procedure mentioned in Section 1 to analyze PQASM programs effectively. The key is to utilize the summation formula to reduce the analysis of a general quantum state to that of a quantum state without entanglement. Specifically, the $Ry^r q$ operation is permitted only if q is of **Nor** type, which is turned to **Rot** type and stays there; μ can be applied to **Nor** typed qubits \bar{q} where $FV(\mu) = \bar{q}$; and a control qubit q in CU $q \iota$ can be applied to a **Nor** and **Had** typed qubit.

We also utilize the pre- and post-type environments to ensure the type restrictions for qubits. Rule HT permits the generation of **Had** type qubits, a.k.a., superposition qubits \bar{q} , provided that \bar{q} is of **Nor** type, and are not entangled with other qubits. Once a Hadamard operation is applied, we turn the qubit types to **Had** in the post-type environment, so one cannot apply Hadamard operations again to the qubits.

In controlled operations (rules CuN and CuH), we ensure that the pre- and post-type environments are the same. In a controlled operation CU $q \iota$, if ι contains a Ry operation, applying to a qubit q , q must already be **Rot** type. Figure 9 provides a programming prototype satisfying this type requirement, where programmers explicitly add a Ry gate before the controlled Ry operation to ensure the second qubit is in **Rot** type. The added Ry operation can be a 0 rotation, equivalent to a SKIP operation, and can be removed by an optimizer when compiling to quantum circuits.

The above restriction that we require for the qubit types does not depend on the applications of controlled operations. We utilize the context flags associated with the instruction level type system to ensure this. When applying a CU $q \iota$ operation, rules CuN and CuH turn the context flag to **M** indicating that ι lives inside a controlled operation. Rule RyN requires a context flag **C**, meaning that the rule is valid only if the Ry operation lives outside any controlled operation. In contrast, rule RyH does not require a specific context flag, which indicates that a Ry operation inside a controlled node must apply to a qubit already in **Rot** type.

Soundness. We prove that well-typed PQASM programs are well defined; i.e., the type system is sound with respect to the semantics. The type soundness theorem relies on a well-formed definition of a program e , $FV(e) \subseteq \Sigma$, meaning that all free variables in e are bounded by Σ . We also need the definition of the well-formedness of an PQASM state as follows.

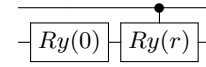
► **Definition 1** (Well-formed PQASM state). A state Φ is *well-formed*, written $\Omega \vdash \Phi$, iff:

- For every q such that $\Omega(q) = \text{Nor}$ or $\Omega(q) = \text{Had}$, $\Phi(q)$ has the form $|b\rangle$.
- For every q such that $\Omega(q) = \text{Rot}$, $\Phi(q)$ has the form $|\Delta(r)\rangle$.

Type soundness is stated as two theorems, a.k.a., type progress and preservation; the proof is by induction on ι and is mechanized in Coq.

► **Theorem 2.** [PQASM Type Progress] If $\emptyset; \Omega \vdash e \triangleright \Omega'$, $FV(e) \subseteq \emptyset$, and $\Omega \vdash \Phi$, then either $e = \{\}$ or there exists r , e' , and Φ' , such that $(\Phi, e) \xrightarrow{r} (\Phi', e')$.

► **Theorem 3.** [PQASM Type Preservation] If $\Sigma; \Omega \vdash e \triangleright \Omega'$, $FV(e) \subseteq \Sigma$, $\Omega \vdash \Phi$ and $(\Phi, e) \xrightarrow{r} (\Phi', e')$, then there exists Ω_a , such that $\Sigma; \Omega_a \vdash e' \triangleright \Omega'$ and $\Omega_a \vdash \Phi'$.



► **Figure 9** Ensuring qubits inside a controlled Ry have the same type.

4 PQASM Applications

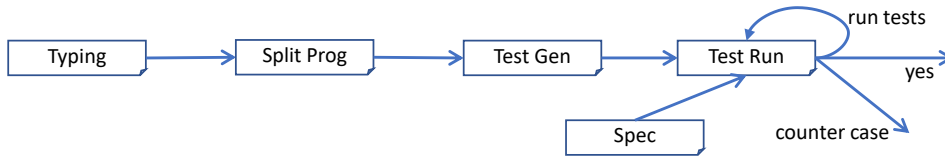
This section presents PQASM applications, where we view PQASM as a framework for specifying, compiling, and testing quantum state preparation programs. We start by discussing PQASM’s property-based random testing framework for PQASM programs. Next, we consider translation from PQASM to SQIR and proof of its correctness.

4.1 PQASM Typing for Effectively Testing State Preparation Programs

Full formal proof is the gold standard for correctness, but it is also laborious. It is especially deflating to be well through a proof only to discover that the intended property does not hold and, worse, that nontrivial changes to the program are necessary. Our PBT framework gives assurance that a PQASM program property is correct by attempting to falsify it using thousands of randomly generated instances with good coverage of the program’s input space. We have used PBT to test the correctness of a variety of operators useful in state preparation programs, as presented in Section 5. Below, we show the construction of our PBT framework.

PQASM’s state representation and type system ensures that states can be represented effectively and symbolically. We leverage this fact to implement a testing framework for PQASM programs using QuickChick [40], which is a property-based testing (PBT) framework for Coq in the style of Haskell’s QuickCheck [14]. We use this framework for two purposes: To test the correctness properties of PQASM programs and to experiment with effective implementations of correct state preparation programs. PQASM contains measurement operations, which, due to the randomness inherent in quantum measurement, are difficult to test effectively, even with the assistance of symbolic abstractions. To have an effective testing framework, we restrict the properties that can be questioned to solely focus on the properties related to the correctness of quantum state preparations.

Implementation. PBT randomly generates inputs using a hand-crafted *generator* and confirms that a property holds for these inputs. As we mentioned in Section 1, quantum programs are not classically simulatable, but testing a quantum program might not be relevant to simulability. We develop a testing toolchain using the symbolic state representation concept and carefully selecting the properties to test for a program.



■ **Figure 10** The Flow of PBT for PQASM

The flow of the PQASM PBT framework is given in Figure 10. To test a PQASM program, we first utilize our PQASM type system to generate a type environment Ω for qubits in a program e , i.e., $\emptyset; \emptyset \vdash_{\mathcal{C}} e \triangleright \Omega$, where the type checking starts with an empty kind and type environment with context mode \mathcal{C} . Essentially, Ω partitions all qubits used in e into three sets $(\overline{q_1}, \overline{q_2}, \overline{q_3})$ where $\overline{q_1}$ contains all qubits in Had type. In PQASM, once a qubit is turned into Had , it stays in the type. Here, we utilize the property to locate all the Had typed qubits in a program e and generate random testing data based on these qubits, i.e., we identify the set $\overline{q_1}$ in Ω as the set of Had typed qubits and use the set as random variables for generate random boolean value in $\{0, 1\}$.

Second, we assume that the program is in the form of $e = \overline{\text{new}(\overline{q})}; \overline{\text{H}(\overline{q})}; e'$, i.e., all the new and H operations appear in the front of the program and e' does not contain any

such operations. The program splitting means taking the e' part by removing the **new** and **H** operations and assuming that the operations have been applied to the initial state. In addition, we replace the recursive process variables in e' with **{}** operations so that we only test one step of a recursion process. One example of programming splitting for the program in Figure 3 is given below; it removes the part **new**(\bar{q}) ; **new**(q') ; **H**(\bar{q}) and replacing P with **{}**.

$$P' = (\bar{q} < n) @ q' ; \text{let } x = \mathcal{M}(q') \text{ in if } (x = 1) \{\} \text{ else } \{\}$$

As we can see above, the program splitting step has two functionalities, removing **new** and **H** operations as well as permitting testing for one step in a loop program. In the example above, we test one step in a repeat-until-success loop, e.g., the above step is the key component of the one step in the repeat-until-success program P in Figure 3.

The “Test Gen” step in our PBT framework (Figure 10) generates test cases to test the key component P' above, based on the program semantics in Figure 7. After the **new** and **H** operations, the post-state for our program semantics is (Φ, P') , with Φ mapping θ , entanglement groups, to superposition states φ . Each **H** operation generates a single qubit uniformly distributed superposition state. However, transitions over superposition states make it hard to perform effective testing. To resolve such a problem, we utilize the summation formula in Section 1 to reduce the transitions over superposition states to transitions over basis-kets, i.e., instead of testing the program correctness based on the state being a superposition, we transform the correctness property so that we can test on the state being basis-kets. In this case, the post-state after applying **new** and **H** operations is $(\theta \rightarrow r \cdot \eta, P')$, with $r \cdot \eta$ being a representative basis-ket state based on φ above.

Clearly, φ can be written in the Dirac notation of $\sum_j \rho_j$ with $\rho_j = r_j \cdot \eta_j$, so picking a representative basis-ket state could be an arbitrary j -th basis-ket, i.e., $r_j \cdot \eta_j$. Given $\theta = (b_0, b_1, \dots, b_m, \bar{q}_2, \bar{q}_3)$, the superposition state φ could also be written as the follows.

$$\sum_{b_0=0}^1 \sum_{b_1=0}^1 \dots \sum_{b_m=0}^1 r(b_0, b_1, \dots, b_m) \cdot \eta(b_0, b_1, \dots, b_m)$$

Here, b_0, b_1, \dots, b_m are qubit variables being **Nor** typed initially, where the **H** operations being removed from the testing program were assumed to be applied to them already. Since applying a **H** operation to a **Nor** typed qubit $|b_a\rangle$ creates a uniformly distributed superposition $\sum_{b=0}^1 \frac{1}{\sqrt{2}} (-1)^{b \cdot b_a} |b\rangle$. Then, if we apply **H** operations to m different qubits, we end up with the state form above, with $r(b_0, b_1, \dots, b_m)$ being an amplitude formula and $\eta(b_0, b_1, \dots, b_m)$ being a basis-vector formula, both related to variables b_0, b_1, \dots, b_m . Thus, we can utilize the symbolic basis-ket state $r(b_0, b_1, \dots, b_m) \cdot \eta(b_0, b_1, \dots, b_m)$ as the representative basis-ket for testing, with the variables b_0, b_1, \dots, b_m being random variables. For each random variable b_j , the above superposition state indicates that we can randomly choose the value $b_j \in \{0, 1\}$ for a particular test instance. So, for m qubits, we have 2^m different test instances depending on the different selection of values for the random variables. For the P' program above, we can view each element in the m qubit array \bar{q} as the random variables. Then, we can generate the pattern for an initial state $(\theta \rightarrow r(\bar{q}[0], \dots, \bar{q}[m-1]) \cdot \eta(\bar{q}[0], \dots, \bar{q}[m-1]), P')$ with $\bar{q}[0], \dots, \bar{q}[m-1]$ being random variables and $\theta = (\bar{q}, q, \emptyset)$. We can then generate test instances for choosing different variables for $\bar{q}[j]$ with $j \in [0, m)$.

Once we randomly generate test instances, we can then test the program by running each test instance in our PQASM interpreter that admits our program semantics. The result of the interpreter is provided as input to a specification checker to validate if a specification is satisfied. If the checker makes all test instances answer **true**, we validate the program; otherwise, we report a fault in the program. The key component is a specification checker

XX:14 Validate Quantum State Preparation Programs

that checks the interpreter result against a user-specified property. Below, we show how to set up the specification to test the program's correctness and other properties.

Testing Correctness. To test the correctness, we first run a test instance in our interpreter with the initial state, as $(\theta \mapsto r \cdot \eta, P) \longrightarrow^* (\theta' \mapsto r' \cdot \eta', \{\})$, where $\theta \equiv \theta'$. For a user-specified property ψ , we check the property $\psi(r \cdot \eta, r' \cdot \eta')$ by replacing variables with $r \cdot \eta$ and $r' \cdot \eta'$ and checking if the property is satisfied. In testing the correctness, a general pattern for the property ψ is listed as follows.

$$(1) \sum_j r_j \cdot \eta_j \rightarrow f(\sum_j r_j \cdot \eta_j) \quad (2) \sum_j r_j \cdot \eta_j \rightarrow \sum_k g(r_k \cdot \eta_k) \wedge \phi(k) \quad (3) \forall j. r_j \cdot \eta_j \rightarrow g'(r_j \cdot \eta_j) \wedge \phi(j)$$

The property (1) above basically defines the program semantics, i.e., given a superposition state $\sum_j r_j \cdot \eta_j$, f is the semantic function for a program e . As in (2), in Dirac notation, the superposition is a linear sum, so one can always find a state description function g such that $f(\sum_j r_j \cdot \eta_j) = \sum_k g(r_k \cdot \eta_k)$, i.e., we drag the sum operator in the front. In many cases, there need to be some properties defining the index k in the sum operator, such as $\phi(k)$ above. Here, both j and k are indices for two different sum operators. In many cases, function g can be turned into an equivalent form g' based on index j . Once we equate the two indices, we can utilize the summation formula to describe the correctness without any sum operators. Then, we can describe the index restriction ϕ based on index j , as shown in (3) above. Here, (3) refers to the fact that we start with a superposition state with a representative basis-ket state $r_j \cdot \eta_j$ and outputs a basis-ket state $g'(r_j \cdot \eta_j)$, with the post-state index restriction $\phi(j)$.

To test the simple repeat-until-success state preparation program in Figure 1b, we test the above one-step key component program. The correctness property can be defined as the right one below, and the left one is the property based on the superposition state.

$$x = 1 \Rightarrow \sum_j^{2^m} \frac{1}{\sqrt{2^m}} |j\rangle |0\rangle \rightarrow \sum_j^n \frac{1}{\sqrt{n}} |j\rangle \quad \forall j \in [0, 2^m). x = 1 \Rightarrow |j\rangle^{\otimes m} |0\rangle^{\otimes 1} \rightarrow |j\rangle^{\otimes m} \wedge j < n$$

The right property means that each basis-ket in the pre-state for qubit array \bar{q} has the basis vector form $|j\rangle^{\otimes m}$, and the qubit q has the state $|0\rangle^{\otimes 1}$. The $\otimes m$ and $\otimes 1$ flags refer to the number of qubits in quantum array variables \bar{q} and q . Essentially, each basis vector state is a bitstring, and a flag $\otimes m$ identifies a bitstring with length m . In specifying a testing property, the flag essentially indicates the length of a bitstring piece, which is cast into a natural number for comparison. The post-state results in \bar{q} having the same basis-ket while we have j less than n if the measurement results in $x = 1$. To test the property against the interpreter outputs, $|j\rangle^{\otimes m}$ is essentially a length m bitstring, i.e., in a basis vector j , we can view $j[k]$, for $k \in [0, m)$, being the k -th bit in the bitstring. The program P' has an initial basis vector state pattern as $|\bar{q}[0]\rangle \dots |\bar{q}[m-1]\rangle |0\rangle$. Here, $|0\rangle$ is the state for qubit q and $\bar{q}[0], \dots, \bar{q}[m-1]$ are random variables for qubit array \bar{q} . To check the property, we bind each $j[k]$ with $\bar{q}[k]$ for $k \in [0, m)$, and see if the output basis-ket state results in the same $\bar{q}[0], \dots, \bar{q}[m-1]$. Additionally, we check if the natural number representation of \bar{q} is less than n , i.e., we turn the bitstring $\bar{q}[0], \dots, \bar{q}[m-1]$ to a natural number and compare it with n .

In using the above implementation, we can use our PBT testing framework to assure with high confidence, for the simple repeat-until-success program, that whenever a measurement results in 1, the basis-vector of the basis-ket state of the \bar{q} is less than n .

Testing Other Properties. The above implementation is only useful in testing the correctness properties of PQASM programs. In testing other properties, such as probability and effectiveness properties, the properties might be different. For example, in testing Figure 3, we might want to ask how likely the qualified state can be prepared. The problem is hard to test in general, but it can be effectively sampled out in some PQASM programs.

$$x = 1 \Rightarrow \sum_j^{2^m} \frac{1}{\sqrt{2^m}} |j\rangle |0\rangle \rightarrow \sum_j^n \frac{1}{\sqrt{n}} |j\rangle$$

In the property describing the transitions over the superposition state listed above, the number of qubits in \bar{q} is m and $n \in [0, 2^m)$. Here, let's see how to test the effectiveness of the program, i.e., the probability that the repeat-until-success program produces the correct state. Note that superposition states are always uniformly distributed without any Ry operations. The success rate of preparing a superposition state in the repeat-until-success scheme is the ratio of the number of possible basis-vector values less than n and the total number of possible basis-vector random values, i.e., $\bar{q}[0], \dots, \bar{q}[m-1]$. We can test the effectiveness by calculating the number of possible values \bar{q} less than n , by interpreting \bar{q} as a natural number, dividing the number of possible values \bar{q} , which is 2^m .

In general, assume that we have a basis-vector expression $e(\bar{q})$ for m qubits \bar{q} , we have a measurement statement $\mathcal{M}(e(\bar{q}))$, store the result in v , and have a boolean check on v as $B(v)$ defining the good states. The probability of having the good states is the division of number of possible basis-vector values for $e(\bar{q})$ for assigning $\{0, 1\}^m$ for \bar{q} , where $B(e(\bar{q})) = \text{true}$, and the number of possible basis-vector values $e(\bar{q})$ for all possible assignments. In the simple repeat-until-success example in Figure 1b, the effectiveness can be described as $\frac{n}{2^m}$; such property can be tested by sampling. In some complicated cases, the right property might be hard to test, but one can always use Coq to verify the effectiveness via the above scheme.

Performance Optimizations. We took several steps to improve testing performance. For example, we streamlined the representation of states: Per the semantics in Figure 6, in a state with n qubits, the phase associated with each qubit can be written as $\alpha(\frac{v}{2^n})$ for some natural number v . Qubit values in both bases are thus pairs of natural numbers: the global phase v (in range $[0, 2^n)$) and b (for $|b\rangle$) or y (for $|\Delta(\frac{y}{2^n})\rangle$). An PQASM state φ is a map from qubit positions p to qubit values q ; in our proofs, this map is implemented as a partial function, but for testing, we use an AVL tree implementation (proved equivalent to the functional map). To avoid excessive stack use, we implemented the PQASM semantics function tail-recursively. To run the tests, QuickChick runs OCaml code that it *extracts* from the Coq definitions; during extraction, we replace natural numbers and operations thereon with machine integers and operations. We present performance results in Section 5.

4.2 Translation from Pqasm to SQIR

We translate PQASM to SQIR by mapping PQASM virtual qubits to SQIR concrete qubit indices and expanding PQASM instructions to sequences of SQIR gates. SQIR [25] is a quantum circuit language based on Coq, containing standard quantum gates, such as Hadamard, controlled, and Ry gates, sequential operations, and quantum measurement operations. To express the classical components of quantum algorithms, SQIR typically utilizes Coq program constructs. To define our compiler, we utilize the SQIR one-step non-deterministic semantics, containing one-step operational semantics for simple Coq constructs, such as conditionals and classical sequential operations.

The PQASM to SQIR translation is expressed as the two level judgments $\Xi \vdash \iota \gg \epsilon$ and $(n, \Xi, e) \gg (n', \Xi', \chi)$, where ϵ is the output SQIR circuit, and Ξ and Ξ' map an PQASM qubit q to a SQIR concrete qubit index (i.e., offset into a global qubit register), χ is a hybrid program including SQIR quantum circuits and Coq classical programs, and n and n' are the qubit sizes in the whole system.

Figure 11 depicts a selection of translation rules.⁴ Rules CRy and CCU are the instruction

⁴ Translation, in fact, threads through the typing judgment, but we elide that for simplicity.

XX:16 Validate Quantum State Preparation Programs

$$\begin{array}{c}
\text{CRy} \\
\Xi \vdash \text{Ry}^r q \gg (\gamma, \text{Ry}^r(\Xi(q))) \\
\\
\text{CHAD} \\
(n, \Xi, \text{H}(q)) \gg (n, \Xi, \text{H}(\Xi(q))) \\
\\
\text{CNEW} \\
\frac{\Xi' = \Xi[\forall q \in \bar{q}. q \mapsto |\Xi| + \text{ind}(\bar{q}, q)]}{(n, \Xi, \text{new}(\bar{q})) \gg (n + |\bar{q}|, \Xi', \{\})} \\
\\
\text{CCU} \\
\frac{\Xi \vdash \iota \gg \epsilon \quad \epsilon' = \text{ctrl}(\gamma(q), \epsilon)}{\Xi \vdash \text{CU } p \iota \gg \epsilon'} \\
\\
\text{CSEQ} \\
\frac{(n, \Xi, e_1) \gg (n', \Xi', \chi_1) \quad (n', \Xi', e_2) \gg (n'', \Xi'', \chi_2)}{(n, \Xi, e_1 ; e_2) \rightarrow (n'', \Xi'', \chi_1 ; \chi_2)} \\
\\
\text{CMEAS} \\
\frac{(n, \Xi \setminus \bar{q}, e) \gg (n', \Xi', \chi)}{(n, \Xi, \text{let } x = \mathcal{M}(\bar{q}) \text{ in } e) \rightarrow (n', \Xi', \mathcal{M}(\bar{q}); \chi)} \\
\\
\text{CNEXT} \\
\frac{\Xi \vdash \iota \gg \epsilon}{(n, \Xi, \iota) \gg (n, \Xi, \epsilon)}
\end{array}$$

■ **Figure 11** Select PQASM to SQIR translation rules (SQIR circuits are marked blue). $|\Xi|$: the length of Ξ ; $\text{ind}(\bar{q}, q)$: the index of q in array \bar{q} . $\mathcal{M}(\bar{q})$ repeats $|\bar{q}|$ times on measuring qubit array \bar{q} .

level translation rules, which translate a PQASM instruction to a SQIR unitary operation. $\text{Ry}^r q$ has which has a directly corresponding gate in SQIR. In the CU translation, the rule assumes that ι 's translation does not affect the Ξ position map. This requirement is assured for well-typed programs per rule CU in Figure 8. ctrl generates the controlled version of an arbitrary SQIR program using standard decompositions [36, Chapter 4.3].

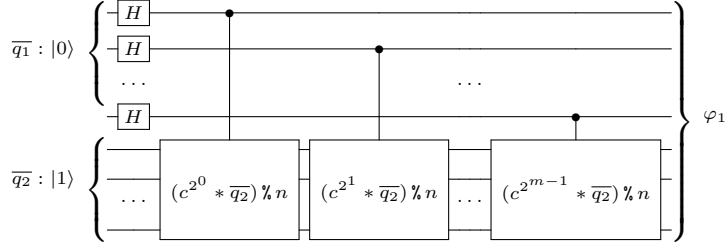
The other rules in Figure 11 are the program level rules, which translate a PQASM program to a hybrid Coq program including SQIR circuits with possible measurement operations. Rule CNEXT connects the instruction and the program-level translations. Rule CHAD translates a Hadamard operation to a SQIR Hadamard gate, while rule CSEQ translates a sequencing operator.

Rule CNEW translates a qubit creation operation in PQASM. In SQIR, there is no qubit creation, in the sense that every qubit is assumed to exist in the first place. The translation essentially translates the operation to a SKIP operation in SQIR and increments the qubit heap size in the generated SQIR program. Note that the qubit size in the translation is always incrementing, i.e., a quantum measurement does not remove qubits but just makes some qubits inaccessible. Rule CMEAS translates a PQASM measurement operation to SQIR measurements by repeatedly measuring out qubits in \bar{q} . The translation removes measured qubits from Ξ , but it does not modify the qubit size.

We have proved PQASM-to-SQIR translation correct. The proof utilizes the SQIR nondeterministic semantics, where a qubit measurement produces two possible outcomes with different probabilities associated with the outcomes, i.e., this nondeterministic semantics is essentially SQIR's way of describing a Markov-chain procedure. To formally state the correctness property, we relate PQASM superposition states Φ to SQIR states, written as $\llbracket \Phi \rrbracket^{n'}$, which are vectors of $2^{n'}$ complex numbers. We can utilize Ξ to relate qubits in PQASM with qubit positions in SQIR.

► **Theorem 4.** [PQASM translation correctness] Suppose $\Sigma; \Omega \vdash e \triangleright \Omega'$ and $(n, \Xi, e) \rightarrow (n', \Xi', \chi)$. Then for $\Omega \vdash \Phi$ and $(\Phi, e) \xrightarrow{r} (\Phi', e')$, we have $(\llbracket \Phi \rrbracket^{n'}, \chi) \xrightarrow{r} (\llbracket \Phi' \rrbracket^{n'}, \chi')$ and $(n', \Xi', e') \gg (n'', \Xi'', \chi')$.

The proof of translation correctness is by induction on the PQASM program e . Most of the proof simply shows the correspondence of operations in e to their translated-to gates ϵ in SQIR, except for **new** and measurement operations, which update the Ξ map.



■ **Figure 12** Modular Exponentiation Circuits

5 Case Studies and Evaluation

We show several case studies here to demonstrate the power of PQASM for testing state preparation programs. To describe some construct, we define the following repeat operator for repeating a process n times, based on the PQASM syntax. Here, P is a function taking a natural number and outputs a quantum program.

$$Re(P, n) \triangleq \text{if } (n = 0) \{ \} \text{ else } Re(P, n - 1) ; P(n - 1)$$

5.1 Superposition State of Modular Exponentiation

The superposition state of modular exponentiation is used in Shor's algorithm [45], where we prepare a state $\varphi_1 = \frac{1}{\sqrt{2^m}} \sum_j |j\rangle |c^j \% n\rangle$, based on two natural numbers c and n with $\gcd(c, n) = 1$.

$$\begin{aligned} Q(\overline{q_1}, \overline{q_2})(k) &\triangleq \text{CU } (\overline{q_1}[k]) (c^{2^k} * \overline{q_2}) \% n \\ P(m) &\triangleq \text{new}(\overline{q_1}) ; \text{new}(\overline{q_2}) ; \mathbb{H}(\overline{q_1}) ; Re(Q(\overline{q_1}, \overline{q_2}), m) \end{aligned}$$

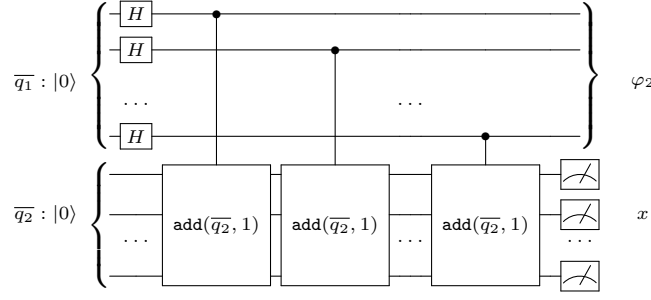
We show the program to prepare the modular exponentiation state above, with the circuit given in Figure 12. The program starts with two new length m qubit arrays $\overline{q_1}$ and $\overline{q_2}$, and turn $\overline{q_1}$ to a uniformed superposition by applying m Hadamard gates. We then repeat m times a controlled modular multiplication ($\text{CU } (\overline{q_1}[k]) (c^{2^k} * \overline{q_2}) \% n$) application, controlling on the qubit $\overline{q_1}[k]$ and applying modular multiplications to the qubit array $\overline{q_2}$. The correctness testing is based on cutting off the first three operations, and the program piece to test is $Re(Q(\overline{q_1}, \overline{q_2}), m)$, where $Q(\overline{q_1}, \overline{q_2})$ is a function taking in a number k and outputting a program $\text{CU } (\overline{q_1}[k]) (c^{2^k} * \overline{q_2}) \% n$. The testing correctness specification is written as follows.

$$\forall j \in [0, 2^m) . |j\rangle^{\otimes m} |0\rangle^{\otimes m} \rightarrow |j\rangle^{\otimes m} |c^j \% n\rangle^{\otimes m}$$

Here, we have a length $2m$ bitstring with the lengths of $\overline{q_1}$ and $\overline{q_2}$ being m . Testing the m -step loop program $Re(Q(\overline{q_1}, \overline{q_2}), m)$ essentially executes the Q program m times. In executing the k -th loop step, we have the following loop invariant.

$$|j\rangle^{\otimes k} |c^j \% n\rangle^{\otimes m} \rightarrow |j\rangle^{\otimes k+1} |c^j \% n\rangle^{\otimes m}$$

In the pre-state, $|j\rangle$ is a length k bitstring while the post-state has $|j\rangle$ being length $k+1$. To understand the behavior, notice that we have the most significant bit on the right. A $k+1$ length bitstring $|j\rangle$ can be expressed as a composition over a length k bitstring as $|j\rangle^{\otimes k} |0\rangle^{\otimes 1}$ or $|j\rangle^{\otimes k} |1\rangle^{\otimes 1}$, with the most significant bit being 0 or 1. For the former case, applying the controlled modular multiplication results in $|j\rangle^{\otimes k} |0\rangle^{\otimes 1} |c^j \% n\rangle^{\otimes m}$, i.e., the $\overline{q_2}$ part of



■ **Figure 13** One step of the hamming weight state preparation program (repeat-until-success).

the bitstring remains the same. For the latter case ($|j\rangle^{\otimes k} |1\rangle^{\otimes 1}$), the controlled modular multiplication results in the state $|j\rangle^{\otimes k} |1\rangle^{\otimes 1} |c^{2^k} * c^j \% n \% n\rangle^{\otimes m} = |j\rangle^{\otimes k} |1\rangle^{\otimes 1} |c^{j+2^k} \% n\rangle^{\otimes m}$. Both cases can be rewritten to the post-state in the loop invariant above.

To test the program piece $Re(Q(\overline{q_1}, \overline{q_2}), m)$ against the above testing specification, we view $\overline{q_1}$ as a length m array of random variables, and prepare a initial state $|\overline{q_1}[0], \dots, \overline{q_1}[m-1]\rangle^{\otimes m} |0\rangle^{\otimes m}$, with random generation of length m binary bitstrings, as test instances, for the variables $\overline{q_1}[0], \dots, \overline{q_1}[m-1]$. We then use the mechanism in Section 4.1 to test the program piece, performing a sort of unit testing. As we mentioned in Section 1, after we test enough samples of different input basis-ket states with different values for random variables, we have a high assurance that the modular exponentiation state preparation program correctly prepares a superposition state.

Note that the program is not a repeat-until-success program but a deterministic quantum circuit program, so the probability of preparing the superposition state is 100%.

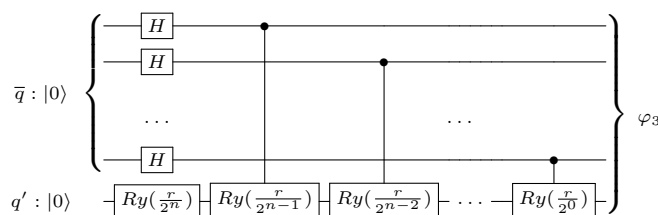
5.2 Superposition of Hamming Weights

Many algorithms require special kinds of initial superposition states. The quantum clique finding algorithm [13] requires the state preparation of a k -th hamming weight superposition state, i.e., we prepare a state $\varphi_2 = \frac{1}{\sqrt{N}} \sum_j^N |c_j\rangle$, with the number of 1's bit in c_j is k .

Assuming that φ_2 is a length n qubit state, φ_2 has N different basis-kets, with $N = \binom{n}{k}$.

$$\begin{aligned}
 Q(\overline{q_1}, \overline{q_2})(j) &\triangleq \text{CU}(\overline{q_1}[j]) \text{ add}(\overline{q_2}, 1) \\
 P(n, k) &\triangleq \text{new}(\overline{q_1}); \text{new}(\overline{q_2}); \text{H}(\overline{q_1}); Re(Q(\overline{q_1}, \overline{q_2}), n); \text{let } x = \mathcal{M}(\overline{q_2}) \text{ in if } (x = k) \{ \} \text{ else } P(n, k)
 \end{aligned}$$

We show a repeat-until-success program of preparing the hamming weight state above, with the circuit in Figure 13 showing a single quantum step in $P(n, k)$. The program starts with two new length n qubit arrays $\overline{q_1}$ and $\overline{q_2}$, and turn $\overline{q_1}$ to a uniformed superposition by applying n Hadamard gates. We then repeat n times of a controlled addition ($\text{CU}(\overline{q_1}[j]) \text{ add}(\overline{q_2}, 1)$) applications — controlling on the qubit $\overline{q_1}[j]$ and applying additions to the qubit array $\overline{q_2}$. The controlled additions count the number of 1's bits in $\overline{q_1}$ and store the result in $\overline{q_2}$. If the measurement on the qubit array $\overline{q_2}$ results in k (assigning to x), it means that the φ_2 state of the qubit array $\overline{q_1}$ is a superposition of basis-ket states with the vector having k bits of 1. Otherwise, we repeat the process P again with two new qubit arrays $\overline{q_1}$ and $\overline{q_2}$ until the measurement result k appears. The repeat-until-success program guarantees that a k -th hamming weight superposition state is prepared correctly. Note that $Q(\overline{q_1}, \overline{q_2})$ in Re is a function taking in a natural number argument j and then performing a controlled addition.



■ **Figure 14** Quantum state preparation for amplitude amplification.

$$Re(Q(\bar{q}_1, \bar{q}_2), n); \text{let } x = \mathcal{M}(\bar{q}_2) \text{ in if } (x = k) \{ \} \text{ else } \{ \}$$

$$\forall j \in [0, 2^n). |j\rangle^{\otimes n} |0\rangle^{\otimes n} \rightarrow |j\rangle^{\otimes n} \wedge \text{sum}(n2b(j)) = k$$

To test the correctness of the hamming weight state preparation program, we shrink the program by removing the `new` and `H` operations. The program piece and the correctness specification are listed above. We then utilize the testing procedure in Section 4.1 to perform the testing. Here, we assume that the `Had` typed qubits \bar{q}_1 are already prepared, and we randomly generate a length n bitstring for the random variables $\bar{q}_1[0], \dots, \bar{q}_1[n-1]$. Each random variable represents the basis-bit of a single qubit superposition, meaning that it can be 0 or 1. We set up the PBT to randomly sample values for the random variables and exclusively test the correctness of the transition behavior of basis-ket states. The key correctness property for the hamming weight state is that each output basis-ket of \bar{q}_1 should have exactly k bits of 1.

More specifically, each basis-ket is essentially a bitstring, so we then defined a correspondence between these bitstrings and program states in the PQASM testing semantics and conjectured that, for any input, the semantics of our compiled oracle match the outputs from our specification function. Using random testing (Section 4.1), we individually tested the above program piece, performing a sort of unit testing. As we mentioned in Section 1, after we test enough samples of different input basis-kets with different values for random variables, we have a high assurance that the hamming weight state preparation program correctly prepares a superposition state.

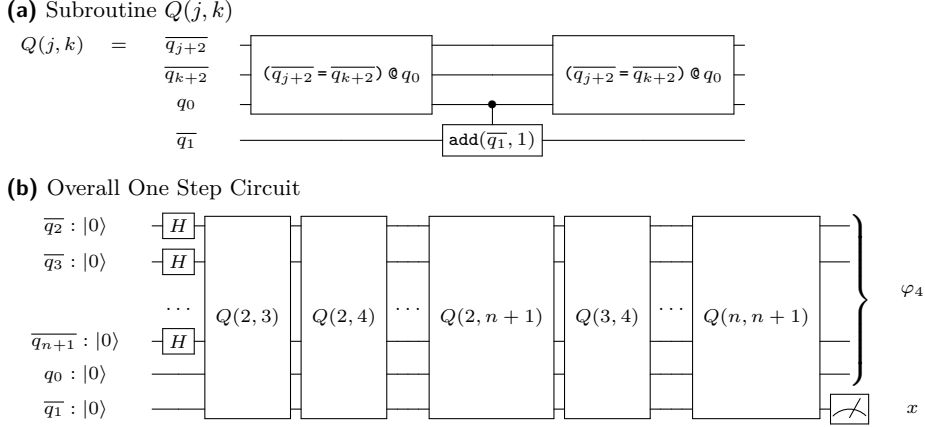
The judgment of the efficiency of the program in successfully preparing the superposition state can easily be done by counting the number of basis-kets in a superposition quantum state. Notice that every superposition state prepared by a simple Hadamard operation produces a uniformed superposition, meaning that the likelihood of measuring out any basis-ket vector is equally likely. Thus, we only need to compare the ratio between the number of basis-kets after the Hadamard operations are applied and the basis-ket number in \bar{q}_1 after the measurement is applied. The former contains 2^n different basis-kets for n Hadamard operations, and the latter has $\binom{n}{k}$ basis-kets in a k -th hamming weight state.

So, the success rate of a single try in the program is $\binom{n}{k} / 2^n$.

5.3 Preparing States in Amplitude Amplifications Through Ry Gates

In the amplitude amplification algorithm, one needs to prepare a special superposition states [47], with the circuits showing in Figure 14. The prepared state is $\varphi_3 = \frac{1}{\sqrt{2^n}} \sum_j |j\rangle |\Delta(\frac{(2j+1)r}{2^n})\rangle$. Then, the amplitude amplification algorithm utilizes the last qubits ($|\Delta(\frac{(2j+1)r}{2^n})\rangle$) to amplify the amplitudes of the basis-kets having a particular property with respect to some j . The r

XX:20 Validate Quantum State Preparation Programs



■ **Figure 15** One step of distinct element state preparation program.

value is the upper limit of the possible amplitude value, i.e., we want to carefully select r to ensure $\frac{(2j+1)r}{2^n} \in [0, \frac{\pi}{2})$.

$$\begin{aligned} Q(\overline{q}, q')(j) &\triangleq \text{CU}(\overline{q}[j]) \text{Ry}^{\frac{\pi}{2^{n-j}}} q' \\ P(n) &\triangleq \text{new}(\overline{q}) ; \text{new}(q') ; \text{H}(\overline{q}) ; \text{Ry}^{\frac{\pi}{2^n}} q' ; \text{Re}(Q(\overline{q}, q'), n) \end{aligned}$$

In PQASM, we implement the state preparation program P generates a qubit array \overline{q} and a single qubit q' . We then apply Hadamard operations on \overline{q} and a Y -axis rotation on q' . Eventually, we apply a series of controlled Y -axis rotation operations — controlling on the $\overline{q}[j]$ qubit, for $j \in [0, n)$ and applying Ry on q' ; each single controlled Y axis rotation is handled by the Q process.

Since there is no measurement in the above program, the success rate of preparing the amplitude amplification state is theoretically 100%. We mainly test the correctness here.

$$\text{Ry}^{\frac{\pi}{2^n}} q' ; \text{Re}(Q(\overline{q}, q'), n) \quad \forall j \in [0, 2^n). |j\rangle^{\otimes n} |0\rangle^{\otimes 1} \rightarrow |j\rangle^{\otimes n} |\Delta(\frac{(2j+1)r}{2^n})\rangle^{\otimes 1}$$

In doing so, we can adapt the same strategy in the hamming weight state preparation, where we assume the correctness of the portion, $\text{new}(\overline{q}) ; \text{new}(q') ; \text{H}(\overline{q})$, can be easily judged, so we should mainly focus on testing the portion below. The correctness specification is described in the right above. In testing this portion, we notice that the qubit array \overline{q} is in Had type, and we generate random variables, with binary values 0 or 1, for every qubit in the array. Through the testing procedure in Section 4.1, we can assure that the result of the program produces the superposition state φ_3 .

5.4 Superposition of Distinct Elements

There are other special superposition states required for other quantum algorithms. One example is the superposition state in the element distinctness algorithm. Here, we assume that we are given a graph with n different vertices, and the algorithm begins with a superposition of different combinations of vertices, as shown below.

$$\varphi_4 = \frac{1}{\sqrt{n!}} \sum_j \sigma_j (|x_1\rangle |x_2\rangle \dots |x_n\rangle)$$

Here, x_1, x_2, \dots, x_n are different vertex keys in the graph, σ_j is a permutation of the key list $|x_1\rangle |x_2\rangle \dots |x_n\rangle$. There are $n!$ different kinds of permutations, so the uniformed amplitude

for each basis-ket is $\frac{1}{\sqrt{n!}}$. Essentially, the superposition of different vertex combinations means we are preparing a superposition state containing all the permutations of different vertex keys. Such superposition of permutation is widely used in many algorithms, such as the quantum fingerprinting algorithm [8].

```

Q(k)(j)  $\triangleq$  ( $\overline{q_{j+2} = q_{k+2}}$ ) @ q0 ; CU q0 ( $\overline{q_1 + 1}$ ) ; ( $\overline{q_{j+2} = q_{k+2}}$ ) @ q0
R(j)(n)  $\triangleq$  Re(Q(j), n)
H(j)  $\triangleq$  H( $\overline{q_{j+2}}$ )
T(j)  $\triangleq$  new( $\overline{q_{j+1}}$ )
P(n)  $\triangleq$  new(q0) ; Re(T, n + 1) ; Re(H, n) ; Re(R(n - 1), n) ; let x = M( $\overline{q_1}$ ) in if (x = 0) {} else P(n)

```

For simplicity, we only implement the above program to prepare a superposition state of distinct elements, i.e., each basis-ket in the superposition state stores n distinct elements (vertex key), each key having a qubit size m . Note that if $n = 2^m$, i.e., we have 2^m different vertices having keys $u \in [0, 2^m)$, then the superposition state represents a superposition of all the permutations. We show a repeat-until-success program of preparing the distinct element superposition state above, with the circuit in Figure 15 showing a single quantum step in $P(n)$. We first initialize a single qubit q_0 , and use $T(j)$ to initialize $n + 1$ different qubit arrays, $\overline{q_{j+1}}$, with $j \in [0, n + 1)$, and we assume that $\overline{q_{j+1}}$ is an m length qubit array. We then apply Hadamard operations to all qubit arrays $\overline{q_{j+2}}$, for $j \in [0, n)$. Here, q_0 and $\overline{q_1}$ are ancillary qubits.

Essentially, we can view $\overline{q_{j+2}}$, for $j \in [0, n)$, as an n -length array of qubit arrays. The program applies $O(n^2)$ times of Q processes, each of which applies an equivalent check on two elements in the n -length array, i.e., we compare the basis-ket data in q_{j+2} and q_{k+2} ($j, k \in [0, n)$), if $j + 2 \neq k + 2$ (same as $j \neq k$), and store the boolean result in q_0 bit, where 0 represents the two basis-ket data are not equal and 1 means they are equal. Then, we also add the result to $\overline{q_1}$ and apply the comparison circuit again to clean up the ancillary qubit q_0 , meaning that we restore q_0 's state to $|0\rangle$. This procedure describes the circuit in Figure 15a.

After any two different elements in the n -length array finish a Q process, we observe that q_0 is back to $|0\rangle$ state, and $\overline{q_1}$ stores the number of same basis-kets between any two distinct elements in the n -length array. We then measure $\overline{q_0}$ and see if the measurement result is 0. If so, a permutation superposition state is prepared because it means that in all the basis-kets in the prepared superposition, there are no two-qubit array elements $\overline{q_k}$ and $\overline{q_l}$ that have equal key. If not, we repeat the process, and the repeat-until-success program guarantees the creation of the permutation superposition state.

The testing of the permutation superposition preparation program can be divided into two parts: the correctness testing and the efficiency judgment. To test the correctness, we utilize the testing procedure in Section 4.1. We create the testing program piece by shrinking out the new and H operations in the original program. The program piece and the testing specification are listed below.

$$\begin{aligned}
& Re(R(n - 1), n) ; \text{let } x = \mathcal{M}(\overline{q_1}) \text{ in if } (x = 0) \{ \} \text{ else } \{ \} \\
x = 0 & \Rightarrow \forall j, j' \in [0, 2^{n*m}). |0\rangle^{\otimes 1} |0\rangle^{\otimes n} |j\rangle^{\otimes n*m} \rightarrow |0\rangle^{\otimes 1} |j'\rangle^{\otimes n*m} \wedge \text{dis}(j', m)
\end{aligned}$$

In the specification, j and j' represent the values for two arrays of qubit arrays, i.e., j represents the bitstring value for composing basis-ket values of all elements in the qubit array $\overline{q_{l+2}}$, with $l \in [0, n)$. The qubit array $\overline{q_{j+2}}$ has $n * m$ qubits and we slice the basis-vector for the whole qubit array into n different small segments for the qubit ranges $[l * m, l * (m + 1) - 1)$, each basis-vector segment representing a vertex key. Since we apply Hadamard operations to

XX:22 Validate Quantum State Preparation Programs

all of them, it creates a uniformed superposition state containing 2^{n*m} different basis-vector states. In the post-state of the specification, the q_0 qubit is still $|0\rangle$. For the qubit arrays $\overline{q_2}, \dots, \overline{q_{m+2}}$, if the measurement result is $x = 0$, we result in a superposition state of distinct elements, i.e., any two elements (each element l is a segment of $[l * m, l * (m + 1) - 1]$) in the qubit array $\overline{q_{j+2}}$ have distinct basis-vectors. We use the predicate $\text{dis}(j', m)$ to indicate that all length m segments in the bitstring $|j\rangle$ are pair-wise distinct. Via our PBT testing framework, we have a high assurance that the distinct element state preparation program correctly prepares such a superposition state.

The judgment of the efficiency of the program in successfully preparing the superposition state can easily be done by counting the number of basis-ket states in a superposition quantum state. Notice that every superposition state prepared by a simple Hadamard operation produces a uniformed superposition, meaning that the likelihood of measuring out any basis state vectors is equally likely. Thus, we only need to compare the ratio between the number of basis-kets right after the Hadamard operations are applied and the basis-ket number in $\overline{q_{j+2}}$. Here, we count the case for $n = 2^m$ where a permutation superposition state is prepared. For $j \in [0, n)$ with $n = 2^m$, after the measurement is applied. The former contains 2^{nm} different basis-kets for $n * m$ Hadamard operations, and the latter has $n!$ basis-kets in a k -th permuted superposition state. So, the success rate of a single try in the program is $\frac{n!}{2^{nm}}$.

5.5 Evaluation

State Preparation Programs	QC Time in PQASM	DDSim Simulatable?
n basis-ket State Preparation	2.4	No
Modular Exponentiation Superposition	19.7	No
Hamming Weight Superposition	24.9	No
Superposition in Amplitude Amplifications	2.1	No
Distinct Element Superposition	658	No

■ **Figure 16** Evaluation on different state preparation programs. Qubit array length is 60. “QC time” is the time (in seconds) for QuickChick to run 10,000 tests. All the tests are conducted in an i7 Ubuntu Mach. 16G RAM.

As shown in Figure 16, we have fully validated the five examples in these papers via our PBT testing framework, including the n basis-ket state preparation programs, the modular exponentiation superposition state used in Shor’s algorithm, the hamming weight superposition state, the superposition state used in amplitude amplification algorithms, and the superposition state of distinct elements. These constitute the first validated-correct implementations of these n basis-ket state preparations, the hamming weight superposition state, and the superposition state of distinct elements, as far as we are aware.

All other operations in the figure were tested with QuickChick. To ensure these tests were efficacious, we confirmed they could find hand-injected bugs; e.g., we changed the rotation angles in the Ry gate in the amplitude amplification state preparation and confirmed that our PBT could catch the inserted bugs. The tables in Figure 16 give the running times for the QuickChick tests—the times include the cost of extracting the Coq code to OCaml, compiling it, and running it with 10,000 randomly generated inputs. We tested these programs on 60-bit inputs (the number relevant to the reported qubit and gate sizes). Most tests are completed in a few seconds, while the test for the distinct element superposition preparation program finishes in a few minutes. For comparison, we translated our programs to SQIR,

converted the SQIR programs to OpenQASM 2.0 [16], and then attempted to simulate the resulting circuits on test inputs using DDSim [9], a state-of-the-art quantum simulator. Unsurprisingly, the simulation of the 60-bit versions did not complete when running overnight. The experiment provided a good degree of assurance, and the time saved allowed us to better understand PQASM's performance.

There is a difference in the program execution between DDSim and PQASM. The latter abstracts the arithmetic operations and assumes that the operations can be dealt with in the previous VQO framework, while DDSim executes the whole circuits generated from a PQASM program. To compare the effects, we list the QuickChick testing time (running 10,000 tests) of the operations used in our state preparation programs in Figure 17; such running time data was given in VQO [29]. The addition and comparison circuits do not greatly affect the execution of our PQASM programs. The testing of modular multiplication circuits might be costly, as our 60-bit modular exponentiation contains 60 modular multiplication operations. However, a typical testing scheme might only test the correctness of a costly subcomponent once and use its semantic property in testing other programs utilizing the subcomponents. More importantly, the purpose of the experiment of DDSim executions is to show the state-of-the-art impossibility of executing quantum programs in a classical computer while our PQASM framework can validate quantum programs.

Operation	QC Time
Addition	2
Comparison	5
Modular Multiplication	794

■ **Figure 17** Arith operation QC time.

During the quantum state preparation program development, we found several issues in two original algorithms [8, 3] that utilize these special superposition states. The two algorithms both require the preparation of a superposition state of distinct elements (or the superposition state of permutations of distinct elements), but they do not specify how such a state can be effectively prepared. To the best of our knowledge, the state preparation program in Section 5.4 is the first program implementation of the state via the repeat-until-success scheme. As we can see in our probability analysis, the chance of preparing such a state is not very high. This fact might indicate that the quantum algorithm advantage arguments over classical algorithms in these works might not be solid because of the unclear preparation for the initial states in these papers. Without our implementations for these state preparation programs, it is impossible to discover these delicate potential faults in these algorithms.

Indeed, in the algorithm [13] that uses the initial hamming weight superposition state, the authors realized the potential low probability of preparing the initial state via the repeat-until-success scheme and pointed out the uses of a specialized gate instead of Hadamard gates, to start their repeat-until-success state preparation program. The special gates created a simple superposition state with a different probability distribution rather than the uniform distribution in the case of using Hadamard gates. The analysis of these specialized superposition gates with different probability distributions will be included in our future work.

The third column in Figure 16 shows whether or not the program is executable in DDSim, which accepts OpenQASM programs. As we mentioned above, none of the programs are classically simulatable. One advantage of using PQASM is to judge the implemented programs' correctness and find a more optimized implementation. In PQASM, we can perform the tasks by using our PBT testing framework. In other frameworks, such as OpenQASM, nothing fundamentally stopped the OpenQASM developers from making the same choices. Still, we note they did not have the benefit of the PQASM type system and PBT framework. It is

almost impossible for these frameworks to test the quantum programs, having the level of circuit size as well as comprehension as our example programs.

6 Related Work

This section gives related work beyond the discussion in Section 4.

Quantum Circuit Languages. Prior research has developed circuit-level compilers to compile quantum circuit languages to quantum computers, such as Qiskit [2], t|ket> [10], Staq [4], PyZX [27], Nam *et al.* [35], quilc [43], Cirq [20], ScaffCC [26], and Project Q [46]. In addition, many quantum programming languages have been developed in recent years. Many of these languages (e.g. Quil [43], OpenQASM [16, 15], SQIR [25]) describe low-level circuit programs. Higher-level languages may provide library functions for performing common oracle operations (e.g., Q# [34], Scaffold [1, 31]) or support compiling from classical programs to quantum circuits (e.g., Quipper [22]), but still leave some important details (like deallocating extra intermediate qubits) to the programmer. There has been some work on type systems to enforce that deallocation happens correctly (e.g., Silq [7]) and on automated insertion of deallocation circuits (e.g., Quipper [22], Unqomp [39]), but while these approaches provide useful automation, they may also lead to inefficiencies in compiled circuits.

Verified Quantum Programming and Compilation of Quantum Programs. Recent work on formally verifying quantum programs includes Qwire [41], SQIR [24], QBricks [11], and QAFNY [30]. These tools have been used to verify a range of quantum algorithms, from Grover’s search to quantum phase estimation. Like these tools, properties of PQASM programs are expressed in a proof assistant. But, unlike these tools, we focus on a quantum sub-language that, while not able to express any quantum program, is efficiently testable for certain properties, such as correctness properties. This allows us to reuse existing infrastructure (like QuickChick [40]) for testing Coq properties.

Recent work has looked at verified optimization of quantum circuits (e.g., VOQC [25], CertiQ [44]), but the problem of verified *compilation* from high-level languages to quantum circuits has received less attention. The only examples of verified compilers for quantum circuits are ReVerC [5] and ReQWIRE [42]. Both of these tools support verified translation from a low-level Boolean expression language to circuits consisting of X, CNOT, and CCNOT gates. Compared to these tools, PQASM supports the compilation for a generalized quantum state preparation program to low-level quantum circuits.

Oracles in Quantum Languages. Quantum programming languages have proliferated in recent years. Many of these languages (e.g., Quil [43], OpenQASM 2.0 [16], SQIR [25]) describe low-level circuit programs and provide no abstractions for describing quantum oracles. Higher-level languages may provide library functions for performing common oracle operations (e.g., Q# [34], Scaffold [1, 31]) or support compiling from classical programs to quantum circuits (e.g., Quipper [21]), but still leave some important details (like uncomputation of ancilla qubits) to the programmer. VQO [29] is most similar to Quipper in terms of programmer experience: an oracle can be either programmed as a circuit in OQASM or programmed as a classical expression in @QIMP and then compiled to a circuit. One added benefit of VQO is its support for randomized testing, which allows programmers to troubleshoot their applications and debug their programs more quickly, especially when quantum techniques like QFT are used. PQASM is built on top of VQO to support a wider range of quantum programs that cannot be programmed only as quantum oracles.

Quantum Software Testing and Validation. There have been many approaches developed for validating quantum programs [37, 52, 50, 18, 33, 49] including the use differential

[49] and metamorphic testing [38], as well as mutation testing [18] and fuzzing [52]. Some key challenges exist for testing quantum programs. First, their input space explodes due to superposition. Second, their results are probabilistic (meaning we need to use statistical measures and/or other approaches to evaluate results). Last, the expected result may be difficult or even impossible to determine. To date, the testing approaches have focused on validating small circuit subroutines (in the sense of having limited input qubit size) rather than testing comprehensive quantum programs, and they are all limited to performing tests in Qiskit, which might not capture all of the machine limitations.

7 Conclusion

We presented PQASM, a framework for expressing and validating quantum state preparation programs. The core of PQASM is a quantum assembly language, which can express a restricted class of quantum programs that are efficiently testable for certain properties and are useful for implementing quantum state preparation programs. We have verified the translator from PQASM to SQIR and have validated (or randomly tested) many programs written in PQASM. We have used PQASM to implement state preparation programs useful in quantum programming, like the quantum modular exponentiation state used in Shor's algorithm, hamming weight superposition state, superposition state used in amplitude amplification algorithms, and superposition of distinct elements. We hope that this work will be the basis for building a quantum validation framework for testing quantum programs in classical computers.

References

- 1 Ali Abhari, Arvin Faruque, Mohammad Javad Dousti, Lukas Svec, Oana Catu, Amlan Chakrabati, Chen-Fu Chiang, Seth Vanderwilt, John Black, Frederic Chong, Margaret Martonosi, Martin Suchara, Ken Brown, Massoud Pedram, and Todd Brun. Scaffold: Quantum Programming Language. Technical report, Princeton University, 2012.
- 2 Gadi Aleksandrowicz, Thomas Alexander, Panagiotis Barkoutsos, Luciano Bello, Yael Ben-Haim, David Bucher, Francisco Jose Cabrera-Hernández, Jorge Carballo-Franquis, Adrian Chen, Chun-Fu Chen, Jerry M. Chow, Antonio D. Córcoles-Gonzales, Abigail J. Cross, Andrew Cross, Juan Cruz-Benito, Chris Culver, Salvador De La Puente González, Enrique De La Torre, Delton Ding, Eugene Dumitrescu, Ivan Duran, Pieter Eendebak, Mark Everitt, Ismael Faro Sertage, Albert Frisch, Andreas Fuhrer, Jay Gambetta, Borja Godoy Gago, Juan Gomez-Mosquera, Donny Greenberg, Ikko Hamamura, Vojtech Havlicek, Joe Hellmers, Łukasz Herok, Hiroshi Horii, Shaohan Hu, Takashi Imamichi, Toshinari Itoko, Ali Javadi-Abhari, Naoki Kanazawa, Anton Karazeev, Kevin Krsulich, Peng Liu, Yang Luh, Yunho Maeng, Manoel Marques, Francisco Jose Martín-Fernández, Douglas T. McClure, David McKay, Srujan Meesala, Antonio Mezzacapo, Nikolaj Moll, Diego Moreda Rodríguez, Giacomo Nannicini, Paul Nation, Pauline Ollitrault, Lee James O'Riordan, Hanhee Paik, Jesús Pérez, Anna Phan, Marco Pistoia, Viktor Prutyanov, Max Reuter, Julia Rice, Abdón Rodríguez Davila, Raymond Harry Putra Rudy, Mingi Ryu, Ninad Sathaye, Chris Schnabel, Eddie Schoute, Kanav Setia, Yunong Shi, Adenilton Silva, Yukio Siraichi, Seyon Sivarajah, John A. Smolin, Mathias Soeken, Hitomi Takahashi, Ivano Tavernelli, Charles Taylor, Pete Taylour, Kenso Trabing, Matthew Treinish, Wes Turner, Desiree Vogt-Lee, Christophe Vuillot, Jonathan A. Wildstrom, Jessica Wilson, Erick Winston, Christopher Wood, Stephen Wood, Stefan Wörner, Ismail Yunus Akhalwaya, and Christa Zoufal. Qiskit: An open-source framework for quantum computing, 2019. doi:10.5281/zenodo.2562110.

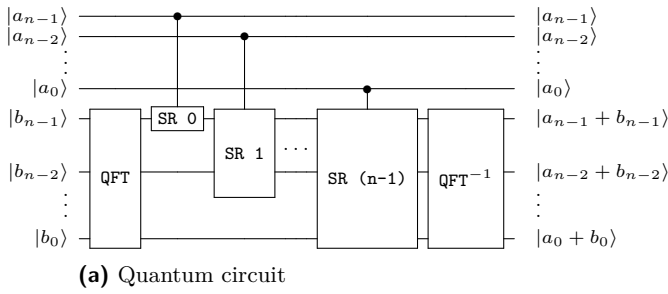
- 3 A. Ambainis. Quantum walk algorithm for element distinctness. In *45th Annual IEEE Symposium on Foundations of Computer Science*, pages 22–31, 2004. doi:10.1109/FOCS.2004.54.
- 4 Matthew Amy and Vlad Gheorghiu. staq – a full-stack quantum processing toolkit. 5(3):034016, June 2020. URL: <https://github.com/softwareQinc/staq>, arXiv:1912.06070, doi:10.1088/2058-9565/ab9359.
- 5 Matthew Amy, Martin Roetteler, and Krysta M. Svore. Verified Compilation of Space-Efficient Reversible Circuits. In Rupak Majumdar and Viktor Kunčák, editors, *Computer Aided Verification*, pages 3–21, Cham, 2017. Springer International Publishing.
- 6 Stephane Beauregard. Circuit for shor’s algorithm using $2n+3$ qubits. *Quantum Info. Comput.*, 3(2):175–185, March 2003.
- 7 Benjamin Bichsel, Maximilian Baader, Timon Gehr, and Martin Vechev. Silq: A High-Level Quantum Language with Safe Uncomputation and Intuitive Semantics. In *Proceedings of the 41st ACM SIGPLAN Conference on Programming Language Design and Implementation, PLDI 2020*, page 286–300, New York, NY, USA, 2020. Association for Computing Machinery. doi:10.1145/3385412.3386007.
- 8 Harry Buhrman, Richard Cleve, John Watrous, and Ronald de Wolf. Quantum fingerprinting. *Physical Review Letters*, 87(16), September 2001. URL: <http://dx.doi.org/10.1103/PhysRevLett.87.167902>, doi:10.1103/physrevlett.87.167902.
- 9 Lukas Burgholzer, Hartwig Bauer, and Robert Wille. Hybrid schrödinger-feynman simulation of quantum circuits with decision diagrams, 2021. arXiv:2105.07045.
- 10 Cambridge Quantum Computing Ltd. pytket, 2019. URL: <https://cqcl.github.io/pytket/build/html/index.html>.
- 11 Christophe Chareton, Sébastien Bardin, François Bobot, Valentin Perrelle, and Benoît Valiron. An automated deductive verification framework for circuit-building quantum programs. In Nobuko Yoshida, editor, *Programming Languages and Systems - 30th European Symposium on Programming, ESOP 2021, Held as Part of the European Joint Conferences on Theory and Practice of Software, ETAPS 2021, Luxembourg City, Luxembourg, March 27 - April 1, 2021, Proceedings*, volume 12648 of *Lecture Notes in Computer Science*, pages 148–177. Springer, 2021. doi:10.1007/978-3-030-72019-3_6.
- 12 Andrew Childs, Ben Reichardt, Robert Spalek, and Shengyu Zhang. Every NAND formula of size N can be evaluated in time $N^{1/2+o(1)}$ on a Quantum Computer. 03 2007.
- 13 Andrew M. Childs, Edward Farhi, Jeffrey Goldstone, and Sam Gutmann. Finding cliques by quantum adiabatic evolution. *Quantum Info. Comput.*, 2(3):181–191, April 2002.
- 14 Koen Claessen and John Hughes. Quickcheck: A lightweight tool for random testing of haskell programs. In *Proceedings of the Fifth ACM SIGPLAN International Conference on Functional Programming, ICFP '00*, page 268–279, New York, NY, USA, 2000. Association for Computing Machinery. doi:10.1145/351240.351266.
- 15 Andrew Cross, Ali Javadi-Abhari, Thomas Alexander, Niel De Beaudrap, Lev S. Bishop, Steven Heidel, Colm A. Ryan, Prasahnt Sivarajah, John Smolin, Jay M. Gambetta, and Blake R. Johnson. Openqasm 3: A broader and deeper quantum assembly language. *ACM Transactions on Quantum Computing*, 3(3), sep 2022. doi:10.1145/3505636.
- 16 Andrew W. Cross, Lev S. Bishop, John A. Smolin, and Jay M. Gambetta. Open quantum assembly language. *arXiv e-prints*, Jul 2017. arXiv:1707.03429.
- 17 Paul Adrien Maurice Dirac. A new notation for quantum mechanics. *Mathematical Proceedings of the Cambridge Philosophical Society*, 35:416 – 418, 1939.
- 18 Daniel Fortunato, José Campos, and Rui Abreu. Mutation testing of quantum programs written in qiskit. In *Proceedings of the ACM/IEEE 44th International Conference on Software Engineering: Companion Proceedings, ICSE '22*, page 358–359, New York, NY, USA, 2022. Association for Computing Machinery. doi:10.1145/3510454.3528649.

- 19 Sukhpal Singh Gill, Oktay Cetinkaya, Stefano Marrone, Daniel Claudino, David Haunschild, Leon Schlote, Huaming Wu, Carlo Ottaviani, Xiaoyuan Liu, Sree Pragna Machupalli, Kamalpreet Kaur, Priyansh Arora, Ji Liu, Ahmed Farouk, Houbing Herbert Song, Steve Uhlig, and Kotagiri Ramamohanarao. Quantum computing: Vision and challenges, 2024. URL: <https://arxiv.org/abs/2403.02240>, arXiv:2403.02240.
- 20 Google Quantum AI. Cirq: An Open Source Framework for Programming Quantum Computers, 2019. URL: <https://quantumai.google/cirq>.
- 21 Alexander Green, Peter LeFanu Lumsdaine, Neil J. Ross, Peter Selinger, and Benoît Valiron. Quipper: A scalable quantum programming language. In *Proceedings of the 34th ACM SIGPLAN Conference on Programming Language Design and Implementation*, PLDI 2013, pages 333–342, 2013. doi:10.1145/2491956.2462177.
- 22 Alexander S. Green, Peter LeFanu Lumsdaine, Neil J. Ross, Peter Selinger, and Benoît Valiron. Quipper: A scalable quantum programming language. In *Proceedings of the 34th ACM SIGPLAN Conference on Programming Language Design and Implementation*, PLDI '13, page 333–342, New York, NY, USA, 2013. Association for Computing Machinery. URL: <https://doi-org.proxy-um.researchport.umd.edu/10.1145/2491956.2462177>, doi:10.1145/2491956.2462177.
- 23 Daniel M. Greenberger, Michael A. Horne, and Anton Zeilinger. *Going beyond Bell's Theorem*, pages 69–72. Springer Netherlands, Dordrecht, 1989. doi:10.1007/978-94-017-0849-4_10.
- 24 Kesha Hietala, Robert Rand, Shih-Han Hung, Liyi Li, and Michael Hicks. Proving quantum programs correct. In *Proceedings of the Conference on Interactive Theorem Proving (ITP)*, June 2021.
- 25 Kesha Hietala, Robert Rand, Liyi Li, Shih-Han Hung, Xiaodi Wu, and Michael Hicks. A verified optimizer for quantum circuits. *ACM Trans. Program. Lang. Syst.*, 45(3), September 2023. doi:10.1145/3604630.
- 26 Ali Javadi-Abhari, Shruti Patil, Daniel Kudrow, Jeff Hecke, Alexey Lvov, Frederic T. Chong, and Margaret Martonosi. ScaffCC: Scalable Compilation and Analysis of Quantum Programs. *Parallel Computing*, 45:2–17, June 2015. arXiv:1507.01902, doi:10.1016/j.parco.2014.12.001.
- 27 Aleks Kissinger and John van de Wetering. PyZX: Large scale automated diagrammatic reasoning. *Electronic Proceedings in Theoretical Computer Science*, 318:230–242, 04 2020. doi:10.4204/EPTCS.318.14.
- 28 Xuan-Bach Le, Shang-Wei Lin, Jun Sun, and David Sanan. A quantum interpretation of separating conjunction for local reasoning of quantum programs based on separation logic. *Proc. ACM Program. Lang.*, 6(POPL), jan 2022. doi:10.1145/3498697.
- 29 Liyi Li, Finn Voichick, Kesha Hietala, Yuxiang Peng, Xiaodi Wu, and Michael Hicks. Verified compilation of quantum oracles. In *OOPSLA 2022*, 2022. URL: <https://arxiv.org/abs/2112.06700>, doi:10.48550/ARXIV.2112.06700.
- 30 Liyi Li, Mingwei Zhu, Rance Cleaveland, Alexander Nicoletti, Yi Lee, Le Chang, and Xiaodi Wu. Qafny: A Quantum-Program Verifier. In Jonathan Aldrich and Guido Salvaneschi, editors, *38th European Conference on Object-Oriented Programming (ECOOP 2024)*, volume 313 of *Leibniz International Proceedings in Informatics (LIPIcs)*, pages 24:1–24:31, Dagstuhl, Germany, 2024. Schloss Dagstuhl – Leibniz-Zentrum für Informatik. URL: <https://drops.dagstuhl.de/entities/document/10.4230/LIPIcs.ECOOP.2024.24>, doi:10.4230/LIPIcs.ECOOP.2024.24.
- 31 Andrew Litteken, Yung-Ching Fan, Devina Singh, Margaret Martonosi, and Frederic T Chong. An updated LLVM-based quantum research compiler with further OpenQASM support. *Quantum Science and Technology*, 5(3):034013, may 2020. doi:10.1088/2058-9565/ab8c2c.
- 32 Junyi Liu, Bohua Zhan, Shuling Wang, Shenggang Ying, Tao Liu, Yangjia Li, Mingsheng Ying, and Naijun Zhan. Formal verification of quantum algorithms using quantum hoare logic. In Isil Dillig and Serdar Tasiran, editors, *Computer Aided Verification*, pages 187–207, Cham, 2019. Springer International Publishing.

- 33 Peixun Long and Jianjun Zhao. Testing multi-subroutine quantum programs: From unit testing to integration testing. *ACM Trans. Softw. Eng. Methodol.*, apr 2024. Just Accepted. doi:10.1145/3656339.
- 34 Microsoft. The Q# Programming Language, 2017. URL: <https://docs.microsoft.com/>.
- 35 Yunseong Nam, Neil J. Ross, Yuan Su, Andrew M. Childs, and Dmitri Maslov. Automated optimization of large quantum circuits with continuous parameters. *npj Quantum Information*, 4(1):23, May 2018. doi:10.1038/s41534-018-0072-4.
- 36 Michael A. Nielsen and Isaac L. Chuang. *Quantum Computation and Quantum Information*. Cambridge University Press, USA, 10th anniversary edition, 2011.
- 37 Matteo Paltenghi and Michael Pradel. Bugs in quantum computing platforms: an empirical study. *Proceedings of the ACM on Programming Languages*, 6(OOPSLA1):1–27, April 2022. URL: <http://dx.doi.org/10.1145/3527330>, doi:10.1145/3527330.
- 38 Matteo Paltenghi and Michael Pradel. Morphq: Metamorphic testing of the qiskit quantum computing platform. In *Proceedings of the 45th International Conference on Software Engineering, ICSE '23*, page 2413–2424. IEEE Press, 2023. doi:10.1109/ICSE48619.2023.00202.
- 39 Anouk Paradis, Benjamin Bichsel, Samuel Steffen, and Martin Vechev. Unqomp: Synthesizing uncomputation in quantum circuits. In *Proceedings of the 42nd ACM SIGPLAN International Conference on Programming Language Design and Implementation, PLDI 2021*, page 222?236, New York, NY, USA, 2021. Association for Computing Machinery. doi:10.1145/3453483.3454040.
- 40 Zoe Paraskevopoulou, Cătălin Hriṭcu, Maxime Dénès, Leonidas Lampropoulos, and Benjamin C. Pierce. Foundational property-based testing. In Christian Urban and Xingyuan Zhang, editors, *Interactive Theorem Proving*, pages 325–343, Cham, 2015. Springer International Publishing. doi:10.1007/978-3-319-22102-1_22.
- 41 Robert Rand. *Formally verified quantum programming*. PhD thesis, University of Pennsylvania, 2018.
- 42 Robert Rand, Jennifer Paykin, Dong-Ho Lee, and S. Zdancewic. Reqwire: Reasoning about reversible quantum circuits. In *QPL*, 2018.
- 43 Rigetti Computing. The @rigetti optimizing Quil compiler, 2019. URL: <https://github.com/rigetti/quilc>.
- 44 Yunong Shi, Xupeng Li, Runzhou Tao, Ali Javadi-Abhari, Andrew W. Cross, Frederic T. Chong, and Ronghui Gu. Contract-based verification of a realistic quantum compiler. *arXiv e-prints*, Aug 2019. arXiv:1908.08963.
- 45 P.W. Shor. Algorithms for quantum computation: discrete logarithms and factoring. In *Proceedings 35th Annual Symposium on Foundations of Computer Science*, pages 124–134, 1994. doi:10.1109/SFCS.1994.365700.
- 46 Damian S. Steiger, Thomas Haner, and Matthias Troyer. ProjectQ: an open source software framework for quantum computing. *Quantum*, 2:49, January 2018. URL: <http://dx.doi.org/10.22331/q-2018-01-31-49>, doi:10.22331/q-2018-01-31-49.
- 47 Yohichi Suzuki, Shumpei Uno, Rudy Raymond, Tomoki Tanaka, Tamiya Onodera, and Naoki Yamamoto. Amplitude Estimation Without Phase Estimation. *Quantum Information Processing*, 19(2), January 2020. doi:10.1007/s11128-019-2565-2.
- 48 Matt Wayne. What Are The Remaining Challenges Of Quantum Computing?, 2023. URL: <https://thequantuminsider.com/2023/03/24/quantum-computing-challenges/>.
- 49 Jiyuan Wang, Qian Zhang, Guoqing Harry Xu, and Miryung Kim. Qdiff: Differential testing of quantum software stacks. In *2021 36th IEEE/ACM International Conference on Automated Software Engineering (ASE)*, pages 692–704, 2021. doi:10.1109/ASE51524.2021.9678792.
- 50 Xinyi Wang, Paolo Arcaini, Tao Yue, and Shaukat Ali. Quito: a coverage-guided test generator for quantum programs. In *Proceedings of the 36th IEEE/ACM International Conference on Automated Software Engineering, ASE '21*, page 1237–1241. IEEE Press, 2022. doi:10.1109/ASE51524.2021.9678798.

- 51 Robert Wille, Lucas Berent, Tobias Forster, Jagatheesan Kunasaikaran, Kevin Mato, Tom Peham, Nils Quetschlich, Damian Rovara, Aaron Sander, Ludwig Schmid, Daniel Schoenberger, Yannick Stade, and Lukas Burgholzer. The MQT handbook: A summary of design automation tools and software for quantum computing. In *IEEE International Conference on Quantum Software (QSW)*. arXiv:2405.17543, doi:10.1109/QSW62656.2024.00013.
- 52 Chunqiu Steven Xia, Matteo Paltenghi, Jia Le Tian, Michael Pradel, and Lingming Zhang. Fuzz4all: Universal fuzzing with large language models. In *Proceedings of the IEEE/ACM 46th International Conference on Software Engineering (ICSE)*, 2024. doi:10.1145/3597503.3639121.
- 53 Mingsheng Ying. Floyd–hoare logic for quantum programs. *ACM Trans. Program. Lang. Syst.*, 33(6), January 2012. doi:10.1145/2049706.2049708.
- 54 Li Zhou, Gilles Barthe, Justin Hsu, Mingsheng Ying, and Nengkun Yu. A Quantum Interpretation of Bunched Logic and Quantum Separation Logic. In *Proceedings of the 36th Annual ACM/IEEE Symposium on Logic in Computer Science, LICS '21*, New York, NY, USA, 2021. Association for Computing Machinery. doi:10.1109/LICS52264.2021.9470673.

XX:30 Validate Quantum State Preparation Programs



```

Fixpoint rz_adder' (a b:var) (n:N)
:= match n with
| 0 => ID (a,0)
| S m => CU (a,m) (SR m b);
      rz_adder' a b m
end.
Definition rz_adder (a b:var) (n:N)
:= Rev a ; Rev b ; QFT b ;
   rz_adder' a b n;
   QFT^{-1} b; Rev b ; Rev a.

```

(b) OQASM metaprogram (in Coq)

■ **Figure 18** Example OQASM program: QFT-based adder

Bit	b	::=	$0 \mid 1$
Natural number	n	∈	\mathbb{N}
Real	r	∈	\mathbb{R}
Phase	$\alpha(r)$::=	$e^{2\pi i r}$
Basis	τ	::=	$\text{Nor} \mid \text{Phi } n$
Unphased qubit	\bar{q}	::=	$ b\rangle \mid \Delta(r)\rangle$
Qubit	q	::=	$\alpha(r)\bar{q}$
State (length d)	φ	::=	$q_1 \otimes q_2 \otimes \dots \otimes q_d$

■ **Figure 19** OQASM state syntax

A OQASM: An Assembly Language for Quantum Oracles

The OQASM expression μ used in Figure 5 places an additional wrapper on top of the OQASM expression ι given in Figure 20. Here, we first provide a step-by-step explanation of OQASM.

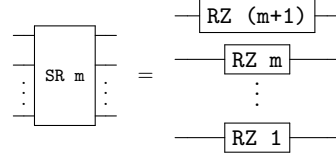
OQASM is designed to express efficient quantum oracles that can be easily tested and, if desired, proved correct. OQASM operations leverage both the standard computational basis and an alternative basis connected by the quantum Fourier transform (QFT). OQASM's type system tracks the bases of variables in OQASM programs, forbidding operations that would introduce entanglement. OQASM states are therefore efficiently represented, so programs can be effectively tested and are simpler to verify and analyze. In addition, OQASM uses *virtual qubits* to support *position shifting operations*, which support arithmetic operations without introducing extra gates during translation. All of these features are novel to quantum assembly languages.

This section presents OQASM states and the language's syntax, semantics, typing, and soundness results. As a running example, the QFT adder [6] is shown in Figure 18. The Coq function `rz_adder` generates an OQASM program that adds two natural numbers a and b , each of length n qubits.

A.1 OQASM States

An OQASM program state is represented according to the grammar in Figure 19. A state φ of d qubits is a length- d tuple of qubit values q ; the state models the tensor product of those values. This means that the size of φ is $O(d)$ where d is the number of qubits. A d -qubit state in a language like SQIR is represented as a length 2^d vector of complex numbers, $O(2^d)$ in the number of qubits. Our linear state representation is possible because applying for

Position	$p ::= (x, n)$	Nat. Num n	Variable x
Instruction	$\iota ::= \{ \} p \mid X p \mid RZ^{[-1]} n p \mid \iota ; \iota$		
	$\mid SR^{[-1]} n x \mid QFT^{[-1]} n x \mid CU p \iota$		
	$\mid Lshift x \mid Rshift x \mid Rev x$		



■ **Figure 20** OQASM syntax. For an operator OP , $OP^{[-1]}$ indicates that the operator has a built-in inverse available.

■ **Figure 21** SR unfolds to a series of RZ instructions

any well-typed OQASM program on any well-formed OQASM state never causes qubits to be entangled.

A qubit value q has one of two forms \bar{q} , scaled by a global phase $\alpha(r)$. The two forms depend on the *basis* τ that the qubit is in—it could be either *Nor* or *Phi*. A *Nor* qubit has form $|b\rangle$ (where $b \in \{0, 1\}$), which is a computational basis value. A *Phi* qubit has the form $|\Delta(r)\rangle = \frac{1}{\sqrt{2}}(|0\rangle + \alpha(r)|1\rangle)$, which is a value of the (A)QFT basis. The number n in *Phi* n indicates the precision of the state φ . As shown by Beauregard [6], arithmetic on the computational basis can sometimes be more efficiently carried out on the QFT basis, which leads to the use of quantum operations (like QFT) when implementing circuits with classical input/output behavior.

A.2 OQASM Syntax, Typing, and Semantics

Figure 20 presents OQASM’s syntax. An OQASM program consists of a sequence of instructions ι . Each instruction applies an operator to either a variable x , representing a group of qubits, or a *position* p , which identifies a particular offset into a variable x .

The instructions in the first row correspond to simple single-qubit quantum gates— $\{ \} p$, $X p$, and $RZ^{[-1]} n p$ —and instruction sequencing. The instructions in the next row apply to whole variables: $QFT n x$ applies the AQFT to variable x with n -bit precision and $QFT^{-1} n x$ applies its inverse. If n equals the size of x , then the AQFT operation is exact. $SR^{[-1]} n x$ applies a series of RZ gates (Figure 21). Operation $CU p \iota$ applies instruction ι *controlled* on qubit position p . All of the operations in this row—SR, QFT, and CU—will be translated to multiple SQIR gates. The function `rz_adder` in Figure 18(b) uses many of these instructions; e.g., it uses QFT and QFT^{-1} and applies CU to the m th position of variable `a` to control instruction `SR m b`.

In the last row of Figure 20, instructions `Lshift x`, `Rshift x`, and `Rev x` are *position shifting operations*. Assuming that x has d qubits and x_k represents the k -th qubit state in x , `Lshift x` changes the k -th qubit state to $x_{(k+1)\%d}$, `Rshift x` changes it to $x_{(k+d-1)\%d}$, and `Rev` changes it to x_{d-1-k} . In our implementation, shifting is *virtual*, not physical. The OQASM translator maintains a logical map of variables/positions to concrete qubits and ensures that shifting operations are no-ops, introducing no extra gates.

Other quantum operations could be added to OQASM to allow reasoning about a larger class of quantum programs while still guaranteeing a lack of entanglement.

A.2.0.1 Typing

In OQASM, typing is concerning a *type environment* Ω and a predefined *size environment* Σ , which map OQASM variables to their basis and size (number of qubits), respectively. The typing judgment is written $\Sigma; \Omega \vdash \iota \triangleright \Omega'$ which states that ι is well-typed under Ω and Σ , and transforms the variables’ bases to be as in Ω' (Σ is unchanged). Σ is fixed because the

XX:32 Validate Quantum State Preparation Programs

$$\begin{array}{c}
\text{X} \\
\frac{\Omega(x) = \text{Nor} \quad n < \Sigma(x)}{\Sigma; \Omega \vdash \text{X}(x, n) \triangleright \Omega}
\end{array}
\quad
\begin{array}{c}
\text{RZ} \\
\frac{\Omega(x) = \text{Nor} \quad n < \Sigma(x)}{\Sigma; \Omega \vdash \text{RZ } q(x, n) \triangleright \Omega}
\end{array}$$

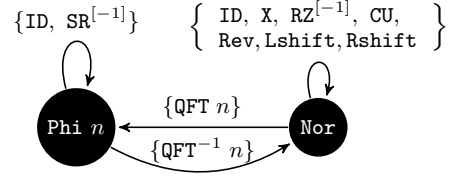
$$\begin{array}{c}
\text{SR} \\
\frac{\Omega(x) = \text{Phi } n \quad m < n}{\Sigma; \Omega \vdash \text{SR } m \ x \triangleright \Omega}
\end{array}
\quad
\begin{array}{c}
\text{QFT} \\
\frac{\Omega(x) = \text{Nor} \quad n \leq \Sigma(x)}{\Sigma; \Omega \vdash \text{QFT } n \ x \triangleright \Omega[x \mapsto \text{Phi } n]}
\end{array}$$

$$\begin{array}{c}
\text{RQFT} \\
\frac{\Omega(x) = \text{Phi } n \quad n \leq \Sigma(x)}{\Sigma; \Omega \vdash \text{QFT}^{-1} \ n \ x \triangleright \Omega[x \mapsto \text{Nor}]}
\end{array}$$

$$\begin{array}{c}
\text{CU} \\
\frac{\Omega(x) = \text{Nor} \quad \text{fresh}(x, n) \ \iota \quad \text{neutral}(\iota)}{\Sigma; \Omega \vdash \iota \triangleright \Omega}
\end{array}
\quad
\begin{array}{c}
\text{LSH} \\
\frac{\Omega(x) = \text{Nor}}{\Sigma; \Omega \vdash \text{Lshift } x \triangleright \Omega}
\end{array}$$

$$\begin{array}{c}
\text{SEQ} \\
\frac{\Sigma; \Omega \vdash \iota_1 \triangleright \Omega' \quad \Sigma; \Omega' \vdash \iota_2 \triangleright \Omega''}{\Sigma; \Omega \vdash \iota_1 ; \iota_2 \triangleright \Omega''}
\end{array}$$

■ **Figure 22** Select OQASM typing rules



■ **Figure 23** Type rules' state machine

number of qubits in execution is always fixed. It is generated in the high-level language compiler, such as QIMP in [29]. The algorithm generates Σ by taking an QIMP program and scanning through all the variable initialization statements. Select type rules are given in Figure 22; the rules not shown (for ID , Rshift , Rev , RZ^{-1} , and SR^{-1}) are similar.

The type system enforces three invariants. First, it enforces that instructions are well-formed, meaning that gates are applied to valid qubit positions (the second premise in X) and that any control qubit is distinct from the target(s) (the **fresh** premise in CU). This latter property enforces the quantum *no-cloning rule*. For example, applying the CU in `rz_adder'` (Figure 18) is valid because position `a,m` is distinct from variable `b`.

Second, the type system enforces that instructions leave affected qubits on a proper basis (thereby avoiding entanglement). The rules implement the state machine shown in Figure 23. For example, $\text{QFT } n$ transforms a variable from Nor to $\text{Phi } n$ (rule QFT), while $\text{QFT}^{-1} \ n$ transforms it from $\text{Phi } n$ back to Nor (rule RQFT). Position shifting operations are disallowed on variables x in the Phi basis because the qubits that makeup x are internally related (see Definition 5) and cannot be rearranged. Indeed, applying a Lshift and then a QFT^{-1} on x in Phi would entangle x 's qubits.

Third, the type system enforces that the effect of position-shifting operations can be statically tracked. The **neutral** condition of CU requires that any shifting within ι is restored by the time it completes. For example, $\text{CU } p \ (\text{Lshift } x) ; \text{X}(x, 0)$ is not well-typed because knowing the final physical position of qubit $(x, 0)$ would require statically knowing the value of p . On the other hand, the program $\text{CU } c \ (\text{Lshift } x ; \text{X}(x, 0) ; \text{Rshift } x) ; \text{X}(x, 0)$ is well-typed because the effect of the Lshift is “undone” by an Rshift inside the body of the CU .

A.2.0.2 Semantics

The semantics of an OQASM program is a partial function $\llbracket \cdot \rrbracket$ from an instruction ι and input state φ to an output state φ' , written $\llbracket \iota \rrbracket \varphi = \varphi'$, shown in Figure 24.

Recall that a state φ is a tuple of d qubit values, modeling the tensor product $q_1 \otimes \cdots \otimes q_d$. The rules implicitly map each variable x to a range of qubits in the state, e.g., $\varphi(x)$ corresponds

$\llbracket \{\} p \rrbracket \varphi$	$= \varphi$		
$\llbracket X(x, i) \rrbracket \varphi$	$= \varphi[(x, i) \mapsto \uparrow \mathbf{xg}(\downarrow \varphi(x, i))]$	where $\mathbf{xg}(0\rangle) = 1\rangle$	$\mathbf{xg}(1\rangle) = 0\rangle$
$\llbracket \text{CU}(x, i) \ell \rrbracket \varphi$	$= \text{cu}(\downarrow \varphi(x, i), \ell, \varphi)$	where $\text{cu}(0\rangle, \ell, \varphi) = \varphi$	$\text{cu}(1\rangle, \ell, \varphi) = \llbracket \ell \rrbracket \varphi$
$\llbracket \text{RZ } m(x, i) \rrbracket \varphi$	$= \varphi[(x, i) \mapsto \uparrow \mathbf{rz}(m, \downarrow \varphi(x, i))]$	where $\mathbf{rz}(m, 0\rangle) = 0\rangle$	$\mathbf{rz}(m, 1\rangle) = \alpha(\frac{1}{2^m}) 1\rangle$
$\llbracket \text{RZ}^{-1} m(x, i) \rrbracket \varphi$	$= \varphi[(x, i) \mapsto \uparrow \mathbf{rrz}(m, \downarrow \varphi(x, i))]$	where $\mathbf{rrz}(m, 0\rangle) = 0\rangle$	$\mathbf{rrz}(m, 1\rangle) = \alpha(-\frac{1}{2^m}) 1\rangle$
$\llbracket \text{SR } m x \rrbracket \varphi$	$= \varphi[\forall i \leq m. (x, i) \mapsto \uparrow \Delta(r_i + \frac{1}{2^{m-i+1}})\rangle]$	when $\downarrow \varphi(x, i) = \Delta(r_i)\rangle$	
$\llbracket \text{SR}^{-1} m x \rrbracket \varphi$	$= \varphi[\forall i \leq m. (x, i) \mapsto \uparrow \Delta(r_i - \frac{1}{2^{m-i+1}})\rangle]$	when $\downarrow \varphi(x, i) = \Delta(r_i)\rangle$	
$\llbracket \text{QFT } n x \rrbracket \varphi$	$= \varphi[x \mapsto \uparrow \mathbf{qt}(\Sigma(x), \downarrow \varphi(x), n)]$	where $\mathbf{qt}(i, y\rangle, n) = \bigotimes_{k=0}^{i-1} (\Delta(\frac{y}{2^{n-k}})\rangle)$	
$\llbracket \text{QFT}^{-1} n x \rrbracket \varphi$	$= \varphi[x \mapsto \uparrow \mathbf{qt}^{-1}(\Sigma(x), \downarrow \varphi(x), n)]$		
$\llbracket \text{Lshift } x \rrbracket \varphi$	$= \varphi[x \mapsto \mathbf{pm}_l(\varphi(x))]$	where $\mathbf{pm}_l(q_0 \otimes q_1 \otimes \dots \otimes q_{n-1}) = q_{n-1} \otimes q_0 \otimes q_1 \otimes \dots$	
$\llbracket \text{Rshift } x \rrbracket \varphi$	$= \varphi[x \mapsto \mathbf{pm}_r(\varphi(x))]$	where $\mathbf{pm}_r(q_0 \otimes q_1 \otimes \dots \otimes q_{n-1}) = q_1 \otimes \dots \otimes q_{n-1} \otimes q_0$	
$\llbracket \text{Rev } x \rrbracket \varphi$	$= \varphi[x \mapsto \mathbf{pm}_a(\varphi(x))]$	where $\mathbf{pm}_a(q_0 \otimes \dots \otimes q_{n-1}) = q_{n-1} \otimes \dots \otimes q_0$	
$\llbracket \iota_1; \iota_2 \rrbracket \varphi$	$= \llbracket \iota_2 \rrbracket (\llbracket \iota_1 \rrbracket \varphi)$		

$$\begin{aligned}
& \downarrow \alpha(b)\bar{q} = \bar{q} \quad \downarrow (q_1 \otimes \dots \otimes q_n) = \downarrow q_1 \otimes \dots \otimes \downarrow q_n \\
& \varphi[(x, i) \mapsto \uparrow \bar{q}] = \varphi[(x, i) \mapsto \alpha(b)\bar{q}] \quad \text{where } \varphi(x, i) = \alpha(b)\bar{q}_i \\
& \varphi[(x, i) \mapsto \uparrow \alpha(b_1)\bar{q}] = \varphi[(x, i) \mapsto \alpha(b_1 + b_2)\bar{q}] \quad \text{where } \varphi(x, i) = \alpha(b_2)\bar{q}_i \\
& \varphi[x \mapsto q_x] = \varphi[\forall i < \Sigma(x). (x, i) \mapsto q_{(x, i)}] \\
& \varphi[x \mapsto \uparrow q_x] = \varphi[\forall i < \Sigma(x). (x, i) \mapsto \uparrow q_{(x, i)}]
\end{aligned}$$

■ **Figure 24** OQASM semantics

to some sub-state $q_k \otimes \dots \otimes q_{k+n-1}$ where $\Sigma(x) = n$. Many of the rules in Figure 24 update a *portion* of a state. $\varphi[(x, i) \mapsto q_{(x, i)}]$ updates the i -th qubit of variable x to be the (single-qubit) state $q_{(x, i)}$, and $\varphi[x \mapsto q_x]$ to update variable x according to the qubit *tuple* q_x . $\varphi[(x, i) \mapsto \uparrow q_{(x, i)}]$ and $\varphi[x \mapsto \uparrow q_x]$ are similar, except that they also accumulate the previous global phase of $\varphi(x, i)$ (or $\varphi(x)$). \downarrow is to convert a qubit $\alpha(b)\bar{q}$ to an unphased qubit \bar{q} .

Function \mathbf{xg} updates the state of a single qubit according to the rules for the standard quantum gate X . cu is a conditional operation depending on the **Nor**-basis qubit (x, i) . **RZ** (or RZ^{-1}) is an z-axis phase rotation operation. Since it applies to **Nor**-basis, it applies a global phase. By Theorem 8, when it is compiled to SQIR, the global phase might be turned into a local one. For example, to prepare the state $\sum_{j=0}^{2^n-1} (-i)^x |x\rangle$ [12], a series of Hadamard gates are applied, followed by several controlled-**RZ** gates on x , where the controlled-**RZ** gates are definable by OQASM. **SR** (or SR^{-1}) applies an $m+1$ series of **RZ** (or RZ^{-1}) rotations where the i -th rotation applies a phase of $\alpha(\frac{1}{2^{m-i+1}})$ (or $\alpha(-\frac{1}{2^{m-i+1}})$). \mathbf{qt} applies an approximate quantum Fourier transform; $|y\rangle$ is an abbreviation of $|b_1\rangle \otimes \dots \otimes |b_i\rangle$ (assuming $\Sigma(y) = i$) and n is the degree of approximation. If $n = i$, then the operation is the standard QFT. Otherwise, each qubit in the state is mapped to $|\Delta(\frac{y}{2^{n-k}})\rangle$, which is equal to $\frac{1}{\sqrt{2}}(|0\rangle + \alpha(\frac{y}{2^{n-k}})|1\rangle)$ when $k < n$ and $\frac{1}{\sqrt{2}}(|0\rangle + |1\rangle) = |+\rangle$ when $n \leq k$ (since $\alpha(n) = 1$ for any natural number n). \mathbf{qt}^{-1} is the inverse function of \mathbf{qt} . Note that the input state to \mathbf{qt}^{-1} is guaranteed to have the form $\bigotimes_{k=0}^{i-1} (|\Delta(\frac{y}{2^{n-k}})\rangle)$ because it has type $\text{Phi } n$. \mathbf{pm}_l , \mathbf{pm}_r , and \mathbf{pm}_a are the semantics for **Lshift**, **Rshift**, and **Rev**, respectively.

A.3 OQASM Metatheory

A.3.0.1 Soundness

The following statement is proved: well-typed OQASM programs are well-defined; i.e., the type system is sound concerning the semantics. Below is the well-formedness of an OQASM state.

- **Definition 5** (Well-formed OQASM state). A state φ is *well-formed*, written $\Sigma; \Omega \vdash \varphi$, iff:
- For every $x \in \Omega$ such that $\Omega(x) = \text{Nor}$, for every $k < \Sigma(x)$, $\varphi(x, k)$ has the form $\alpha(r) |b\rangle$.
 - For every $x \in \Omega$ such that $\Omega(x) = \text{Phi } n$ and $n \leq \Sigma(x)$, there exists a value v such that for every $k < \Sigma(x)$, $\varphi(x, k)$ has the form $\alpha(r) |\Delta(\frac{v}{2^{n-k}})\rangle$.⁵

Type soundness is stated as follows; the proof is by induction on ι and is mechanized in Coq.

- **Theorem 6.** [OQASM type soundness] If $\Sigma; \Omega \vdash \iota \triangleright \Omega'$ and $\Sigma; \Omega \vdash \varphi$ then there exists φ' such that $\llbracket \iota \rrbracket \varphi = \varphi'$ and $\Sigma; \Omega' \vdash \varphi'$.

A.3.0.2 Algebra

Mathematically, the set of well-formed d -qubit OQASM states for a given Ω can be interpreted as a subset \mathcal{S}^d of a 2^d -dimensional Hilbert space \mathcal{H}^d .⁶ The semantics function $\llbracket \cdot \rrbracket$ can be interpreted as a $2^d \times 2^d$ unitary matrix, as is standard when representing the semantics of programs without measurement [24]. Because OQASM's semantics can be viewed as a unitary matrix, correctness properties extend by linearity from \mathcal{S}^d to \mathcal{H}^d —an oracle that performs addition for classical **Nor** inputs will also perform addition over a superposition of **Nor** inputs. The following statement is proved: \mathcal{S}^d is closed under well-typed OQASM programs.

Given a qubit size map Σ and type environment Ω , the set of OQASM programs that are well-typed concerning Σ and Ω (i.e., $\Sigma; \Omega \vdash \iota \triangleright \Omega'$) form an algebraic structure $(\{\iota\}, \Sigma, \Omega, \mathcal{S}^d)$, where $\{\iota\}$ defines the set of valid program syntax, such that there exists $\Omega', \Sigma; \Omega \vdash \iota \triangleright \Omega'$ for all ι in $\{\iota\}$; \mathcal{S}^d is the set of d -qubit states on which programs $\iota \in \{\iota\}$ are run, and are well-formed $(\Sigma; \Omega \vdash \varphi)$ according to Definition 5. From the OQASM semantics and the type soundness theorem, for all $\iota \in \{\iota\}$ and $\varphi \in \mathcal{S}^d$, such that $\Sigma; \Omega \vdash \iota \triangleright \Omega'$ and $\Sigma; \Omega \vdash \varphi$, and $\llbracket \iota \rrbracket \varphi = \varphi', \Sigma; \Omega' \vdash \varphi'$, and $\varphi' \in \mathcal{S}^d$. Thus, $(\{\iota\}, \Sigma, \Omega, \mathcal{S}^d)$, where $\{\iota\}$ defines a groupoid.

The groupoid can be certainly extended to another algebraic structure $(\{\iota'\}, \Sigma, \mathcal{H}^d)$, where \mathcal{H}^d is a general 2^d dimensional Hilbert space \mathcal{H}^d and $\{\iota'\}$ is a universal set of quantum gate operations. Clearly, the following is true: $\mathcal{S}^d \subseteq \mathcal{H}^d$ and $\{\iota\} \subseteq \{\iota'\}$, because sets \mathcal{H}^d and $\{\iota'\}$ can be acquired by removing the well-formed $(\Sigma; \Omega \vdash \varphi)$ and well-typed $(\Sigma; \Omega \vdash \iota \triangleright \Omega')$ definitions for \mathcal{S}^d and $\{\iota\}$, respectively. $(\{\iota'\}, \Sigma, \mathcal{H}^d)$ is a groupoid because every OQASM operation is valid in a traditional quantum language like SQIR. The following two theorems are to connect OQASM operations with operations in the general Hilbert space:

- **Theorem 7.** $(\{\iota\}, \Sigma, \Omega, \mathcal{S}^d) \subseteq (\{\iota'\}, \Sigma, \mathcal{H}^d)$ is a subgroupoid.

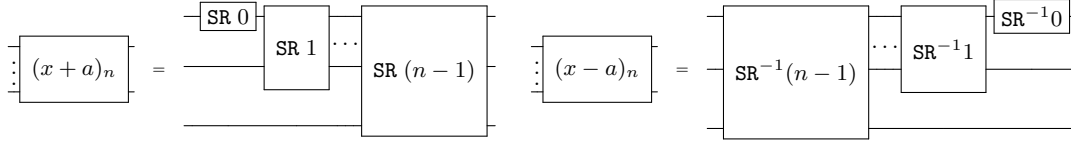
- **Theorem 8.** Let $|y\rangle$ be an abbreviation of $\bigotimes_{m=0}^{d-1} \alpha(r_m) |b_m\rangle$ for $b_m \in \{0, 1\}$. If for every $i \in [0, 2^d)$, $\llbracket \iota \rrbracket |y_i\rangle = |y'_i\rangle$, then $\llbracket \iota \rrbracket (\sum_{i=0}^{2^d-1} |y_i\rangle) = \sum_{i=0}^{2^d-1} |y'_i\rangle$.

⁵ Note that $\Phi(x) = \Phi(x+n)$, where the integer n refers to phase $2\pi n$; so multiple choices of v are possible.

⁶ A *Hilbert space* is a vector space with an inner product that is complete with respect to the norm defined by the inner product. \mathcal{S}^d is a *subset*, not a *subspace* of \mathcal{H}^d because \mathcal{S}^d is not closed under addition: Adding two well-formed states can produce a state that is not well-formed.

$$\begin{array}{c}
X(x, n) \xrightarrow{\text{inv}} X(x, n) \quad \text{SR } m x \xrightarrow{\text{inv}} \text{SR}^{-1} m x \quad \text{QFT } n x \xrightarrow{\text{inv}} \text{QFT}^{-1} n x \quad \text{Lshift } x \xrightarrow{\text{inv}} \text{Rshift } x \\
\frac{\iota \xrightarrow{\text{inv}} \iota'}{\text{CU}(x, n) \iota \xrightarrow{\text{inv}} \text{CU}(x, n) \iota'} \quad \frac{\iota_1 \xrightarrow{\text{inv}} \iota'_1 \quad \iota_2 \xrightarrow{\text{inv}} \iota'_2}{\iota_1 ; \iota_2 \xrightarrow{\text{inv}} \iota'_2 ; \iota'_1}
\end{array}$$

■ **Figure 25** Select OQASM inversion rules



■ **Figure 26** Addition/subtraction circuits are inverses

The following theorems are proved as corollaries of the compilation correctness theorem from OQASM to SQIR ([29]). Theorem 7 suggests that the space \mathcal{S}^d is closed under the application of any well-typed OQASM operation. Theorem 8 says that OQASM oracles can be safely applied to superpositions over classical states.⁷

OQASM programs are easily invertible, as shown by the rules in Figure 25. This inversion operation is useful for constructing quantum oracles; for example, the core logic in the QFT-based subtraction circuit is just the inverse of the core logic in the addition circuit (Figure 25). This allows us to reuse the proof of addition in the proof of subtraction. The inversion function satisfies the following properties:

► **Theorem 9.** [Type reversibility] For any well-typed program ι , such that $\Sigma; \Omega \vdash \iota \triangleright \Omega'$, its inverse ι' , where $\iota \xrightarrow{\text{inv}} \iota'$, is also well-typed and $\Sigma; \Omega' \vdash \iota' \triangleright \Omega$. Moreover, $\llbracket \iota; \iota' \rrbracket \varphi = \varphi$.

⁷ Note that a superposition over classical states can describe *any* quantum state, including entangled states.