

# TooLQit: Leptoquark Models and Limits

Arvind Bhaskar,<sup>1,2,\*</sup> Yash Chaurasia,<sup>2,†</sup> Arijit Das,<sup>3,‡</sup> Atirek Kumar,<sup>2,§</sup> Tanumoy Mandal,<sup>3,¶</sup> Subhadip Mitra,<sup>2,4,\*\*</sup> Cyrin Neeraj,<sup>2,††</sup> and Rachit Sharma<sup>3,‡‡</sup>

<sup>1</sup>*Institute of Physics, Sachivalaya Marg, Bhubaneswar 751 005, India*

<sup>2</sup>*Center for Computational Natural Sciences and Bioinformatics,*

*International Institute of Information Technology, Hyderabad 500 032, India*

<sup>3</sup>*Indian Institute of Science Education and Research Thiruvananthapuram, Vithura, Kerala, 695 551, India*

<sup>4</sup>*Center for Quantum Science and Technology, International Institute of Information Technology, Hyderabad 500 032, India*

We introduce the leptoquark (LQ) toolkit, TooLQit, which includes leading-order FEYNRULES models for all types of LQs and a PYTHON-based calculator, named CaLQ, to test if a set of parameter points are allowed by the LHC dilepton searches. The models include electroweak gauge interactions of the LQs and follow a set of intuitive notations. Currently, CaLQ can calculate the LHC limits on LQ ( $S_1$  and  $U_1$ ) couplings (one or more simultaneously) for any mass between 1 and 5 TeV using a  $\chi^2$  method. In this manual for TooLQit, we describe the FEYNRULES models and discuss the techniques used in CaLQ. We outline the workflow to check parameter spaces of LQ models with an example. We show some illustrative scans for one- and multi-coupling scenarios for the  $U_1$  vector LQ. The TooLQit code is available at <https://github.com/rsrchtsm/TooLQit>.

## I. INTRODUCTION

Many beyond-the-Standard Model (BSM) scenarios (e.g., Pati-Salam model [1, 2], grand unified theories [3, 4], quark-lepton compositeness [5, 6], coloured Zee-Babu models [7], technicolor models [8, 9] and  $R$ -parity-violating supersymmetric models [10], etc.) contain coloured scalar or vector bosons with nonzero lepton numbers in the TeV range. There are several possibilities for these scalar or vector particles—commonly called leptoquarks (LQs) [11–14]—based on their weak representations, which are well-studied in the literature. Recently, LQs attracted significant attention mainly in the context of various experimental anomalies like the one observed in the ratios of  $B$ -meson semileptonic decays ( $R_{D^{(*)}}$ ), which still exhibit a combined  $3.3\sigma$  deviation from theoretical predictions [15] or the anomalous magnetic moment of the muon ( $(g-2)_\mu$  [16], etc. There are other theoretical/phenomenological motivations for TeV-scale LQs as well. For example, they can explain baryon asymmetry via leptogenesis [17], enhance the production of uncoloured particles [18–20], play roles in Higgs physics [21–23], can act as a portal to dark matter [24, 25], can stabilise the electroweak vacuum [26], and have the potential to produce gravitational waves by inducing first-order electroweak phase transition [27], etc.

On the experimental side, these particles are well-explored. Since LQs simultaneously decay to quarks and leptons, their signatures are unique. The LHC experiments show good sensitivity towards most LQ models mainly because of the presence of leptons in the final states. Both CMS [28] and ATLAS [29] collaborations have dedicated LQ search programs. They have extensively looked for signatures of LQ productions in various final states (like dilepton-dijet final states from LQ pair productions) and, so far, have put strong bounds on LQ parameters. The current mass exclusion bounds on scalar LQs from the pair production searches are within 1-2 TeV; for vectors, the limits are stronger by a few hundred GeVs.

Since, at the LHC, LQs are produced in pairs mainly via QCD interactions, these can be interpreted as model-independent lower bounds on LQ masses, assuming the unknown Yukawa couplings (LQ-quark-lepton) responsible for LQ decays are small enough not to affect their production cross section [30]. However, these new couplings are not small in various BSM scenarios. Hence, the new couplings may also contribute to the production processes [31]. Large new couplings will contribute to the pair productions and open up new processes like single and indirect or non-resonant (i.e.,  $t$ -channel LQ exchange and its

\* [arvind.bhaskar@iopb.res.in](mailto:arvind.bhaskar@iopb.res.in)

† [yash.chaurasia@research.iiit.ac.in](mailto:yash.chaurasia@research.iiit.ac.in)

‡ [arijit21@iisertvm.ac.in](mailto:arijit21@iisertvm.ac.in)

§ [atirek.kumar@research.iiit.ac.in](mailto:atirek.kumar@research.iiit.ac.in)

¶ [tanumoy@iisertvm.ac.in](mailto:tanumoy@iisertvm.ac.in)

\*\* [subhadip.mitra@iiit.ac.in](mailto:subhadip.mitra@iiit.ac.in)

†† [cyrin.neeraj@research.iiit.ac.in](mailto:cyrin.neeraj@research.iiit.ac.in)

‡‡ [rachit21@iisertvm.ac.in](mailto:rachit21@iisertvm.ac.in)

interference with the SM background) productions [32–34]. The presence of LQs can also be inferred from other processes. For example, with order-one new coupling(s), TeV-range LQs will lead to observable shifts in the high- $p_T$  tails of the dilepton or lepton plus missing transverse energy distributions. Hence, depending on the sizes of the new couplings, the LQ models can have better prospects and stricter limits [34–47].

As the LHC records more and more data, its sensitivity towards BSM processes with small cross sections increases with improving statistics. Many processes that were difficult (or impossible) to probe with the data collected in the earlier runs will come within its reach. Hence, with the ongoing Run III, we need to ensure that the BSM signal simulations are not (unnecessarily) neglecting contributions that could be within the reach of the LHC at high luminosity. One way to do that will be to simulate signals at higher orders. For example, currently, various BSM processes can be simulated at the next-to-leading order (NLO) in QCD [48–50] (see Refs. [51–53] for LQ processes in particular). However, there is another possible direction for improvement. Some electroweak contributions, which can lead to observable effects, are ignored in current simulations. For example, in Ref. [46], we showed how the oft-ignored photon/Z-mediated LQ productions lead to noticeable shifts in the (model-independent) exclusion limits.

In this paper, we introduce `TooLQit`—a toolkit with `FeynRules` [54] models of all possible LQs coupling exclusively to the SM particles for Monte Carlo simulations and a calculator, `CaLQ`, to test the Yukawa couplings of LQs against the indirect limits from the current dilepton data. While the models are leading order (LO) at present, they include the electroweak vertices, including the photon/Z-gluon-LQ-LQ vertex (since LQs carry electric charges and are colour triplets, such a vertex is possible). For ease of use, we introduce a set of intuitive notations for the LQs and the new couplings. `CaLQ` is a `Python` package to test if a parameter point (i.e., the mass of the LQ and a set of nonzero LQ- $q$ - $\ell$  couplings) is allowed by the LHC indirect limits. Currently, it uses only the dilepton search data [55, 56] and supports two weak-singlet LQs—the charge-1/3 scalar  $S_1$  and the charge-2/3 vector  $U_1$ —for masses between 1 and 5 TeV. (Similar `MATHEMATICA`-based LQ and SM effective field theory limit calculator `HIGHPT` utilises the high- $p_T$  dilepton and lepton +  $\cancel{E}_T$  tails [57, 58]. However, at present it calculates limits only for three LQ mediator masses: 1, 2 and 3 TeV.) It works on a  $\chi^2$  minimisation method we developed in Ref. [34] (also [39]), and generalised in Ref. [43].

In Section II, we explain our notations and describe the `FeynRules` models and in Section III, we describe the calculator.

## II. LEPTOQUARK MODELS

As listed in Ref. [14], there are twelve possible renormalizable LQ models: six scalars (commonly referred to as  $S_1, \tilde{S}_1, \bar{S}_1, R_2, \tilde{R}_2, S_3$ ) and six vectors ( $U_1, \tilde{U}_1, \bar{U}_1, V_2, \tilde{V}_2, U_3$ ). Their  $SU(2)_L$  structures are (in the EM charge basis) shown below (the superscripts show the electric charges).

$$\begin{aligned}
S_1 &\equiv \left( S_1^{\frac{1}{3}} \right), \tilde{S}_1 \equiv \left( \tilde{S}_1^{\frac{4}{3}} \right), \bar{S}_1 \equiv \left( \bar{S}_1^{\frac{4}{3}} \right) & R_2 &\equiv \left( R_2^{\frac{5}{3}} \right), \tilde{R}_2 \equiv \left( \tilde{R}_2^{\frac{2}{3}} \right) & S_3 &\equiv \begin{pmatrix} S_3^{4/3} \\ S_3^{1/3} \\ S_3^{-2/3} \end{pmatrix} \\
U_1 &\equiv \left( U_1^{\frac{2}{3}} \right), \tilde{U}_1 \equiv \left( \tilde{U}_1^{\frac{5}{3}} \right), \bar{U}_1 \equiv \left( \bar{U}_1^{-\frac{1}{3}} \right) & V_2 &\equiv \begin{pmatrix} V_2^{\frac{5}{3}} \\ V_2^{\frac{2}{3}} \end{pmatrix}, \tilde{V}_2 \equiv \begin{pmatrix} \tilde{V}_2^{\frac{2}{3}} \\ \tilde{V}_2^{-\frac{1}{3}} \end{pmatrix} & U_3 &\equiv \begin{pmatrix} U_3^{5/3} \\ U_3^{2/3} \\ U_3^{-1/3} \end{pmatrix}
\end{aligned} \tag{1}$$

The hypercharges are obtained by the Gell-Mann-Nishijima formula:  $Q = T^3 + Y$  where  $T^3$  is the third component of the weak-isospin.

**Scalar Lagrangian:** The kinetic Lagrangian of a generic scalar LQ  $\Phi$  can be expressed as,

$$\mathcal{L}_\Phi^{\text{kin}} = (D_\mu \Phi)^\dagger (D^\mu \Phi) - M_\Phi^2 \Phi^\dagger \Phi, \tag{2}$$

where

$$D_\mu = \partial_\mu - ig_s \frac{\lambda^a}{2} G_\mu^a - ig \frac{\sigma^k}{2} W_\mu^k - ig' Y B_\mu.$$

TABLE I. Yukawa interactions in up- and down-aligned scenarios for scalar and vector LQs excluding diquark interactions. Throughout the paper, a slightly modified and more explicit notation for the Yukawa couplings is adopted.

LQ Model	Down-aligned Yukawa Interactions	Up-aligned Yukawa Interactions
$S_1$	$-y_{1ij}^{LL} \bar{d}_L^i v_L^j S_1 + (V^* y_1^{LL})_{ij} \bar{u}_L^i e_L^j S_1 + y_{1ij}^{RR} \bar{u}_R^i e_R^j S_1$	$-(V^T y_1^{LL})_{ij} \bar{d}_L^i v_L^j S_1 + y_{1ij}^{LL} \bar{u}_L^i e_L^j S_1 + y_{1ij}^{RR} \bar{u}_R^i e_R^j S_1$
$\tilde{S}_1$		$\tilde{y}_{1ij}^{RR} \bar{d}_R^i e_R^j \tilde{S}_1$
$R_2$	$-y_{2ij}^{RL} (\bar{u}_R^i e_L^j R_2^{5/3} - \bar{u}_R^i v_L^j R_2^{2/3})$ $+(V y_2^{LR})_{ij} \bar{u}_L^i e_R^j R_2^{5/3} + y_{2ij}^{LR} \bar{d}_L^i e_R^j R_2^{2/3}$	$-y_{2ij}^{RL} (\bar{u}_R^i e_L^j R_2^{5/3} - \bar{u}_R^i v_L^j R_2^{2/3})$ $+y_{2ij}^{LR} \bar{u}_L^i e_R^j R_2^{5/3} + (V^\dagger y_2^{LR})_{ij} \bar{d}_L^i e_R^j R_2^{2/3}$
$\tilde{R}_2$		$-\tilde{y}_{2ij}^{RL} (\bar{d}_R^i e_L^j \tilde{R}_2^{2/3} - \bar{d}_R^i v_L^j \tilde{R}_2^{-1/3})$
$S_3$	$-y_{3ij}^{LL} \bar{d}_L^i v_L^j S_3^{1/3} - (V^* y_3^{LL})_{ij} \bar{u}_L^i e_L^j S_3^{1/3}$ $-\sqrt{2} y_{3ij}^{LL} \bar{d}_L^i e_L^j S_3^{4/3} + \sqrt{2} (V^* y_3^{LL})_{ij} \bar{u}_L^i v_L^j S_3^{-2/3}$	$-(V^T y_3^{LL})_{ij} \bar{d}_L^i v_L^j S_3^{1/3} - y_{3ij}^{LL} \bar{u}_L^i e_L^j S_3^{1/3}$ $-\sqrt{2} (V^T y_3^{LL})_{ij} \bar{d}_L^i e_L^j S_3^{4/3} + \sqrt{2} y_{3ij}^{LL} \bar{u}_L^i v_L^j S_3^{-2/3}$
$U_1$	$(V x_1^{LL})_{ij} \bar{u}_L^i \gamma^\mu v_L^j U_{1,\mu} + x_{1ij}^{LL} \bar{d}_L^i \gamma^\mu e_L^j U_{1,\mu}$ $+x_{1ij}^{RR} \bar{d}_R^i \gamma^\mu e_R^j U_{1,\mu} + x_{1ij}^{RR} \bar{u}_R^i \gamma^\mu v_R^j U_{1,\mu}$	$x_{1ij}^{LL} \bar{u}_L^i \gamma^\mu v_L^j U_{1,\mu} + (V^\dagger x_1^{LR})_{ij} \bar{d}_L^i \gamma^\mu e_L^j U_{1,\mu}$ $+x_{1ij}^{RR} \bar{d}_R^i \gamma^\mu e_R^j U_{1,\mu} + x_{1ij}^{RR} \bar{u}_R^i \gamma^\mu v_R^j U_{1,\mu}$
$\tilde{U}_1$		$\tilde{x}_{1ij}^{RR} \bar{u}_R^i \gamma^\mu e_R^j \tilde{U}_1$
$V_2$	$-x_{2ij}^{RL} (\bar{d}_R^i \gamma^\mu v_L^j V_{2,\mu}^{1/3} - \bar{d}_R^i \gamma^\mu e_L^j V_{2,\mu}^{4/3})$ $+(V^* x_2^{LR})_{ij} \bar{u}_L^i \gamma^\mu e_R^j V_{2,\mu}^{1/3} - x_{2ij}^{LR} \bar{d}_L^i \gamma^\mu e_R^j V_{2,\mu}^{4/3}$	$-x_{2ij}^{RL} (\bar{d}_R^i \gamma^\mu v_L^j V_{2,\mu}^{1/3} - \bar{d}_R^i \gamma^\mu e_L^j V_{2,\mu}^{4/3})$ $+x_{2ij}^{LR} \bar{u}_L^i \gamma^\mu e_R^j V_{2,\mu}^{1/3} - (V^\dagger x_2^{LR})_{ij} \bar{d}_L^i \gamma^\mu e_R^j V_{2,\mu}^{4/3}$
$\tilde{V}_2$		$-\tilde{x}_{2ij}^{RL} (\bar{u}_R^i \gamma^\mu e_L^j \tilde{V}_2^{1/3} - \bar{u}_R^i \gamma^\mu v_L^j \tilde{V}_2^{-2/3})$
$U_3$	$-x_{3ij}^{LL} \bar{d}_L^i \gamma^\mu e_L^j U_\mu^{2/3} + \sqrt{2} x_{3ij}^{LL} \bar{d}_L^i \gamma^\mu v_L^j U_\mu^{-1/3}$ $+(V x_3^{LL})_{ij} \bar{u}_L^i \gamma^\mu v_L^j U_\mu^{2/3} + \sqrt{2} (V x_3^{LL})_{ij} \bar{u}_L^i \gamma^\mu e_L^j U_\mu^{5/3}$	$x_{3ij}^{LL} \bar{u}_L^i \gamma^\mu v_L^j U_\mu^{2/3} + \sqrt{2} x_{3ij}^{LL} \bar{u}_L^i \gamma^\mu e_L^j U_\mu^{5/3}$ $+\sqrt{2} (V^\dagger x_{3ij}^{LL}) \bar{d}_L^i \gamma^\mu v_L^j U_\mu^{-1/3} - (V^\dagger x_3^{LL})_{ij} \bar{d}_L^i \gamma^\mu e_L^j U_\mu^{2/3}$

Here,  $g_s$  is the strong coupling constant,  $g$  and  $g'$  are the electroweak couplings,  $Y$  is the hypercharge (expanding the covariant derivative gives the  $(\gamma/Z)g\Phi\Phi$  terms). The interaction Lagrangian for  $\Phi$  can be written as,

$$\mathcal{L}_\Phi^{int} = y_{\Phi,ij}^L \left[ \bar{q}_R^{i,a} \ell_L^j + \xi_\Phi \bar{q}_R^{i,a} v_L^j \right] \Phi^a + y_{\Phi,ij}^R \bar{q}_L^{i,a} \ell_R^j \Phi^a + h.c., \quad (3)$$

where we do not consider the diquark interaction terms. Here,  $i$  and  $j = \{1, 2, 3\}$  are the quark and lepton generation indices, respectively,  $a$  is the colour index,  $\xi_\Phi$  is either zero or  $\pm 1$ , and, depending on the charge of LQ,  $q$  and  $q'$  is either a quark or a charge-conjugated quark.

**Vector Lagrangian:** We can write the kinetic Lagrangian for a generic vector LQ  $\chi$  as,

$$\mathcal{L}_\chi^{kin} = -\frac{1}{2} (D_\mu \chi_\nu - D_\nu \chi_\mu)^\dagger (D^\mu \chi^\nu - D^\nu \chi^\mu) + M_\chi^2 \chi_\mu^\dagger \chi^\mu + i g_s (1 - \kappa) \chi_\mu^\dagger T^a \chi^\nu G^{\mu\nu a}, \quad (4)$$

where  $\kappa$  is the additional  $g\chi\chi$  coupling. The interaction term for the vLQ  $\chi$  is given as,

$$\mathcal{L}_\chi = x_{\chi,ij}^L \left[ \bar{q}_L^{i,a} \gamma^\mu \ell_L^j + \xi_\chi \bar{q}_L^{i,a} \gamma^\mu v_L^j \right] \chi_\mu^a + x_{\chi,ij}^R \bar{q}_R^{i,a} \gamma^\mu \ell_R^j \chi_\mu^a + h.c., \quad (5)$$

where  $\xi_\chi$  is either zero or  $\pm 1$ .

**Up/down-aligned Yukawa interactions:** We show the LQ interactions in Table. I. Since one can assume the mixing among the left-handed quarks in the SM to be either in the up or down sectors, we consider two types of LQ Yukawa interactions where the LQ couples to the left-handed quarks: up-aligned, where LQ interactions are aligned with the up-type quarks (i.e., the mixing is among the down-type quarks) and down-aligned, where LQ interactions are aligned with the down-type quarks (mixing is among the up-type quarks). For clarity, we show how the Cabibbo-Kobayashi-Maskawa (CKM) matrix elements enter the

TABLE II. LQ notations and Monte Carlo codes in the `.fr` model files.

LQ types	FR notation	Monte Carlo codes
$S_1(\mathbf{3}, \mathbf{1}, \frac{1}{3})$	s101	4200011
$\tilde{S}_1(\mathbf{3}, \mathbf{1}, \frac{4}{3})$	s114	4200114
$S_3(\mathbf{3}, \mathbf{3}, \frac{1}{3})$	s304, s301, s302	4200034, 4200031, 4200032
$R_2(\mathbf{3}, \mathbf{2}, \frac{7}{6})$	r205, r202	4200025, 4200022
$\tilde{R}_2(\mathbf{3}, \mathbf{2}, \frac{1}{6})$	r212, r211	4200122, 4200121
$\bar{S}_1(\mathbf{3}, \mathbf{1}, -\frac{2}{3})$	s122	4210212
$U_1(\mathbf{3}, \mathbf{1}, \frac{2}{3})$	u102	4210012
$\tilde{U}_1(\mathbf{3}, \mathbf{1}, \frac{5}{3})$	u115	4210015
$U_3(\mathbf{3}, \mathbf{3}, \frac{2}{3})$	u305, u302, u301	4210035, 4210032, 4210031
$V_2(\mathbf{3}, \mathbf{2}, \frac{5}{6})$	v201, v204	4210021, 4210024
$\tilde{V}_2(\mathbf{3}, \mathbf{2}, -\frac{1}{6})$	v212, v211	4210122, 4210121
$\bar{U}_1(\mathbf{3}, \mathbf{1}, -\frac{1}{3})$	u121	4210211

Lagrangians through quark fields (in the mass basis):

$$\begin{aligned}
 d_L^i &= [V]_{ij} d_L^j, & u_L^i &= [V^\dagger]_{ij} u_L^j, \\
 \bar{d}_L^i &= [V^*]_{ij} \bar{d}_L^j, & \bar{u}_L^i &= [V^T]_{ij} \bar{u}_L^j, \\
 d_L^{ci} &= [V^*]_{ij} d_L^{cj}, & u_L^{ci} &= [V^T]_{ij} u_L^{cj}, \\
 \bar{d}_L^{ci} &= [V]_{ij} \bar{d}_L^{cj}, & \bar{u}_L^{ci} &= [V^\dagger]_{ij} \bar{u}_L^{cj},
 \end{aligned} \tag{6}$$

where  $V$  is the CKM matrix and the primed fields are in the interaction basis.

### A. FeynRules models: notations and conventions

**Naming convention:** In the `.fr` (FEYNRULES [54]) files, the LQs are named according to the following convention (see Table II):

- ❑ First character is a letter. For scalar LQs, it is either a lowercase `s` (for  $S_1, S_3, \tilde{S}_1$ , and  $\bar{S}_1$ ) or an `r` (for  $R_2$  and  $\tilde{R}_1$ ). Similarly, for vector LQs, the letter is either a lowercase `u` (for  $U_1, U_3, \tilde{U}_1$ , and  $\bar{U}_1$ ) or a `v` (for  $V_2$  and  $\tilde{V}_2$ ).
- ❑ The next three characters are numbers. The first digit indicates whether the LQ is a singlet (1), doublet (2) or triplet (3) under  $SU(2)_L$ .
- ❑ The second digit is 1 if there is a tilde on top of the LQ symbol, 2 if there is a bar, and 0 if neither.
- ❑ The last digit is set equal to  $|3Q|$ , where  $Q$  is the electric charge of the LQ.

**Monte Carlo codes:** We use a similar scheme for assigning Monte Carlo codes to the LQs.

- ❑ For all LQs, the first two digits are set to 42.
- ❑ The third digit is 0 if the LQ is a scalar and 1 if it is a vector.
- ❑ The fourth digit is kept free and set to 0.
- ❑ The fifth digit is 1 if there is a tilde on top of the LQ symbol, 2 if there is a bar, and 0 if neither.
- ❑ The sixth digit indicates the weak representation of the LQ species, i.e., it is 1 for a singlet, 2 for a doublet, and 3 for a triplet.

- The last digit is set equal to  $|3Q|$ .

In the `.fr` files, the particles are defined in the `M$ClassesDescription` block. We can consider the example of  $U_1$ :

```
M$ClassesDescription = {
V[100] == {
  ClassName      -> u102,
  SelfConjugate  -> False,
  Indices        -> {Index[Colour]},
  Mass           -> {Mu102, 1000},
  Width          -> {Wu102, 10},
  QuantumNumbers -> {Q -> 2/3, LeptonNumber -> -1},
  PropagatorLabel -> "u102",
  PropagatorType -> Sine,
  PropagatorArrow -> Forward,
  PDG            -> 4210012,
  ParticleName   -> "u102",
  AntiParticleName -> "u102~",
  FullName       -> "up-type vector LQ"
},
V[110] == {
  ClassName      -> u10,
  Unphysical     -> True,
  Indices        -> {Index[SU2S], Index[Colour]},
  FlavorIndex    -> SU2S,
  SelfConjugate  -> False,
  QuantumNumbers -> {Y -> 2/3},
  Definitions    -> {u10[mu_,1,cc_] :> u102[mu,cc]}
}
};
```

The default values of the mass and decay width of  $V[100]$  (i.e.,  $U_1$ ) are set to 1000 and 10 GeV, respectively.  $V[110]$  is a weak-singlet (set via a user-defined index `SU2S`) unphysical field defined to include the interactions of  $U_1$  with the SM gauge bosons without explicitly writing them out in the Lagrangian.

**LQ Yukawa couplings:** We write a generic LQ Yukawa coupling in the following form,

$$y_{ab,ij}^{cd}/x_{ab,ij}^{cd},$$

where

- The symbol  $y$  denotes a scalar LQ and  $x$ , a vector.
- The superscripts  $c, d = \{L, R\}$  denote the quark and lepton chiralities, respectively.
- The subscript  $a$  is 1 for a weak-singlet LQ, 2 for a doublet and 3 for a triplet.
- The next subscript  $b$  is 1 if there is a tilde symbol on top of the LQ symbol, 2 if there is a bar symbol and 0 otherwise.
- The subscripts  $i$  and  $j$  show the quark and lepton generations, respectively.

We can consider the example of  $U_1$ , for which the Yukawa coupling matrices take the form:

$$x_1^{LL} = \begin{bmatrix} x_{10,11}^{LL} & x_{10,12}^{LL} & x_{10,13}^{LL} \\ x_{10,21}^{LL} & x_{10,22}^{LL} & x_{10,23}^{LL} \\ x_{10,31}^{LL} & x_{10,32}^{LL} & x_{10,33}^{LL} \end{bmatrix}, \quad x_1^{RR} = \begin{bmatrix} x_{10,11}^{RR} & x_{10,12}^{RR} & x_{10,13}^{RR} \\ x_{10,21}^{RR} & x_{10,22}^{RR} & x_{10,23}^{RR} \\ x_{10,31}^{RR} & x_{10,32}^{RR} & x_{10,33}^{RR} \end{bmatrix}. \quad (7)$$

The coupling,  $x_{10,21}^{LL}$ , couples the  $U_1$  LQ with a second-generation quark and a first-generation lepton, and so on. In general, these Yukawa coupling matrices are complex. In the model files, the  $x_{ab,ij}^{cd}/y_{ab,ij}^{cd}$  couplings are written as  $XABCD[I, J]/YABCD[I, J]$  in the `M$Parameters` block. For example,

```
M$Parameters = {
X10LL == {
  ParameterType    -> External,
  ComplexParameter -> False,
  Indices          -> {Index[Generation], Index[Generation]},
  BlockName        -> YUKU1LL,
  Value            -> {X10LL[1,1] -> 0.0, X10LL[1,2] -> 0.0, X10LL[1,3] -> 0.0,
                      X10LL[2,1] -> 0.0, X10LL[2,2] -> 0.0, X10LL[2,3] -> 0.0,
                      X10LL[3,1] -> 0.0, X10LL[3,2] -> 0.0, X10LL[3,3] -> 0.0},
  TeX              -> Superscript[Subscript[x,10],LL],
  InteractionOrder -> {QLD, 1},
  Description       -> "U1 leptoquark LL Yukawa coupling matrix"
}
};
```

The model files have the following interaction hierarchy:

```
M$InteractionOrderHierarchy = {
  {QCD, 1},
  {QED, 2},
  {QLD, 3}
};
```

where QLD is for the LQ Yukawa (i.e., new-physics) couplings. The interaction and kinetic terms are included in the Lagrangian in the following manner (considering the example of the up-aligned  $U_1$  model) [54]:

```
Lu1Kin := Block[{mu, nu, a, aa},
  ExpandIndices[-(1/2) (DC[u10bar[nu, a, aa], mu] - DC[u10bar[mu, a, aa], nu]) .
  (DC[u10[nu, a, aa], mu] - DC[u10[mu, a, aa], nu])]];

Lu1int := X10LL[i, j] u102[mu, a] (CKM[i, k] . dqbar[p, k, a] . Ga[mu, p, q] .
  ProjM[q, r] . l[r, j] + uqbar[p, i, a] . Ga[mu, p, q] . ProjM[q, r] . vl[r, j]) +
  X10RR[i, j] u102[mu, a] dqbar[p, i, a] . Ga[mu, p, q] . ProjP[q, r] . l[r, j];

LBSM := Lu1Kin + Lu1int + HC[Lu1int];
```

The model files [in `.fr` and UNIVERSAL FEYNMAN OUTPUT (UFO) [59, 60] formats] are available from the `TooLQit` repository in the directory ‘`FR_models`’.

## B. Producing $U_1$ at the LHC: Demonstration with MADGRAPH

For an illustration, we import the  $U_1$  model UFO file [59, 60] into MADGRAPH5 [61] and generate the pair production process for  $U_1$  at the LHC [62] through the following command:

```
generate p p > u102 u102~ QCD=2 QED=0 QLD=2
```

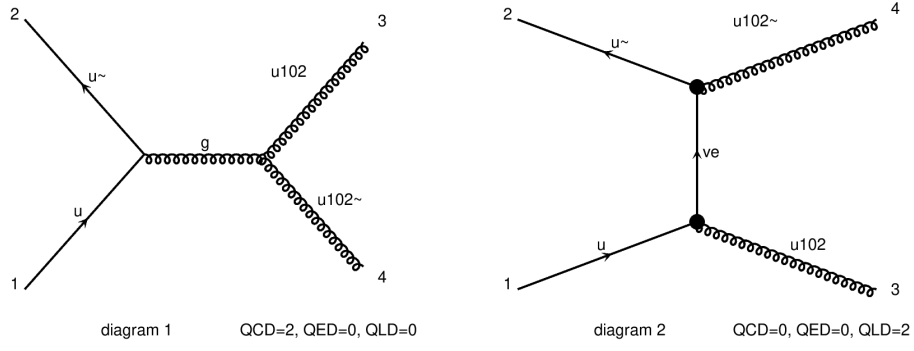


FIG. 1.  $U_1$  pair production at the LHC: Examples of Feynman diagrams generated by MADGRAPH.

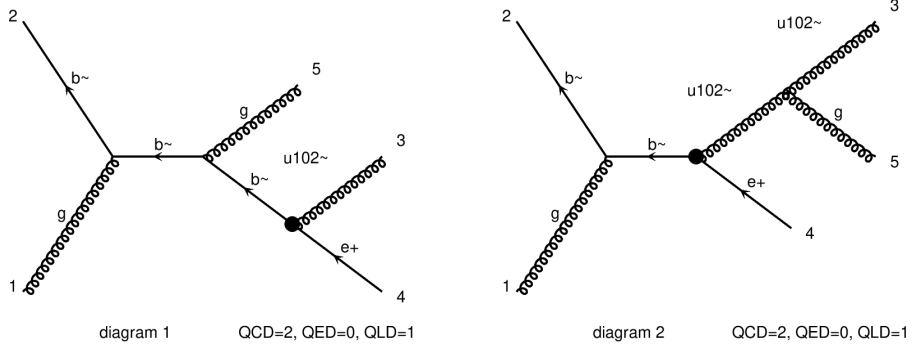


FIG. 2. Three-body single production of  $U_1$  at the LHC: Examples of Feynman diagrams generated by MADGRAPH.

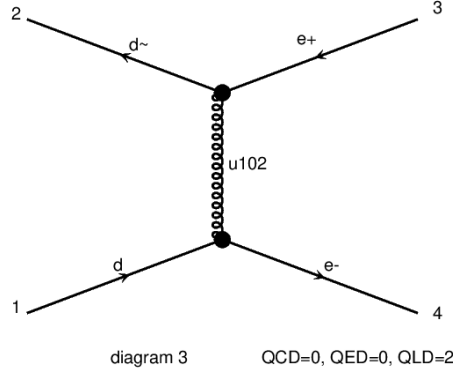


FIG. 3. Drell-Yan via  $U_1$ : Examples of Feynman diagrams generated by MADGRAPH.

which involves the QCD and LQ Yukawa couplings (see Fig. 1). The  $U_1$  pair can be further decayed to symmetric and asymmetric final states:

$$U_1 U_1 \rightarrow \left\{ \begin{array}{l} \text{Symmetric final states} \\ (\ell j)(\ell j)/(\ell b)(\ell b) \equiv \ell\ell + 2j/2j_b \\ (j\nu)(j\nu)/(t\nu)(t\nu) \equiv 2j/2j_t + E_T \\ \text{Asymmetric final states} \\ (\ell b)(\ell j) \equiv \ell\ell + j_b + j \\ (\ell j/\ell b)(j\nu/t\nu) \equiv \ell + (jj)/(jj_b)/(j_t j)/(j_t j_b) + E_T \\ (t\nu)(j\nu) \equiv j_t + j + E_T \end{array} \right\}, \quad (8)$$

where  $\ell = e, \mu, \tau$  and  $j_b, j_t$  denote  $b$  and  $t$  jets, respectively. Similarly, we can generate the  $U_1$  single production processes and the  $U_1$ -mediated dilepton processes including its interference with the  $Z/\gamma$  mediated Drell-Yan process in MADGRAPH5 at the LO.

### III. CaLQ: CALCULATOR FOR (INDIRECT) LHC LIMITS

There are two main sources of LHC limits on LQ parameters [46]: direct searches and the high- $P_T$  tails of the  $\ell\ell$  or  $\ell + \cancel{E}_T$  data. CaLQ is a PYTHON code that estimates whether the indirect LHC limits (from the high- $P_T$  tails of the dilepton data [55, 56]) allow/exclude a point on the LQ parameter space. It is currently at the alpha stage. While the code is generic, it supports only two LQ models—the singlet scalar  $S_1$  and vector  $U_1$ —and has no mixed-generation dilepton or lepton plus missing energy data. In the coming versions, We plan to introduce other common LQ models and the limits from mixed generation dilepton data and direct searches (see, e.g., Refs. [43, 46]). As mentioned in the Introduction, CaLQ follows the  $\chi^2$  minimisation and parameter limit estimation method described in Ref. [43] to obtain the indirect limits—it is essentially an automation of that technique.

The  $\chi^2 = \chi^2(M_{LQ}, \vec{\lambda})$  function is estimated as,

$$\chi^2(M_{LQ}, \vec{\lambda}) = \sum_{\ell\ell=ee,\mu\mu,\tau\tau} \chi_{\ell\ell}^2(M_{LQ}, \vec{\lambda}) = \sum_{\ell\ell} \sum_{b \in \text{bins}} \left( \frac{\mathcal{N}_{\text{Theory}}^b(M_{LQ}, \vec{\lambda}) - \mathcal{N}_{\text{Data}}^b}{\Delta \mathcal{N}^b} \right)^2 \Bigg|_{\ell\ell}, \quad (9)$$

where  $\vec{\lambda} = \{x_i \text{ or } y_i\}$  denotes the set of nonzero LQ Yukawa couplings, and  $\Delta \mathcal{N} = \sqrt{(\Delta \mathcal{N}_{\text{stat}})^2 + (\Delta \mathcal{N}_{\text{syst}})^2}$  is the error with the statistical error set as  $\Delta \mathcal{N}_{\text{stat}}^b = \sqrt{\mathcal{N}_{\text{Data}}^b}$  as a first approximation and an overall systematic error, i.e.,  $\Delta \mathcal{N}_{\text{syst}}^b = \delta \times \mathcal{N}_{\text{Data}}^b$  with  $\delta = 0.1$  (default value). The code uses the binned data from the HepData repository. For the  $\tau\tau$  mode, it uses the transverse mass distributions from Ref. [55]. For the other leptons, it uses the dilepton invariant-mass distributions [56]. In the above relation, the expected number of events is estimated as

$$\mathcal{N}_{\text{Theory}}^b(M_{LQ}, \vec{\lambda}) = \mathcal{N}_{\text{LQ}}^b(M_{LQ}, \vec{\lambda}) + \mathcal{N}_{\text{SM}}^b = [\mathcal{N}^{pp}(M_{LQ}, \vec{\lambda}) + \mathcal{N}^{sp}(M_{LQ}, \vec{\lambda}) + \mathcal{N}^{ip}(M_{LQ}, \vec{\lambda})]^b + \mathcal{N}_{\text{SM}}^b. \quad (10)$$

Here,  $\mathcal{N}^{pp}(M_{LQ}, \vec{\lambda})$ ,  $\mathcal{N}^{sp}(M_{LQ}, \vec{\lambda})$ , and  $\mathcal{N}^{ip}(M_{LQ}, \vec{\lambda})$  are the numbers of events from LQ pair production (PP), single production (SP), and indirect production (IP; Drell-Yan, i.e.,  $qq \rightarrow \ell\ell$  via a  $t$ -channel LQ exchange and its interference with the SM  $qq \rightarrow \ell\ell$  process) channels, respectively. For the calculator, we simulated these processes in MADGRAPH5 at the LO<sup>1</sup> with NNPDF2.3LO parton distributions [68] and the *dynamic renormalization and factorization scales* choice to estimate their contributions. The simulated events were passed through PYTHIA8 [69] for showering and hadronisation and were matched up to two jets using the MLM matching scheme [70, 71]. Then they were passed through DELPHES [72] for detector effects. We used the anti- $k_T$  [73] jet algorithm in FASTJET [74] for forming the jets. We mimicked the selection criteria and cuts used in Refs. [55, 56] to analyse the .root files and obtain the resulting binwise efficiencies.

As shown in Appendix A of Ref. [43], the  $\vec{\lambda}$ -dependence of the BSM contributions can be parametrised simply. For example,  $\mathcal{N}^{nr,b}(M_{LQ}, \vec{\lambda})$  can be written as

$$\mathcal{N}^{ip,b}(M_{LQ}, \vec{\lambda}) = \left\{ \sum_i^n \lambda_i^2 \sigma_i^{ip_2}(M_{LQ}) \times \varepsilon_i^{ip_2,b}(M_{LQ}) + \sum_{i \geq j}^n \lambda_i^2 \lambda_j^2 \sigma_{ij}^{ip_4}(M_{LQ}) \times \varepsilon_{ij}^{ip_4,b}(M_{LQ}) \right\} \times \mathcal{L}, \quad (11)$$

where  $\sigma_{ij}^{ip_4}(M_{LQ})$  is the  $t$ -channel LQ exchange contribution to the dilepton cross section calculated by setting  $\lambda_i = \lambda_j = 1$  and  $\lambda_{k \neq \{i,j\}} = 0$ ,  $\sigma_i^{ip_2}(M_{LQ})$  is the interference contribution obtained by setting  $\lambda_i = 1$  and  $\lambda_{k \neq i} = 0$ , the  $\varepsilon$ 's are the corresponding signal efficiencies (the signal fractions surviving the cuts and the detector effects in bin  $b$ ), and  $\mathcal{L}$  is the luminosity. Here, we have assumed all couplings to be real for simplicity (the LHC data is largely insensitive to the complex nature of the couplings, anyway). For a particular value of  $M_{LQ}$ , the  $\chi^2$  is minimised in a  $n$ -dimensional space (where  $n$  is the number of nonzero new Yukawa couplings). From the minimum  $\chi^2$  value, the  $1\sigma$  and  $2\sigma$  parameter limits are estimated by calculating  $\Delta\chi^2$ . CaLQ uses interpolated cross sections and efficiencies from stored data files.

<sup>1</sup> For  $S_1$ , the QCD NLO corrections are known for the pair production process [51, 63–67]. To account for that, an average  $k_{\text{QCD}}^{\text{NLO}}$  factor of 1.5 is included for this process. This value is editable. Also, for  $U_1$ , we have assumed zero contribution from the additional  $g\chi\chi$  coupling,  $\kappa$  [see Eq. (4)].



## A. Setting up the calculator

To get CaLQ, we can either

1. clone the repository

```
$ cd folder/to/clone/into/ # Go to folder location to download CaLQ
$ git clone https://github.com/atirek-ak/iCaLQ
$ cd CaLQ
```

or

2. download the zip file from <https://github.com/rsrchtsm/ToolQit/archive/refs/heads/main.zip> and unzip the file.

CaLQ is a PYTHON3 code. It is possible to use it in a virtual environment or directly. It depends on four packages: NUMPY, SCIPY, SYMPY, and PANDAS. The command

```
$ pip install numpy sympy scipy pandas
```

installs the required packages without a virtual environment. Otherwise, we can create a virtual environment:

```
$ python3 -m venv venv
$ source venv/bin/activate
$ pip install -r requirements.txt
```

CaLQ is now ready for use.

## B. Running the calculator

There are two ways to use CaLQ: interactive and non-interactive.

**Interactive mode:** The interactive mode is useful for testing a few parameter points. Entering the following command takes us to the interactive mode.

```
$ python3 calq.py
```

The CaLQ logo appears (see Fig. 4). It is followed by a list of available input commands, the supported LQ models and some illustrative Yukawa couplings to show the format.

- **Couplings available:** The format of the coupling(s) are mentioned in Section. II A. The calculator-specific  $U_1$  and  $S_1$  couplings are listed below as matrices:

$$x_1^{LL} = \begin{bmatrix} X10LL[1,1] & X10LL[1,2] & X10LL[1,3] \\ X10LL[2,1] & X10LL[2,2] & X10LL[2,3] \\ X10LL[3,1] & X10LL[3,2] & X10LL[3,3] \end{bmatrix}, \quad (12)$$

$$x_1^{RR} = \begin{bmatrix} X10RR[1,1] & X10RR[1,2] & X10RR[1,3] \\ X10RR[2,1] & X10RR[2,2] & X10RR[2,3] \\ X10RR[3,1] & X10RR[3,2] & X10RR[3,3] \end{bmatrix}, \quad (13)$$

$$y_1^{LL} = \begin{bmatrix} Y10LL[1,1] & Y10LL[1,2] & Y10LL[1,3] \\ Y10LL[2,1] & Y10LL[2,2] & Y10LL[2,3] \\ - & - & - \end{bmatrix}, \quad (14)$$

$$y_1^{RR} = \begin{bmatrix} Y10RR[1,1] & Y10RR[1,2] & Y10RR[1,3] \\ Y10RR[2,1] & Y10RR[2,2] & Y10RR[2,3] \\ - & - & - \end{bmatrix}. \quad (15)$$

The  $S_1$  couples to a charged lepton along with an up-type quark. The current CaLQ does not put limits on the top-quark couplings ( $Y10XX[3, J]$ ) as the top quark is essentially absent in the initial states.

```

python3 calq.py
Version_1.0.0 python3 calq.py

  CaLQ
  Calculator for LHC Limits
  on leptoquarks

  * Version 1.0.0 *

Authors:   A. Bhaskar, Y. Chaurasia, A. Das,
           A. Kumar, T. Mandal, S. Mitra,
           C. Neeraj, R. Sharma

=====
Commands available:
import_model=, mass=, couplings=, extra_width=,
ignore_single_pair= (yes/no), significance= (1 or 2),
systematic_error=, status, initiate, help
Couplings available:
Examples for S1: Y10LL[1,1] Y10RR[3,1] [...]
Examples for U1: X10LL[3,2] X10RR[1,1] [...]
Default values:
import_model= U1
mass= 1000
couplings= X10LL[3,3]
extra_width= 0
ignore_single_pair= yes
significance= 2
systematic_error= 0.1
=====
calq > import_model= S1
calq > mass=1792.4
calq > couplings= Y10LL[2,2]
calq > status
Leptoquark model= S1
Leptoquark mass= 1792.4
Couplings= Y10LL[2,2]
Extra width= 0
Ignore single & pair processes= yes
Significance= 2
Systematic error= 0.1
calq > initiate
Y10LL[2,2] contributions calculated!!
Finding chi-square minima...
Minimum chi-square at values:
Y10LL[2,2] : 0.2330737962106982
Input coupling values in the following order:  Y10LL[2,2]
> 0.3
Delta chi-square: 0.0014315734674141822
Allowed: Yes

> 3.0
Delta chi-square: 1100.860017518931
Allowed: No

> done
calq > exit

```

FIG. 4. Screenshot of CaLQ running in the interactive mode.

- `ignore_single_pair`: This command allows the user to ignore the resonant pair and single production contributions. For heavy LQs, the contribution from the resonant modes is small. The choices are ‘yes’/‘no’ or ‘y’/‘n’. Inputting ‘yes’ tells CaLQ to ignore the resonant contribution to evaluate the limits; this helps in speeding up the calculations. The default input is set to ‘yes’.
- `significance`: Input 1 and 2, for  $1\sigma$  and  $2\sigma$  limits, respectively.
- `systematic_error`: The fractional systematic error,  $\delta = \delta^b$  appearing in  $\Delta \mathcal{N}_{\text{sys}}^b$  [Eq. (9)]. The default value is 0.1.
- `extra_width`: The indirect limits are largely independent of branching ratios (BRs). However, for a light LQ, the single and pair production processes contribute to the dilepton final states, which depend on the BRs. CaLQ estimates the relevant BRs automatically from the choice of Yukawa couplings and a hardcoded (approximate, LO) decay width expression. If, however, there is an additional decay mode, the user can add the extra width in GeV. The default value is 0 GeV.

The list is followed by a prompt, ‘CaLQ >’. Then the following inputs initialise the calculator.

- ‘CaLQ > import\_model=’: The choice of LQ, ‘S1’ or ‘U1’.

- ❑ 'CaLQ > mass=': The mass of the LQ in GeV. Currently, the calculator computes the LHC bounds for LQs in the mass range 1000–5000 GeV.
- ❑ 'CaLQ > couplings=': The nonzero Yukawa couplings, each separated from the previous one by a space.
- ❑ 'CaLQ > initiate': Initiates the calculator and computes the  $\chi^2$  and its minimum(minima) corresponding to the input values and coupling(s).

For instance, the inputs below will select a 1000 GeV  $U_1$  in a two-coupling scenario.

```
CaLQ > import_model=U1
CaLQ > mass=1000.0
CaLQ > couplings=X10LL[1,1] X10LL[3,2]
CaLQ > initiate
```

Once initiated, the CaLQ prompt changes from 'CaLQ > ' to '> '. We can now enter the values of the Yukawa couplings to be tested. The prompt accepts inputs in the form '<f1> <f2> ... <fn>' (<f1> to <fn> are floating point numbers, i.e., real and  $n$  is the number of Yukawa couplings, see Fig. 4). The couplings can be entered in the manner shown below:

```
> 0.1 0
> 0.37 0.0001
> 0.5 0.7
```

If there are multiple couplings, we can enter the couplings separated by a space. We enter the values of the couplings in the same order as the input couplings. Based on the  $\delta\chi^2$ , the allowed (disallowed) input Yukawa couplings within the  $1\sigma$  or  $2\sigma$  exclusion limits are displayed with a yes or no. Entering

```
> done
```

(or 'd', 'q', 'quit', 'exit') exits the query mode. The prompt then returns to the input mode, and input parameters show the previous values, which can be updated.

CaLQ also supports the following two commands:

- ❑ 'status': The user can see the current values entered as inputs.
- ❑ 'help': Displays the list of commands available.

Finally, the command

```
CaLQ > exit
```

(or 'q', 'quit', 'e', '.exit', 'exit()') stops the calculator.

**Non-interactive mode:** To use the calculator in the non-interactive mode, we use the tag `-ni` or `--non-interactive`:

```
$ python3 CaLQ.py -ni [options]
```

The options field takes the following inputs:

- ❑ `--help`: Displays the help message (see Fig. 5).
- ❑ `--input-card=[filename]`: Takes a file with `.card` extension where we can specify the input parameters as follows:

```
Line 1: Model name (e.g. S1 or U1)
Line 2: LQ mass in GeV
Line 3: Yukawa couplings (e.g., X10LL[1,2] X10LL[2,2])
Line 4: ignore_single_pair (yes or no)
```

```

→ Version_1.0.0 python3 calq.py -ni --help
usage: calq.py [-h] [--non-interactive] [--no-banner]
              [--input-card INPUT_CARD] [--input-values INPUT_VALUES]
              [--output-yes OUTPUT_YES] [--output-no OUTPUT_NO]
              [--output-common OUTPUT_COMMON]

CaLQ Usage:

optional arguments:
  -h, --help            show this help message and exit
  --non-interactive, -ni
                        Run in non-interactive mode. This requires input-card
                        and input-values to be specified.
  --no-banner, -nb      CaLQ banner is not printed.
  --input-card INPUT_CARD
                        [filename]: Input card file. Format is explained in
                        README.txt
  --input-values INPUT_VALUES
                        [filename]: Input values to check from the given file.
                        Format is explained in README.txt
  --output-yes OUTPUT_YES
                        [filename]: Specify the name of output file (allowed
                        values) (overwrites the existing file). Default:
                        calq_yes.csv
  --output-no OUTPUT_NO
                        [filename]: Specify the name of output file
                        (disallowed values) (overwrites the existing file).
                        Default: calq_no.csv
  --output-common OUTPUT_COMMON
                        [filename]: Specify the name of output file
                        (overwrites the existing file). Default:
                        calq_common.csv
→ Version_1.0.0 █

```

FIG. 5. The CaLQ help menu in the non-interactive mode.

Line 5: `significance` ( $1\sigma$  or  $2\sigma$ )

Line 6: `systematic_error`

Line 7: `extra_width`

Line 8: `random_points` [If `random_points` is set to zero, the user has to enter the Yukawa coupling values in a separate text file with the extension `--input-values=[filename]`. If one set random points as, say, "1000", the calculator generates 1000 random points between  $-3.5$  and  $3.5$  as inputs to the Yukawa couplings. An example input card and an example `.vals` file are found in the `sample` directory, see Fig. 6]

- `--no-banner` or `-nb`: The CaLQ banner is not printed.
- `--output-yes=[filename]`: We specify the name of the output file containing allowed parameter points (overwrites any existing file). The default name of this output file is set as `calq_yes.csv`. Otherwise, in the field `filename` we can specify the path of the output file with a different name.
- `--output-no=[filename]`: Specify the name of the output file containing the disallowed parameter points (overwrites the existing file). The default name of this output file is set as `calq_no.csv`. Otherwise, in the field `filename` we can specify the path of the output file with a different name.

A sample bash script (`sample_1.sh`) is available in the `calq` folder. After suitably modifying the input parameters in the `.card` file, one can enter the desired couplings in the `.vals` file and run the bash file to obtain the output. The non-interactive mode relies on the input card and the query values. The output files are generated in the comma-separated-values (`.csv`) format in the order of the given couplings. The last number in a row shows the  $\Delta\chi^2$  value for the particular parameter set. The `calq_yes.csv` and `calq_no.csv` files can be used for further analysis.

### C. CaLQ workflow

Once the user provides the inputs, all fields are type-checked and confirmed to be valid/within the allowed ranges. If any of the fields are invalid, an error message is displayed. CaLQ processes the data after validating the inputs.

```

sample_1.card
1 U1 # import_model
2 2250 # mass
3 X10RR[1,3] X10RR[3,3] # couplings
4 yes # ignore_single_pair
5 2 # significance
6 0.1 # systematic_error
7 0 # extra_width
8 0 # random_points
9

sample_1.vals
1 1.000000 1.000000
2 1.000000 1.500000
3 1.000000 2.000000
4 1.500000 1.000000
5 1.500000 1.500000
6 1.500000 2.000000
7 2.000000 1.000000
8 2.000000 1.500000
9 2.000000 2.000000
10
11

```

FIG. 6. Non-interactive inputs.

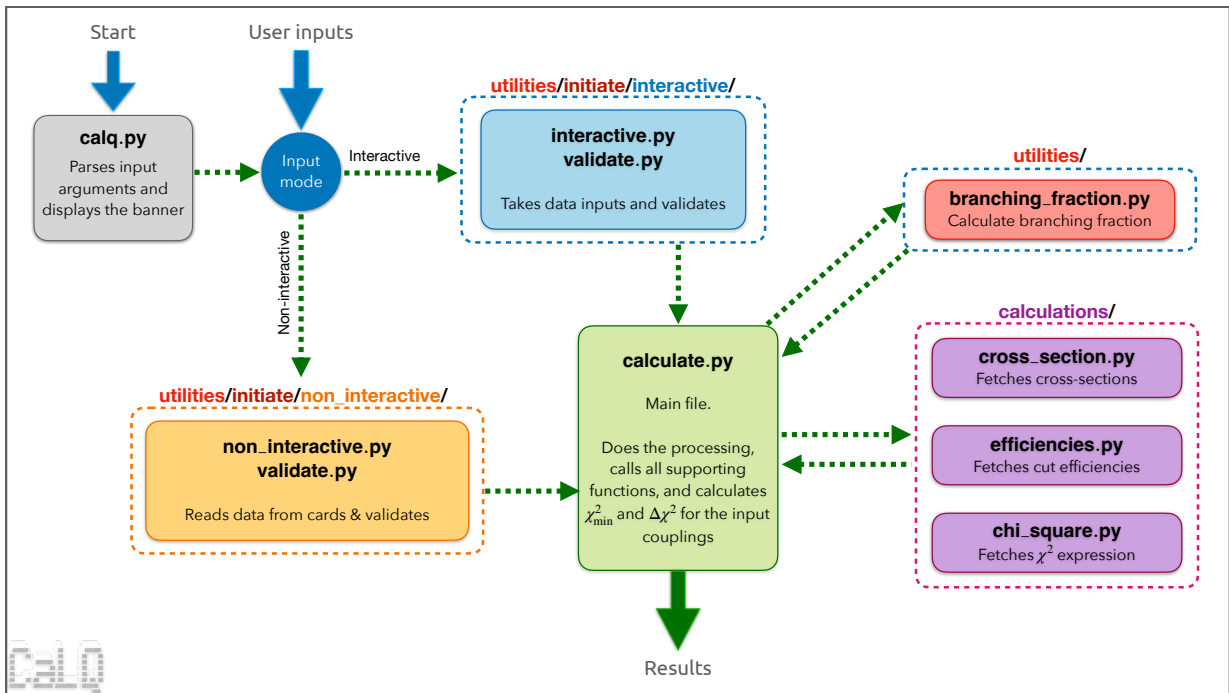


FIG. 7. The CaLQ codeflow.

It sorts the Yukawa coupling values for reading multi-coupling data,  
 ↓  
 extracts the chirality and the lepton & quark generation information from the couplings,  
 ↓  
 and loads the production cross sections, binwise efficiencies and the observed dilepton data.  
 (cross sections and efficiencies are stored in steps of 250 GeV for  $1 \leq \text{LQ mass} \leq 5 \text{ TeV}$ .)

After data validation, the code interpolates and calculates the cross sections and efficiencies for the entered LQ mass to form the  $\chi^2$  polynomial. It computes the  $ee$ ,  $\mu\mu$ , and  $\tau\tau$  contributions separately and adds them. It then looks for the global minimum using the `scipy.optimize()` function. The function is called with multiple starting points to prevent it from running into a local minimum. Once the minimum  $\chi^2$  is calculated, CaLQ calculates the  $\chi^2$  for the input couplings and estimates the corresponding  $\Delta\chi^2$  to check whether the parameter point is within the allowed range ( $1\sigma$  or  $2\sigma$ ). If it is, the calculator outputs "yes", otherwise, it outputs "no". We show the codeflow in Fig. 7.

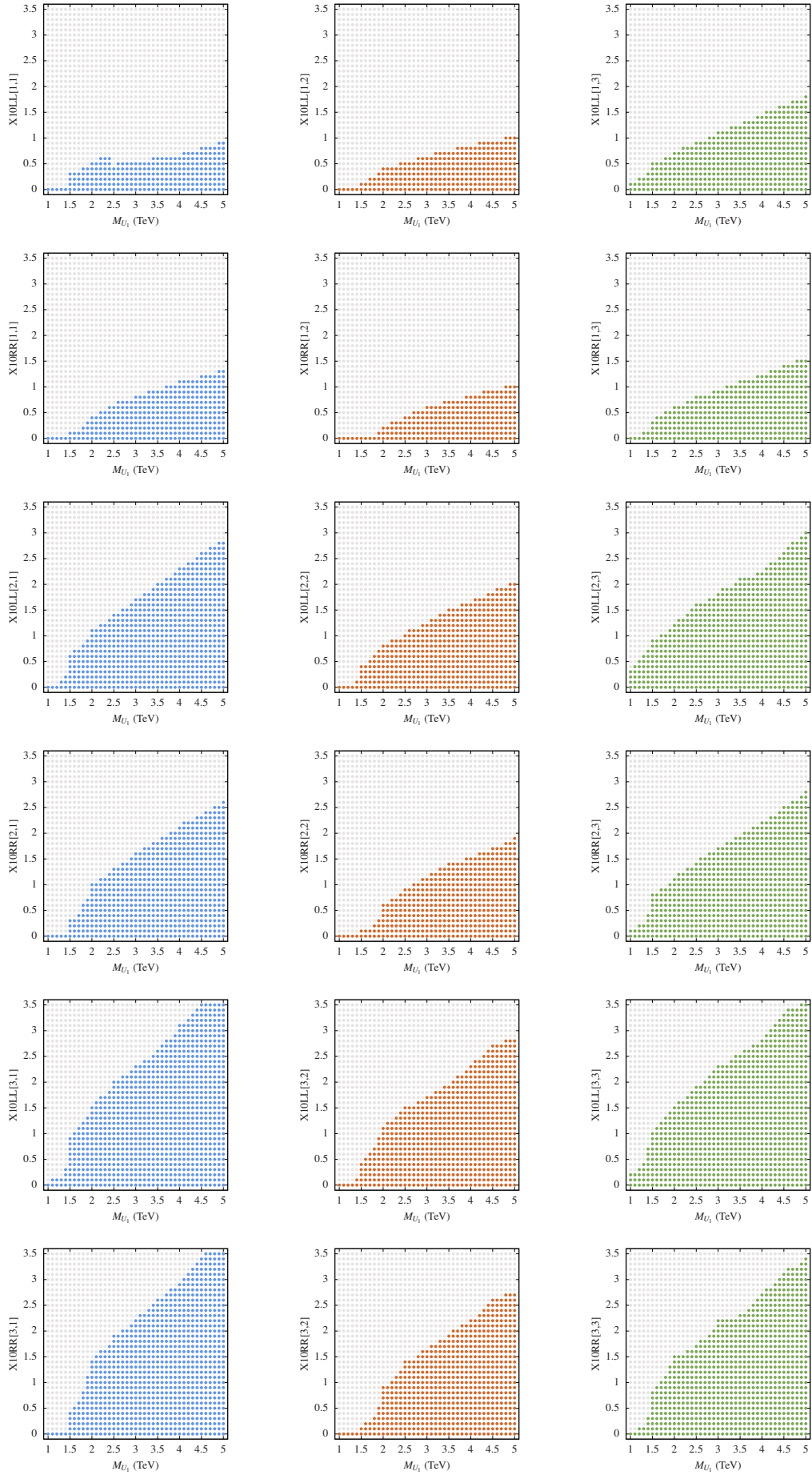


FIG. 8. Illustrative one-coupling scans for the  $U_1$ . The grey regions are ruled out at the  $2\sigma$  level.

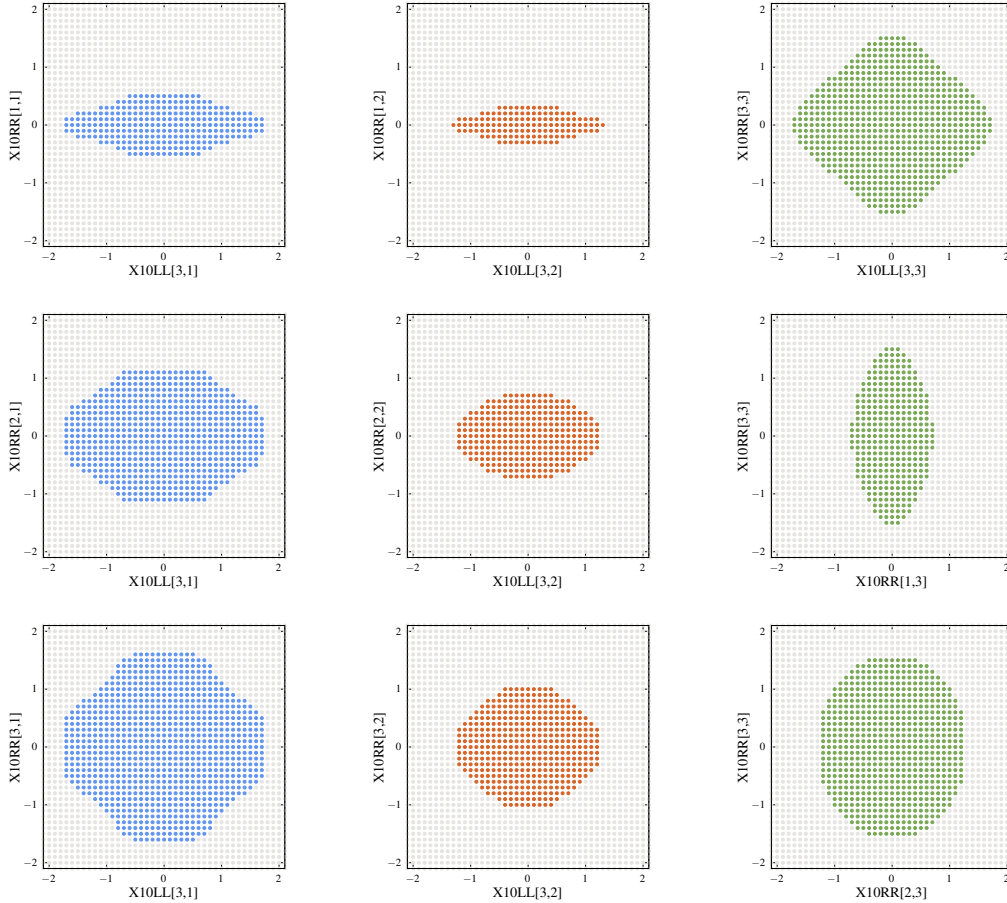


FIG. 9. Illustrative two-coupling scans for a 2250 GeV  $U_1$ . The grey regions are ruled out at the  $2\sigma$  level.

#### D. Demonstration: Limits on $U_1$ parameters

To demonstrate the outputs of CaLQ, we show the results of one-coupling scans with  $U_1$  in Fig. 8. For these, we passed a coupling-mass grid (with step size  $\{\Delta\lambda, \Delta M_{U_1}\} = \{0.1, 100 \text{ GeV}\}$ ) to CaLQ for each coupling and marked the allowed/not allowed points with different colours. In Fig. 9, we show some two-coupling scans. For these, we set the mass of  $U_1$  at a random value, 2250 GeV and perform a two-coupling grid scan.

### IV. CONCLUSION: SUMMARY AND OUTLOOKS

We introduced the LQ toolkit, `TooLQit`, which includes LO `FeynRules` models of all possible LQs and CaLQ, a calculator designed to estimate indirect limits from dilepton data. This comprehensive set of models and the accompanying calculator offer valuable resources for BSM phenomenology studies and future experimental searches at the LHC. LQs, being integral components of a wide range of BSM scenarios, are actively searched for in LHC experiments. `TooLQit` represents a foundational step towards consolidating various LQ-related computational tools onto a unified platform. This toolkit lets users evaluate constraints on LQ models and explore their discovery potential at the LHC or other collider experiments. While the current version has certain limitations (detailed below), the fully open-source nature of the code provides users with flexibility and insights, allowing them to adapt and extend the tools for new/custom cases.

`TooLQit/FeynRules` models:

- The set contains all LQs listed in Refs. [11, 14]. The models follow a set of systematic and easy-to-follow notations/naming conversions (explained in Section II A). Apart from the `.fr` files and the `MATHEMATICA` codes, we also provide the `UNIVERSAL FEYNRULES OUTPUT` files suitable for `MADGRAPH5`.

- Currently, the models provided are at LO. While NLO QCD LQ models are already available in the literature (e.g., see Ref. [51]), the TooLQit LO models include interactions of LQs with electroweak gauge bosons, such as the mixed QCD-QED  $\gamma/Z$ - $g$ -LQ-LQ vertex. These interactions can be significant in some scenarios (e.g., see Ref. [46]), especially when the EM charge of LQ is high.

TooLQit/CaLQ:

- It is a PYTHON package that automatically estimates the indirect LHC limits on the LQ- $q$ - $\ell$  Yukawa couplings by a  $\chi^2$  estimation. It is based on the method we developed in Ref. [34] (applied in Ref. [39]) and generalised in Ref. [43].
- Currently, it is at the alpha stage: it contains the data for just the two LQ models. For two weak-singlet LQs (the charge-1/3 scalar  $S_1$  and the charge-2/3 vector  $U_1$ ), CaLQ can check whether a parameter point (i.e., the mass of the LQ—between 1 and 5 TeV—and a set of nonzero LQ- $q$ - $\ell$  couplings) is allowed by the current dilepton ( $ee$ ,  $\mu\mu$ ,  $\tau\tau$ ) data [55, 56].
- It has a command-line interface and works in two modes: interactive and non-interactive. The interactive mode is suitable for testing a few coupling points at specific mass values. The non-interactive mode is designed to handle a list of points, enabling users to run a scan or check whether a given LQ parameter region satisfies experimental constraints. The non-interactive mode is handy for evaluating whether a parameter space allowed by other experimental bounds is consistent with the LHC data.

We are working on the NLO-QCD FEYNRULES models, which we plan to include in the future. We plan to include support for all other single LQ models available in the literature in CaLQ as well as popular multi-LQ models such as  $\tilde{R}_2 + S_1/S_3$  [75–77],  $S_1 + S_3$  [78], etc. We also plan to extend the coverage of CaLQ with LQs that interact with exotic fermions (like vectorlike quarks). Since the code is modular and the  $\chi^2$  technique is generic, in the future, we like to enable custom model support where a user generates some specific processes to produce .root files, run some codes (which we supply) on these files and import the output in CaLQ. We plan to include the LHC data on monolepton plus missing energy (e.g., Refs. [79, 80]) and mixed-flavours dilepton searches (e.g., Ref. [81]). In addition to this, we plan to include the limits from the latest direct searches (e.g., as listed in Ref. [46]).

## ACKNOWLEDGMENTS

T.M. acknowledges partial support from the SERB/ANRF, Government of India, through the Core Research Grant (CRG) No. CRG/2023/007031. R.S. acknowledges the PMRF from the Government of India.

- 
- [1] Jogesh C. Pati and Abdus Salam, “Unified Lepton-Hadron Symmetry and a Gauge Theory of the Basic Interactions,” *Phys. Rev. D* **8**, 1240–1251 (1973).
- [2] Jogesh C. Pati and Abdus Salam, “Lepton Number as the Fourth Color,” *Phys. Rev. D* **10**, 275–289 (1974), [Erratum: *Phys. Rev. D* **11**, 703 (1975)].
- [3] H. Georgi and S. L. Glashow, “Unity of All Elementary Particle Forces,” *Phys. Rev. Lett.* **32**, 438–441 (1974).
- [4] Harald Fritzsch and Peter Minkowski, “Unified Interactions of Leptons and Hadrons,” *Annals Phys.* **93**, 193–266 (1975).
- [5] Barbara Schrempp and Fridger Schrempp, “Light Leptoquarks,” *Phys. Lett.* **B153**, 101–107 (1985).
- [6] Ben Gripaios, “Composite Leptoquarks at the LHC,” *JHEP* **02**, 045 (2010), arXiv:0910.1789 [hep-ph].
- [7] Masaya Kohda, Hiroaki Sugiyama, and Koji Tsumura, “Lepton number violation at the LHC with leptoquark and diquark,” *Phys. Lett.* **B718**, 1436–1440 (2013), arXiv:1210.5622 [hep-ph].
- [8] Savas Dimopoulos and Leonard Susskind, “Mass Without Scalars,” *Nucl. Phys. B* **155**, 237–252 (1979).
- [9] Edward Farhi and Leonard Susskind, “Technicolor,” *Phys. Rept.* **74**, 277 (1981).
- [10] R. Barbier *et al.*, “R-parity violating supersymmetry,” *Phys. Rept.* **420**, 1–202 (2005), arXiv:hep-ph/0406039 [hep-ph].
- [11] W. Buchmuller, R. Ruckl, and D. Wyler, “Leptoquarks in Lepton - Quark Collisions,” *Phys. Lett.* **B191**, 442–448 (1987), [Erratum: *Phys. Lett.* **B448**, 320 (1999)].
- [12] Johannes Blumlein, Edward Boos, and Alexander Pukhov, “Leptoquark pair production at  $ep$  colliders,” *Mod. Phys. Lett.* **A9**, 3007–3022 (1994), arXiv:hep-ph/9404321 [hep-ph].
- [13] Johannes Blumlein, Edward Boos, and Alexander Kryukov, “Leptoquark pair production in hadronic interactions,” *Z. Phys.* **C76**, 137–153 (1997), arXiv:hep-ph/9610408 [hep-ph].



- [14] I. Doršner, S. Fajfer, A. Greljo, J. F. Kamenik, and N. Košnik, “Physics of leptoquarks in precision experiments and at particle colliders,” *Phys. Rept.* **641**, 1–68 (2016), [arXiv:1603.04993 \[hep-ph\]](#).
- [15] Sw. Banerjee *et al.* (Heavy Flavor Averaging Group (HFLAV)), “Averages of  $b$ -hadron,  $c$ -hadron, and  $\tau$ -lepton properties as of 2023,” (2024), [arXiv:2411.18639 \[hep-ex\]](#).
- [16] T. Aoyama *et al.*, “The anomalous magnetic moment of the muon in the Standard Model,” *Phys. Rept.* **887**, 1–166 (2020), [arXiv:2006.04822 \[hep-ph\]](#).
- [17] Chee Sheng Fong, M. C. Gonzalez-Garcia, Enrico Nardi, and Eduardo Peinado, “New ways to TeV scale leptogenesis,” *JHEP* **08**, 104 (2013), [arXiv:1305.6312 \[hep-ph\]](#).
- [18] Debottam Das, Kirtiman Ghosh, Manimala Mitra, and Subhadeep Mondal, “Probing sterile neutrinos in the framework of inverse seesaw mechanism through leptoquark productions,” *Phys. Rev.* **D97**, 015024 (2018), [arXiv:1708.06206 \[hep-ph\]](#).
- [19] Arvind Bhaskar, Yash Chaurasia, Kuldeep Deka, Tanumoy Mandal, Subhadip Mitra, and Ananya Mukherjee, “Right-handed neutrino pair production via second-generation leptoquarks,” *Phys. Lett. B* **843**, 138039 (2023), [arXiv:2301.11889 \[hep-ph\]](#).
- [20] Innes Bigaran, Bogdan A. Dobrescu, and Alessandro Russo, “Mutually elusive: Vectorlike antileptons and leptoquarks,” *Phys. Rev. D* **109**, 055033 (2024), [arXiv:2312.09189 \[hep-ph\]](#).
- [21] Kingman Cheung, Wai-Yee Keung, and Po-Yan Tseng, “Leptoquark induced rare decay amplitudes  $h \rightarrow \tau^\mp \mu^\pm$  and  $\tau \rightarrow \mu \gamma$ ,” *Phys. Rev. D* **93**, 015010 (2016), [arXiv:1508.01897 \[hep-ph\]](#).
- [22] Arvind Bhaskar, Debottam Das, Bibhabasu De, and Subhadip Mitra, “Enhancing scalar productions with leptoquarks at the LHC,” *Phys. Rev. D* **102**, 035002 (2020), [arXiv:2002.12571 \[hep-ph\]](#).
- [23] Arvind Bhaskar, Debottam Das, Bibhabasu De, Subhadip Mitra, Aruna Kumar Nayak, and Cyrin Neeraj, “Leptoquark-assisted singlet-mediated di-Higgs production at the LHC,” *Phys. Lett. B* **833**, 137341 (2022), [arXiv:2205.12210 \[hep-ph\]](#).
- [24] Soo-Min Choi, Yoo-Jin Kang, Hyun Min Lee, and Tae-Gyu Ro, “Lepto-Quark Portal Dark Matter,” *JHEP* **10**, 104 (2018), [arXiv:1807.06547 \[hep-ph\]](#).
- [25] Rusa Mandal, “Fermionic dark matter in leptoquark portal,” *Eur. Phys. J. C* **78**, 726 (2018), [arXiv:1808.07844 \[hep-ph\]](#).
- [26] Priyotosh Bandyopadhyay and Rusa Mandal, “Vacuum stability in an extended standard model with a leptoquark,” *Phys. Rev.* **D95**, 035007 (2017), [arXiv:1609.03561 \[hep-ph\]](#).
- [27] Bowen Fu and Stephen F. King, “Gravitational wave signals from leptoquark-induced first-order electroweak phase transitions,” *JCAP* **05**, 055 (2023), [arXiv:2209.14605 \[hep-ph\]](#).
- [28] CMS Collaboration, “Overview of CMS leptoquark searches,” [https://twiki.cern.ch/twiki/pub/CMSPublic/SummaryPlotsEX013TeV/barplot\\_EQ\\_MUQ\\_TAUQ\\_NUQ\\_v5.pdf](https://twiki.cern.ch/twiki/pub/CMSPublic/SummaryPlotsEX013TeV/barplot_EQ_MUQ_TAUQ_NUQ_v5.pdf) (2023).
- [29] ATLAS Collaboration, “Leptoquark summary plot for scalar or vector models,” <https://cds.cern.ch/record/2903898> (2024), [ATL-PHYS-PUB-2024-012].
- [30] Bastian Diaz, Martin Schmaltz, and Yi-Ming Zhong, “The leptoquark Hunter’s guide: Pair production,” *JHEP* **10**, 097 (2017), [arXiv:1706.05033 \[hep-ph\]](#).
- [31] Martin Schmaltz and Yi-Ming Zhong, “The leptoquark Hunter’s guide: large coupling,” *JHEP* **01**, 132 (2019), [arXiv:1810.10017 \[hep-ph\]](#).
- [32] Alexander Belyaev, Claude Leroy, Rashid Mehdiyev, and Alexander Pukhov, “Leptoquark single and pair production at LHC with CalcHEP/CompHEP in the complete model,” *JHEP* **09**, 005 (2005), [arXiv:hep-ph/0502067](#).
- [33] Tanumoy Mandal, Subhadip Mitra, and Satyajit Seth, “Single Productions of Colored Particles at the LHC: An Example with Scalar Leptoquarks,” *JHEP* **07**, 028 (2015), [arXiv:1503.04689 \[hep-ph\]](#).
- [34] Tanumoy Mandal, Subhadip Mitra, and Swapnil Raz, “ $R_{D^{(*)}}$  motivated  $\mathcal{S}_1$  leptoquark scenarios: Impact of interference on the exclusion limits from LHC data,” *Phys. Rev.* **D99**, 055028 (2019), [arXiv:1811.03561 \[hep-ph\]](#).
- [35] Darius A. Faroughy, Admir Greljo, and Jernej F. Kamenik, “Confronting lepton flavor universality violation in B decays with high- $p_T$  tau lepton searches at LHC,” *Phys. Lett. B* **764**, 126–134 (2017), [arXiv:1609.07138 \[hep-ph\]](#).
- [36] Admir Greljo and David Marzocca, “High- $p_T$  dilepton tails and flavor physics,” *Eur. Phys. J. C* **77**, 548 (2017), [arXiv:1704.09015 \[hep-ph\]](#).
- [37] Admir Greljo, Jorge Martin Camalich, and José David Ruiz-Álvarez, “Mono- $\tau$  Signatures at the LHC Constrain Explanations of  $B$ -decay Anomalies,” *Phys. Rev. Lett.* **122**, 131803 (2019), [arXiv:1811.07920 \[hep-ph\]](#).
- [38] Michael J. Baker, Javier Fuentes-Martín, Gino Isidori, and Matthias König, “High- $p_T$  signatures in vector-leptoquark models,” *Eur. Phys. J. C* **79**, 334 (2019), [arXiv:1901.10480 \[hep-ph\]](#).
- [39] Ufuk Aydemir, Tanumoy Mandal, and Subhadip Mitra, “Addressing the  $R_{D^{(*)}}$  anomalies with an  $\mathcal{S}_1$  leptoquark from  $\text{SO}(10)$  grand unification,” *Phys. Rev.* **D101**, 015011 (2020), [arXiv:1902.08108 \[hep-ph\]](#).
- [40] Kushagra Chandak, Tanumoy Mandal, and Subhadip Mitra, “Hunting for scalar leptoquarks with boosted tops and light leptons,” *Phys. Rev.* **D100**, 075019 (2019), [arXiv:1907.11194 \[hep-ph\]](#).
- [41] Andrei Angelescu, Darius A. Faroughy, and Olcyr Sumensari, “Lepton Flavor Violation and Dilepton Tails at the LHC,” *Eur. Phys. J. C* **80**, 641 (2020), [arXiv:2002.05684 \[hep-ph\]](#).
- [42] Arvind Bhaskar, Tanumoy Mandal, and Subhadip Mitra, “Boosting vector leptoquark searches with boosted tops,” *Phys. Rev. D* **101**, 115015 (2020), [arXiv:2004.01096 \[hep-ph\]](#).
- [43] Arvind Bhaskar, Diganta Das, Tanumoy Mandal, Subhadip Mitra, and Cyrin Neeraj, “Precise limits on the charge-2/3  $U_1$  vector leptoquark,” *Phys. Rev. D* **104**, 035016 (2021), [arXiv:2101.12069 \[hep-ph\]](#).
- [44] Arvind Bhaskar, Tanumoy Mandal, Subhadip Mitra, and Mohit Sharma, “Improving third-generation leptoquark searches with combined signals and boosted top quarks,” *Phys. Rev. D* **104**, 075037 (2021), [arXiv:2106.07605 \[hep-ph\]](#).
- [45] Ufuk Aydemir, Tanumoy Mandal, Subhadip Mitra, and Shoaib Munir, “An economical model for  $B$ -flavour and  $a_\mu$  anomalies from  $\text{SO}(10)$  grand unification,” (2022), [arXiv:2209.04705 \[hep-ph\]](#).
- [46] Arvind Bhaskar, Arijit Das, Tanumoy Mandal, Subhadip Mitra, and Rachit Sharma, “A fresh look at the LHC limits on scalar leptoquarks,” (2023), [arXiv:2312.09855 \[hep-ph\]](#).

- [47] Arvind Bhaskar, Diganta Das, Soumyadip Kundu, Anirudhan A. Madathil, Tanumoy Mandal, and Subhadip Mitra, “Vector leptoquark contributions to lepton dipole moments,” (2024), [arXiv:2408.11798 \[hep-ph\]](#).
- [48] Céline Degrande, “Automatic evaluation of UV and R2 terms for beyond the Standard Model Lagrangians: a proof-of-principle,” *Comput. Phys. Commun.* **197**, 239–262 (2015), [arXiv:1406.3030 \[hep-ph\]](#).
- [49] Valentin Hirschi and Olivier Mattelaer, “Automated event generation for loop-induced processes,” *JHEP* **10**, 146 (2015), [arXiv:1507.00020 \[hep-ph\]](#).
- [50] Céline Degrande, Gauthier Durieux, Fabio Maltoni, Ken Mimasu, Eleni Vryonidou, and Cen Zhang, “Automated one-loop computations in the standard model effective field theory,” *Phys. Rev. D* **103**, 096024 (2021), [arXiv:2008.11743 \[hep-ph\]](#).
- [51] Tanumoy Mandal, Subhadip Mitra, and Satyajit Seth, “Pair Production of Scalar Leptoquarks at the LHC to NLO Parton Shower Accuracy,” *Phys. Rev. D* **93**, 035018 (2016), [arXiv:1506.07369 \[hep-ph\]](#).
- [52] Ilja Doršner and Admir Greljo, “Leptoquark toolbox for precision collider studies,” *JHEP* **05**, 126 (2018), [arXiv:1801.07641 \[hep-ph\]](#).
- [53] Luca Buonocore, Admir Greljo, Peter Krack, Paolo Nason, Nudzeim Selimovic, Francesco Tramontano, and Giulia Zanderighi, “Resonant leptoquark at NLO with POWHEG,” *JHEP* **11**, 129 (2022), [arXiv:2209.02599 \[hep-ph\]](#).
- [54] Adam Alloul, Neil D. Christensen, Céline Degrande, Claude Duhr, and Benjamin Fuks, “FeynRules 2.0 - A complete toolbox for tree-level phenomenology,” *Comput. Phys. Commun.* **185**, 2250–2300 (2014), [arXiv:1310.1921 \[hep-ph\]](#).
- [55] Georges Aad *et al.* (ATLAS), “Search for heavy Higgs bosons decaying into two tau leptons with the ATLAS detector using  $pp$  collisions at  $\sqrt{s} = 13$  TeV,” *Phys. Rev. Lett.* **125**, 051801 (2020), **HEPData** link: <https://www.hepdata.net/record/ins1782650>., [arXiv:2002.12223 \[hep-ex\]](#).
- [56] Albert M Sirunyan *et al.* (CMS), “Search for resonant and nonresonant new phenomena in high-mass dilepton final states at  $\sqrt{s} = 13$  TeV,” (2021), **HEPData** link: <https://www.hepdata.net/record/ins1849964>., [arXiv:2103.02708 \[hep-ex\]](#).
- [57] Lukas Allwicher, Darius A. Faroughy, Florentin Jaffredo, Olcyr Sumensari, and Felix Wilsch, “Drell-Yan tails beyond the Standard Model,” *JHEP* **03**, 064 (2023), [arXiv:2207.10714 \[hep-ph\]](#).
- [58] Lukas Allwicher, Darius A. Faroughy, Florentin Jaffredo, Olcyr Sumensari, and Felix Wilsch, “HighPT: A tool for high- $p_T$  Drell-Yan tails beyond the standard model,” *Comput. Phys. Commun.* **289**, 108749 (2023), [arXiv:2207.10756 \[hep-ph\]](#).
- [59] Céline Degrande, Claude Duhr, Benjamin Fuks, David Grellscheid, Olivier Mattelaer, and Thomas Reiter, “UFO - The Universal FeynRules Output,” *Comput. Phys. Commun.* **183**, 1201–1214 (2012), [arXiv:1108.2040 \[hep-ph\]](#).
- [60] Luc Darmé *et al.*, “UFO 2.0: the ‘Universal Feynman Output’ format,” *Eur. Phys. J. C* **83**, 631 (2023), [arXiv:2304.09883 \[hep-ph\]](#).
- [61] J. Alwall, R. Frederix, S. Frixione, V. Hirschi, F. Maltoni, O. Mattelaer, H. S. Shao, T. Stelzer, P. Torrielli, and M. Zaro, “The automated computation of tree-level and next-to-leading order differential cross sections, and their matching to parton shower simulations,” *JHEP* **07**, 079 (2014), [arXiv:1405.0301 \[hep-ph\]](#).
- [62] Johannes Blumlein, Edward Boos, and Alexander Kryukov, “Leptoquark pair production cross-sections at hadron colliders,” (1998), [arXiv:hep-ph/9811271](#).
- [63] M. Kramer, T. Plehn, M. Spira, and P. M. Zerwas, “Pair production of scalar leptoquarks at the CERN LHC,” *Phys. Rev. D* **71**, 057503 (2005), [arXiv:hep-ph/0411038](#).
- [64] Christoph Borschensky, Benjamin Fuks, Anna Kulesza, and Daniel Schwartzländer, “Scalar leptoquark pair production at hadron colliders,” *Phys. Rev. D* **101**, 115017 (2020), [arXiv:2002.08971 \[hep-ph\]](#).
- [65] Christoph Borschensky, Benjamin Fuks, Anna Kulesza, and Daniel Schwartzländer, “Scalar leptoquark pair production at the LHC: precision predictions in the era of flavour anomalies,” *JHEP* **02**, 157 (2022), [arXiv:2108.11404 \[hep-ph\]](#).
- [66] Christoph Borschensky, Benjamin Fuks, Anna Kulesza, and Daniel Schwartzländer, “Precision predictions for scalar leptoquark pair production at the LHC,” *PoS EPS-HEP2021*, 637 (2022), [arXiv:2110.15324 \[hep-ph\]](#).
- [67] Christoph Borschensky, Benjamin Fuks, Adil Jueid, and Anna Kulesza, “Scalar leptoquarks at the LHC and flavour anomalies: a comparison of pair-production modes at NLO-QCD,” *JHEP* **11**, 006 (2022), [arXiv:2207.02879 \[hep-ph\]](#).
- [68] Richard D. Ball *et al.*, “Parton distributions with LHC data,” *Nucl. Phys.* **B867**, 244–289 (2013), [arXiv:1207.1303 \[hep-ph\]](#).
- [69] Christian Bierlich *et al.*, “A comprehensive guide to the physics and usage of PYTHIA 8.3,” (2022), [10.21468/SciPost-PhysCodeB.8](#), [arXiv:2203.11601 \[hep-ph\]](#).
- [70] Michelangelo L. Mangano, Mauro Moretti, Fulvio Piccinini, and Michele Treccani, “Matching matrix elements and shower evolution for top-quark production in hadronic collisions,” *JHEP* **01**, 013 (2007), [arXiv:hep-ph/0611129 \[hep-ph\]](#).
- [71] Stefan Hoeche, Frank Krauss, Nils Lavesson, Leif Lonnblad, Michelangelo Mangano, Andreas Schalick, and Steffen Schumann, “Matching parton showers and matrix elements,” in *HERA and the LHC: A Workshop on the implications of HERA for LHC physics: Proceedings Part A* (2006) [arXiv:hep-ph/0602031 \[hep-ph\]](#).
- [72] J. de Favereau, C. Delaere, P. Demin, A. Giammanco, V. Lemaitre, A. Mertens, and M. Selvaggi (DELPHES 3), “DELPHES 3, A modular framework for fast simulation of a generic collider experiment,” *JHEP* **02**, 057 (2014), [arXiv:1307.6346 \[hep-ex\]](#).
- [73] Matteo Cacciari, Gavin P. Salam, and Gregory Soyez, “The anti- $k_t$  jet clustering algorithm,” *JHEP* **04**, 063 (2008), [arXiv:0802.1189 \[hep-ph\]](#).
- [74] Matteo Cacciari, Gavin P. Salam, and Gregory Soyez, “FastJet User Manual,” *Eur. Phys. J. C* **72**, 1896 (2012), [arXiv:1111.6097 \[hep-ph\]](#).
- [75] Ilja Doršner, Svjetlana Fajfer, and Nejc Košnik, “Leptoquark mechanism of neutrino masses within the grand unification framework,” *Eur. Phys. J. C* **77**, 417 (2017), [arXiv:1701.08322 \[hep-ph\]](#).
- [76] Snehashis Parashar, Anirban Karan, Avnish, Priyotosh Bandyopadhyay, and Kirtiman Ghosh, “Phenomenology of scalar leptoquarks at the LHC in explaining the radiative neutrino masses, muon  $g-2$ , and lepton flavor violating observables,” *Phys. Rev. D* **106**, 095040 (2022), [arXiv:2209.05890 \[hep-ph\]](#).
- [77] P. S. Bhupal Dev, Srubabati Goswami, Chayan Majumdar, and Debashis Pachhar, “Neutrinoless Double Beta Decay from Scalar Leptoquarks: Interplay with Neutrino Mass and Flavor Physics,” (2024), [arXiv:2407.04670 \[hep-ph\]](#).
- [78] Arvind Bhaskar, Anirudhan A. Madathil, Tanumoy Mandal, and Subhadip Mitra, “Combined explanation of W-mass, muon  $g-2$ ,

RK(\*) and RD(\*) anomalies in a singlet-triplet scalar leptoquark model,” *Phys. Rev. D* **106**, 115009 (2022), [arXiv:2204.09031 \[hep-ph\]](#).

- [79] A. Tumasyan *et al.* (CMS), “Search for new physics in the  $\tau$  lepton plus missing transverse momentum final state in proton-proton collisions at  $\sqrt{s} = 13$  TeV,” *JHEP* **09**, 051 (2023), [arXiv:2212.12604 \[hep-ex\]](#).
- [80] Georges Aad *et al.* (ATLAS), “Search for high-mass resonances in final states with a  $\tau$ -lepton and missing transverse momentum with the ATLAS detector,” *Phys. Rev. D* **109**, 112008 (2024), [arXiv:2402.16576 \[hep-ex\]](#).
- [81] Armen Tumasyan *et al.* (CMS), “Search for heavy resonances and quantum black holes in  $e\mu$ ,  $e\tau$ , and  $\mu\tau$  final states in proton-proton collisions at  $\sqrt{s} = 13$  TeV,” *JHEP* **05**, 227 (2023), [arXiv:2205.06709 \[hep-ex\]](#).