

DebiasDiff: Debiasing Text-to-image Diffusion Models with Self-discovering Latent Attribute Directions

Yilei Jiang, Weihong Li, Yiyuan Zhang, Minghong Cai, Xiangyu Yue[†]

MMLab, The Chinese University of Hong Kong

Abstract

While Diffusion Models (DM) exhibit remarkable performance across various image generative tasks, they nonetheless reflect the inherent bias presented in the training set. As DMs are now widely used in real-world applications, these biases could perpetuate a distorted worldview and hinder opportunities for minority groups. Existing methods on debiasing DMs usually requires model re-training with a human-crafted reference dataset or additional classifiers, which suffer from two major limitations: (1) collecting reference datasets causes expensive annotation cost; (2) the debiasing performance is heavily constrained by the quality of the reference dataset or the additional classifier. To address the above limitations, we propose DebiasDiff, a plug-and-play method that learns attribute latent directions in a self-discovering manner, thus eliminating the reliance on such reference dataset. Specifically, DebiasDiff consists of two parts: a set of attribute adapters and a distribution indicator. Each adapter in the set aims to learn an attribute latent direction, and is optimized via noise composition through a self-discovering process. Then, the distribution indicator is multiplied by the set of adapters to guide the generation process towards the prescribed distribution. Our method enables debiasing multiple attributes in DMs simultaneously, while remaining lightweight and easily integrable with other DMs, eliminating the need for re-training. Extensive experiments on debiasing gender, racial, and their intersectional biases show that our method outperforms previous SOTA by a large margin. Our code will be available at <https://github.com/leigest519/DebiasDiff>.

1. Introduction

State-of-the-art Text-to-Image Diffusion Models (DMs) such as Stable Diffusion [26], DALL-E 3 [20] and Imagen [27] have demonstrated remarkable performance in generating high-quality images. With the rapid development of DMs, an increasing number of individuals and cor-

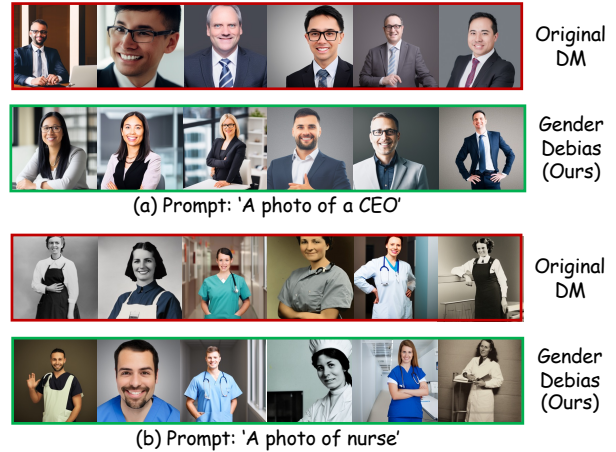


Figure 1. Illustration of gender bias associated with different occupations in Stable Diffusion v2.1 and the debiased results for gender by our method. The leadership roles such as CEOs are biased towards male figures, whereas supportive roles such as nurses are biased towards female figures. Our method can generate debiased results regarding the gender bias.

porations are choosing to utilize them to serve their own purposes. For instance, Stable Diffusion v1.5 has been downloaded over 8 million times on the Huggingface repository, and Midjourney is used by over a million users [5]. However, existing DMs have been found to generate biased content across various demographic factors, such as gender and race [13], which could have harmful effects on society when these models are implemented in real-world applications.

In Figure 1, we randomly generate several images of two occupations using Stable Diffusion v2.1. Given the prompt of ‘A photo of a CEO’, the generated images predominantly depict male figures, reinforcing the stereotype that leadership roles, such as CEOs and doctors, are male-dominated. On the contrary, when the prompt is ‘A photo of a nurse’, the majority of generated images depict female figures, reflecting the bias that supportive roles are traditionally associated with women. Regarding racial bias, we randomly generate 1000 images using Stable Diffusion v2.1 with the prompt ‘A

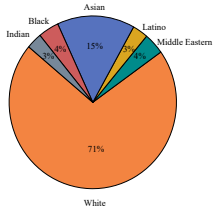


Figure 2. Racial bias in randomly generated 1000 images with the prompt ‘A photo of a worker’ using Stable Diffusion v2.1.

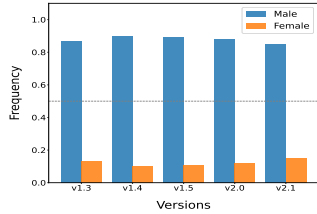


Figure 3. Gender bias in randomly generated 1000 images with the prompt ‘A photo of a CEO’ using Stable Diffusion v1.3, v1.4, v1.5, v2.0, and v2.1.

photo of a worker’. The statistic of 1000 images depicted in Figure 2 shows a strong bias in racial representation, with White individuals making up 71% of the total, while minority groups like Middle Eastern, Latino, Black, and Indian each account for only 3-4%. This bias in DM, produce less accurate or fair results for underrepresented populations. We further investigate such bias situation across across different versions of DMs. We randomly generate 1000 images with the prompt of ‘A photo of a CEO’ using five versions of DMs: Stable Diffusion v1.3 [21], v1.4 [22], v1.5 [23], v2.0 [24] and v2.1 [25]. Figure 3 demonstrates that gender bias exists across all versions of DMs.

This bias arises from two main factors. First, the training data sourced from the web is inherently biased. Second, the bias is partly inherited from the CLIP [19] model used in the generation process. Biases in the generated data are even more pronounced in large text-to-image DMs, where models often produce content that associates specific genders with particular professions. Several work has attempted to mitigate the bias in DMs by re-training the model [30] or training-free approaches [8, 17, 18]. In training-based methods, Shen et al. [30] propose to manually curate a reference dataset and match the distribution of generated images with that of the reference dataset. Among training-free approaches, Parihar et al. [18] exploit the rich demographic information embedded in the latent features of the denoising U-Net to guide the generation. Although this method avoids re-training DMs, it depends on training an MLP-based Attribute Distribution Predictor using pseudo labels generated from existing attribute classifiers. This reliance on accurate attribute classifiers for training h -space classifiers significantly limits its debiasing performance. Additionally, Gandikota et al. [8] and Orgad et al. [17] employ closed-form editing to adjust concepts within DMs without re-training. However, training-based methods heavily depend on gathering annotated reference datasets, which are both expensive and constrained by the dataset’s quality. Despite the implementation efficiency of training-free methods, they tend to be less effective than training-based approaches.

To address these limitations, we propose DeBiasDiff, a plug-and-play method that achieves debiased image generation (Figure 1) by automatically learning attribute latent directions, mitigating the reliance on reference datasets. DeBiasDiff is composed of two components: a set of attribute adapters and a distribution indicator. Each adapter is trained to learn an attribute-specific latent direction, optimized through noise composition in a self-discovering manner, i.e., our method automatically learns attribute latent directions without relying on a labeled reference dataset. Through noise composition, our method explores and optimizes attribute directions directly from the model’s latent space, uncovering patterns without external supervision. At inference stage, the distribution indicator is then applied to select attribute-specific adapters, guiding the generative process towards the desired distribution. We comprehensively evaluate the effectiveness of our approach in debiasing gender, racial, and intersectional biases using occupational prompts. Experimental results demonstrate that our method not only achieves state-of-the-art performance in single and multiple attribute debiasing tasks but also preserves the generation quality of DM. Furthermore, we show that once DeBiasDiff is trained on one diffusion model, it can be seamlessly integrated into other models without re-tuning. Thanks to its strong transferability and plug-and-play functionality, our method offers a practical solution for both individual users and organizations, facilitating the responsible use of diffusion models in future applications.

To summarize, our main contributions are as following:

- We propose DeBiasDiff, a novel method for debiasing DMs by learning attribute latent directions in a self-discovering manner, eliminating the reliance on the reference dataset or classifier, and thus significantly reduce the cost.
- DeBiasDiff is lightweight, plug-and-play and shows good transferability across different DMs, making it more convenient to deploy in the real world.
- Extensive experiments show that our method achieves SOTA performance across diverse debiasing tasks while retaining the image generation quality.

2. Related Work

Bias in Diffusion Models. Diffusion models for text-to-image generation (T2I) have been observed to produce biased and stereotypical images, even when given neutral prompts. Cho et al. [2] found that Stable Diffusion (SD) tends to generate images of males when prompted with occupations, with skin tones predominantly centered around a few shades from the Monk Skin Tone Scale [15]. Seshadri et al. [29] noted that SD reinforces gender-occupation biases presented in its training data. In addition to occupations, Bianchi et al. [1] discovered that simple prompts involving character traits and other descriptors also result in

stereotypical images. Luccioni et al. [13] created a tool to compare generated image collections across different genders and ethnicities. Moreover, Wang et al. [34] introduced a text-to-image association test and found that SD tends to associate females more with family roles and males more with career-related roles.

Debiasing Diffusion Models by retraining. Before DMs, previous approaches mainly focus on debiasing GANs by assuming access to the labels of sensitive attributes and ensure no correlation exists between the decision and sensitive attributes [3, 16, 28, 31–33, 35, 36]. More recently, regarding DMs, Shen et al. [30] propose a distributional alignment loss to guide the characteristics of the generated images towards target distribution and use adjusted finetuning to directly optimize losses on the generated images. This method requires a reference training dataset to complete the retraining process, whereas our method does not need such reference dataset, which largely reduces annotation costs. Li et al. [11] find a interpretable latent vector for a given concept, and achieve debiasing by manipulating the h-space inside DMs during inference stage.

Debiasing Diffusion Models without training. Parihar et al. [18] propose Distribution Guidance (DG), which guides the generated images to follow the prescribed attribute distribution. Although DG does not require retraining DMs, it requires training an Attribute Distribution Predictor (ADP) that maps the latent features to the distribution of attributes. Since ADP is trained with pseudo labels generated from existing attribute classifiers, the performance of DG is largely constrained by the accuracy of attribute classifiers. Gandikota et al. [8] and Orgad et al. [17] use closed-form editing approach to edits concepts inside DM without training. Despite the efficiency, these methods are less effective than training-based approaches.

Controlling concepts in Diffusion Models. Our work is inspired by recent work on controlling concepts [6, 7] in diffusion models. Gandikota et al. [6] propose to fine-tune the DM to erase an undesired concept while maintaining the model’s behavior and capabilities, such as removing the NSFW (not safe for work) contents. ConceptSlider [7] also fine-tunes a LoRA adapter in a diffusion model to control the concept in the generated images. Unlike ESD that focuses on erasing concepts and ConceptSlider aims at precisely adjusting the extent of a concept (e.g., controlling the size of eyes), this work aims to debias the Diffusion Models, i.e., controlling the portion of generated images for different attributes such as male and female. Additionally, ConceptSlider learns an adapter per concept and use a scaling factor to control the extent of a concept (e.g., size of eye) while we learn an adapter per direction (e.g., female or male) in an attribute/concept (e.g., gender) and design an inference pipeline with an indicator to automatically select adapters based on a given distribution.

3. Preliminary

Latent Diffusion Models (LDMs) [26], also known as Stable Diffusion (SD), perform the diffusion process within the latent space. During training, noise is added to the encoded latent representation of the input image x , resulting in a noisy latent code z_t at each time step t .

In the pretraining stage, an autoencoder framework is employed to map images into a lower-dimensional latent space via an encoder: $z = \mathcal{E}(x)$. The decoder then reconstructs images from these latent codes: $x \approx \mathcal{D}(\mathcal{E}(x))$. This process ensures that the latent space retains the essential semantic information of the image.

The training objective of the diffusion model in the latent space is given by:

$$\mathcal{L}_{\text{LDM}} = \mathbb{E}_{z \sim \mathcal{E}(x), c, \epsilon \sim \mathcal{N}(0,1), t} \left[\|\epsilon - \epsilon_\theta(z_t, c, t)\|_2^2 \right], \quad (1)$$

where ϵ is Gaussian noise sampled from a normal distribution $\mathcal{N}(0, 1)$, ϵ_θ is the denoising network, and c represents any conditioning embeddings (e.g., text or class labels).

At the inference stage, a latent code z_T is sampled from Gaussian noise at the initial timestep T . The denoising network ϵ_θ is then applied iteratively to remove the noise over several steps, generating a denoised latent representation z_0 . Finally, the pretrained decoder reconstructs the image from the denoised latent code: $\hat{x}_0 \approx \mathcal{D}(z_0)$, where \hat{x}_0 is the generated output image.

Classifier-free Guidance [9] aim to modulate image generation by steering the probability distribution towards data that is more probable according to an implicit classifier $p(c | z_t)$. It operates at inference phase and the model is jointly trained on both conditional and unconditional denoising tasks. During inference, both the conditional and unconditional denoising scores are derived from the model. The final score $\tilde{\epsilon}_\theta(z_t, c, t)$ is then adjusted by weighting the conditioned score more heavily relative to the unconditional score using a guidance scale $\alpha > 1$.

$$\tilde{\epsilon}_\theta(z_t, c, t) = \epsilon_\theta(z_t, t) + \alpha(\epsilon_\theta(z_t, c, t) - \epsilon_\theta(z_t, t)) \quad (2)$$

The inference process begins with sampling a latent variable $z_T \sim \mathcal{N}(0, 1)$, which is subsequently denoised using $\tilde{\epsilon}_\theta(z_t, c, t)$ to obtain z_{t-1} . The denoising is performed iteratively until obtaining z_0 . Finally, the decoder transforms the latent representation z_0 back into image space: $x_0 \leftarrow \mathcal{D}(z_0)$.

4. Method

Inspired by recent work that fine-tune diffusion models for erasing concepts [6] and controlling the level of concepts [7] (e.g., ages, size of eyes etc), we aim at reducing the bias in the DM by attaching and learning a set of lightweight adapters, each of which represents a category of an

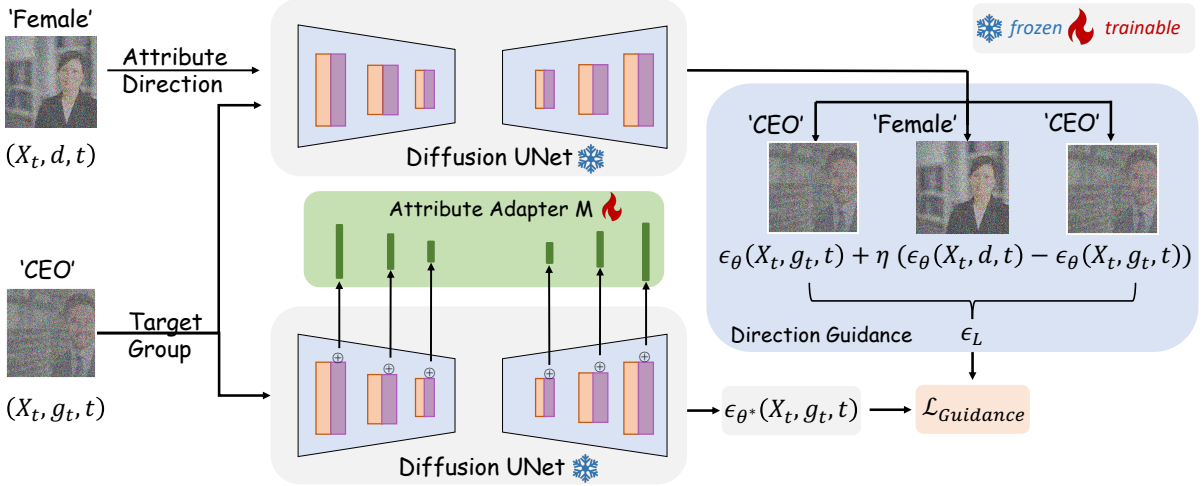


Figure 4. Overview of DebiasDiff’s training pipeline. Attribute-specific adapters (M) are attached to the cross-attention layers in the denoising UNet. Target group and attribution direction are fed into the DM for composing the noise predictions (Eq. 5), which is used as self-discovering attribute direction guidance to optimize the adapters.

attribute (e.g., female of gender), guiding the DM towards an attribute latent direction. Unlike previous work that relies on additional reference datasets and has to finetune the whole DM [30], we instead optimize the attached adapters via noise composition through a self-discovering process (detailed in Section 4.2). This significantly reduces the cost in computation and data. During the inference stage, given a predefined target distribution (e.g., uniform), we introduce a distribution indicator implemented by a gating function to select one corresponding adapter which will be attached to the DM for generating image. In this way, the set of generated images will follow the predefined target distribution, and thus are not biased to some categories of an attribute (if the predefined target distribution is uniform). Our training and inference diagrams are illustrated in Figure 4 and Figure 5. In the following sections, we start elaborating our method in single attribute settings and then extend it to more general ones.

4.1. Attaching Light-weight attribute-specific Adapters

To debias a DM for generating images of a given attribute that contains several categories (e.g., male and female are two categories of gender attribute), we first aim at equip the DM with skills of generating images for each category. To achieve this, we attach a light-weight adapter per category in each layer of the DM inspired by parameter-efficient fine-tuning (PEFT) instead of finetuning the whole model to achieve a good trade-off between performance and computational cost. In this work, we use the 1-dim adapter [14] and only add the adapter to each cross-attention layers of the denoising U-Net, as shown in Figure 4 as we find that attaching adapters to all layers does not help and will also

increase the computational cost.

Specifically, for the i -th cross-attention layer parameterized by $W_i \in \mathbb{R}^{m \times n}$ in the denoising U-Net, we attach an adapter to the layer to guide the attribute towards a certain category. The adapter consists of two 1-dim vectors: $p \in \mathbb{R}^m$ and $q \in \mathbb{R}^n$. The forward process of the i -th cross-attention layer would be updated from $y_i = W_i x_i$ to $y_i = W_i x_i + (q_i^T x_i) \cdot p_i$. $x_i \in \mathbb{R}^n$ and $y_i \in \mathbb{R}^m$ represent the input and output of the layer, and superscript T indicates transposition. Thus, adapters in all (r) cross-attention layers for an attribute category d are:

$$M_d = Q^T P, \quad (3)$$

where $Q = [q_1, q_2, \dots, q_r]$, $P = [p_1, p_2, \dots, p_r]$. Each column vector in Q and P , we pad 0 to their end if their dimensions are not the same.

4.2. Optimizing Adapters via self-discovering process

One straightforward way to optimize the attached adapters is to collect a unbiased reference dataset as in prior work [30]. However, it is expensive to collect such dataset and the quality of the dataset would also limit the performance. To this end, we propose to train the adapters in a self-discovering manner.

Given a target group g_t (for example, ‘CEO’) and model θ , we want to optimize the adapters such that the model attached with the adapters generate image X towards certain attribute category d (for example, ‘male’ or ‘female’) when conditioned on g_t :

$$P_{\theta^*}(X|g_t) \leftarrow P_{\theta}(X|g_t) (P_{\theta}(d|X))^{\eta}, \quad (4)$$

where $P_{\theta}(X|g_t)$ represents the distribution generated by the original model when conditioned on g_t , and θ^* represents

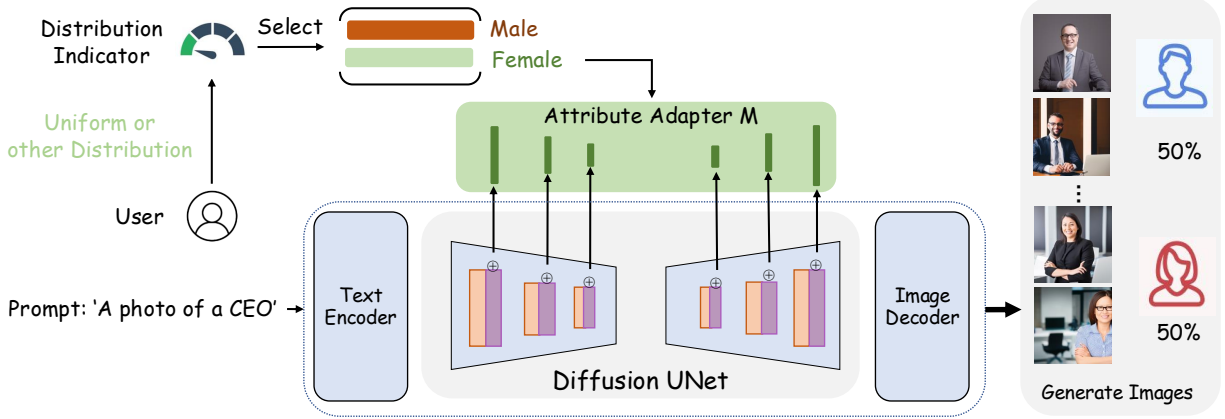


Figure 5. Overview of DebiasDiff’s inference pipeline. The distribution indicator is generated according to the prescribed distribution. Then, it is multiplied by the set of attribute adapters matrices to select attribute matrix adapter. The selected adapter is integrated to the DM with no overhead, guiding the generation towards the prescribed distribution.

the new model equipped with the adapters of d . Note that g_t can be set to an empty string “” so that the model will be debiased for all possible groups.

Applying the Bayes Formula, $P(d|X) = \frac{P(X|d)P(d)}{P(X)}$ to Eq. 4, taking logarithm on both sides, we are able to derive that the gradient of the log probability $\nabla \log P_{\theta^*}(X|g_t)$ would be proportional to:

$$\nabla \log P_{\theta}(X|g_t) + \eta (\nabla \log P_{\theta}(X|d) - \nabla \log P_{\theta}(X|g_t)) \quad (5)$$

Based on Tweedie’s formula [4] and the reparametrization trick of Classifier-free guidance [9], we introduce a time-varying noising process and represent each score (gradient of log probability) as a denoising prediction $\epsilon(X_t, c_t, t)$, which leads to our learning objective for adapters of category d of an attribute.

$$\epsilon_{\theta^*}(X_t, g_t, t) \leftarrow \epsilon_{\theta}(X_t, g_t, t) + \eta (\epsilon_{\theta}(X_t, d, t) - \epsilon_{\theta}(X_t, g_t, t)) \quad (6)$$

Therefore, the guidance loss for optimizing adapters of category d can be defined as follows:

$$\mathcal{L}_{\text{Guidance}} = \mathbb{E}_{x_t, t} \left[\|\epsilon_{\theta^*}(X_t, g_t, t) - \epsilon_L\|^2 \right], \quad (7)$$

$$\epsilon_L = \epsilon_{\theta}(X_t, g_t, t) + \eta (\epsilon_{\theta}(X_t, d, t) - \epsilon_{\theta}(X_t, g_t, t))$$

where the goal is to align the noise $\epsilon_{\theta^*}(X_t, g_t, t)$ of the θ^* (DM with adapters of category d) and the noise composition ϵ_L of group g_t and category d from the frozen DM θ . And hence, our adapters optimization does not require any additional data.

4.3. Inference with distribution indicator.

After the optimization, we obtain a set of adapters $\mathcal{M} = \{M_1, M_2, \dots, M_t\}$ for t categories of a given attribute.

For instance, $t = 2$ for gender bias and $t = 4$ for racial bias in our case. As shown in Figure 5, at the inference stage, we introduce a distribution indicator \mathbf{h} . Given a prescribed distribution f_{θ}^a (e.g., uniform distribution), we define its Probabilistic Mass Function (PMF) as follows:

$$P(X = x) = f_{\theta}^a(x) = \begin{cases} \frac{1}{t} & \text{for } x \in \{1, 2, \dots, t\}, \\ 0 & \text{otherwise,} \end{cases} \quad (8)$$

where t is the number of possible categories for each attribute, and $\{1, 2, \dots, t\}$ represents the set of all possible values for the random variable X . The parameter θ controls the shape of the prescribed distribution, and in the case of the uniform distribution, θ implies that all outcomes in the set have equal probability, i.e., $\frac{1}{t}$.

Then, we randomly sample an index k from the prescribed distribution f_{θ}^a . The distribution indicator $\mathbf{h} \in \mathbb{R}^t$ is formulated to reflect the chosen index k as follows:

$$\mathbf{h}_i := \begin{cases} 1 & \text{if } i = k, \\ 0 & \text{if } i \neq k, \end{cases} \quad (9)$$

where $i \in \{1, 2, \dots, t\}$, and k is the sampled index based on the distribution f_{θ}^a . The indicator \mathbf{h} is a one-hot vector, where the k -th element is 1, indicating the sampled outcome, and all other elements are 0. After obtaining the distribution indicator, it is multiplied by the set of trained attribute matrix adapters. Subsequently, the final weight change $\Delta \mathbf{W}$ is given by:

$$\Delta \mathbf{W} = \mathbf{h} \cdot \mathcal{M}. \quad (10)$$

And the model is updated as $\mathbf{W} \leftarrow \mathbf{W} + \alpha \Delta \mathbf{W}$, where α is a scaling factor controlling the strength of the guidance.




Figure 6. Images generated from the original SD (left) and Ours (right) for gender debias with prompt ‘A photo of a work’. Gendert ratio: Male : Female = 13 : 2 \rightarrow 8 : 7

4.4. Debiasing Multiple Attributes (intersectional debiasing)

Our method can be inherently extended to debiasing multiple attributes in diffusion models (DM). Specifically, in the case of multiple attribute debiasing, the adapter for each attribute should not interfere with the others. Otherwise, the most recently trained adapter could degrade the performance of previously learned adapters. For each attribute to be debiased, we denote a set of adapter parameters as $\{P_t, Q_t\}$. We have $P_t = [p_t^1, p_t^2, \dots, p_t^r]$, $Q_t = [q_t^1, q_t^2, \dots, q_t^r]$.

To avoid interference between attribute adapters, we extend Eq. 7 by introducing an orthogonal regularization loss that regularizes the vector subspace spanned by each P_t and Q_t to be orthogonal to each other:

$$\mathcal{L}_{\text{orth}} = \sum_{i=1}^{t-1} (P_i \times P_t + Q_i \times Q_t). \quad (11)$$

$$\mathcal{L} = \mathcal{L}_{\text{Guidance}} + \gamma \mathcal{L}_{\text{orth}}. \quad (12)$$

5. Experiment

In this section, we first describe the experimental details and evaluation metrics, then present a quantitative and qualitative analysis of our method. Please refer to Appendix 9 for more results.

5.1. Experimental Details

Implementation details. We use Stable Diffusion v2.1 for all methods. We employ the prompt template “a photo of the face of a {occupation}, a person”. At inference time, for each bias, we generate 100 images per occupation across 100 occupations, resulting in a total of 10,000 images. We set $\eta = \alpha = 1$, and train for 1000 iterations with a learning rate of 1e-5. For gender bias, we use the CelebA [12] dataset to train a binary classifier with two categories: {male, female}. For racial bias, we use the Fair-Face [10] dataset to train a classifier with the following four

categories: **WMELH**={White, Middle Eastern, Latino Hispanic}, **Asian**={East Asian, Southeast Asian}, Black, and **Indian**. Please refer to supplementary for more details.

Compared methods. In this work, we compare our method with recent state-of-the-art (SOTA) methods, including a retraining-based method, **Finetuning for Fairness (F4Fair)** [30], a training-free approach, **H-Distribution Guidance (H Guidance)** [18], a closed-form editing approach, **Unified Concept Editing (UCE)** [8] and an h-space manipulation approach, **Interpretable Diffusion** [11]. Please refer to Appendix 8 for more detailed introduction of these methods.

5.2. Evaluation Metrics

We evaluate all methods in three metrics:

Fairness Discrepancy (FD). Following prior work[18], we adopt the Fairness Discrepancy (FD) metric. For an attribute a and target distribution p_θ^a , we use a high-accuracy classifier \mathcal{C}_a to compute the fairness performance: $\|p_\theta^a - \mathbb{E}_{\mathbf{x} \sim p_\theta(\mathbf{x})}(\mathbf{y})\|_2$ where \mathbf{y} is the softmax output of $\mathcal{C}_a(\mathbf{x})$. The target distribution p_θ^a can be any user-defined vector, typically uniform. A lower FD score indicates a closer match to the target distribution.

CLIP_{sim}. Besides fairness, the debiased model should maintain the ability to generate images that are semantically close to their text prompts. Therefore, following [30], we report the CLIP similarity score CLIP_{sim} between the generated image and its prompt.

BRISQUE. The generated image quality is also important as the debiasing process should not influence the image generation ability. We use the BRISQUE metric for evaluate the quality of the generated images as in the prior work [18].

5.3. Results

Comparisons in gender debiasing. Table 1 demonstrates that our method outperforms others in mitigating gender bias over two predefined distributions: $f_\theta^1 = (0.5, 0.5)$, representing equal likelihood of male and female, and $f_\theta^2 =$



Figure 7. Images generated from original SD (left) and Ours (right) for race debias with prompt ‘A photo of a sportsman’. Racial group distribution: **WMELH** : **Asian** : Black:Indian = 7:2:5:1 \rightarrow 4:4:4:3

Table 1. Comparisons of our method to the SOTA methods in gender bias over two predefined distributions: $f_{\theta}^1 = (0.5, 0.5)$ and $f_{\theta}^2 = (0.2, 0.8)$, representing the probability of male and female respectively.

| Method | FD \downarrow | | CLIP _{sim} \uparrow | | BRISQUE \uparrow | |
|-------------|-----------------|----------------|--------------------------------|----------------|--------------------|----------------|
| | f_{θ}^1 | f_{θ}^2 | f_{θ}^1 | f_{θ}^2 | f_{θ}^1 | f_{θ}^2 |
| Original SD | 0.424 | 0.847 | 0.38 | 0.38 | 38.65 | 38.69 |
| F4Fair | 0.165 | 0.387 | 0.36 | 0.35 | 38.21 | 37.64 |
| H Guidance | 0.118 | 0.398 | 0.31 | 0.32 | 38.54 | 38.65 |
| UCE | 0.284 | 0.536 | 0.36 | 0.29 | 37.12 | 36.54 |
| InterDiff | 0.177 | 0.386 | 0.35 | 0.34 | 38.32 | 38.04 |
| Ours | 0.003 | 0.005 | 0.38 | 0.38 | 38.46 | 38.72 |

(0.2, 0.8), where male and female have a 20% and 80% probability, respectively. Original SD model exhibits high FD scores (0.424 at f_{θ}^1 and 0.847 at f_{θ}^2), indicating significant bias towards one gender. While previous methods like F4Fair, H Guidance, and UCE reduce bias to some extent, our method achieves the most reduction, with FD scores of 0.003 at f_{θ}^1 and 0.005 at f_{θ}^2 . Additionally, our method preserves semantic similarity (CLIP_{sim} of 0.38) and image quality (BRISQUE scores of 38.46 and 38.72), matching or slightly surpassing the Original SD model. The qualitative results in Figure 6 further demonstrate that our approach effectively mitigates gender bias without compromising image quality or semantic coherence.

Comparisons in racial debiasing. Table 2 compares methods over two distributions: $f_{\theta}^1 = (0.25, 0.25, 0.25, 0.25)$, representing equal probabilities for **WMELH**, **Asian**, **Black**, and **Indian**, and $f_{\theta}^2 = (0.4, 0.3, 0.2, 0.1)$, with higher probabilities for **WMELH** and **Asian**, and lower probabilities for **Black** and **Indian**. Original SD model shows significant racial bias, with FD scores of 0.384 for f_{θ}^1 and 0.497 for f_{θ}^2 , indicating poor calibration to either distribution.

Debiasing methods such as F4Fair, H Guidance, and UCE reduce this bias, with H Guidance achieving relatively

Table 2. Comparisons of our method to the SOTA methods in racial bias over two distributions: $f_{\theta}^1 = (0.25, 0.25, 0.25, 0.25)$ and $f_{\theta}^2 = (0.4, 0.3, 0.2, 0.1)$, representing probability of **WMELH**, **Asian**, **Black**, and **Indian** respectively.

| Method | FD \downarrow | | CLIP _{sim} \uparrow | | BRISQUE \uparrow | |
|-------------|-----------------|----------------|--------------------------------|----------------|--------------------|----------------|
| | f_{θ}^1 | f_{θ}^2 | f_{θ}^1 | f_{θ}^2 | f_{θ}^1 | f_{θ}^2 |
| Original SD | 0.384 | 0.497 | 0.46 | 0.41 | 38.94 | 38.65 |
| F4Fair | 0.220 | 0.305 | 0.43 | 0.40 | 38.80 | 38.45 |
| H Guidance | 0.150 | 0.285 | 0.41 | 0.37 | 38.65 | 38.60 |
| UCE | 0.290 | 0.460 | 0.45 | 0.39 | 37.90 | 37.80 |
| InterDiff | 0.150 | 0.391 | 0.40 | 0.38 | 37.64 | 37.82 |
| Ours | 0.095 | 0.150 | 0.46 | 0.41 | 38.96 | 38.66 |

lower FD scores. However, our method performs the best, reducing bias to 0.095 for f_{θ}^1 and 0.150 for f_{θ}^2 . In terms of semantic similarity, the Original SD model sets a strong baseline (0.46 for f_{θ}^1 and 0.41 for f_{θ}^2), and our method maintains this high alignment, ensuring that debiasing does not impair semantic accuracy. Regarding image quality, our approach slightly improves upon the Original SD model, achieving the highest scores (39.10 for f_{θ}^1 and 38.90 for f_{θ}^2). Again, the qualitative results in Figure 7 further verify that our method outperforms others in reducing racial bias while preserving both semantic similarity and image quality.

Comparisons in intersectional debiasing We also consider a more complex challenge of intersectional debiasing, i.e., jointly debiasing both gender and racial biases. The target distribution f_{θ} is set to be uniform for both gender and racial bias. Table 4 shows that Original SD model exhibits significant bias with an FD score of 0.214. While F4Fair and H Guidance reduce this bias to 0.145 and 0.130, respectively, our method achieves a much lower FD score of 0.047, reflecting a substantial improvement in fairness.

For semantic similarity, the Original SD scores 0.35, and F4Fair slightly improves it to 0.36. Our method matches this performance, maintaining semantic coherence while reducing bias. Regarding image quality, the Original SD has a

Table 3. Transferability of proposed method across different DMs

| Train | Test | Gender | | | Racial | | |
|-------|------|--------------|-----------------------|--------------|--------------|-----------------------|--------------|
| | | FD ↓ | CLIP _{sim} ↑ | BRISQUE ↑ | FD ↓ | CLIP _{sim} ↑ | BRISQUE ↑ |
| v2.1 | v1.4 | 0.006 | 0.37 | 38.40 | 0.097 | 0.45 | 38.90 |
| v2.1 | v1.5 | 0.006 | 0.37 | 38.42 | 0.096 | 0.45 | 38.92 |
| v2.1 | v2.0 | 0.008 | 0.38 | 38.45 | 0.095 | 0.46 | 38.95 |
| v2.1 | v2.1 | 0.003 | 0.38 | 38.46 | 0.095 | 0.46 | 38.96 |

Table 4. Evaluation of mitigating intersectional bias.

| Method | FD ↓ | CLIP _{sim} ↑ | BRISQUE ↑ |
|-------------|--------------|-----------------------|--------------|
| Original SD | 0.214 | 0.35 | 39.24 |
| F4Fair | 0.145 | 0.36 | 38.90 |
| H Guidance | 0.130 | 0.33 | 38.75 |
| UCE | 0.180 | 0.34 | 38.60 |
| InterDiff | 0.158 | 0.35 | 38.67 |
| Ours | 0.047 | 0.36 | 39.50 |

BRISQUE score of 39.24, while our method improves it to 39.50, indicating enhanced perceptual quality. These results demonstrate that our method excels at jointly debiasing both gender and racial biases, significantly reducing bias without sacrificing semantic accuracy or image quality. This highlights its robustness and practicality in real-world settings where multiple biases are present.

Transferability across different DMs. We further evaluate the transferability of our method by training it with Stable Diffusion v2.1 and testing it over other versions, and results are reported in Table 3. From the table we can see that the performance of in all metrics are close to the optimal results achieved when training and testing are performed using the same model version (v2.1). While there is a slight increase in FD when tested on v1.4, v1.5, and v2.0, the differences are minor, indicating that our method can effectively generalize across different model versions. This robustness highlights the method’s capability to transfer learned features across varying model conditions, underscoring its practical value for real-world applications.

5.4. Ablation Study

Attaching adapters in U-Net. The results in Table 5 illustrate the impact of attaching adapters to different layers of the U-Net in the DM. When adapters are attached to all layers, the fairness score (FD) is 0.165, with a CLIP similarity score of 0.33 and a BRISQUE score of 35.00. The best results are obtained when adapters are attached only to the CA layers. This configuration significantly reduces the FD score to 0.047, increases semantic similarity (CLIP_{sim} = 0.36), and enhances image quality with a BRISQUE score of 39.50. These highlights that focusing the adapters on the

cross-attention layers leads to the most substantial improvements in both fairness and image quality.

Table 5. Ablation of layers that are attached adapters.

| Location | FD ↓ | CLIP _{sim} ↑ | BRISQUE ↑ |
|---------------|--------------|-----------------------|--------------|
| All layers | 0.165 | 0.33 | 35.00 |
| Non-CA layers | 0.158 | 0.34 | 37.00 |
| CA layers | 0.047 | 0.36 | 39.50 |

Impact of orthogonal regularization (OR). Table 6 demonstrates the impact of orthogonal regularization (OR). Without OR, the FD score is 0.143, semantic similarity (CLIP_{sim}) drops to 0.29, and image quality (BRISQUE) is 37.92. When OR is applied, performance improves significantly across all metrics, with a much lower FD score of 0.047, higher semantic similarity of 0.36, and improved image quality (BRISQUE = 39.50). This highlights the effectiveness of orthogonal regularization in reducing bias and improving overall performance.

Table 6. Orthogonal Ablation

| Location | FD ↓ | CLIP _{sim} ↑ | BRISQUE ↑ |
|-------------|--------------|-----------------------|--------------|
| Ours w/o OR | 0.143 | 0.29 | 37.92 |
| Ours w\ OR | 0.047 | 0.36 | 39.50 |

6. Conclusion

In this paper, we propose DeBiasDiff, a plug-and-play method that learns attribute latent directions in a self-discovering manner, thus mitigates the reliance on collecting additional reference datasets. Our method can not only jointly debias multiple attributes in DMs, but also enables the generated images to follow a prescribed attribute distribution. It is lightweight and can be integrated with other DMs without re-training. Extensive experiments on debiasing gender, racial, and their intersectional biases show that our method outperforms previous SOTA by a large margin. We believe that our work marks a critical advancement in addressing harmful societal stereotypes within diffusion models, and it contributes to the ethical real-world applications of text-to-image diffusion models.

References

- [1] Federico Bianchi, Pratyusha Kalluri, Esin Durmus, Faisal Ladhak, Myra Cheng, Debora Nozza, Tatsunori Hashimoto, Dan Jurafsky, James Zou, and Aylin Caliskan. Easily accessible text-to-image generation amplifies demographic stereotypes at large scale. In *Proceedings of the 2023 ACM Conference on Fairness, Accountability, and Transparency*, pages 1493–1504, Chicago, Illinois, USA, 2023. ACM. 2
- [2] Jaemin Cho, Abhay Zala, and Mohit Bansal. Dall-eval: Probing the reasoning skills and social biases of text-to-image generative transformers. In *Proceedings of the International Conference on Computer Vision (ICCV)*, Paris, France, 2023. IEEE. 2
- [3] Kristy Choi, Aditya Grover, Trisha Singh, Rui Shu, and Stefano Ermon. Fair generative modeling via weak supervision. In *International Conference on Machine Learning*, pages 1887–1898. PMLR, 2020. 3
- [4] Bradley Efron. Tweedie’s formula and selection bias, 2011. 5
- [5] Mureji Fatunde and Crystal Tse. Digital media company stability ai raises funds at \$1 billion value. <https://www.bloomberg.com/news/articles/2022-10-17/digital-media-firm-stability-ai-raises-funds-at-1-billion-value>, 2022. 1
- [6] Rohit Gandikota, Joanna Materzynska, Jaden Fiotto-Kaufman, and David Bau. Erasing concepts from diffusion models, 2023. 3
- [7] Rohit Gandikota, Joanna Materzynska, Tingrui Zhou, Antonio Torralba, and David Bau. Concept sliders: Lora adaptors for precise control in diffusion models, 2023. 3
- [8] Rohit Gandikota, Hadas Orgad, Yonatan Belinkov, Joanna Materzynska, and David Bau. Unified concept editing in diffusion models. *arXiv preprint arXiv:2308.14761*, 2023. 2, 3, 6, 1
- [9] Jonathan Ho and Tim Salimans. Classifier-free diffusion guidance, 2022. 3, 5
- [10] Jungseock Joo. Fairface attribute model. <https://github.com/joojs/fairface>, 2021. 6, 1
- [11] Hang Li, Chengzhi Shen, Philip Torr, Volker Tresp, and Jindong Gu. Self-discovering interpretable diffusion latent directions for responsible text-to-image generation, 2024. 3, 6, 1
- [12] Ziwei Liu, Ping Luo, Xiaogang Wang, and Xiaoou Tang. Deep learning face attributes in the wild. In *Proceedings of the IEEE International Conference on Computer Vision (ICCV)*, pages 3730–3738, Santiago, Chile, 2015. IEEE. 6, 1
- [13] Alexandra Sasha Luccioni, Christopher Akiki, Margaret Mitchell, and Yacine Jernite. Stable bias: Analyzing societal representations in diffusion models. *arXiv preprint arXiv:2303.11408*, 2023. 1, 3
- [14] Mengyao Lyu, Yuhong Yang, Haiwen Hong, Hui Chen, Xuan Jin, Yuan He, Hui Xue, Jungong Han, and Guiguang Ding. One-dimensional adapter to rule them all: Concepts, diffusion models and erasing applications, 2024. 4
- [15] Ellis Monk. The monk skin tone scale, 2023. 2
- [16] Junhyun Nam, Sangwoo Mo, Jaeho Lee, and Jinwoo Shin. Breaking the spurious causality of conditional generation via fairness intervention with corrective sampling. *Transactions on Machine Learning Research*, 2023. 3
- [17] Hadas Orgad, Bahjat Kawar, and Yonatan Belinkov. Editing implicit assumptions in text-to-image diffusion models. 2023. 2, 3
- [18] Rishubh Parihar, Abhijnya Bhat, Abhipsa Basu, Saswat Mallick, Jogendra Nath Kundu, and R. Venkatesh Babu. Balancing act: Distribution-guided debiasing in diffusion models, 2024. 2, 3, 6, 1
- [19] Alec Radford, Jong Wook Kim, Chris Hallacy, Aditya Ramesh, Gabriel Goh, Sandhini Agarwal, Girish Sastry, Amanda Askell, Pamela Mishkin, Jack Clark, et al. Learning transferable visual models from natural language supervision. In *International Conference on Machine Learning*, pages 8748–8763. PMLR, 2021. 2
- [20] Aditya Ramesh, Prafulla Dhariwal, Alex Nichol, Casey Chu, and Mark Chen. Hierarchical text-conditional image generation with clip latents. *arXiv preprint arXiv:2204.06125*, 1(2):3, 2022. 1
- [21] Robin Rombach. Stable diffusion v1-3 model card, 2022. 2
- [22] Robin Rombach. Stable diffusion v1-4 model card, 2022. 2
- [23] Robin Rombach. Stable diffusion v1-5 model card, 2022. 2
- [24] Robin Rombach. Stable diffusion v2-0 model card, 2022. 2
- [25] Robin Rombach. Stable diffusion v2-1 model card, 2022. 2
- [26] Robin Rombach, Andreas Blattmann, Dominik Lorenz, Patrick Esser, and Björn Ommer. High-resolution image synthesis with latent diffusion models. In *Proceedings of the IEEE/CVF Conference on Computer Vision and Pattern Recognition (CVPR)*, pages 10684–10695, New Orleans, LA, 2022. IEEE. 1, 3
- [27] Chitwan Saharia, William Chan, Saurabh Saxena, Lala Li, Jay Whang, Emily Denton, Seyed Kamyar Seyed Ghasemipour, Burcu Karagol Ayan, S Sara Mahdavi, Rapha Gontijo Lopes, et al. Photorealistic text-to-image diffusion models with deep language

- understanding. *arXiv preprint arXiv:2205.11487*, 2022. 1
- [28] Prasanna Sattigeri, Samuel C Hoffman, Vijil Chenthamarakshan, and Kush R Varshney. Fairness gan: Generating datasets with fairness properties using a generative adversarial network. *IBM Journal of Research and Development*, 63(4/5):3–1, 2019. 3
- [29] Preethi Seshadri, Sameer Singh, and Yanai Elazar. The bias amplification paradox in text-to-image generation. *arXiv preprint arXiv:2308.00755*, 2023. 2
- [30] Xudong Shen, Chao Du, Tianyu Pang, Min Lin, Yongkang Wong, and Mohan Kankanhalli. Finetuning text-to-image diffusion models for fairness, 2024. 2, 3, 4, 6, 1
- [31] Christopher TH Teo, Milad Abdollahzadeh, and Ngai-Man Cheung. Fair generative models via transfer learning. In *Proceedings of the AAAI Conference on Artificial Intelligence*, pages 2429–2437, 2023. 3
- [32] Soobin Um and Changho Suh. A fair generative model using lecam divergence. In *Proceedings of the AAAI Conference on Artificial Intelligence*, pages 10034–10042, 2023.
- [33] Boris van Breugel, Trent Kyono, Jeroen Berrevoets, and Mihaela van der Schaar. Decaf: Generating fair synthetic data using causally-aware generative networks. *Advances in Neural Information Processing Systems*, 34:22221–22233, 2021. 3
- [34] Zihao Wang, Lin Gui, Jeffrey Negrea, and Victor Veitch. Concept algebra for score-based conditional model. In *ICML 2023 Workshop on Structured Probabilistic Inference & Generative Modeling*, Honolulu, HI, 2023. PMLR. 3
- [35] Depeng Xu, Shuhan Yuan, Lu Zhang, and Xintao Wu. Fairgan: Fairness-aware generative adversarial networks. In *2018 IEEE International Conference on Big Data (Big Data)*, pages 570–575. IEEE, 2018. 3
- [36] Ning Yu, Ke Li, Peng Zhou, Jitendra Malik, Larry Davis, and Mario Fritz. Inclusive gan: Improving data and minority coverage in generative models. In *Computer Vision—ECCV 2020: 16th European Conference, Glasgow, UK, August 23–28, 2020, Proceedings, Part XXII 16*, pages 377–393. Springer, 2020. 3

DebiasDiff: Debiasing Text-to-image Diffusion Models with Self-discovering Latent Attribute Directions

Supplementary Material

7. Implementation Details

We use Stable Diffusion v2.1 for all methods. We employ the prompt template “a photo of the face of a {occupation}, a person”. At inference time, for each bias, we generate 100 images per occupation across 100 occupations, resulting in a total of 10,000 images. We set $\eta = \alpha = 1$, and train for 1000 iterations with a learning rate of $1e-5$. For gender bias, we use the CelebA [12] dataset to train a binary classifier with two categories: {male, female}. For racial bias, we use the FairFace [10] dataset to train a classifier with the following four categories: **WMELH**= {White, Middle Eastern, Latino Hispanic}, **Asian**= {East Asian, Southeast Asian}, Black, and **Indian**. Please refer to supplementary for more details. We also conduct experiments with other versions of Stable Diffusion.

8. Compared Methods

Finetuning for Fairness (F4Fair) [30] is a training-free approach with two main technical innovations: (1) a distributional alignment loss that aligns specific attributes of generated images to a user-defined target distribution, and (2) adjusted direct finetuning (adjusted DFT) of the diffusion model’s sampling process, which uses an adjusted gradient to directly optimize losses on generated images.

H-Distribution Guidance (H Guidance) [18] is another training-free approach. It introduces *Distribution Guidance*, which ensures that generated images follow a prescribed attribute distribution. This is achieved by leveraging the latent features of the denoising UNet, which contain rich demographic semantics, to guide debiased generation. They also train an *Attribute Distribution Predictor* (ADP), a small MLP that maps latent features to attribute distributions. ADP is trained using pseudo labels generated by existing attribute classifiers, allowing fairer generation with the proposed Distribution Guidance.

Unified Concept Editing (UCE) [8] is a closed-form parameter-editing method that enables the application of numerous editorial modifications within a single text-to-image synthesis model, while maintaining the model’s generative quality for unedited concepts.

Interpretable Diffusion [11] is a self-supervised approach to find interpretable latent directions for a given concept. With the discovered vectors, it further propose a simple approach to mitigate inappropriate generation.

9. More Visualization Results

We provide more visualization results about gender debiasing and racial debiasing. The qualitative results in Figure 8 9 10 further demonstrate that our method (DebiasDiff) effectively mitigates gender bias without compromising image quality or semantic coherence.

The qualitative results in Figure 11 12 further verify that our method outperforms others in reducing racial bias while preserving both semantic similarity and image quality.



Figure 8. Images generated from the original SD (left) and Ours (right) for gender debias with prompt 'A photo of a ceo'. Gendet ratio: Male : Female = 13 : 2 \rightarrow 7 : 8




Figure 9. Images generated from the original SD (left) and Ours (right) for gender debias with prompt 'A photo of a doctor'. Gendet ratio: Male : Female = 12 : 3 \rightarrow 8 : 7




Figure 10. Images generated from the original SD (left) and Ours (right) for gender debias with prompt 'A photo of a nurse'. Gendet ratio: Male : Female = 3 : 12 \rightarrow 7 : 8




Figure 11. Images generated from the original SD (left) and Ours (right) for race debias with prompt 'A photo of a banker'. Racial group distribution: WMELH : Asian : Black:Indian = 10:2:1:1 → 4:4:4:3




Figure 12. Images generated from the original SD (left) and Ours (right) for race debias with prompt 'A photo of a professor'. Racial group distribution: WMELH : Asian : Black:Indian = 8:1:5:1 → 4:4:4:3