

Elastic Neutrino-electron Scattering at the One-loop Level in the Standard Model

Jihong Huang *, Shun Zhou †

Institute of High Energy Physics, Chinese Academy of Sciences, Beijing 100049, China
School of Physical Sciences, University of Chinese Academy of Sciences, Beijing 100049, China

Abstract

In this paper, we perform an independent and complete calculation of the differential cross section for elastic neutrino-electron scattering at the one-loop level in the Standard Model (SM), by using up-to-date values of relevant input parameters in the on-shell renormalization scheme. A careful comparison with the calculation done by Sarantakos, Sirlin and Marciano more than forty years ago in the same scheme is carried out, and an excellent agreement is found if the same values of input parameters are taken. Then we apply our results to compute the event rates for the detection of reactor antineutrinos in both JUNO and TAO experiments, which are now under construction and will soon be in operation. Our results are also applicable to incident neutrinos and antineutrinos in a broad range of energies, such as supernova neutrinos and accelerator neutrinos. It should be emphasized that one-loop radiative corrections in the SM must be taken into account in the first place when searching for possible new-physics effects in the coming era of precision neutrino physics.

arXiv:2412.17047v1 [hep-ph] 22 Dec 2024

*E-mail: huangjh@ihep.ac.cn

†E-mail: zhoush@ihep.ac.cn (corresponding author)

1 Introduction

Neutrino oscillation experiments have provided us with robust evidence that neutrinos are massive and leptonic flavor mixing is significant [1, 2]. The origin of nonzero neutrino masses and leptonic flavor mixing definitely calls for new physics beyond the Standard Model (SM). The primary goals of next-generation neutrino oscillation experiments are to pin down the neutrino mass ordering and to discover CP violation in the leptonic sector. Furthermore, aiming to achieve these challenging measurements, future neutrino experiments will also be powerful enough to precisely measure the oscillation parameters and hopefully probe the effects of new physics that may be related to neutrino mass generation.

It is obvious that a better understanding of neutrino interactions with particles in ordinary matter is beneficial for the detection of neutrinos in future experiments. Among those interactions, the elastic neutrino-electron scattering plays a special role. First, such a scattering is not suffering from any uncertainties in low-energy strong interactions, in contrast with the neutrino scattering off nucleons and nuclei. The cross sections of elastic ν - e scattering at the leading order (LO) and the next-to-leading order (NLO) depend solely on the electroweak (EW) part of the SM [3–5]. This salient feature allows us to improve theoretical calculations with high precision. Second, there is essentially no energy threshold for elastic ν - e scattering to take place, so this interaction channel is particularly useful for detecting low-energy neutrinos and antineutrinos of all three flavors. In reality, however, the observation of recoiled electrons in the final states will be limited by the threshold of visible energies and relevant backgrounds in the detectors.

The cross section of elastic ν - e scattering at the LO was first computed by 't Hooft in the EW theory in Ref. [6], whereas the earliest discussion on possible radiative corrections could be dated even back to 1964 in the paper by Lee and Sirlin [7]. After the EW theory was proved to be renormalizable in the early 1970s [8–14], several groups of authors studied one-loop radiative corrections to the ν - e scattering with emphases in various aspects (see, e.g., Refs. [15–24] and reviews [25–27]). These corrections are very important in the sense of testing the SM and also providing accurate theoretical predictions for neutrino oscillation experiments, such as the event rates of solar neutrinos in water-Cherenkov detectors [28].

Unfortunately, if looking into previous calculations in the literature, one will immediately run into a big trouble in comparing those results, which have been obtained with different choices of renormalization schemes, input parameters and practical approximations. Such an embarrassing situation strongly motivates us to perform an independent and complete calculation of the cross section of the elastic ν - e scattering at the NLO in the SM by taking account of the latest values of relevant input parameters. Two comments on the comparison between our calculation and those in the literature are in order. First, we adopt the on-shell scheme [15–20] to determine the counterterms, which are introduced as usual to cancel out the ultraviolet (UV) divergences. The input parameters in our calculation include the fine-structure constant α in the Thomson limit, the on-shell masses $\{m_W, m_Z, m_h, m_f\}$ of weak gauge bosons W^\pm and Z , the Higgs boson h and the SM fermions f . The advantage of such a particular choice is that all these parameters can be extracted directly from experimental measurements. On this point, the calculation in the on-shell scheme done by Sarantakos, Sirlin and Marciano more than forty years ago in Ref. [17]

should be compared with ours. After converting the Fermi constant G_μ , which was implemented in Ref. [17] instead of m_W and extracted from the precise measurement of the muon lifetime, into our input parameters, we have found an excellent agreement. Second, the most recent calculation in the $\overline{\text{MS}}$ scheme in the low-energy effective theory of the SM has been accomplished by Tomalak and Hill in Ref. [29]. Although a detailed comparison between our results and theirs is quite nontrivial due to different theoretical frameworks, one interesting observation from comparing LO and NLO cross sections can be made. In the framework of low-energy effective theory, the NLO cross section is in general smaller than the LO one. This can be understood by noticing that only the electromagnetic corrections arise in the effective theory, which turn out to be negative, while the one-loop weak corrections have been incorporated into the Wilson coefficients of dimension-six operators. In our calculation, the NLO cross section is larger than the LO one. However, the full NLO cross sections in both theoretical frameworks are essentially compatible with each other, as they should be. Such an observation leads us to the conclusion whether the one-loop corrections are positive or negative should be stated together with the theoretical framework of calculations. Finally, we apply our results to compute the event rates of the elastic ν - e scattering in the next-generation reactor neutrino experiment JUNO [30] and its near detector TAO [31]. Both JUNO and TAO experiments will be taking data in the coming year.

The remaining part of this paper is organized as follows. In Sec. 2, we specify the kinematics of elastic ν - e scattering in the laboratory frame and explain our strategy for the one-loop calculations. The one-loop corrections to the scattering amplitude and the analytical results for the differential cross section are presented in Sec. 3. Then, in Sec. 4, we give the numerical results and make a comparison with previous results in the literature. The computation of event rates for the reactor antineutrinos in JUNO and TAO is also done. Finally, we summarize our main results in Sec. 5.

2 Strategy for One-loop Calculations

In this section, we explain our basic strategy for the one-loop calculations of the cross section for the elastic neutrino-electron scattering. For clarity, we take the ν_μ - e scattering as an explicit example, since only the neutral-current (NC) interactions are relevant. However, the generalization of the results to the cases of ν_e and antineutrinos will be discussed as well.

2.1 Kinematics and Cross Sections

For the elastic scattering $\nu_\mu(k_1) + e(p_1) \rightarrow \nu_\mu(k_2) + e(p_2)$ under consideration, we will safely neglect neutrino masses and thus the four-momenta satisfy the on-mass-shell conditions $k_1^2 = k_2^2 = 0$ and $p_1^2 = p_2^2 = m_e^2$. Furthermore, we shall work in the laboratory frame where the initial electron is at rest and the incident neutrino is traveling along the positive direction of z -axis. In this case, the explicit forms of all relevant four-momenta can be written as

$$k_1 = (E_\nu, 0, 0, E_\nu), \quad p_1 = (m_e, 0, 0, 0), \quad k_2 = (E'_\nu, \mathbf{p}'_\nu), \quad p_2 = (E_e, \mathbf{p}_e), \quad (2.1)$$

where we further take $\mathbf{p}_e = (|\mathbf{p}_e| \sin \theta, 0, |\mathbf{p}_e| \cos \theta)$ with θ being the azimuthal angle of the final-state electron. For later convenience, we introduce the parameter $z \equiv T_e/E_\nu$ with $T_e \equiv E_e - m_e$

being the kinematic energy of electron. Therefore, we arrive at the following kinematic relations

$$\begin{aligned} k_1 \cdot p_1 &= k_2 \cdot p_2 = m_e E_\nu , \\ k_1 \cdot p_2 &= k_2 \cdot p_1 = m_e E_\nu (1 - z) = E_\nu (E_e - |\mathbf{p}_e| \cos \theta) , \\ k_1 \cdot k_2 &= p_1 \cdot p_2 - m_e^2 = m_e E_\nu z = -q^2/2 , \end{aligned} \quad (2.2)$$

with $q^2 \equiv (k_1 - k_2)^2 = (p_1 - p_2)^2$ being the square of momentum transfer. As long as the energy of incident neutrinos is not extremely high, e.g., $E_\nu \lesssim \mathcal{O}(\text{PeV})$, the relation $|q^2| \ll m_W^2$ or m_Z^2 is always fulfilled. However, we stress that the approximation $|q^2| \ll m_f^2$ with m_f being the fermion mass is not always valid, especially for the light quarks. For this reason, we shall not make such an approximation in our calculations.

In terms of the weak gauge coupling constant g and the W -boson mass m_W , the tree-level amplitude for the elastic ν_μ - e scattering reads

$$\mathcal{M}_0^{(\mu)} = -\frac{g^2}{4m_W^2} \left[\bar{u}_{\nu_\mu}(k_2) \gamma_\mu P_L u_{\nu_\mu}(k_1) \right] \times \left[\bar{u}_e(p_2) \gamma^\mu (c_V - c_A \gamma_5) u_e(p_1) \right] , \quad (2.3)$$

where $P_L \equiv (1 - \gamma_5)/2$ is the left-handed projection operator, $c_V = -1/2 + 2 \sin^2 \theta_w$ and $c_A = -1/2$ refer respectively to the vector-type and axial-vector-type couplings of electrons. Here θ_w is the weak mixing angle defined by $\sin^2 \theta_w \equiv 1 - m_W^2/m_Z^2$. The approximation $|q^2| \ll m_W^2$ has already been made such that the terms of $\mathcal{O}(q^2/m_W^2)$ have been neglected. To obtain the cross section, we need to square the amplitude, average over the initial-state electron polarizations and sum over the final-state electron polarizations. After integrating over the final-state neutrino momentum, we get the differential cross section with respect to the electron recoil energy T_e (or equivalently z) with the help of Eq. (2.2) as follows

$$\frac{d\sigma_0^{(\mu)}}{dT_e} = \frac{1}{E_\nu} \frac{d\sigma_0^{(\mu)}}{dz} = \frac{g^4 m_e}{64\pi m_W^4} \left[\frac{m_e z}{E_\nu} (c_A^2 - c_V^2) + (1 - z)^2 (c_A - c_V)^2 + (c_A + c_V)^2 \right] . \quad (2.4)$$

On the other hand, the recoil energy of the final-state electron T_e can be expressed in terms of the azimuthal angle θ as

$$T_e = \frac{2m_e E_\nu^2 \cos^2 \theta}{(m_e + E_\nu)^2 - E_\nu^2 \cos^2 \theta} . \quad (2.5)$$

Through the kinetic relation in Eq. (2.5), we can also convert the LO and NLO differential cross sections with respect to T_e into those to $\cos \theta$, i.e.,

$$\frac{d\sigma}{d\cos \theta} = \frac{d\sigma}{dz} \times \frac{|\mathbf{p}_e|^2}{|\mathbf{p}_e| (E_\nu + m_e) - E_\nu E_e \cos \theta} , \quad (2.6)$$

where the three-momentum of the final-state electron is $|\mathbf{p}_e| = \sqrt{T_e(T_e + 2m_e)}$. In the laboratory frame, as the azimuthal angle is constrained to be in the range $0 \leq \theta \leq \pi/2$, we obtain

$$0 \leq z \leq z_m \equiv \frac{1}{m_e/(2E_\nu) + 1} , \quad (2.7)$$

which will be used to derive the total cross section.

At the one-loop level, one can always decompose the ν_μ - e scattering amplitude into the most general form

$$\mathcal{M}_1^{(\mu)} = \left[\overline{u}_{\nu_\mu}(k_2) \gamma_\mu P_L u_{\nu_\mu}(k_1) \right] \times \overline{u}_e(p_2) \left[\gamma^\mu (A - B\gamma^5) + C \frac{(p_1 + p_2)^\mu}{2m_e} \right] u_e(p_1). \quad (2.8)$$

The relevant coefficients A , B and C account for the radiative corrections from the gauge-boson self-energies, vertex corrections and box diagrams of $\mathcal{O}(g^4)$, whose explicit forms will be given in the next section. The cross section at the one-loop level contains interference terms between the LO and NLO scattering amplitudes. Implementing the result in Eq. (2.8), we can immediately obtain the most general expressions of the differential cross section

$$\begin{aligned} \frac{d\sigma_1^{(\mu)}}{dT_e} = & \frac{g^4 m_e}{64\pi m_W^4} \left[\frac{m_e z}{E_\nu} (c_A^2 - c_V^2) + (1-z)^2 (c_A - c_V)^2 + (c_A + c_V)^2 \right] \\ & + \frac{g^2 m_e}{8\pi m_W^2} \left\{ \left[z(z-2)c_A - (z^2 - 2z + 2)c_V + \frac{m_e z}{E_\nu} c_V \right] A \right. \\ & \left. + \left[z(z-2)c_V - (z^2 - 2z + 2)c_A - \frac{m_e z}{E_\nu} c_A \right] B + \left[2(z-1) + \frac{m_e z}{E_\nu} \right] c_V C \right\}. \quad (2.9) \end{aligned}$$

It can be seen from Eq. (2.9) that those terms in the first line correspond to the tree-level result of $\mathcal{O}(g^4)$ in Eq. (2.4), while the radiative corrections of $\mathcal{O}(g^6)$ are proportional to A , B and C .

For the elastic ν_e - e scattering, one can simply make the replacements $c_V \rightarrow c_V + 1$ and $c_A \rightarrow c_A + 1$ in Eqs. (2.4) and (2.9) since there are extra contributions via the charged-current (CC) interactions. In addition, at the one-loop order, three coefficients A , B and C will receive the corrections also from the CC interactions, which need to be taken into account. In the case of antineutrinos, one could make the changes $c_A \rightarrow -c_A$ and $B \rightarrow -B$ to the expressions for the neutrino cross section in Eqs. (2.4) and (2.9).

2.2 On-shell Renormalization

The one-loop renormalization of the SM in the on-shell scheme has been presented in many excellent monographs and review articles [25, 27, 32–36], and a recent summary can be found in the Appendix of Ref. [37]. In this work, we closely follow the notations and conventions in Ref. [37], and some basics are briefly mentioned in this subsection.

After introducing the gauge-fixing terms and the Faddeev-Popov ghosts into the Lagrangian, one can derive the Feynman rules of the SM, for which the 't Hooft-Feynman gauge is chosen for simplicity. The bare fields and parameters are decomposed into the renormalized ones and the corresponding counterterms. Then, the Higgs tadpole diagrams, the self-energies of gauge-bosons and fermions, and the one-loop vertex functions can be directly calculated, where we will inevitably encounter the UV divergence. The dimensional regularization, where the space-time dimension is set to $d = 4 - 2\epsilon$, is adopted to separate the divergent terms from finite ones. The UV divergence will be denoted as $\Delta \equiv 1/\epsilon - \gamma_E + \ln(4\pi)$, with $\gamma_E \approx 0.577$ being the Euler-Mascheroni constant. Once the counterterms are determined by the on-shell renormalization conditions and a particular set of renormalized parameters are chosen as input, we will be able to compute the UV-finite S -matrix elements for physical processes of our interest. We choose the input parameters as the

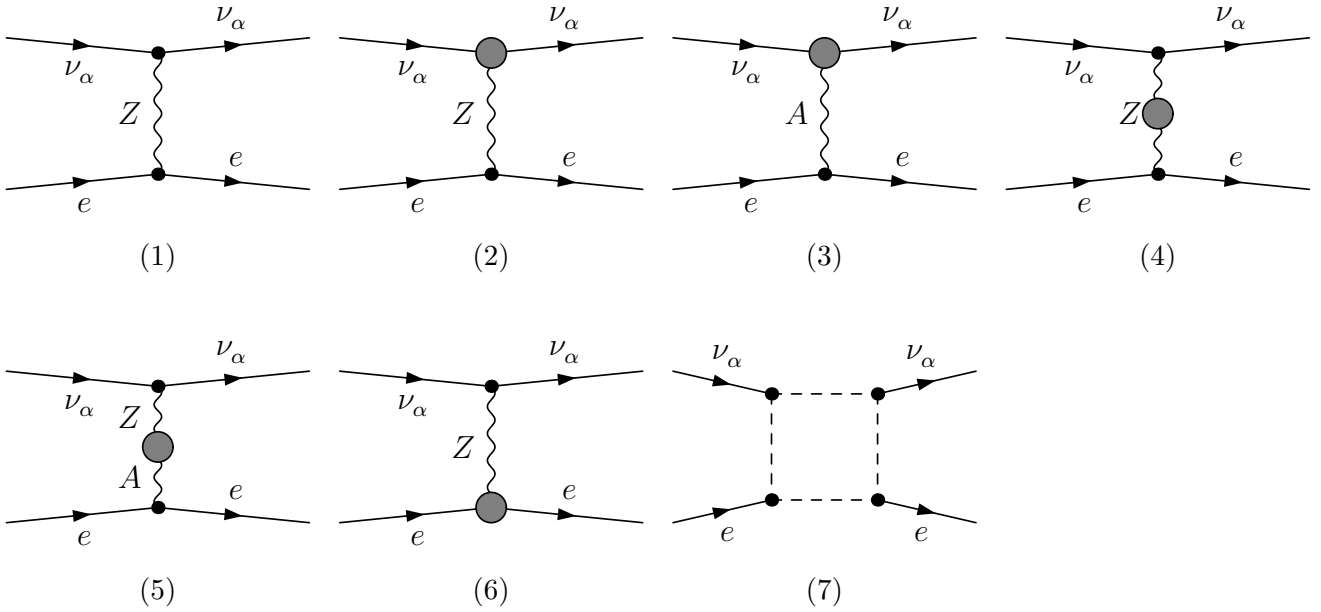


Figure 1: The relevant Feynman diagrams of the elastic ν_α - e scattering via the NC process at the tree level (1) and the one-loop level (2)-(7). The shaded circle represents the radiative corrections to vertices and corresponding propagators. The dashed box in (7) indicates all possible realizations of internal lines.

fine-structure constant α , the W -boson mass m_W , the Z -boson mass m_Z , the Higgs-boson mass m_h , and the charged-fermion masses m_f . The weak mixing angle is defined as $\cos\theta_w \equiv m_W/m_Z$, and the abbreviations $c \equiv \cos\theta_w$ and $s \equiv \sin\theta_w$ will be frequently used in this work. The electromagnetic coupling constant $e = \sqrt{4\pi\alpha}$ is related to weak gauge coupling g via $e = gs$.

The contributions to the elastic ν - e scattering amplitudes at the one-loop level contain three parts, i.e., the self-energy corrections of the gauge bosons, the vertex corrections and the box diagrams. All the UV-divergent terms arising from one-loop diagrams will be canceled by the counterterms listed in the Appendix of Ref. [37]. The one-loop amplitudes are calculated with the help of the publicly available package `Package-X` [38,39], and expressed in terms of the Passarino-Veltman functions [40]. We shall introduce the notation $x_i \equiv m_i^2/m_W^2$ with “ i ” referring to the particle type to simplify the analytical expressions. Since the electron mass is much smaller than the weak gauge-boson masses, we can safely neglect the terms of $\mathcal{O}(x_e)$. Besides, the flavor mixing of quarks is ignored as the Cabibbo-Kobayashi-Maskawa (CKM) matrix [41,42] is approximately diagonal and the CC vertices involving a pair of quarks that not in the same isospin-doublet are significantly suppressed.

The relevant diagrams of the ν_α - e scattering via the NC process are plotted in Fig. 1. For $\nu_{\mu,\tau}$, Fig. 1 describes all the one-loop corrections since they only participate in the NC interactions. It is clear that the one-loop corrections can be divided into the following six parts, i.e., self-energies of the Z -boson and the A - Z mixing, the corrections to the ν_α - ν_α - Z , ν_α - ν_α - A and e - e - Z vertices, and NC box diagrams. Therefore, the coefficients A in Eq. (2.8) can be written more explicitly as

$$A_{\text{NC}} = A_Z + A_{AZ} + A_{\nu_\alpha\nu_\alpha Z} + A_{\nu_\alpha\nu_\alpha A} + A_{eeZ} + A_{\square,\text{NC}}. \quad (2.10)$$

Similar expressions can also be obtained for the other coefficients B and C .

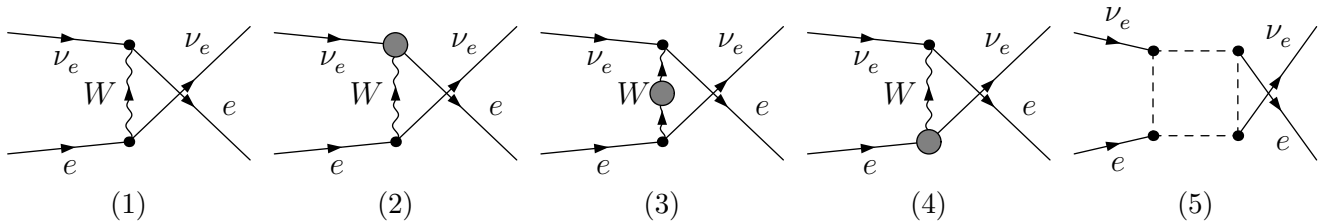


Figure 2: The relevant Feynman diagrams of the ν_e - e scattering via the CC process at the tree level (1) and the one-loop level (2)-(5). The notations are the same as those in Fig. 1.

For electron neutrinos, the CC process also provides three extra contributions to A from the W -boson self-energy, the ν_e - e - W vertex corrections and the CC box diagrams, which reads

$$A_{\text{CC}} = A_{\text{NC}} + A_W + 2 \times A_{\nu_e e W} + A_{\square, \text{CC}} . \quad (2.11)$$

The factor of two in front of $A_{\nu_e e W}$ comes from the fact that there are two identical vertex corrections that need to be taken into account. In Fig. 2, we plot the relevant Feynman diagrams at the tree level (1) and the one-loop level (2)-(5).

Since our calculations are performed at the cross-section level, the bremsstrahlung of photons from the initial- or final-state electron should also be taken into account in order to get rid of the infrared (IR) divergence and mass singularities [43, 44]. In this work, the real emission of both soft and hard photons are included, which not only cancels out the IR divergence from the massless limit of the photon $\lambda \rightarrow 0$ but also eliminates the collinear divergence caused by $m_e \rightarrow 0$. The technique to include hard-photon bremsstrahlung has been discussed in detail in Ref. [45]. We adopt the approach in Ref. [17] and improve it so that its applicability is not limited to the extreme relativistic regime of the final-state electron.

The contributions from self-energies, vertices and box diagrams on the right-hand side of Eqs. (2.10) and (2.11) will be given in Sec. 3, where the cross section for the processes with real photon emission are also calculated. The total cross sections at the one-loop level will be evaluated with the latest values of input parameters in Sec. 4. Given the comprehensive introduction to the renormalization of the SM in the Appendix of Ref. [37], including the definition of counterterms, the on-shell renormalization conditions, the analytical expressions of the self-energies and vertex counterterms, and most of one-loop Feynman diagrams, we will not repeat them in this paper. Instead, we refer to the corresponding formulae or figures when needed, except for those not given therein. To distinguish the numberings of equations and figures in Ref. [37] from those in this paper, we *underline* all the equations and figures quoted from Ref. [37].

3 Analytical Results

3.1 Self-energy Contributions

Let us first examine the self-energy contributions. For the NC process, the radiative corrections are illustrated in Fig. 1-(4) and (5), where the shaded circle denotes all one-loop contributions. In

the limit of $|q^2| \ll m_Z^2$, the renormalized self-energy of Z -boson $\widehat{\Sigma}_T^Z(q^2)$ reads

$$\widehat{\Sigma}_T^Z(q^2) = \Sigma_T^Z(q^2) + \delta m_Z^2 + m_Z^2 \delta Z_Z, \quad (3.1)$$

where the counterterms and the specific form of the Z -boson self-energy $\Sigma_T^Z(q^2)$ can be determined from Eqs. (A1), (A2), (A4) and (A11), respectively. The one-loop diagrams for the Z -boson self-energy and the corresponding counterterm are plotted in Fig. 4. Therefore, the contributions to the coefficients in Eq.(2.8) are given by

$$\frac{A_Z}{c_V} = \frac{B_Z}{c_A} = \frac{g^2}{4c^2 m_Z^4} \widehat{\Sigma}_T^Z(q^2), \quad C_Z = 0. \quad (3.2)$$

Similarly, the renormalized A - Z mixing self-energy $\widehat{\Sigma}_T^{AZ}(q^2)$ can be expressed as

$$\widehat{\Sigma}_T^{AZ}(q^2) = \Sigma_T^{AZ}(q^2) - \frac{1}{2} [(\delta Z_{ZA} + \delta Z_{AZ}) q^2 - m_Z^2 \delta Z_{ZA}]. \quad (3.3)$$

The wave-function counterterms δZ_{ZA} and δZ_{AZ} are defined in Eqs. (A2) and (A5), while $\Sigma_T^{AZ}(q^2)$ is expressed in Eq. (A14), and the one-loop diagrams are plotted in the Fig. 6. Since the e - e - A vertex only contains the vector-current interaction, the contributions to the coefficients are

$$A_{AZ} = \frac{g^2 s}{2c q^2 m_Z^2} \widehat{\Sigma}_T^{AZ}(q^2), \quad B_{AZ} = C_{AZ} = 0. \quad (3.4)$$

We notice that the photon propagator i/q^2 contains a pole at $q^2 = 0$, so all the terms proportional to q^2 in the square brackets of Eq. (3.3) should not be ignored. These terms ensure that such a pole is canceled out by the renormalized self-energy $\widehat{\Sigma}_T^{AZ}(q^2)$.

For the CC interaction, the W -boson self-energy in Fig. 2-(3) contributes to the corresponding coefficients as

$$A_W = B_W = \frac{g^2}{4m_W^4} \widehat{\Sigma}_T^W(q^2), \quad C_W = 0, \quad (3.5)$$

where the renormalized self-energy is defined as usual

$$\widehat{\Sigma}_T^W(q^2) = \Sigma_T^W(q^2) + \delta m_W^2 + m_W^2 \delta Z_W, \quad (3.6)$$

with the counterterms in Eqs. (A1), (A2) and (A4) and $\Sigma_T^W(q^2)$ from Eq. (A12). The one-loop self-energy of the W -boson is plotted in Fig. 5.

3.2 Vertex Contributions

3.2.1 ν_α - ν_α - Z and ν_α - ν_α - A Vertices

The Feynman diagrams of vertex corrections in the NC part have been depicted in Fig. 1-(2), (3) and (6). First, we focus on the radiative corrections to the ν_α - ν_α - Z vertex (see Fig. 8 with $f \rightarrow \nu_\alpha$

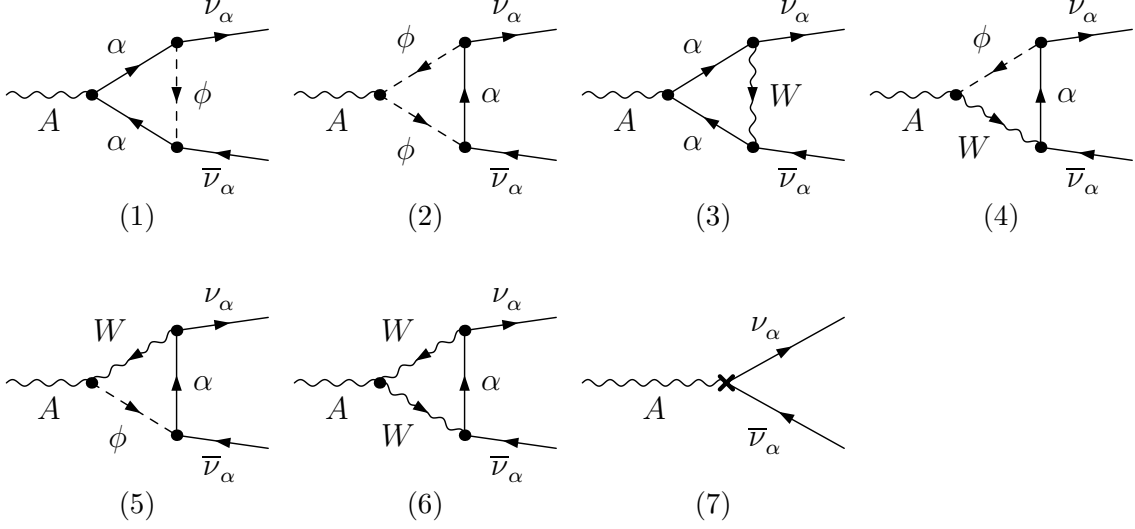


Figure 3: The one-loop diagrams of the ν_α - ν_α - A vertex and the corresponding counterterm in the diagram (7).

and discussions therein). They contribute to the coefficients as

$$\begin{aligned}
\frac{A_{\nu_\alpha\nu_\alpha Z}}{c_V} &= \frac{B_{\nu_\alpha\nu_\alpha Z}}{c_A} \\
&= -\frac{1}{(4\pi)^2} \frac{g^4}{16c^2 m_W^2} \left[(8c^4 + 2c^2 + 1) \Delta + 2c^2 (4c^2 + 1) \ln \left(\frac{\mu^2}{m_W^2} \right) \right. \\
&\quad \left. + \ln \left(\frac{\mu^2}{m_Z^2} \right) - \frac{1}{2} - c^2 \right] - \frac{1}{(4\pi)^2} \frac{g^4}{16m_W^2} x_\alpha \left[\Delta + \ln \left(\frac{\mu^2}{m_W^2} \right) - 4 \ln x_\alpha - \frac{27}{2} \right] \\
&\quad - \frac{g^2 s}{2m_Z^2 c} g_{\nu_\alpha}^- \left(\frac{\delta g_{\nu_\alpha}^-}{g_{\nu_\alpha}^-} + \frac{1}{2} \delta Z_Z + \delta Z_{\nu_\alpha}^L \right), \\
C_{\nu_\alpha\nu_\alpha Z} &= 0.
\end{aligned} \tag{3.7}$$

The terms in the last parentheses come from the corresponding counterterm of ν_α - ν_α - Z vertex, where the definitions of the fermion wave-function counterterms $\delta Z_{\nu_\alpha}^L$, coefficients $g_{\nu_\alpha}^-$ and $\delta g_{\nu_\alpha}^-$ can be read off accordingly from Eqs. (A6) and (A22) with $f \rightarrow \nu_\alpha$, and the fermion self-energy is expressed in Eq. (A15). In addition, to derive the explicit expressions of $\delta g_{\nu_\alpha}^-$, one may need the renormalization constant of the electric charge δZ_e and the counterterm of the weak mixing angle $\delta s/s$ from Eqs. (A8) and (A9), respectively. In order to cancel out the UV-divergent part dependent on the neutrino flavor in the one-loop amplitudes, the flavor-dependent terms of $\delta Z_{\nu_\alpha}^L$ should be kept up to $\mathcal{O}(x_\alpha)$.

The one-loop diagrams of the ν_α - ν_α - A vertex are plotted in Fig. 3 with the corresponding counterterms. In such corrections, the flavor-dependent terms are not only proportional to x_α or $x_\alpha \ln x_\alpha$ but also to $\ln x_\alpha$, which contributes the most to the flavor-dependent corrections. Similar to the case of the A - Z mixing, there is only the vector-current interaction and the photon propagator contributes a pole as i/q^2 . Therefore, those terms proportional to the momentum-transfer square should be maintained. After including the counterterms, at the order of $\mathcal{O}(x_\alpha)$, the renormalized vertex corrections are proportional to q^2 and the total amplitude does not contain

such a pole anymore. The contributions to the coefficients read

$$\begin{aligned}
A_{\nu_\alpha \nu_\alpha A} &= -\frac{1}{(4\pi)^2} \frac{g^4 s^2}{m_W^2} \left\{ \frac{m_W^2}{q^2} \left[\Delta + \ln \left(\frac{\mu^2}{m_W^2} \right) \right] - \frac{1}{3} + 2 \int_0^1 dx x(1-x) \ln \left[\frac{m_\alpha^2 - q^2 x(1-x)}{m_W^2} \right] \right\} \\
&\quad + \frac{1}{(4\pi)^2} \frac{g^4 s^2}{m_W^2} x_\alpha \left\{ \frac{29}{36} + \int_0^1 dx (1-2x+2x^2) \ln \left[\frac{m_\alpha^2 - q^2 x(1-x)}{m_W^2} \right] \right\} \\
&\quad - \frac{g^2 s^2}{2q^2} g_{\nu_\alpha}^- \delta Z_{ZA}, \\
B_{\nu_\alpha \nu_\alpha A} &= C_{\nu_\alpha \nu_\alpha A} = 0,
\end{aligned} \tag{3.8}$$

where the counterterm in the last line cancels the pole at $q^2 = 0$ in the first line. As previously noted, the approximation $|q^2| \ll m_f^2$ is not universally valid for all fermions. Therefore, we retain them in the integral and perform numerical calculations of the total cross section.

3.2.2 e - e - Z Vertex

The one-loop contributions to the e - e - Z vertex corrections are plotted in Fig. 8 with $f \rightarrow e$. They contain two parts: the corrections with exchanging a virtual photon between two electrons in Fig. 8-(7) and the other corrections with exchanging weak gauge bosons. In the early literature, the former is usually called the QED correction and the latter the EW correction. Therefore, we can also divide the coefficients into three parts as $A_{eeZ} = A_{eeZ}^{\text{QED}} + A_{eeZ}^{\text{EW}} + A_{eeZ}^{\text{C}}$ and $B_{eeZ} = B_{eeZ}^{\text{QED}} + B_{eeZ}^{\text{EW}} + B_{eeZ}^{\text{C}}$, where the last part stands for the corresponding counterterm, while C_{eeZ} stems only from the QED correction and is UV-finite. More explicitly, we have the EW corrections

$$\begin{aligned}
A_{eeZ}^{\text{EW}} &= \frac{1}{(4\pi)^2} \frac{g^4}{32c^2 m_W^2} \left[(16c^6 - 24c^4 + 28c^2 - 9) \Delta + 2(6c^2 - 1) c^2 \ln \left(\frac{\mu^2}{m_W^2} \right) \right. \\
&\quad \left. + (16c^6 - 36c^4 + 30c^2 - 9) \ln \left(\frac{\mu^2}{m_Z^2} \right) - 8c^6 + 16c^4 - 14c^2 + \frac{9}{2} \right], \\
B_{eeZ}^{\text{EW}} &= \frac{1}{(4\pi)^2} \frac{g^4}{32c^2 m_W^2} \left[(24c^4 - 20c^2 + 7) \Delta + (12c^4 - 18c^2 + 7) \ln \left(\frac{\mu^2}{m_Z^2} \right) \right. \\
&\quad \left. + 2c^2 (6c^2 - 1) \ln \left(\frac{\mu^2}{m_W^2} \right) - 8c^4 + 10c^2 - \frac{7}{2} \right],
\end{aligned} \tag{3.9}$$

and the QED corrections

$$\begin{aligned}
A_{eeZ}^{\text{QED}} &= -\frac{1}{(4\pi)^2} \frac{g^4}{8m_W^2} (4c^4 - 7c^2 + 3) \mathcal{F}, \\
B_{eeZ}^{\text{QED}} &= \frac{1}{(4\pi)^2} \frac{g^4 s^2}{8m_W^2} \mathcal{G}, \\
C_{eeZ} &= \frac{1}{(4\pi)^2} \frac{g^4}{4m_W^2} \frac{m_e}{|\mathbf{p}_e|} (4c^4 - 7c^2 + 3) \ln \left(\frac{E_e + |\mathbf{p}_e|}{m_e} \right),
\end{aligned} \tag{3.10}$$

where we define

$$\begin{aligned}
\mathcal{F} &= \Delta + \ln\left(\frac{\mu^2}{m_e^2}\right) + \frac{3|\mathbf{p}_e|}{T_e} \ln\left(\frac{E_e + |\mathbf{p}_e|}{m_e}\right) \\
&\quad - \frac{2E_e}{|\mathbf{p}_e|} \left\{ \frac{1}{2} \ln\left(\frac{E_e + |\mathbf{p}_e|}{m_e}\right) \ln\left[\frac{2(E_e + m_e)}{m_e}\right] - \ln\left(\frac{E_e + |\mathbf{p}_e|}{m_e}\right) \ln\left(\frac{\lambda^2}{m_e^2}\right) - \Phi \right\}, \\
\mathcal{G} &= \Delta + \ln\left(\frac{\mu^2}{m_e^2}\right) + \frac{3E_e - m_e}{|\mathbf{p}_e|} \ln\left(\frac{E_e + |\mathbf{p}_e|}{m_e}\right) \\
&\quad - \frac{2E_e}{|\mathbf{p}_e|} \left\{ \frac{1}{2} \ln\left(\frac{E_e + |\mathbf{p}_e|}{m_e}\right) \ln\left[\frac{2(E_e + m_e)}{m_e}\right] - \ln\left(\frac{E_e + |\mathbf{p}_e|}{m_e}\right) \ln\left(\frac{\lambda^2}{m_e^2}\right) - \Phi \right\}. \quad (3.11)
\end{aligned}$$

The function Φ can be expressed with the help of the Spence function¹

$$\text{Sp}(x) \equiv - \int_0^x \frac{\ln(1-t)}{t} dt, \quad (3.12)$$

as

$$\Phi = \text{Sp}\left(\frac{E_e - m_e + |\mathbf{p}_e|}{2|\mathbf{p}_e|}\right) - \text{Sp}\left(\frac{-E_e + m_e + |\mathbf{p}_e|}{2|\mathbf{p}_e|}\right). \quad (3.13)$$

Finally, the corresponding counterterms are

$$\begin{aligned}
A_{eeZ}^C &= -\frac{g^2 s}{4m_Z^2 c} \left[g_e^- \left(\frac{\delta g_e^-}{g_e^-} + \frac{1}{2} \delta Z_Z + \delta Z_e^L \right) + g_e^+ \left(\frac{\delta g_e^+}{g_e^+} + \frac{1}{2} \delta Z_Z + \delta Z_e^R \right) - \delta Z_{AZ} \right], \\
B_{eeZ}^C &= -\frac{g^2 s}{4m_Z^2 c} \left[g_e^- \left(\frac{\delta g_e^-}{g_e^-} + \frac{1}{2} \delta Z_Z + \delta Z_e^L \right) - g_e^+ \left(\frac{\delta g_e^+}{g_e^+} + \frac{1}{2} \delta Z_Z + \delta Z_e^R \right) \right]. \quad (3.14)
\end{aligned}$$

The definitions of the counterterms δg_e^\pm together with the coefficients g_e^\pm can be found from Eqs. (A21) and (A22). The electron wave-function counterterm $\delta Z_e^{L,R}$ is defined in Eq. (A6) with $f \rightarrow e$ together with the self-energy in Eq. (A15).

3.2.3 ν_e - e - W Vertex

As illustrated in Fig. 2-(2) and (4), the ν_e - e - W vertex appears in the CC interaction for elastic ν_e - e scattering. The relevant one-loop diagrams are plotted in Fig. 9, and the contributions to coefficients read

$$\begin{aligned}
A_{\nu_e e W} &= B_{\nu_e e W} \\
&= -\frac{1}{(4\pi)^2} \frac{g^4}{16m_W^2} \left[\frac{10c^2 + 1}{c^2} \Delta + \frac{18 - 24c^2}{s^2} \ln\left(\frac{\mu^2}{m_W^2}\right) + \frac{14c^4 - 9c^2 + 1}{c^2 s^2} \ln\left(\frac{\mu^2}{m_Z^2}\right) \right. \\
&\quad \left. + \frac{6}{s^2} \ln c^2 - \frac{1}{2c^2} + 11 \right] - \frac{g^2}{4m_W^2} \left[\delta Z_e - \frac{\delta s}{s} + \frac{1}{2} \delta Z_W + \frac{1}{2} (\delta Z_{\nu_e}^L + \delta Z_e^L) \right], \\
C_{\nu_e e W} &= 0. \quad (3.15)
\end{aligned}$$

For CC interactions, the corrections to A and B are equal, whereas those to C are vanishing. Meanwhile, from Fig. 2, it is clear that there are two identical vertex corrections. Therefore, in the total amplitudes, the above expressions should be multiplied by a factor of two as we have already mentioned in connection with Eq. (2.11).

¹In the literature, the dilogarithm function is sometimes denoted as $\text{Li}_2(x)$. Notice that the definition of the Spence function in Eq. (3.12) differs from that in Refs. [17, 26] by a minus sign.

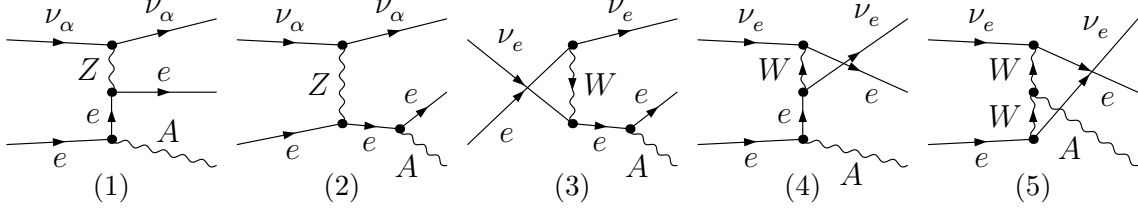


Figure 4: The Feynman diagrams of emitting a real photon in the NC process (1)-(2) and the CC process (3)-(5).

3.3 Box Diagrams

The last part of the one-loop amplitude is the contribution from box diagrams, which are actually UV-finite. The corresponding Feynman diagrams are drawn in Figs. [11](#) and [12](#) for the NC and CC processes, respectively. The corrections to the coefficients from the NC process read

$$\begin{aligned}
A_{\square, \text{NC}} &= \frac{1}{(4\pi)^2} \frac{g^4}{2m_W^2} \left[\frac{28c^2 - 9}{16c^2} + x_\alpha (\ln x_\alpha + 1) \right], \\
B_{\square, \text{NC}} &= \frac{1}{(4\pi)^2} \frac{g^4}{2m_W^2} \left[\frac{24c^4 - 20c^2 + 15}{16c^2} + x_\alpha (\ln x_\alpha + 1) \right].
\end{aligned} \tag{3.16}$$

For the CC process, similar to the case of the e - e - Z vertex, the corrections can also be divided into the EW and the QED part. The latter one comes from the box diagram which involves an internal photon propagator [see Fig. [12](#)-(12)]. The coefficients for the EW corrections are

$$A_{\square, \text{CC}}^{\text{EW}} = B_{\square, \text{CC}}^{\text{EW}} = \frac{1}{(4\pi)^2} \frac{g^4 (2c^4 + 6c^2 - 3)}{8m_W^2 s^2} \ln \left(\frac{m_W^2}{m_Z^2} \right), \tag{3.17}$$

while the corresponding terms from QED corrections are

$$\begin{aligned}
A_{\square, \text{CC}}^{\text{QED}} &= -\frac{1}{(4\pi)^2} \frac{g^4 s^2}{8m_W^2 |\mathbf{p}_e|} \left\{ 2 \ln \left(\frac{E_e + |\mathbf{p}_e|}{m_e} \right) \left[3E_e + 3m_e - 2E_e \ln \left(\frac{m_e |\mathbf{p}_e|}{\lambda^2} \right) \right] \right. \\
&\quad \left. - 4E_e \ln \left(\frac{2m_e}{T_e} \right) \ln \left(\frac{T_e + |\mathbf{p}_e|}{\sqrt{2m_e T_e}} \right) + 4E_e \Phi + 2|\mathbf{p}_e| \ln \left(\frac{m_W^2}{m_e^2} \right) + |\mathbf{p}_e| \right\}, \\
B_{\square, \text{CC}}^{\text{QED}} &= -\frac{1}{(4\pi)^2} \frac{g^4 s^2}{8m_W^2 |\mathbf{p}_e|} \left\{ 2 \ln \left(\frac{E_e + |\mathbf{p}_e|}{m_e} \right) \left[3E_e - m_e - 2E_e \ln \left(\frac{m_e |\mathbf{p}_e|}{\lambda^2} \right) \right] \right. \\
&\quad \left. - 4E_e \ln \left(\frac{2m_e}{T_e} \right) \ln \left(\frac{T_e + |\mathbf{p}_e|}{\sqrt{2m_e T_e}} \right) + 4E_e \Phi + 2|\mathbf{p}_e| \ln \left(\frac{m_W^2}{m_e^2} \right) + |\mathbf{p}_e| \right\}, \\
C_{\square, \text{CC}}^{\text{QED}} &= \frac{1}{(4\pi)^2} \frac{g^4 m_e s^2}{m_W^2 |\mathbf{p}_e|} \ln \left(\frac{E_e + |\mathbf{p}_e|}{m_e} \right),
\end{aligned} \tag{3.18}$$

with the function Φ introduced in Eq. (3.13).

3.4 Infrared Divergence

Thus far we have obtained the UV-finite corrections to the scattering amplitude. However, the QED corrections to the e - e - Z vertex and the box diagram in the CC process suffer from the IR

divergences when the fictitious mass of photon is set to zero, i.e., $\lambda \rightarrow 0$. These divergences are expected to be canceled *at the cross-section level* by taking account of the bremsstrahlung processes with real photon emission.

As is well known, the IR divergence in the NLO cross section due to the massless photon can be canceled by including the LO cross section for the processes where a soft photon is emitted from the final-state electron, i.e., when the photon energy lies below a certain energy cutoff. Hence the IR-finite cross section actually depends on the energy cutoff that varies for different experimental setups. If we further include the contributions from the hard photon emission, such a cutoff dependence disappears and the mass singularity or the collinear divergence in the limit of $m_e \rightarrow 0$ is also removed. In this work, the momentum of the real photon will be integrated over its entire phase space such that both soft- and hard-photon emissions are taken into account.

The Feynman diagrams for real photon emissions from the initial- or final-state electrons and the intermediate W -boson are given in Fig. 4. Only Fig. 4-(1) and (2) contribute to the NC process for $\nu_{\mu,\tau}-e$ scattering, while there are three extra diagrams from the CC interactions for ν_e-e scattering. Compared to other processes that involve only one gauge-boson propagator, the amplitude of Fig. 4-(5) is highly suppressed by the presence of two W -boson propagators which have no contribution to the IR divergence. Therefore, we do not take it into consideration.

For the treatment of IR divergence, we adopt the results in Appendix B of Ref. [17] and generalize them to be applicable not only in the relativistic regime of the final-state electron, but also in the low-energy regime. However, it is worth noticing that the contribution of the photon bremsstrahlung to the total cross section is remarkable only when the energy of the final-state electron is high enough. Therefore, the extreme relativistic limit taken in Ref. [17] does not have a significant impact on the final numerical results.

The differential cross section for the $\nu_\mu-e$ scattering with real photon emission at the tree level can be written as [17]

$$\frac{d\sigma_{\text{IR}}^{(\mu)}}{dT_e} = \frac{g^6 s^2 m_e}{256\pi^3 m_W^4} \left\{ \hat{R} \left[\frac{m_e z}{E_\nu} (c_A^2 - c_V^2) + (c_A + c_V)^2 \right] + R(c_A - c_V)^2 \right\}, \quad (3.19)$$

where the functions R and \hat{R} read

$$\begin{aligned} R = (1-z)^2 & \left\{ \frac{E_e}{|\mathbf{p}_e|} \ln \left(\frac{E_e + |\mathbf{p}_e|}{m_e} \right) \ln \left(\frac{m_e^2}{\lambda^2} \right) - \ln \left(\frac{4E_\nu^2}{\lambda^2} \right) + \frac{1}{2} \ln^2 \left(\frac{E_e + |\mathbf{p}_e|}{m_e} \right) \right. \\ & + \ln(1-z) \ln \left(\frac{E_e + |\mathbf{p}_e|}{m_e} \right) - \ln [z^2(1-z)] - \frac{1}{2} \ln^2(1-z) - \text{Sp} \left(\frac{2|\mathbf{p}_e|}{E_e + |\mathbf{p}_e|} \right) + 2 \left. \right\} \\ & - z^2 \ln z \ln \left(\frac{E_e + |\mathbf{p}_e|}{m_e} \right) + 3z^2 \ln z + z^2 \left[\text{Sp} \left(\frac{2|\mathbf{p}_e|}{E_e + |\mathbf{p}_e|} \right) - \text{Sp}(z) \right] \\ & - z(1-z) \ln \left(\frac{2E_\nu}{m_e} \right) + 2z(1-z) + z(1-z) \ln(1-z), \end{aligned} \quad (3.20)$$

$$\begin{aligned} \hat{R} = z & \left[2 \ln \left(\frac{E_e + |\mathbf{p}_e|}{m_e} \right) - \ln \left(\frac{2E_\nu}{m_e} \right) - \ln(1-z) - 2 \right] + \frac{1}{2} \ln^2 \left(\frac{E_e + |\mathbf{p}_e|}{m_e} \right) \\ & + \ln(1-z) \ln \left(\frac{E_e + |\mathbf{p}_e|}{m_e} \right) + \frac{E_e}{|\mathbf{p}_e|} \ln \left(\frac{E_e + |\mathbf{p}_e|}{m_e} \right) \ln \left(\frac{m_e^2}{\lambda^2} \right) - \ln \left(\frac{4E_\nu^2}{\lambda^2} \right) \\ & - \ln [z^2(1-z)] - \frac{1}{2} \ln^2(1-z) - \text{Sp} \left(\frac{2|\mathbf{p}_e|}{E_e + |\mathbf{p}_e|} \right) + 2. \end{aligned} \quad (3.21)$$

For the ν_e - e scattering, one can simply take $c_{V,A} \rightarrow c_{V,A} + 1$ as we have already explained in Sec. 2. Similarly, for the antineutrino case, one should make the change of $c_A \rightarrow -c_A$.

After taking such contributions of real photon emissions into consideration, we arrive at the UV- and IR-finite cross sections. The total differential cross section at the one-loop level for the ν_α - e scattering is

$$\frac{d\sigma^{(\alpha)}}{dT_e} = \frac{d\sigma_1^{(\alpha)}}{dT_e} + \frac{d\sigma_{\text{IR}}^{(\alpha)}}{dT_e} . \quad (3.22)$$

With the UV- and IR-finite corrections given in this and previous subsections, we now proceed to specify the input parameters and present the numerical values of the cross section.

4 Results and Applications

4.1 Numerical Results

The latest values of input parameters are taken from Particle Data Group [1], which are also summarized below

- The fine-structure constant

$$\alpha \equiv e^2/(4\pi) = 1/137.035999084 ; \quad (4.1)$$

- The gauge-boson and Higgs-boson masses²

$$m_W = 80.369 \text{ GeV} , \quad m_Z = 91.188 \text{ GeV} , \quad m_h = 125.20 \text{ GeV} ; \quad (4.2)$$

- The quark masses

$$\begin{aligned} m_u &= 2.16 \text{ MeV} , & m_c &= 1.67 \text{ GeV} , & m_t &= 172.57 \text{ GeV} , \\ m_d &= 4.70 \text{ MeV} , & m_s &= 93.5 \text{ MeV} , & m_b &= 4.78 \text{ GeV} ; \end{aligned} \quad (4.3)$$

- The charged-lepton masses

$$m_e = 0.511 \text{ MeV} , \quad m_\mu = 105.658 \text{ MeV} , \quad m_\tau = 1.777 \text{ GeV} . \quad (4.4)$$

The $\overline{\text{MS}}$ running masses of three light quarks (i.e., u , d and s) at the energy scale of $\mu = 2 \text{ GeV}$ are adopted, as no reliable on-shell masses of light quarks can be extracted from measurements due to the non-perturbative nature of strong interactions at low energies. For heavy quarks and charged fermions, the values listed above are actually the pole masses. However, we treat them as the on-shell masses in our one-loop calculations, since the difference between the pole mass and the on-shell mass appears at the two-loop level [49–51]. Therefore, the on-shell masses are used for all particles except for light quarks.

²The central values of the W -boson mass from latest measurements in both ATLAS ($m_W^{\text{ATLAS}} = 80.367 \text{ GeV}$) [46] and CMS experiments ($m_W^{\text{CMS}} = 80.360 \text{ GeV}$) [47] are consistent with the SM prediction. Therefore, we do not consider the 7σ discrepancy with the result from the CDF II collaboration [48].

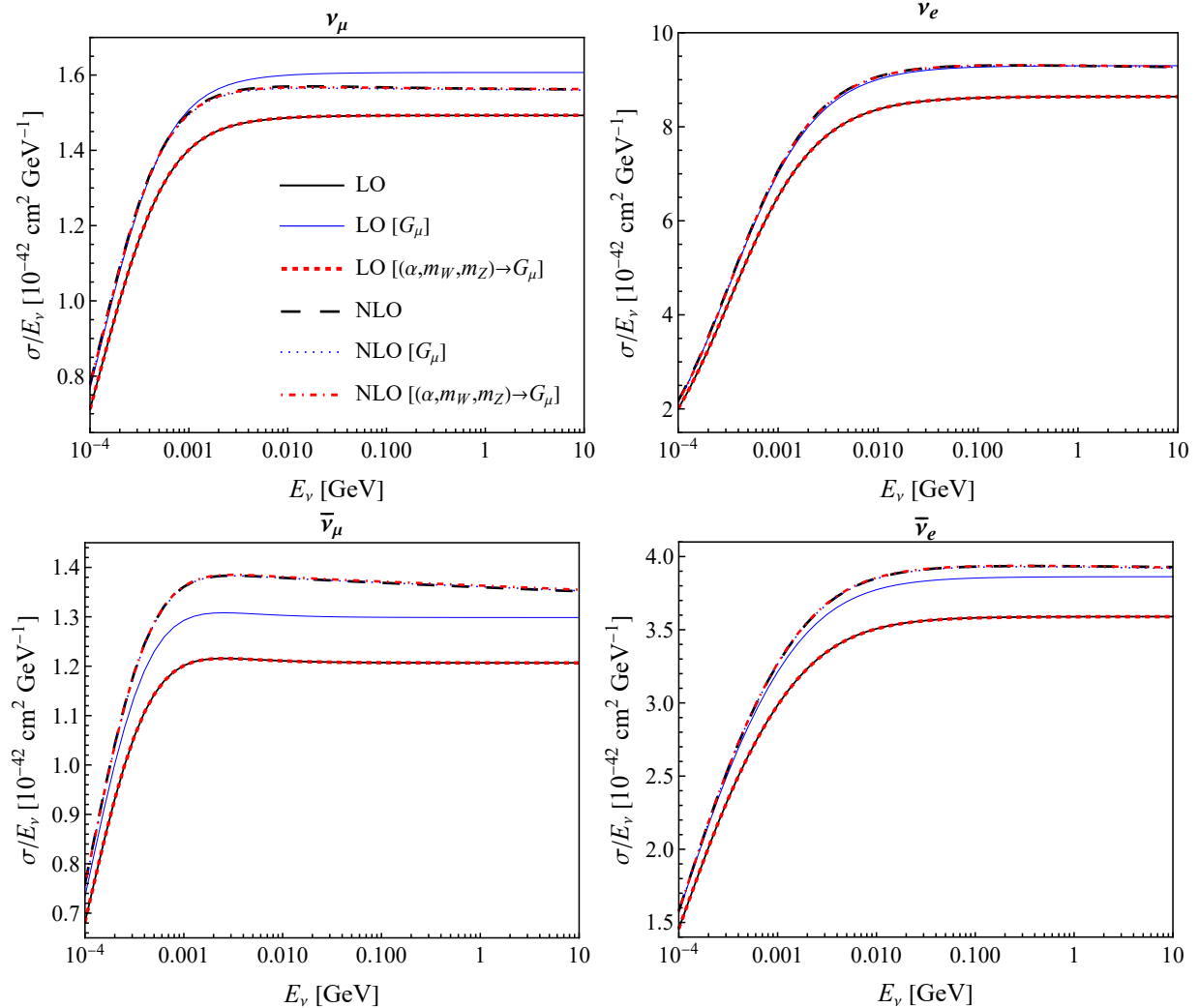


Figure 5: The total cross section σ/E_ν as the function of the neutrino energy E_ν at the LO (black solid curves) and the NLO (black dashed curves). The results in Ref. [17] are represented by blue and red curves, respectively. The blue ones are obtained by using G_μ extracted from muon decays as the input parameter (solid curves for LO and dotted curves for NLO), the latter ones using α , m_W and m_Z to calculate G_μ (short-dashed curves for LO and dot-dashed curves for NLO).

By incorporating all contributions to the coefficients A , B , and C into Eq. (2.9) and adding the contributions from the real photon emissions, we can integrate over the kinetic energy T_e to obtain the total cross section at the one-loop level. In Figs. 5 and 6, we plot the numerical results of the total cross section for elastic (anti)neutrino-electron scattering σ/E_ν as the function of the initial neutrino energy E_ν at the LO (black solid curves) and the NLO (black dashed curves). For comparison, we also plot the numerical values of the cross sections from Ref. [17] in Fig. 5 and from Ref. [29] in Fig. 6, respectively. Some discussions about such a comparison are helpful.

- The cross section over neutrino energy σ/E_ν approaches a constant when the initial neutrino energy is high enough, while it decreases with E_ν at lower neutrino energies. This can be understood analytically. We take the tree-level cross section as an example, which is given

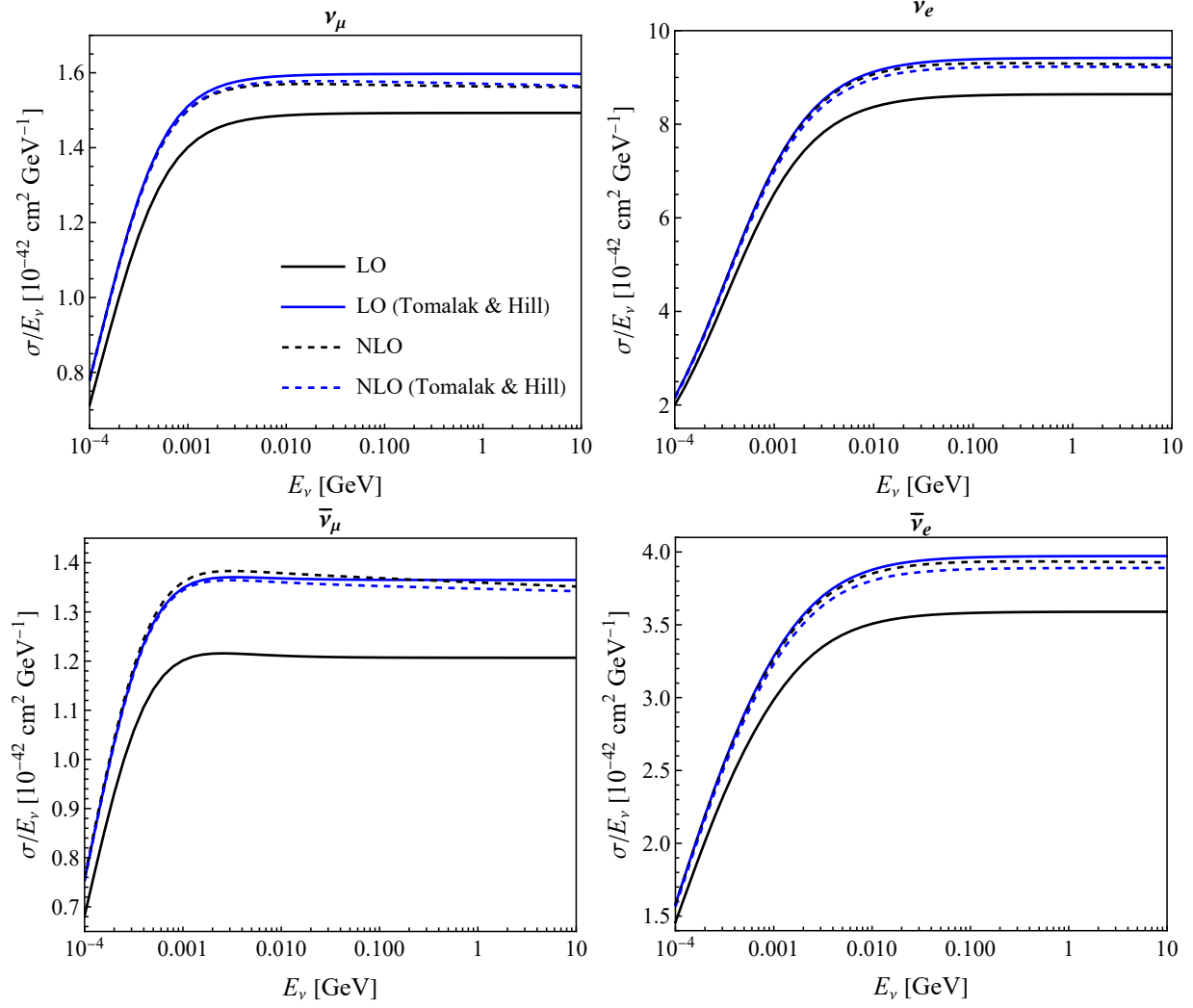


Figure 6: The total cross section σ/E_ν in this work at the LO (black solid curves) and NLO (black dashed curves). As a comparison, the cross sections obtained from Ref. [29] are also plotted in blue solid and blue dashed curves for the LO and NLO results, respectively.

in Eq. (2.4). The explicit form of the total cross section reads

$$\frac{\sigma_0^{(\mu)}}{E_\nu} = \frac{g^4 m_e}{64\pi m_W^4} \left[\frac{m_e z_m^2}{2E_\nu} (c_A^2 - c_V^2) + \frac{z_m}{3} (z_m^2 - 3z_m + 3) (c_A - c_V)^2 + z_m (c_A + c_V)^2 \right]. \quad (4.5)$$

If the neutrino energy gets larger, we have $z_m = 1/[m_e/(2E_\nu) + 1] \rightarrow 1$, then the first term in the square brackets, which is inversely proportional to E_ν , gradually approaches zero. Meanwhile, the last two terms remain constant, leading to a constant cross section at higher neutrino energies. As E_ν gradually decreases, $z_m \rightarrow 2E_\nu/m_e$ becomes vanishingly small. At this time, all three terms in the square brackets are proportional to z_m such that the total cross section becomes smaller at lower neutrino energies. The turning point is at $E_\nu \simeq m_e \simeq \mathcal{O}(\text{MeV})$, which determines the relative size of those two terms in the denominator of z_m .

- In Fig. 5, we present two sets of numerical results from Ref. [17], represented by blue and red curves, respectively. The only difference between them lies in the choice of input parameters.

For the results represented by blue curves, instead of the W -boson mass, we choose the Fermi constant $G_\mu \approx 1.166 \times 10^{-5} \text{ GeV}^{-2}$ [1] from the muon lifetime as the input parameter at both LO and NLO. For the red curves, we use our input parameters α , m_W and m_Z to calculate the corresponding G_μ at both the tree and one-loop level. At the tree level, we have the relation

$$\sqrt{2}G_\mu^{\text{LO}} = \frac{\pi\alpha m_Z^2}{m_W^2(m_Z^2 - m_W^2)}. \quad (4.6)$$

With the numerical values of α , m_W and m_Z in Eqs. (4.1) and (4.2), we find the LO Fermi constant as $G_\mu^{\text{LO}} \approx 1.124 \times 10^{-5} \text{ GeV}^{-2}$. At the one-loop level, the relation is modified to

$$\sqrt{2}G_\mu^{\text{NLO}} = \frac{\pi\alpha m_Z^2}{m_W^2(m_Z^2 - m_W^2)} (1 + \Delta r). \quad (4.7)$$

With the transverse self-energies of gauge bosons $\Sigma_T^A(q^2)$, $\Sigma_T^W(q^2)$, $\Sigma_T^Z(q^2)$ and $\Sigma_T^{AZ}(q^2)$, the finite correction Δr can be expressed as [15, 34, 36]

$$\begin{aligned} \Delta r = & - \left. \frac{\partial \Sigma_T^A(q^2)}{\partial q^2} \right|_{q^2=0} + \frac{c^2}{s^2} \left[\frac{\Sigma_T^Z(m_Z^2)}{m_Z^2} - \frac{\Sigma_T^W(m_W^2)}{m_W^2} \right] + \frac{\Sigma_T^W(m_W^2) - \Sigma_T^W(0)}{m_W^2} \\ & - 2 \frac{c}{s} \frac{\Sigma_T^{AZ}(0)}{m_Z^2} + \frac{\alpha}{4\pi s^2} \left[6 + \frac{7 - 4s^2}{2s^2} \ln \left(\frac{m_W^2}{m_Z^2} \right) \right]. \end{aligned} \quad (4.8)$$

One can obtain that $\Delta r \approx 3.822\%$ and $G_\mu^{\text{NLO}} \approx 1.167 \times 10^{-5} \text{ GeV}^{-2}$, which is close to the value extracted from the muon lifetime. It can be observed that the tree-level results calculated by directly inputting G_μ (blue solid curves) differ from ours, while the tree-level ones using the corrected G_μ (red short-dashed curves) match ours very well. At the one-loop level, all three results are consistent with each other as the values of G_μ in different cases also perfectly agree.

- In Fig. 6 we plot our numerical results together with those from Ref. [29], which are calculated in the framework of the low-energy effective theory of the SM. At the tree level, there remains a notable difference between these two results. Similar to the case in Fig. 5, it comes from the different choices of input parameters. At the one-loop level, the results turn out to be very close to each other, while small differences can be ascribed to different frameworks and input parameters. A more detailed comparison seems to be quite nontrivial, since one should take care of the conversion between on-shell and $\overline{\text{MS}}$ parameters and renormalization-group running of the latter at the same order of perturbations.

It is worthwhile to stress that the determination of the relative size of the one-loop correction, i.e., whether the one-loop result is larger or smaller than the tree-level one, strongly depends on the theoretical framework and the choice of input parameters. For instance, let us compare the cross sections of ν_μ - e scattering in Fig. 5. Our calculation shows that the tree-level result (black solid curve) is smaller than the one-loop level one (black dashed curve), indicating that the radiative correction is positive. On the other hand, if G_μ instead of m_W is chosen as an input parameter, then a larger tree-level result (blue solid curve) is obtained, implying a negative

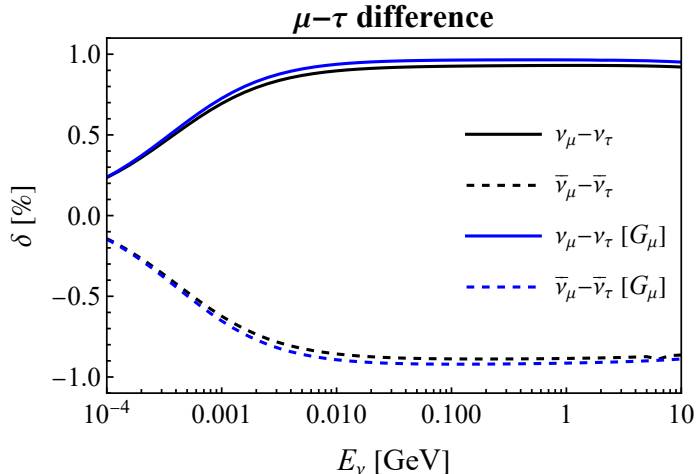


Figure 7: The differences in the cross sections of muon and tau neutrinos (black solid curve) and antineutrinos (black dashed curve). The results from Ref. [17] are plotted as blue curves.

one-loop correction. Similar circumstances also arise in Fig. 6, where not only is the value of G_μ different from ours, but also is that of $\sin^2 \theta_w$, making the discrepancy more pronounced. Admittedly, using G_μ from the muon decay as an input parameter yields a relatively smaller correction and a more precise result compared to that with m_W . However, without specifying the theoretical framework, naively stating the relative size and the sign of one-loop corrections is not physically meaningful. The main purpose of calculating higher-order corrections is to approach the true values of observables as closely as possible.

In the above discussions, we focus on neutrinos and antineutrinos of electron and muon flavors. For completeness, we now make a brief comment on the differences in the NLO cross sections of muon and tau (anti)neutrinos. As the LO cross sections are equal for muon and tau flavors, namely, $\sigma_0^{(\mu)} = \sigma_0^{(\tau)}$ and $\sigma_0^{(\bar{\mu})} = \sigma_0^{(\bar{\tau})}$, one can define

$$\delta_{\mu-\tau} \equiv \left[\sigma_1^{(\mu)} - \sigma_1^{(\tau)} \right] / \sigma_0^{(\mu)}, \quad \delta_{\bar{\mu}-\bar{\tau}} \equiv \left[\sigma_1^{(\bar{\mu})} - \sigma_1^{(\bar{\tau})} \right] / \sigma_0^{(\bar{\mu})}, \quad (4.9)$$

to characterize the differences at the NLO. The numerical results of $\delta_{\mu-\tau}$ and $\delta_{\bar{\mu}-\bar{\tau}}$ are shown as black curves in Fig. 7, while the results from Ref. [17] are also plotted as blue curves for reference. Since the relative differences are independent of the value of G_μ , the discrepancy between black and blue curves is not induced by the input parameters. However, the discrepancy is at most of $\mathcal{O}(0.1\%)$. The solid curves indicate the difference in neutrinos, while the dashed ones correspond to that for antineutrinos. For ν_μ and ν_τ involving only NC interactions, the flavor-dependent difference at the NLO is of $\mathcal{O}(1\%)$, which is consistent with previous conclusions [52].

4.2 Reactor Antineutrinos

As a practical application, considering one-loop corrections to the cross sections, we compute the event rates of the elastic $\bar{\nu}-e$ scattering in next-generation reactor neutrino experiments. The electron antineutrinos $\bar{\nu}_e$ from nuclear reactors are created in the fission of four dominant isotopes, i.e., ^{235}U , ^{238}U , ^{239}Pu and ^{241}Pu . The antineutrino flux $\phi_i(E_\nu)$ from the reactor i with the thermal

	^{235}U	^{238}U	^{239}Pu	^{241}Pu
f_i	0.561	0.076	0.307	0.056
ϵ_i/MeV	202.36	205.99	211.12	214.26

Table 1: The fission fraction f_i and the thermal energy ϵ_i released in each fission for four main isotopes in nuclear reactors [30, 31].

power P_i can be calculated as

$$\phi_i(E_\nu) = \frac{P_i}{\sum_j f_j \epsilon_j} \sum_j f_j S_j(E_\nu), \quad (4.10)$$

where f_j , ϵ_j and $S_j(E_\nu)$ are the fission fraction, the thermal energy released in each fission, and the neutrino flux per fission for the j -th isotope, respectively. In this work, the values of the first two parameters are adopted from Refs. [30, 31], as listed in Table 1 for reference. The spectrum can be expressed with a 5th order polynomial parametrization [53]

$$S_j(E_\nu) = \exp\left(\sum_{p=1}^6 \alpha_{pj} E_\nu^{p-1}\right), \quad (4.11)$$

where the corresponding coefficients for the isotope j at the $(p-1)$ -th order α_{pj} can be obtained from the Table VI of Ref. [53].

As the electron antineutrinos travel from the reactor to the detector, they may change from one flavor to another. The oscillation probability $P_{\alpha\beta}(E, L) \equiv P(\bar{\nu}_\alpha \rightarrow \bar{\nu}_\beta)$ of reactor antineutrinos with the energy E and the distance L between the nuclear power plants (NPPs) and the detector is given by

$$P_{\alpha\beta}(E, L) = \delta_{\alpha\beta} - 4 \sum_{i < j}^3 \text{Re}(U_{\alpha i} U_{\beta j} U_{\alpha j}^* U_{\beta i}^*) \sin^2\left(\frac{\Delta m_{ji}^2 L}{4E}\right) - 8\mathcal{J} \sum_{\gamma} \epsilon_{\alpha\beta\gamma} \sin\left(\frac{\Delta m_{21}^2 L}{4E}\right) \sin\left(\frac{\Delta m_{31}^2 L}{4E}\right) \sin\left(\frac{\Delta m_{32}^2 L}{4E}\right), \quad (4.12)$$

where $\Delta m_{ji}^2 \equiv m_j^2 - m_i^2$ (for $ji = 21, 31, 32$) are neutrino mass-squared differences, $U_{\alpha i}$ (for $\alpha = e, \mu, \tau$ and $i = 1, 2, 3$) denotes the elements of leptonic flavor mixing matrix [54–56], and $\epsilon_{\alpha\beta\gamma}$ is the three-dimensional Levi-Civita symbol. As advocated by Particle Data Group [1], U is parametrized by three mixing angles θ_{ij} ($ij = 12, 13, 23$) and one Dirac CP-violating phase δ_{CP} . Two possible Majorana-type CP phases are irrelevant for ordinary neutrino oscillations. The Jarlskog invariant can be expressed as $\mathcal{J} = \sin \theta_{12} \cos \theta_{12} \sin \theta_{23} \cos \theta_{23} \sin \theta_{13} \cos^2 \theta_{13} \sin \delta_{\text{CP}}$ [57, 58].

For the detector with the total electron number N_e and data-taking time t , the observed event spectrum of the elastic $\bar{\nu}_\alpha$ - e scattering with the differential cross section $d\sigma^{(\bar{\alpha})}/dT_e$ reads [59]

$$\frac{dN_\alpha}{dE_{\text{obs}}} = N_e t \sum_i \int_0^\infty dT_e \mathcal{G}(E_{\text{obs}}; T_e, \delta_E) \int_{E_\nu^{\text{min}}}^\infty P_{e\alpha}(E_\nu, L_i) \frac{\phi_i(E_\nu)}{4\pi L_i^2} \frac{d\sigma^{(\bar{\alpha})}(E_\nu)}{dT_e} dE_\nu, \quad (4.13)$$

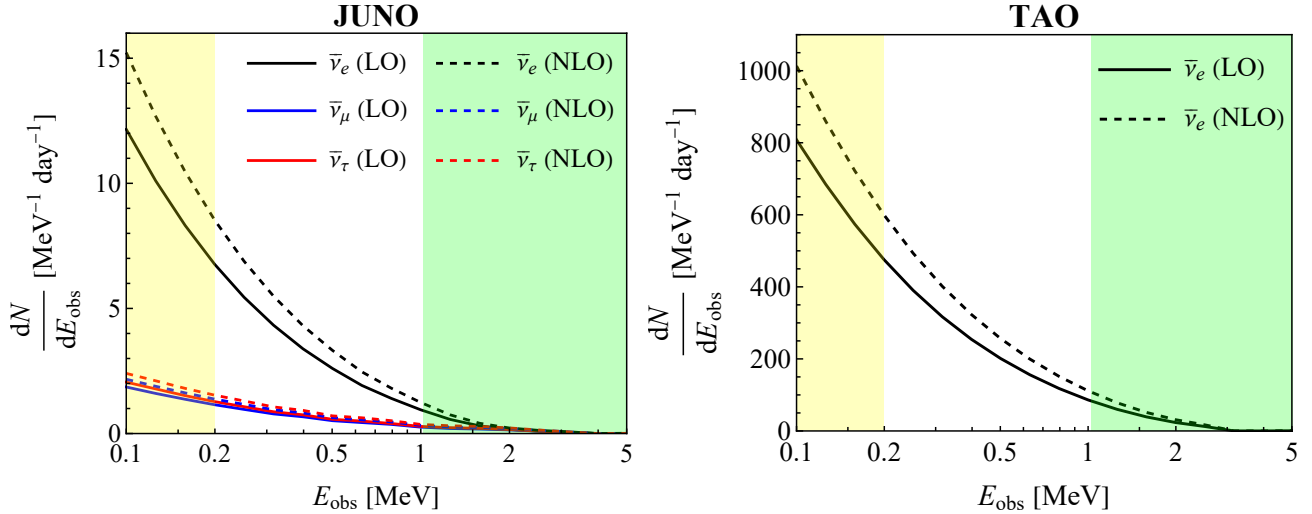


Figure 8: The observed event spectrum per day of the $\bar{\nu}_\alpha$ - e ($\alpha = e, \mu, \tau$) scattering in JUNO (left panel) and $\bar{\nu}_e$ - e scattering in TAO (right panel). The spectra of the three flavors of antineutrinos are separately plotted as black, blue and red curves. Solid curves represent the spectra calculated with the LO cross sections, while the dashed curves with the NLO ones. The yellow and the green shadows denote the regions of $E_{\text{obs}} \lesssim 0.2$ MeV and $E_{\text{obs}} \gtrsim 1$ MeV, where the backgrounds may be dominant over signals.

where E_{obs} stands for the observed energy, and the response function $\mathcal{G}(E_{\text{obs}}; T_e, \delta_E)$ is taken as the Gaussian function of E_{obs} with the electron recoil energy T_e and the energy resolution of the detector δ_E being the expectation value and the standard deviation, respectively. The minimal neutrino energy $E_\nu^{\text{min}} = T_e/2 + \sqrt{T_e(2m_e + T_e)}/2$ can be obtained from the kinematics for a given T_e . Finally, one should sum up the contributions from all the NPPs with the distance L_i and the antineutrino flux $\phi_i(E_\nu)$, while the flux and the oscillation probability can be read off from Eqs. (4.10) and (4.12).

Two reactor neutrino experiments will be considered. The first is Jiangmen Underground Neutrino Observatory (JUNO) experiment, which aims at determining neutrino mass ordering and precisely measuring oscillation parameters [30, 60]. Its central detector is located around 52.5 km away from both the Taishan (TS) and Yangjiang (YJ) NPPs, which accordingly has two 4.6 GW cores and six 2.9 GW cores. With a 20 kiloton liquid-scintillator (LS) target and a 12% hydrogen mass fraction, the electron number is about $N_e \approx 1.4 \times 10^{33}$. The energy resolution is expected to be better than 3% at 1 MeV.³

The second is Taishan Antineutrino Observatory (TAO), as a near detector of JUNO, is 44 m away from Taishan NPP reactor core-1 (TS-C1) and 217 m from the other one (TS-C2) [31]. It is built to provide a reference antineutrino spectrum for the JUNO detector in order to eliminate the impact of possible fine structures that can mimic neutrino oscillation patterns. The central detector contains 2.8 tons of LS with the number of electrons $N_e \approx 2 \times 10^{29}$. To study the fine structure of the antineutrino spectrum, the energy resolution is designed to be as high as 1.5% at 1 MeV [31].

With the above experimental setups, we are ready to numerically calculate the event rates

³The latest analysis shows that the energy resolution can now reach 2.95% at 1 MeV [61].

of $\bar{\nu}_\alpha$ - e scattering at both JUNO and TAO. For definiteness, we take the latest best-fit values of neutrino oscillation parameters in the case of normal mass ordering ($m_1 < m_2 < m_3$) from Ref. [62]. The event spectra are plotted in Fig. 8 for JUNO (left) and TAO (right), respectively. As a rough analysis of possible backgrounds for the signals of recoiled electrons in the LS detectors, we notice that for the observed energy $E_{\text{obs}} \lesssim 0.2$ MeV there will be huge radioactive backgrounds and dark noises, while for $E_{\text{obs}} \gtrsim 1$ MeV the misidentification of inverse-beta-decay (IBD) events $\bar{\nu}_e + p \rightarrow e^+ + n$ serves as a dominant background [30]. Hence these two regions are denoted apart with yellow and green shadows in Fig. 8. Some comments on the event spectrum are in order.

- It is interesting to mention that $\bar{\nu}_\mu$ and $\bar{\nu}_\tau$ appear in the JUNO detector due to significant oscillations of reactor antineutrinos for the chosen baseline. The event spectra for $\bar{\nu}_e$, $\bar{\nu}_\mu$ and $\bar{\nu}_\tau$ at JUNO are plotted in black, blue and red curves in the left panel of Fig. 8. The solid curves represent the spectra calculated with the LO cross sections, while the dashed ones with the NLO ones. In the range of $0.2 \text{ MeV} \lesssim E_{\text{obs}} \lesssim 1 \text{ MeV}$, there are approximately 10 events per day for $\bar{\nu}_e$, while for $\bar{\nu}_\mu$ and $\bar{\nu}_\tau$ there are less than 1 event per day. The difference between the $\bar{\nu}_\mu$ and $\bar{\nu}_\tau$ event spectra is negligibly small.
- Due to the short baseline, reactor antineutrinos do not oscillate significantly when arriving at TAO. Therefore, we only consider the $\bar{\nu}_e$ - e scattering events. The event rate is $\mathcal{O}(10^2)$ per day, which is much larger than those at JUNO. Thanks to the high energy resolution and sufficiently large event rates, one can achieve precise measurements of the neutrino spectrum. On the other hand, the $\bar{\nu}_e$ spectrum can be accurately measured in the IBD channel. With the one-loop cross sections as the input quantities for analyzing the experimental data, we can place more restrictive constraints on possible new-physics scenarios for neutrino interactions.

The detection of recoiled electrons from $\bar{\nu}_\mu$ and $\bar{\nu}_\tau$ will turn JUNO into an appearance experiment. This is in fact very challenging due to enormous backgrounds for single events and the irreducible background from the $\bar{\nu}_e$ - e scattering. However, the latter can be predicted by first reconstructing the $\bar{\nu}_e$ flux from the IBD events (at both JUNO and TAO) and then calculating the event rate of $\bar{\nu}_e$ - e scattering. A dedicated study of the $\bar{\nu}_\mu$ and $\bar{\nu}_\tau$ appearance in JUNO and the experimental sensitivity of TAO to the cross section of $\bar{\nu}_e$ - e scattering will be left for future works.

5 Summary

In this paper, we have carried out an independent and complete calculation of the differential cross sections for elastic neutrino-electron scattering at the one-loop level in the SM. First, we accomplish the one-loop renormalization of the SM in the on-shell scheme and choose the fine-structure constant α and the on-shell masses $\{m_W, m_Z, m_h, m_f\}$ of the weak gauge bosons, the Higgs boson and the SM fermions as input parameters. By using the latest values of the input parameters, we numerically calculate the differential cross sections and make a comparison between our results and the previous ones in the literature. An excellent agreement has been found if the same scheme and input parameters are adopted. Our calculation will be useful in the coming era of precision neutrino physics when searching for the new-physics effects with the precision

data. Second, as a practical application, we compute the event rates for the elastic scattering of reactor antineutrinos in the forthcoming JUNO and TAO experiments. We point out that the elastic neutrino-electron scattering can be implemented to probe the appearance of $\bar{\nu}_\mu$ and $\bar{\nu}_\tau$ in the JUNO detector. However, a realistic analysis of the relevant backgrounds in JUNO deserves further dedicated studies. For the TAO detector, as the event rate is large enough, it is promising to precisely measure the cross section of elastic neutrino-electron scattering. The combined analysis of both elastic neutrino-electron scattering and the IBD process will be helpful.

Although we have concentrated on reactor neutrinos, the results obtained in this work are also applicable to the detection of supernova neutrinos and accelerator neutrinos in a broad range of neutrino energies. While JUNO is expected to improve the precision of oscillation parameters Δm_{31}^2 , Δm_{21}^2 and θ_{12} to the sub-percent level [60], the accelerator neutrino oscillation experiments DUNE [63] and T2HK [64] are aiming to determine the octant of θ_{23} and measure the leptonic CP-violating phase δ_{CP} with a reasonably high accuracy. Theoretical calculations of the observables in the SM by including radiative corrections become indispensable. In particular, precise calculations in the neutrino sector will enable future neutrino experiments to draw more stringent constraints on the new-physics scenarios beyond the SM [65–69].

Acknowledgments

This work was supported in part by the National Natural Science Foundation of China under grant No. 11835013 and No. 12475113, and by the CAS Project for Young Scientists in Basic Research (YSBR-099). All Feynman diagrams in this work are generated by `FeynArts` [70], and loop integrals are calculated with the help of `Package-X` [38, 39].

References

- [1] S. Navas, et al., Review of particle physics, *Phys. Rev. D* 110 (3) (2024) 030001.
- [2] Z.-z. Xing, Flavor structures of charged fermions and massive neutrinos, *Phys. Rept.* 854 (2020) 1–147. [arXiv:1909.09610](https://arxiv.org/abs/1909.09610).
- [3] S. L. Glashow, Partial Symmetries of Weak Interactions, *Nucl. Phys.* 22 (1961) 579–588.
- [4] S. Weinberg, A Model of Leptons, *Phys. Rev. Lett.* 19 (1967) 1264–1266.
- [5] A. Salam, Weak and Electromagnetic Interactions, *Conf. Proc. C* 680519 (1968) 367–377.
- [6] G. 't Hooft, Predictions for neutrino-electron cross-sections in Weinberg's model of weak interactions, *Phys. Lett. B* 37 (1971) 195–196.
- [7] T. D. Lee, A. Sirlin, Possible Method of Determining the Moment of Charge of ν_e , *Rev. Mod. Phys.* 36 (1964) 666–669.
- [8] G. 't Hooft, Renormalization of Massless Yang-Mills Fields, *Nucl. Phys. B* 33 (1971) 173–199.

- [9] G. 't Hooft, Renormalizable Lagrangians for Massive Yang-Mills Fields, Nucl. Phys. B 35 (1971) 167–188.
- [10] G. 't Hooft, M. J. G. Veltman, Regularization and Renormalization of Gauge Fields, Nucl. Phys. B 44 (1972) 189–213.
- [11] B. W. Lee, J. Zinn-Justin, Spontaneously Broken Gauge Symmetries Part 1: Preliminaries, Phys. Rev. D 5 (1972) 3121–3137.
- [12] B. W. Lee, J. Zinn-Justin, Spontaneously Broken Gauge Symmetries Part 2: Perturbation Theory and Renormalization, Phys. Rev. D 5 (1972) 3137–3155, [Erratum: Phys.Rev.D 8, 4654 (1973)].
- [13] B. W. Lee, J. Zinn-Justin, Spontaneously Broken Gauge Symmetries Part 3: Equivalence, Phys. Rev. D 5 (1972) 3155–3160.
- [14] B. W. Lee, J. Zinn-Justin, Spontaneously Broken Gauge Symmetries Part 4: General Gauge Formulation, Phys. Rev. D 7 (1973) 1049–1056.
- [15] A. Sirlin, Radiative Corrections in the $SU(2)_L \times U(1)$ Theory: A Simple Renormalization Framework, Phys. Rev. D 22 (1980) 971–981.
- [16] W. J. Marciano, A. Sirlin, Radiative Corrections to Neutrino Induced Neutral Current Phenomena in the $SU(2)_L \times U(1)$ Theory, Phys. Rev. D 22 (1980) 2695, [Erratum: Phys.Rev.D 31, 213 (1985)].
- [17] S. Sarantakos, A. Sirlin, W. J. Marciano, Radiative Corrections to Neutrino-Lepton Scattering in the $SU(2)_L \otimes U(1)$ Theory, Nucl. Phys. B 217 (1983) 84–116.
- [18] K.-i. Aoki, Z. Hioki, R. Kawabe, M. Konuma, T. Muta, One-Loop Corrections to ν - e Scattering in Weinberg-Salam Theory: Neutral Current Processes, Prog. Theor. Phys. 64 (1980) 707.
- [19] K.-i. Aoki, Z. Hioki, R. Kawabe, M. Konuma, T. Muta, Electroweak Radiative Corrections to High Energy νe Scatterings, Prog. Theor. Phys. 65 (1981) 1001.
- [20] K.-i. Aoki, Z. Hioki, Hard Photon Emission in High energy νe Scatterings, Prog. Theor. Phys. 66 (1981) 2234.
- [21] P. Salomonson, Y. Ueda, Renormalization Effects on Neutrino electron Scattering in the Weinberg-Salam Theory of Leptons, Phys. Rev. D 11 (1975) 2606.
- [22] M. Green, M. J. G. Veltman, Weak and Electromagnetic Radiative Corrections to Low-Energy Processes, Nucl. Phys. B 169 (1980) 137–164, [Erratum: Nucl.Phys.B 175, 547 (1980)].
- [23] F. Antonelli, L. Maiani, Electromagnetic Corrections to Neutrino Processes in the Leading Logarithmic Approximation: The Value of $\sin^2 \theta$ and the W and Z Masses, Nucl. Phys. B 186 (1981) 269–286.

- [24] D. Y. Bardin, P. K. Khristova, O. M. Fedorenko, On the Lowest Order Electroweak Corrections to Spin- $\frac{1}{2}$ Fermion Scattering: (II). The One-Loop Amplitudes, Nucl. Phys. B 197 (1982) 1–44.
- [25] K. I. Aoki, Z. Hioki, M. Konuma, R. Kawabe, T. Muta, Electroweak Theory. Framework of On-Shell Renormalization and Study of Higher Order Effects, Prog. Theor. Phys. Suppl. 73 (1982) 1–225.
- [26] W. J. Marciano, Z. Parsa, Neutrino electron scattering theory, J. Phys. G 29 (2003) 2629–2645. [arXiv:hep-ph/0403168](#).
- [27] A. Sirlin, A. Ferroglia, Radiative Corrections in Precision Electroweak Physics: a Historical Perspective, Rev. Mod. Phys. 85 (1) (2013) 263–297. [arXiv:1210.5296](#).
- [28] J. N. Bahcall, M. Kamionkowski, A. Sirlin, Solar neutrinos: Radiative corrections in neutrino-electron scattering experiments, Phys. Rev. D 51 (1995) 6146–6158. [arXiv:astro-ph/9502003](#).
- [29] O. Tomalak, R. J. Hill, Theory of elastic neutrino-electron scattering, Phys. Rev. D 101 (3) (2020) 033006. [arXiv:1907.03379](#).
- [30] F. An, et al., Neutrino Physics with JUNO, J. Phys. G 43 (3) (2016) 030401. [arXiv:1507.05613](#).
- [31] A. Abusleme, et al., TAO Conceptual Design Report: A Precision Measurement of the Reactor Antineutrino Spectrum with Sub-percent Energy Resolution (5 2020). [arXiv:2005.08745](#).
- [32] M. Bohm, H. Spiesberger, W. Hollik, On the 1-Loop Renormalization of the Electroweak Standard Model and Its Application to Leptonic Processes, Fortsch. Phys. 34 (1986) 687–751.
- [33] W. F. L. Hollik, Radiative Corrections in the Standard Model and their Role for Precision Tests of the Electroweak Theory, Fortsch. Phys. 38 (1990) 165–260.
- [34] A. Denner, Techniques for calculation of electroweak radiative corrections at the one-loop level and results for W -physics at LEP 200, Fortsch. Phys. 41 (1993) 307–420. [arXiv:0709.1075](#).
- [35] M. Bohm, A. Denner, H. Joos, Gauge theories of the strong and electroweak interaction, Vieweg+Teubner Verlag, Wiesbaden, 2001.
- [36] A. Denner, S. Dittmaier, Electroweak Radiative Corrections for Collider Physics, Phys. Rept. 864 (2020) 1–163. [arXiv:1912.06823](#).
- [37] J. Huang, S. Zhou, Mikheyev-Smirnov-Wolfenstein matter potential at the one-loop level in the Standard Model, Phys. Rev. D 108 (9) (2023) 093010. [arXiv:2307.04685](#).
- [38] H. H. Patel, Package-X: A Mathematica package for the analytic calculation of one-loop integrals, Comput. Phys. Commun. 197 (2015) 276–290. [arXiv:1503.01469](#).

- [39] H. H. Patel, Package-X 2.0: A Mathematica package for the analytic calculation of one-loop integrals, *Comput. Phys. Commun.* 218 (2017) 66–70. [arXiv:1612.00009](#).
- [40] G. Passarino, M. J. G. Veltman, One Loop Corrections for e^+e^- Annihilation Into $\mu^+\mu^-$ in the Weinberg Model, *Nucl. Phys. B* 160 (1979) 151–207.
- [41] N. Cabibbo, Unitary Symmetry and Leptonic Decays, *Phys. Rev. Lett.* 10 (1963) 531–533.
- [42] M. Kobayashi, T. Maskawa, CP Violation in the Renormalizable Theory of Weak Interaction, *Prog. Theor. Phys.* 49 (1973) 652–657.
- [43] T. Kinoshita, Mass singularities of Feynman amplitudes, *J. Math. Phys.* 3 (1962) 650–677.
- [44] T. D. Lee, M. Nauenberg, Degenerate Systems and Mass Singularities, *Phys. Rev.* 133 (1964) B1549–B1562.
- [45] M. Ram, Inner Bremsstrahlung in Low-Energy Electron-Neutrino (Antineutrino) Scattering, *Phys. Rev.* 155 (1967) 1539–1553.
- [46] G. Aad, et al., Measurement of the W-boson mass and width with the ATLAS detector using proton-proton collisions at $\sqrt{s} = 7$ TeV (3 2024). [arXiv:2403.15085](#).
- [47] Measurement of the W boson mass in proton-proton collisions at $\sqrt{s} = 13$ TeV (2024).
- [48] T. Aaltonen, et al., High-precision measurement of the W boson mass with the CDF II detector, *Science* 376 (6589) (2022) 170–176.
- [49] A. Sirlin, Theoretical considerations concerning the Z^0 mass, *Phys. Rev. Lett.* 67 (1991) 2127–2130.
- [50] A. Sirlin, Observations concerning mass renormalization in the electroweak theory, *Phys. Lett. B* 267 (1991) 240–242.
- [51] A. Pilaftsis, Resonant CP violation induced by particle mixing in transition amplitudes, *Nucl. Phys. B* 504 (1997) 61–107. [arXiv:hep-ph/9702393](#).
- [52] V. Brdar, X.-J. Xu, Beyond tree level with solar neutrinos: Towards measuring the flavor composition and CP violation, *Phys. Lett. B* 846 (2023) 138255. [arXiv:2306.03160](#).
- [53] T. A. Mueller, et al., Improved Predictions of Reactor Antineutrino Spectra, *Phys. Rev. C* 83 (2011) 054615. [arXiv:1101.2663](#).
- [54] B. Pontecorvo, Inverse beta processes and nonconservation of lepton charge, *Zh. Eksp. Teor. Fiz.* 34 (1957) 247.
- [55] Z. Maki, M. Nakagawa, S. Sakata, Remarks on the unified model of elementary particles, *Prog. Theor. Phys.* 28 (1962) 870–880.
- [56] B. Pontecorvo, Neutrino Experiments and the Problem of Conservation of Leptonic Charge, *Zh. Eksp. Teor. Fiz.* 53 (1967) 1717–1725.

- [57] C. Jarlskog, Commutator of the Quark Mass Matrices in the Standard Electroweak Model and a Measure of Maximal CP Nonconservation, *Phys. Rev. Lett.* 55 (1985) 1039.
- [58] D.-d. Wu, The Rephasing Invariants and CP, *Phys. Rev. D* 33 (1986) 860.
- [59] H.-L. Li, Y.-F. Li, M. Wang, L.-J. Wen, S. Zhou, Towards a complete reconstruction of supernova neutrino spectra in future large liquid-scintillator detectors, *Phys. Rev. D* 97 (6) (2018) 063014. [arXiv:1712.06985](#).
- [60] A. Abusleme, et al., Sub-percent precision measurement of neutrino oscillation parameters with JUNO, *Chin. Phys. C* 46 (12) (2022) 123001. [arXiv:2204.13249](#).
- [61] A. Abusleme, et al., Prediction of Energy Resolution in the JUNO Experiment (5 2024). [arXiv:2405.17860](#).
- [62] I. Esteban, M. C. Gonzalez-Garcia, M. Maltoni, I. Martinez-Soler, J. a. P. Pinheiro, T. Schwetz, NuFit-6.0: Updated global analysis of three-flavor neutrino oscillations (10 2024). [arXiv:2410.05380](#).
- [63] R. Acciarri, et al., Long-Baseline Neutrino Facility (LBNF) and Deep Underground Neutrino Experiment (DUNE): Conceptual Design Report, Volume 2: The Physics Program for DUNE at LBNF (12 2015). [arXiv:1512.06148](#).
- [64] K. Abe, et al., Hyper-Kamiokande Design Report (5 2018). [arXiv:1805.04163](#).
- [65] S. A. R. Ellis, K. J. Kelly, S. W. Li, Current and Future Neutrino Oscillation Constraints on Leptonic Unitarity, *JHEP* 12 (2020) 068. [arXiv:2008.01088](#).
- [66] S. J. Parke, R. Zukanovich-Funchal, A Mass Ordering Sum Rule for the Neutrino Disappearance Channels in T2K, NOvA and JUNO (4 2024). [arXiv:2404.08733](#).
- [67] G. F. S. Alves, A. P. Ferreira, S. W. Li, P. A. N. Machado, Y. F. Perez-Gonzalez, Measuring the weak mixing angle at SBND (9 2024). [arXiv:2409.07430](#).
- [68] V. Brdar, L. J. Ferreira Leite, G. A. Parker, X.-J. Xu, Neutrino charge radius and additional one-loop radiative corrections at ultraneutrino reactor experiments, *Phys. Rev. D* 110 (11) (2024) 113005. [arXiv:2410.00107](#).
- [69] C. Giunti, K. Kouzakov, Y.-F. Li, A. Studenikin, Neutrino Electromagnetic Properties (11 2024). [arXiv:2411.03122](#).
- [70] T. Hahn, Generating Feynman diagrams and amplitudes with FeynArts 3, *Comput. Phys. Commun.* 140 (2001) 418–431. [arXiv:hep-ph/0012260](#).