

Evidence for multiband gapless superconductivity in the topological superconductor candidate 4Hb-TaS₂

Hanru Wang,^{1,2,*} Yihan Jiao,^{1,*} Fanyu Meng,^{3,4,*} Xu Zhang,¹ Dongzhe Dai,¹ Chengpeng Tu,¹ Chengcheng Zhao,¹ Lu Xin,¹ Sicheng Huang,¹ Hechang Lei,^{3,4,†} and Shiyun Li^{1,2,5,6,‡}

¹*State Key Laboratory of Surface Physics, Department of Physics, Fudan University, Shanghai 200438, China*

²*Shanghai Research Center for Quantum Sciences, Shanghai 201315, China*

³*School of Physics and Beijing Key Laboratory of Opto-electronic Functional Materials & Micro-nano Devices, Renmin University of China, Beijing 100872, China*

⁴*Key Laboratory of Quantum State Construction and Manipulation (Ministry of Education), Renmin University of China, Beijing 100872, China*

⁵*Shanghai Branch, Hefei National Laboratory, Shanghai 201315, China*

⁶*Collaborative Innovation Center of Advanced Microstructures, Nanjing 210093, China*

(Dated: December 12, 2024)

We present the ultralow-temperature thermal conductivity measurements on single crystals of transition-metal dichalcogenide material 4Hb-TaS₂, which has recently been proposed as a topological superconductor candidate. In zero field, a small residual linear term κ_0/T is observed, indicating the existence of a residual density of states in the superconducting state. The slow field dependence of κ_0/T at low fields rules out the presence of nodes in the superconducting gap, and the S-shaped field dependence across the full field range suggests multiple superconducting gaps in 4Hb-TaS₂. Our results provide evidence for multiband gapless superconductivity in 4Hb-TaS₂, and the residual density of states come from certain gapless Fermi surfaces.

Topological superconductor (TSC) has emerged as a pivotal topic in condensed matter physics due to their ability to host Majorana zero modes (MZMs) [1–3]. MZMs obey non-Abelian statistics and could be utilized to realize the fault-tolerant quantum computing [4]. The chiral superconductor is considered one of the most promising platforms for realizing intrinsic topological superconductivity [5]. For 2D chiral TSCs, the simplest model is the chiral $p_x + ip_y$ pairing state of spinless fermions, which predicts chiral Majorana edge modes and a single Majorana zero mode in a superconducting vortex [6, 7]. Up to now, chiral superconductors have rarely been observed experimentally, with the main candidates being Sr₂RuO₄ [8–10], UPt₃ [11, 12] and UTe₂ [13–15]. However, the latest nuclear magnetic resonance (NMR) experiments have ruled out spin-triplet pairing in Sr₂RuO₄ [16]. Therefore, it is crucial to identify more intrinsic topological superconductors and thoroughly investigate their superconducting pairing nature.

The transition-metal dichalcogenide (TMD) material 4Hb-TaS₂ has recently attracted significant attention due to its natural van der Waals heterostructure (vdWH), which is crystallized in a layered hexagonal lattice and consists of alternating layers of 1T-TaS₂ and 1H-TaS₂, as shown in Fig. 1(a). Monolayer 1T-TaS₂ is a strongly correlated Mott insulator and was proposed to be a quantum spin liquid (QSL) candidate [17]. Meanwhile, monolayer 1H-TaS₂ exhibits Ising superconductivity with a superconducting transition temperature $T_c = 3.4$ K [18, 19]. Muon spin relaxation (μ SR) measurements

reported the signature of time-reversal symmetry breaking below T_c , suggesting that 4Hb-TaS₂ is a chiral superconductor candidate [20]. Furthermore, recent scanning tunneling microscopy (STM) experiments have observed topological edge states in 4Hb-TaS₂, indicating it could be a natural topological superconductor [21]. Two-component nematic superconductivity [22, 23] and the finite momentum pairing superconducting states [24] have also been proposed. Additionally, the magnetic memory effect observed in 4Hb-TaS₂ suggests an unusual magnetic phase above T_c [25], which may favor an interlayer spin-triplet pairing state [26]. All these results establish 4Hb-TaS₂ as an ideal system for exploring topological superconductivity, unconventional magnetism and their interplay within the monolayer limit.

Clarifying the superconducting gap structure will provide valuable insights into the superconducting pairing mechanism. Both specific heat and transverse-field μ SR measurements showed a fully gapped superconductivity in 4Hb-TaS₂ [20]. However, scanning tunneling spectroscopy (STS) measurements on monolayer 1H-TaS₂ [27] and on 1H layer of 6R-TaS₂ (another stacking of 1T-TaS₂ and 1H-TaS₂) [28] have revealed a V-shaped nodal-like superconducting gap. More interestingly, a residual linear term in the electronic specific heat was found in the superconducting state of 4Hb-TaS₂, with the origin unknown [20]. A recent theory attributed it to the gapless superconductivity displaying on part of the Fermi surfaces [29]. Finite in-gap density of states (DOS) were also observed in STS experiments [21, 28], which was attributed to topological nodal-point superconductivity associated with the inter-orbital pairing channel [21]. Therefore, the superconducting gap structure of 4Hb-TaS₂ remains

* These authors contributed equally to this work.

† Contact author: hlei@ruc.edu.cn

‡ Contact author: shiyun.li@fudan.edu.cn

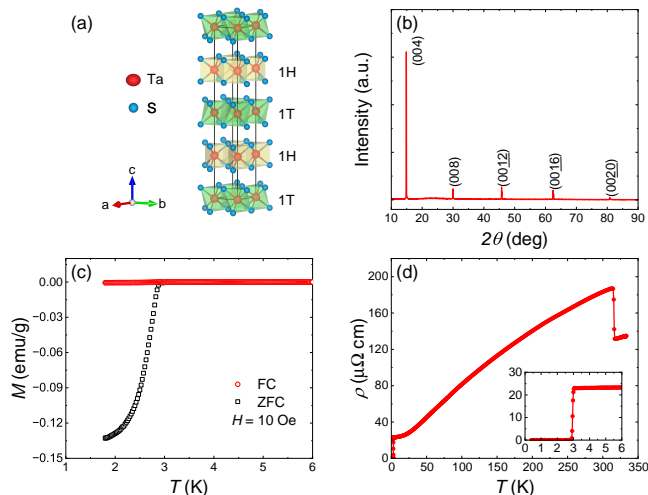


FIG. 1. (a) Crystal structure of 4Hb-TaS₂. (b) The X-ray diffraction pattern for the largest natural surface of 4Hb-TaS₂ single crystal. Only (00*l*) Bragg peaks were observed. (c) Low temperature dc magnetization of a 4Hb-TaS₂ single crystal at $H = 10$ Oe, parallel to the ab plane, with both zero-field-cooling (ZFC) and field-cooling (FC) processes. (d) In-plane resistivity of 4Hb-TaS₂ single crystal in zero field. The inset shows the superconducting transition at low temperature.

unclear, highlighting the need for further experimental investigation.

In this Letter, we report the ultralow-temperature thermal conductivity measurements on 4Hb-TaS₂ single crystals. In zero field, a small residual linear term κ_0/T is observed, suggesting the presence of residual DOS in the superconducting state. The field dependence of κ_0/T exhibits a slow increase at low field, followed by an S-shaped curve across the entire field range, indicating multiple nodeless superconducting gaps. Based on these experimental results, we infer that 4Hb-TaS₂ likely hosts multiband gapless superconductivity, i.e., with some Fermi surfaces fully gapped and certain Fermi surfaces gapless.

Single crystals of 4Hb-TaS_{1.99}Se_{0.01} were grown by the chemical vapor transport method [30]. A tiny amount of Se doping enhances the stability of the crystal structure and significantly increases the superconducting volume fraction, which has been done in most previous studies [20–23, 25, 31–33]. The X-ray diffraction (XRD) measurement was performed on an X-ray diffractometer (D8 Advance, Bruker). The largest natural surface of 4Hb-TaS₂ single crystals was determined to be the (00*l*) plane, as illustrated in Fig. 1(b). The dc magnetization measurement was performed down to 1.8 K using a magnetic property measurement system (MPMS, Quantum Design). The specific heat and in-plane resistivity were measured in a physical property measurement system (PPMS, Quantum Design) equipped with a ³He cryostat. Samples for resistivity and thermal conductivity measurements were cut into rectangular shapes. The dimensions were 2.68×0.61

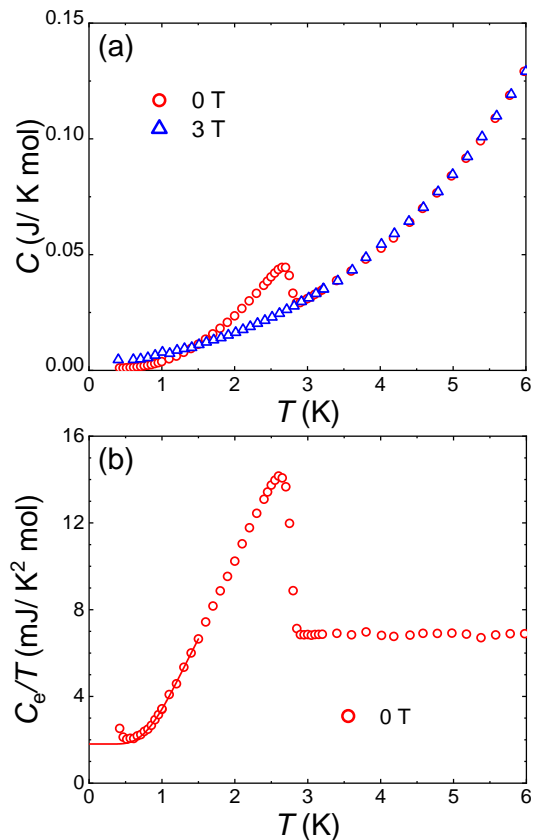


FIG. 2. (a) Temperature dependence of the specific heat for 4Hb-TaS₂ single crystal in zero field and 3 T. (b) Zero-field electronic specific heat C_e obtained by subtracting the phonon specific heat, plotted as C_e/T vs T . The red line is a fit of the data between 0.8 and 1.5 K to $C_e/T = \gamma_r + \frac{A}{T} \exp(-\Delta/kT)$. A linear term $\gamma_r = 1.80 \pm 0.07$ mJ K⁻² mol⁻¹ is obtained, accounting for 26% of the total electronic specific heat in the normal state.

$\times 0.071$ mm³ for Sample A and $1.70 \times 0.89 \times 0.062$ mm³ for Sample B, respectively. Four silver wires were attached to the sample with silver paint. The thermal conductivity was measured in a dilution refrigerator, using a standard four-wire steady-state method with two RuO₂ chip thermometers, calibrated *in situ* against a reference RuO₂ thermometer. To ensure a homogeneous field distribution in the sample, all fields were applied at a temperature above T_c for transport measurements.

Figure 1(c) plots the low-temperature dc magnetization of a 4Hb-TaS₂ single crystal at 10 Oe ($\mu_0 H \parallel ab$) with both zero-field-cooling (ZFC) and field-cooling (FC) processes, showing a clear diamagnetic superconducting transition at $T_c \approx 2.9$ K. Figure 1(d) presents the in-plane resistivity of 4Hb-TaS₂ Sample A from 0.35 to 330 K. The sharp anomaly at 315 K is due to the $\sqrt{13} \times \sqrt{13}$ commensurate charge density wave (CCDW) transition in the 1T layer [34]. As shown in the inset of Fig. 1(d), the T_c defined by $\rho = 0$ is 2.9 K, in agreement with the magnetization measurement. The

normal-state resistivity from 3 to 50 K can be well fitted by the Fermi liquid behavior $\rho(T) = \rho_0 + AT^2$, with the residual resistivity $\rho_0 = 22.8 \mu\Omega \text{ cm}$. The residual resistivity ratio $RRR = \rho(300 \text{ K})/\rho_0$ is 8.1.

The specific heat of 4Hb-TaS₂ single crystal in zero field and 3 T is displayed in Fig. 2(a). In zero field, a clear jump near T_c is observed. Above T_c , the zero-field data from 3 to 6 K can be well fitted by $C = \gamma_n T + \beta T^3 + \delta T^5$, which gives the electronic specific-heat coefficient $\gamma_n = 6.86 \text{ mJ K}^{-2} \text{ mol}^{-1}$, the phononic coefficient $\beta = 0.378 \text{ mJ K}^{-4} \text{ mol}^{-1}$ and $\delta = 0.0009 \text{ mJ K}^{-6} \text{ mol}^{-1}$. After subtracting the phonon contribution, given by $\beta T^3 + \delta T^5$, the electronic specific heat C_e is depicted in Fig. 2(b) as C_e/T versus T . In zero field, C_e/T exhibits an upturn below 0.5 K. A similar upturn was also observed in bulk 1T-TaS₂ and possibly originates from the nuclear Schottky anomaly [35]. C_e/T between 0.8 and 1.5 K can be well fitted by the formula $C_e/T = \gamma_r + \frac{A}{T} \exp(-\Delta/kT)$, where the data is essentially unaffected by the low-temperature upturn. The fitting gives an energy gap $\Delta = 0.39 \text{ meV}$ and a finite residual linear term $\gamma_r = 1.80 \text{ mJ K}^{-2} \text{ mol}^{-1}$. The magnitude of the superconducting gap Δ is similar to that observed in μSR and STM measurements [20, 21], demonstrating the validity of the fitting. The observation of finite residual linear term γ_r is consistent with previous study [20], which will be discussed late.

To determine the upper critical field $\mu_0 H_{c2}(0)$ of 4Hb-TaS₂, we measured the low-temperature in-plane resistivity of Sample A in various magnetic fields ($\mu_0 H \parallel c$) up to 3 T, as shown in Fig. 3(a). The temperature dependence of $H_{c2}(T)$, defined by $\rho = 0$ in Fig. 3(a), is plotted in Fig. 3(b). The red line is a linear fit to $\mu_0 H_{c2}(T)$, which can be described by the three-dimensional (3D) anisotropic Ginzburg-Landau (GL) theory [36],

$$\mu_0 H_{c2}(T) = \frac{\phi_0}{2\pi\xi_{\text{GL}}(T)^2} = \frac{\phi_0}{2\pi\xi_{\text{GL}}(0)^2} \left(1 - \frac{T}{T_c}\right), \quad (1)$$

where $\phi_0 = 2.07 \times 10^{-7} \text{ Oe cm}^2$ is the magnetic flux quantum, and $\xi_{\text{GL}}(0)$ is the zero-temperature in-plane GL coherence length. The fit gives $\mu_0 H_{c2}(0) \approx 0.96 \text{ T}$ and $\xi_{\text{GL}}(0) \approx 18.5 \text{ nm}$.

Compared to specific heat experiments, ultralow-temperature thermal conductivity measurement eliminates the influence of nuclear Schottky effect, thereby providing more convincing evidence for low-lying excitations and detailed information about the superconducting gap structure [37]. In Fig. 4(a), we present the in-plane thermal conductivity of two 4Hb-TaS₂ single crystals in zero field. The thermal conductivity at very low temperature can usually be fitted to $\kappa/T = a + bT^{\alpha-1}$, in which the two terms aT and bT^{α} represent contributions from electrons and phonons, respectively [38, 39]. The residual linear term $\kappa_0/T \equiv a$ can be obtained by extrapolating κ/T to $T = 0$. Because of the specular reflections of phonons at the sample

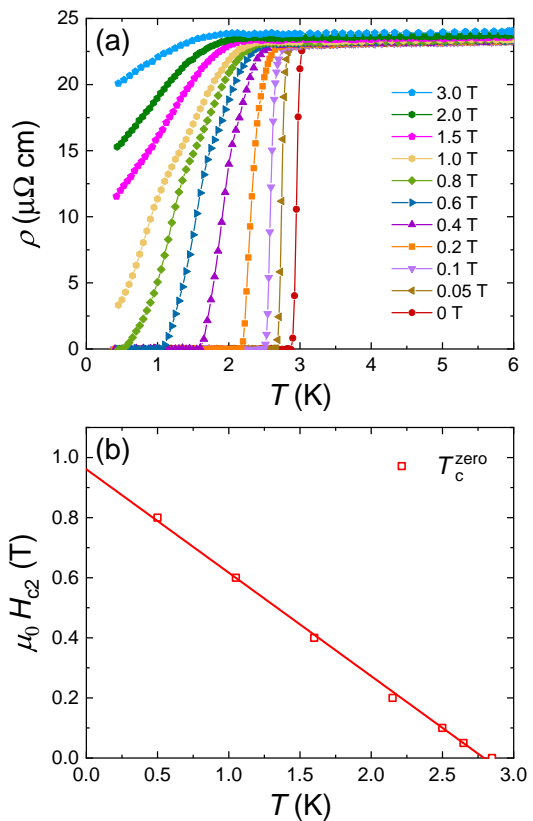


FIG. 3. (a) Low-temperature in-plane resistivity of 4Hb-TaS₂ Sample A in magnetic fields up to 3 T. (b) Temperature dependence of the upper critical field $\mu_0 H_{c2}$, extracted from the T_c^{zero} values in (a). The red line is a linear fit of $\mu_0 H_{c2}$, which gives $\mu_0 H_{c2}(0) \approx 0.96 \text{ T}$.

surfaces, the power α in the second term is typically between 2 and 3 [38, 39]. In zero field, the fitting below 0.4 K gives $(\kappa_0/T)_A = 24 \pm 4 \mu\text{W K}^{-2} \text{ cm}^{-1}$ for Sample A and $(\kappa_0/T)_B = 24 \pm 3 \mu\text{W K}^{-2} \text{ cm}^{-1}$ for Sample B, with $\alpha_A = 2.49 \pm 0.04$ and $\alpha_B = 2.54 \pm 0.05$, respectively. Comparing with our experimental uncertainty $\pm 5 \mu\text{W K}^{-2} \text{ cm}^{-1}$, this κ_0/T value is not negligible. For Sample A, according to the Wiedemann-Franz law, the expected value for the normal-state κ_{N0}/T is calculated as $L_0/\rho_0(0.96\text{T}) = 1.065 \text{ mW K}^{-2} \text{ cm}^{-1}$, where $L_0 = 2.45 \times 10^{-8} \text{ W } \Omega \text{ K}^{-2}$ is the Lorenz ratio and $\rho_0(0.96\text{T}) = 23.0 \mu\Omega \text{ cm}$. The ratio $(\kappa_0/T)/(\kappa_{\text{N0}}/T)$ for Sample A is about 2.3%. Similarly, for Sample B, the corresponding ratio is 2.7%. The finite residual linear term in thermal conductivity strongly supports the presence of residual DOS in the superconducting state of 4Hb-TaS₂.

A natural explanation for the residual DOS in superconducting states is the nodal quasiparticles from a nodal superconducting gap. In conventional s -wave superconductors, since all electrons form Cooper pairs, there are no fermionic quasiparticles to conduct heat as $T \rightarrow 0$. Therefore, there is no residual linear term κ_0/T , as seen in Nb [40] and NbSe₂ [41]. On the contrary,

for nodal superconductors, a substantial κ_0/T in zero field contributed by nodal quasiparticles has been found. For instance, the κ_0/T of the overdoped d -wave cuprate superconductor $\text{Tl}_2\text{Ba}_2\text{CuO}_{6+\delta}$ (Tl-2201, $T_c = 15$ K) is $1.41 \text{ mW K}^{-2} \text{ cm}^{-1}$, $\sim 36\%$ κ_{N0}/T [42].

However, compared to Tl-2201, the residual κ_0/T in 4Hb-TaS₂ is significantly smaller. In fact, if the superconducting gap exhibits line nodes imposed by symmetry, the magnitude of κ_0/T is expected to be a universal value, independent of the impurity scattering rate. The universal conductivity has been validated in various nodal superconductors, such as Tl-2201 [42] and $\text{YBa}_2\text{Cu}_3\text{O}_{6.9}$ [43]. For a quasi-2D d -wave superconductor [44], the universal thermal conductivity satisfies

$$\frac{\kappa_0}{T} \approx \frac{\hbar}{2\pi} \frac{\gamma_N v_F^2}{\Delta_0}, \quad (2)$$

where γ_N is the linear term in the normal-state electronic specific heat, v_F is the Fermi velocity, and Δ_0 stands for the maximum of the superconducting gap. For 4Hb-TaS₂, $\gamma_N = 6.86 \text{ mJ K}^{-2} \text{ mol}^{-1}$ and $\Delta_0 = 0.39 \text{ meV}$ can be obtained from our data. Meanwhile, using the relationship $\xi_{\text{GL}} = \hbar v_F / \pi \Delta_0$, we determine v_F to be $3.44 \times 10^4 \text{ m/s}$. Assuming 4Hb-TaS₂ is a quasi-2D d -wave superconductor, we estimate $\kappa_0/T \approx 0.528 \text{ mW K}^{-2} \text{ cm}^{-1}$, which is about 50% of κ_{N0}/T . This value significantly exceeds what we observed in our samples, thus making the scenario of line nodes unlikely.

We also notice the scenario of topological nodal-point superconductivity proposed in Ref. [21]. In case the gap vanishes at point nodes rather than line nodes, the residual κ_0/T increases with the level of impurity scattering [37]. At high scattering rate, κ_0/T should become a substantial fraction of the normal-state κ_{N0}/T [45]. According to the Drude model, the normal-state impurity scattering rate Γ_0 can be roughly estimated from ρ_0 and the plasma frequency $\omega_p = c/\lambda_0$, where λ_0 is the penetration depth, approximately 487 nm [20]. We estimate $\hbar\Gamma_0/k_B T_c \approx 2.0$, which is very substantial and should give a large residual κ_0/T , comparable to the case of line nodes [46]. Moreover, in the case of point nodes, the electronic specific heat in the superconducting state should follow a T^3 dependence [13], which contradicts the exponential behavior observed in 4Hb-TaS₂. Therefore, point nodes in the superconducting gap are also unlikely.

The evolution of κ_0/T with magnetic field can provide further information about the superconducting gap structure [37]. Figure 4(b) illustrates the thermal conductivity of Sample A in magnetic fields up to 0.96 T ($\mu_0 H \parallel c$). For the data between 0 and 0.3 T, the temperature dependence is still well described by the power law $\kappa/T = a + bT^\alpha$. For magnetic fields of 0.5 T and above, the curves exhibit roughly linear behavior, making a linear fit of $\kappa/T = a + bT$ appropriate, i.e., fixing $\alpha = 2$. The dependence of α on the field indicates that the scattering of phonons by electrons in

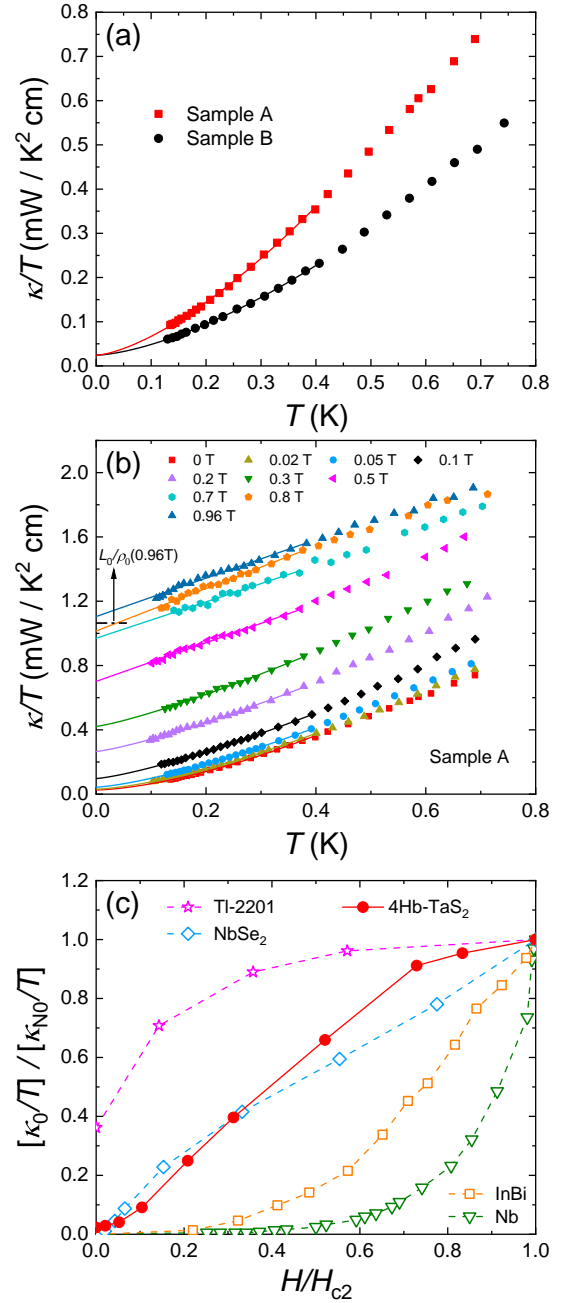


FIG. 4. (a) Temperature dependence of the in-plane thermal conductivity for 4Hb-TaS₂ single crystals in zero field. The solid line represents a fit of the data below 0.4 K to $\kappa/T = a + bT^{\alpha-1}$, giving the residual linear term $(\kappa_0/T)_A = 24 \pm 4 \text{ } \mu\text{W K}^{-2} \text{ cm}^{-1}$ for Sample A and $(\kappa_0/T)_B = 24 \pm 3 \text{ } \mu\text{W K}^{-2} \text{ cm}^{-1}$ for Sample B, respectively. (b) Low-temperature thermal conductivity of Sample A in magnetic fields up to 0.96 T ($\mu_0 H \parallel c$). The black dashed line is the normal-state Wiedemann-Franz law expectation $L_0/\rho_0(0.96 \text{ T})$, with Lorenz number $L_0 = 2.45 \times 10^{-8} \text{ W } \Omega \text{ K}^{-2}$ and $\rho_0(0.96 \text{ T}) = 23.0 \text{ } \mu\Omega \text{ cm}$. (c) Normalized κ_0/T in (b) as a function of H/H_{c2} . Comparative data from a clean s -wave superconductor Nb [40], a dirty s -wave alloy InBi [48], a multiband s -wave NbSe₂ [41], and an overdoped d -wave cuprate Tl-2201 [42] are also presented.

the vortex state becomes increasingly dominant, leading to a T^2 behavior of phonon thermal conductivity [47]. Although the data are noisier, the normal-state κ_0/T in 0.96 T roughly meets the expectation of Wiedemann-Franz law, $L_0/\rho_0(0.96\text{T}) = 1.065 \text{ mW K}^{-2} \text{ cm}^{-1}$. The $\kappa_0(H)/T$ obtained in Fig. 4(b) is normalized to κ_{N0}/T and plotted as a function of H/H_{c2} in Fig. 4(c), with $\mu_0 H_{c2} = 0.96 \text{ T}$. For comparison, similar data of the clean s -wave superconductor Nb [40], the dirty s -wave superconducting alloy InBi [48], the multiband s -wave superconductor NbSe₂ [41], and an overdoped d -wave cuprate superconductor Tl-2201 [42] are also plotted.

For the single-band s -wave superconductor like clean Nb [40] and dirty InBi [48], κ_0/T is zero at $\mu_0 H = 0$ and increases exponentially at low fields, a phenomenon attributed to the tunnelling of normal-state quasiparticles between adjacent vortices. In the nodal superconductor Tl-2201, a small field can induce rapid growth in the quasiparticle DOS due to the Volovik effect, with the low-field $\kappa_0(H)/T$ exhibiting a roughly \sqrt{H} dependence [42]. By contrast, in the typical multi-band s -wave superconductor NbSe₂, the magnitude of the gaps varies significantly across different sheets of the Fermi surface, therefore there is a more rapid increase in κ_0/T at low fields and the overall field dependence of κ_0/T relies on the ratio of different gap magnitudes [41].

In Fig. 4(c), the initial rise in $\kappa_0(H)/T$ versus $\mu_0 H$ is slow and approximately exponential, indicating that field-induced quasiparticle heat conduction is an activated process in 4Hb-TaS₂. This behavior corresponds to the suppression of a small full gap by the applied field, further confirming the absence of nodes in the gap. In addition, $\kappa_0(H)/T$ shows an S-shaped dependence across the full field range, a hallmark of multiple s -wave superconducting gaps with different magnitudes, which was previously observed in NbSe₂, BaNi₂As₂ [49], and TlNi₂Se₂ [50]. The multiple superconducting gaps are consistent with the multiple electronic bands found in 4Hb-TaS₂ [20, 32].

After ruling out the presence of nodal quasiparticles, the origin of the residual DOS in the superconducting state of 4Hb-TaS₂ remains puzzling. A possible scenario is the gapless U(1) QSL state of the 1T layers in 4Hb-TaS₂. Monolayer 1T-TaS₂ has been demonstrated to be a strongly correlated insulator and proposed as a candidate for the QSL with a spinon Fermi surface [17]. For monolayer 1T-TaSe₂ and 1T-NbSe₂, recent spectroscopy measurements also provide evidence for QSL state [51, 52]. Neutral spinon excitations can carry heat and may give a residual linear term in thermal conductivity [53]. However, due to the significant difference in the work functions between the 1T and 1H layers of 4Hb-TaS₂, the existence of charge transfer from 1T to 1H layer has been widely acknowledged, which almost completely depletes the valence states in the 1T layers [21, 32, 33, 54]. In this context, the intrinsic Mott physics is disrupted, ruling out the gapless QSL state in the 1T layers.

A more plausible scenario is that 4Hb-TaS₂ exhibits

gapless superconductivity on certain Fermi surfaces. Recent angle-resolved photoemission spectroscopy (ARPES) measurements have revealed multiple groups of Fermi surface sheets in 4Hb-TaS₂, including barrel-shaped pockets centered at the Γ and K points, as well as dog-bone-shaped pockets around the M points, all derived from the 1H layer [24, 32]. Additionally, a set of shallow electron pockets around the Γ point has also been identified, associated with a narrow 1T-layer band slightly above the Fermi level [20, 55]. This indicates the presence of a small number of itinerant charge carriers in the 1T layer, consistent with the picture of a strongly doped Mott insulator [54]. Therefore, 4Hb-TaS₂ can be regarded as a system composed of alternating normal metal and superconducting layers. Due to the intrinsic proximity effect and interband interactions, superconductivity should be induced in the 1T layer [56, 57]. However, STS measurements do not detect a superconducting gap in the 1T layer (at least in the top layer) [21, 58]. Indeed, a relatively small number of magnetic impurities can completely suppress the induced superconducting gap in the intrinsically normal layer, leading to a gapless superconducting state, without significantly affecting the transition temperature [56]. Note that the 1T-layer spectra show Kondo-like peaks on about 12% of the CDW sites, indicating that, despite the breakdown of the Mott insulating state, a few local magnetic moments still persist in the 1T layer [33]. Therefore, a reasonable speculation is that these residual local moments induce gapless superconductivity in the shallow pockets from the 1T layer, which could explain our thermal conductivity results.

On the other hand, STS measurements on the 1H layer also exhibit finite in-gap DOS [21]. A recent theory proposes that gapless superconductivity may extend into the 1H-layer pockets via interlayer hybridization [29]. Due to the strong band dependence of hybridization, gapless superconductivity likely emerges in those 1H-layer pockets strongly coupled with the 1T-layer local moments, while those nearly decoupled 1H-layer pockets remain fully gapped. This interpretation is also compatible with our results. More experiments, such as ultralow-temperature ARPES measurements, are highly desired to clarify the true superconducting ground state in 4Hb-TaS₂.

In summary, we have measured the ultralow-temperature thermal conductivity of 4Hb-TaS₂ single crystals. A small residual linear term κ_0/T in zero field and an S-shaped field dependence of $\kappa_0(H)/T$ are observed. These behaviors suggest that 4Hb-TaS₂ is likely to simultaneously host both gapless Fermi pockets and fully gapped superconducting pockets, with the former contributing to the residual DOS and the latter exhibiting multiple superconducting gaps. Our results impose constraints on the superconducting gap structure, and providing further clues for elucidating the pairing mechanisms in 4Hb-TaS₂.

This work was supported by the Natural Science

Foundation of China (Grants No. 12174064 and No. 12034004), the Shanghai Municipal Science and Technology Major Project (Grant No. 2019SHZDZX01), and the Innovation Program for Quantum Science and Technology (Grant No. 2024ZD0300104). H.C.L. was

supported by the Beijing Natural Science Foundation (Grant No. Z200005), the National Key R&D Program of China (Grants No. 2022YFA1403800 and 2023YFA1406500), the Natural Science Foundation of China (Grant No. 12274459).

-
- [1] X.-L. Qi and S.-C. Zhang, Topological insulators and superconductors, *Rev. Mod. Phys.* **83**, 1057 (2011).
- [2] M. Sato and Y. Ando, Topological superconductors: a review, *Rep. Prog. Phys.* **80**, 76501 (2017).
- [3] Y. P. Li and Z.-A. Xu, Exploring topological superconductivity in Topological Materials, *Adv. Quantum Technol.* **2**, 1800112 (2019).
- [4] C. Nayak, S. H. Simon, A. Stern, M. Freedman, and S. D. Sarma, Non-Abelian anyons and topological quantum computation, *Rev. Mod. Phys.* **80**, 1083 (2008).
- [5] C. Kallin and J. Berlinsky, Chiral superconductors, *Rep. Prog. Phys.* **79**, 54502 (2016).
- [6] N. Read and D. Green, Paired states of fermions in two dimensions with breaking of parity and time-reversal symmetries and the fractional quantum Hall effect, *Phys. Rev. B* **61**, 10267 (2000).
- [7] D. A. Ivanov, Non-Abelian Statistics of Half-Quantum Vortices in p -Wave Superconductors, *Phys. Rev. Lett.* **86**, 268 (2001).
- [8] C. Kallin, Chiral p -wave order in Sr_2RuO_4 , *Rep. Prog. Phys.* **75**, 42501 (2012).
- [9] A. P. Mackenzie and Y. Maeno, The superconductivity of Sr_2RuO_4 and the physics of spin-triplet pairing, *Rev. Mod. Phys.* **75**, 657 (2003).
- [10] Y. Maeno, S. Kittaka, T. Nomura, S. Yonezawa, and K. Ishida, Evaluation of Spin-Triplet Superconductivity in Sr_2RuO_4 , *J. Phys. Soc. Jpn.* **81**, 011009 (2012).
- [11] R. Joynt and L. Taillefer, The superconducting phases of UPT_3 , *Rev. Mod. Phys.* **74**, 235 (2002).
- [12] E. R. Schemm, W. J. Gannon, C. M. Wishne, W. P. Halperin, and A. Kapitulnik, Observation of broken time-reversal symmetry in the heavy-fermion superconductor UPT_3 , *Science* **345**, 190 (2014).
- [13] S. Ran, C. Eckberg, Q.-P. Ding, Y. Furukawa, T. Metz, S. R. Saha, I.-L. Liu, M. Zic, H. Kim, J. Paglione, and N. P. Butch, Nearly ferromagnetic spin-triplet superconductivity, *Science* **365**, 684 (2019).
- [14] K. Ishihara, M. Roppongi, M. Kobayashi, K. Imamura, Y. Mizukami, H. Sakai, P. Opletal, Y. Tokiwa, Y. Haga, K. Hashimoto, and T. Shibauchi, Chiral superconductivity in UTe_2 probed by anisotropic low-energy excitations, *Nat. Commun.* **14**, 2966 (2023).
- [15] I. M. Hayes, D. S. Wei, T. Metz, J. Zhang, Y. S. Eo, S. Ran, S. R. Saha, J. Collini, N. P. Butch, D. F. Agterberg, A. Kapitulnik, and J. Paglione, Multicomponent superconducting order parameter in UTe_2 , *Science* **373**, 797 (2021).
- [16] A. Pustogow, Y. K. Luo, A. Chronister, Y.-S. Su, D. A. Sokolov, F. Jerzembeck, A. P. Mackenzie, C. W. Hicks, N. Kikugawa, S. Raghu, E. D. Bauer, and S. E. Brown, Constraints on the superconducting order parameter in Sr_2RuO_4 from oxygen-17 nuclear magnetic resonance, *Nature* **574**, 72 (2019).
- [17] W.-Y. He, X. Y. Xu, G. Chen, K. T. Law, and P. A. Lee, Spinon Fermi Surface in a Cluster Mott Insulator Model on a Triangular Lattice and Possible Application to $1T\text{-TaS}_2$, *Phys. Rev. Lett.* **121**, 046401 (2018).
- [18] S. C. Barrera, M. R. Sinko, D. P. Gopalan, N. Sivasdas, K. L. Seyler, K. Watanabe, T. Taniguchi, A. W. Tsun, X. D. Xu, D. Xiao, and B. M. Hunt, Tuning Ising superconductivity with layer and spin-orbit coupling in two-dimensional transition-metal dichalcogenides, *Nat. Commun.* **9**, 1427 (2018).
- [19] Y. F. Yang, S. Fang, V. Fatemi, J. Ruhman, E. Navarro-Moratalla, K. Watanabe, T. Taniguchi, E. Kaxiras, and P. Jarillo-Herrer, Enhanced superconductivity upon weakening of charge density wave transport in 2H-TaS_2 in the two-dimensional limit, *Phys. Rev. B* **98**, 035203 (2018).
- [20] A. Ribak, R. M. Skiff, M. Mograbi, P. Rout, M. Fischer, J. Ruhman, K. Chashka, Y. Dagan, and A. Kanigel, Chiral superconductivity in the alternate stacking compound 4Hb-TaS_2 , *Sci. Adv.* **6**, eaax9480 (2020).
- [21] A. K. Nayak, A. Steinbok, Y. Roet, J. Koo, G. Margalit, I. Feldman, A. Almoalem, A. Kanigel, G. A. Fiete, B. H. Yan, Y. Oreg, N. Avraham, and H. Beidenkopf, Evidence of topological boundary modes with topological nodal-point superconductivity, *Nat. Phys.* **17**, 1413 (2021).
- [22] A. Almoalem, I. Feldman, M. Shlafman, Y. E. Yaish, M. H. Fischer, M. Moshe, J. Ruhman, and A. Kanigel, The observation of π -shifts in the in the Little-Parks effect in 4Hb-Ta_2 , *Nat. Commun.* **15**, 4623 (2024).
- [23] I. Silber, S. Mathimalar, I. Mangel, A. K. Nayak, O. Green, N. Avraham, H. Beidenkopf, I. Feldman, A. Kanigel, A. Klein, M. Goldsstein, A. Banerjee, E. Sela, and Y. Dagan, Two-component nematic superconductivity in 4Hb-TaS_2 , *Nat. Commun.* **15**, 824 (2024).
- [24] F. Z. Yang, H. D. Zhang, S. Mandal, F. Y. Meng, G. Fabbris, A. Said, P. M. Lozano, A. Rajpitamahni, E. Vescovo, C. Nelson, S. Lin, Y. Park, E. M. Clements, T. Z. Ward, H.-N. Lee, H. C. Lei, C. X. Liu, and H. Miao, Signature of Orbital Driven Finite Momentum Pairing in a 3D Ising Superconductor, [arXiv: 2407.10352](https://arxiv.org/abs/2407.10352).
- [25] E. Persky, A. V. Bjørli, I. Feldman, A. Almoalem, E. Altman, E. Berg, I. Kimchi, J. Ruhman, A. Kanigel, and B. Kalisky, Magnetic memory and spontaneous vortices in a van der Waals superconductor, *Nature* **607**, 692 (2022).
- [26] C. X. Liu, S. Chatterjee, T. Scaffidi, E. Berg, and E. Altman, Magnetization amplification in the interlayer pairing superconductor, *Phys. Rev. B* **110**, 024502 (2024).
- [27] V. Vaňo, S. C. Ganguli, M. Amini, L. H. Yan, M. Khosrovian, G. Z. Chen, S. Kezilebieke, J. L. Lado, and P. Liljeroth, Evidence of Nodal Superconductivity in Monolayer 1H-TaS_2 with Hidden Order Fluctuations,

- Adv. Mater.* **35**, 2305409 (2023).
- [28] S.-B. Liu, C. K. Tian, Y. Q. Fang, H. T. Rong, L. Cao, X. J. Wei, H. Cui, M. T. Chen, D. Chen, Y. J. Song, J. Cui, J. K. Li, S. Y. Guan, S. Jia, C. Y. Chen, W. Y. He, F. Q. Huang, Y. H. Jiang, J. H. Mao, X. C. Xie, K. T. Law, and J.-H. Chen, Nematic Ising superconductivity with hidden magnetism in few-layer $6R$ -TaS₂, *Nat. Commun.* **15**, 7569 (2024).
- [29] D. Dentelski, E. Day-Roberts, T. Birol, R. M. Fernandes, and J. Ruhman, Robust gapless superconductivity in $4Hb$ -TaS₂, *Phys. Rev. B* **103**, 224522 (2021).
- [30] J. J. Gao, J. G. Si, X. Luo, J. Yan, Z. Z. Jiang, W. Wang, Y. Y. Han, P. Tong, W.H. Song, X. B. Zhu, Q. J. Li, W. J. Lu, and Y. P. Sun, Origin of the large magnetoresistance in the candidate chiral superconductor $4H_b$ -TaS₂, *Phys. Rev. B* **102**, 075138 (2020).
- [31] F. Y. Meng, Y. F. S. Y. Pan, S. J. Tian, S. H. Yan, Z. Y. Li, S. G. Wang, J. L. Zhang, and H. C. Lei, Extreme orbital ab -plane upper critical fields far beyond the Pauli limit in $4H_b$ -Ta(S,Se)₂ bulk crystals, *Phys. Rev. B* **109**, 134510 (2024).
- [32] A. Almoalem, R. Gofman, Y. Nitzav, I. Mangel, I. Feldman, J. Koo, F. Mazzola, J. Fujii, I. Vobornik, J. Sanchez-Barriga, O. J. Clark, N. C. Plumb, M. Shi, B. H. Yan, and A. Kanigel, Charge transfer and spin-valley locking in $4Hb$ -TaS₂, *npj Quantum Mater.* **9**, 36 (2024).
- [33] A. K. Nayak, A. Steinbok, Y. Roet, J. Koo, I. Feldman, A. Almoalem, A. Kanigel, B. H. Yan, A. Rosch, N. Avraham, and H. Beidenkopf, First-order quantum phase transition in the hybrid metal-Mott insulator transition metal dichalcogenide $4Hb$ -TaS₂, *Proc. Natl. Acad. Sci. USA* **120**, e2304274120 (2023).
- [34] J.-J. Kim and H. Olin, Atomic- and electronic-structure study on the layers of $4Hb$ -TaS₂ prepared by a layer-by-layer etching technique, *Phys. Rev. B* **52**, R14388(R) (1995).
- [35] A. Ribak, I. Silber, C. Baines, K. Chashka, Z. Salman, Y. Dagan, and A. Kanigel, Gapless excitations in the ground state of $1T$ -TaS₂, *Phys. Rev. B* **96**, 195131 (2017).
- [36] M. Tinkham, Introduction to Superconductivity, (McGraw-Hill Inc., 1996).
- [37] H. Shakeripour, C. Petrovic, and L. Taillefer, Heat transport as a probe of superconducting gap structure, *New J. Phys.* **11**, 055065 (2009).
- [38] S. Y. Li, J.-B. Bonnemaïson, A. Payeur, P. Fournier, C. H. Wang, X. H. Chen, and L. Taillefer, Low-temperature phonon thermal conductivity of single-crystalline Nd₂CuO₄: Effects of sample size and surface roughness, *Phys. Rev. B* **77**, 134501 (2008).
- [39] M. Sutherland, D. G. Hawthorn, R. W. Hill, F. Ronning, S. Wakimoto, H. Zhang, C. Proust, E. Boaknin, C. Lupien, L. Taillefer, R. Liang, D. A. Bonn, W. N. Hardy, R. Gagnon, N. E. Hussey, T. Kimura, M. Nohara, and H. Takagi, Thermal conductivity across the phase diagram of cuprates: Low-energy quasiparticles and doping dependence of the superconducting gap, *Phys. Rev. B* **67**, 174520 (2003).
- [40] J. Lowell and J. B. Sousa, Mixed-state thermal conductivity of type II superconductors, *J. Low Temp. Phys.* **3**, 65 (1970).
- [41] E. Boaknin, M. A. Tanatar, J. Paglione, D. Hawthorn, F. Ronning, R. W. Hill, M. Sutherland, L. Taillefer, J. Sonier, S. M. Hayden, and J. W. Brill, Heat Conduction in the Vortex State of NbSe₂: Evidence for Multiband Superconductivity, *Phys. Rev. Lett.* **90**, 117003 (2003).
- [42] C. Proust, E. Boaknin, R. W. Hill, L. Taillefer, and A. P. Mackenzie, Heat Transport in a Strongly Overdoped Cuprate: Fermi Liquid and a Pure d -Wave BCS Superconductor, *Phys. Rev. Lett.* **89**, 147003 (2002).
- [43] L. Taillefer, B. Lussier, and R. Gagnon, Universal Heat Conduction in YBa₂Cu₃O_{6.9}, *Phys. Rev. Lett.* **79**, 483 (1997).
- [44] J.-Ph. Reid, M. A. Tanatar, A. Juneau-Fecteau, R. T. Gordon, S. René de Cotret, N. Doiron-Leyraud, T. Saito, H. Fukazawa, Y. Kohori, K. Kihou, C. H. Lee, A. Iyo, H. Eisaki, R. Prozorov, and Louis Taillefer, Universal Heat Conduction in the Iron Arsenide Superconductor KFe₂As₂: Evidence of a d -wave State, *Phys. Rev. Lett.* **109**, 087001 (2012).
- [45] M. J. Graf, S.-K. Yip, J. A. Sauls, and D. Rainer, Electronic thermal conductivity and the Wiedemann-Franz law for unconventional superconductors, *Phys. Rev. B* **53**, 15147 (1996).
- [46] M. A. Tannatar, J. -Ph. Reid, H. Shakeripour, X. G. Luo, N. D.-Leyraud, N. Ni, S. L. Bud'ko, P. C. Canfield, R. Prozorov, and L. Taillefer, Doping Dependence of Heat Transport in the Iron-Arsenide Superconductor Ba(Fe_{1-x}Co_x)₂As₂: From Isotropic to a Strongly k-Dependent Gap Structure, *Phys. Rev. Lett.* **104**, 067002 (2010).
- [47] E. Boaknin, Thermal conductivity in the vortex state of unconventional superconductors, Ph. D. thesis, University of Toronto, 2003.
- [48] J. O. Willis and D. M. Ginsberg, Thermal conductivity of superconducting alloy films in a perpendicular magnetic field, *Phys. Rev. B* **14**, 1916 (1976).
- [49] N. Kurita, F. Ronning, Y. Tokiwa, E. D. Bauer, A. Subedi, D. J. Singh, J. D. Thompson, and R. Movshovich, Low-Temperature Magnetothermal Transport Investigation of a Ni-Based Superconductor BaNi₂As₂: Evidence for Fully Gapped Superconductivity, *Phys. Rev. Lett.* **102**, 147004 (2009).
- [50] X. C. Hong, Z. Zhang, S. Y. Zhou, J. Pan, Y. Xu, H. D. Wang, Q. H. Mao, M. H. Fang, J. K. Dong, and S. Y. Li, Multigap nodeless superconductivity in nickel chalcogenide TlNi₂Se₂, *Phys. Rev. B* **90**, 060504(R) (2014).
- [51] W. Ruan, Y. Chen, S. J. Tang, J. Hwang, H.-Z. Tsai, R. L. Lee, M. Wu, H. Ryu, S. Kahn, F. Liou, C. H. Jia, A. Aikawa, C. Hwang, F. Wang, Y. Choi, S. G. Louie, P. A. Lee, Z.-X. Shen, S.-K. Mo, and M. F. Crommie, Evidence for quantum spin liquid behaviour in single-layer $1T$ -TaSe₂ from scanning tunnelling microscopy, *Nat. Phys.* **17**, 1154 (2021).
- [52] Q. Z. Zhang, W.-Y. He, Y. Zhang, Y. Y. Chen, L. G. Jia, Y. H. Hou, H. Y. Ji, H. X. Yang, T. Zhang, L. W. Liu, H.-J. Gao, T. A. Jung, and Y. L. Wang, Quantum spin liquid signatures in monolayer $1T$ -NbSe₂, *Nat. Commun.* **15**, 2336 (2024).
- [53] C. P. Nave and P. A. Lee, Transport properties of a spinon Fermi surface coupled to a U(1) gauge field, *Phys. Rev. B* **76**, 235124 (2007).
- [54] L. Crippa, H. Bae, P. Wunderlich, I. I. Mazin, B. H. Yan, G. Sangiovanni, T. Wehling, and R. Valenti, Heavy fermions vs doped Mott physics in heterogeneous Ta-dichalcogenide bilayers, *Nat. Commun.* **15**, 1357 (2024).
- [55] C. H. P. Wen, J. J. Gao, Y. Xie, Q. Zhang, P. F. Kong, J.

- H. Wang, Y. L. Jiang, K. Luo, J. Li, W. J. Lu, Y.-P. Sun, and S. C. Yan, Roles of the Narrow Electronic Band near the Fermi Level in 1T-TaS₂-Related Layered Materials, *Phys. Rev. Lett.* **126**, 256402 (2021).
- [56] V. Z. Kresin and S. A. Wolf, Induced superconducting state and two-gap structure: Application to cuprate superconductors and conventional multilayers, *Phys. Rev. B* **46**, 6458 (1992).
- [57] V. Barzykin and L. P. Gor'kov, Gapless Fermi surfaces in superconducting CeCoIn₅, *Phys. Rev. B* **76**, 014509 (2007).
- [58] S. W. Shen, T. Qin, J. J. Gao, C. H. P. Wen, J. H. Wang, W. Wang, J. Li, X. Luo, W. J. Lu, Y. P. Sun, and S. C. Yan, Coexistence of Quasi-two-dimensional Superconductivity and Tunable Kondo Lattice in a van der Waals Superconductor, *Chin. Phys. Lett.* **39**, 077401 (2022).