

# The CARMENES search for exoplanets around M dwarfs

## The impact of rotation and magnetic fields on the radial velocity jitter in cool stars

H. L. Ruh<sup>1</sup>, M. Zechmeister<sup>1</sup>, A. Reiners<sup>1</sup>, E. Nagel<sup>1</sup>, Y. Shan<sup>2,1</sup>, C. Cifuentes<sup>3</sup>, S. V. Jeffers<sup>4</sup>, L. Tal-Or<sup>5,1</sup>, V. J. S. Béjar<sup>6,7</sup>, P. J. Amado<sup>8</sup>, J. A. Caballero<sup>3</sup>, A. Quirrenbach<sup>9</sup>, I. Ribas<sup>10,11</sup>, J. Aceituno<sup>12</sup>, A. P. Hatzes<sup>13</sup>, Th. Henning<sup>14</sup>, A. Kaminski<sup>9</sup>, D. Montes<sup>15</sup>, J. C. Morales<sup>10,11</sup>, P. Schöfer<sup>8</sup>, A. Schweitzer<sup>16</sup>, and R. Varas<sup>8</sup>

<sup>1</sup> Institut für Astrophysik und Geophysik, Georg-August-Universität, Friedrich-Hund-Platz 1, D-37077 Göttingen, Germany

<sup>2</sup> Centre for Earth Evolution and Dynamics, Department of Geosciences, Universitetet i Oslo, Sem Sælands vei 2b, 0315 Oslo, Norway

<sup>3</sup> Centro de Astrobiología (CSIC-INTA), Campus ESAC, Camino Bajo del Castillo s/n, 28692 Villanueva de la Cañada, Madrid, Spain

<sup>4</sup> Max Planck Institute for Solar System Research, Justus-von-Liebig-Weg 3, 37077 Göttingen, Germany

<sup>5</sup> Department of Physics, Ariel University, Ariel 40700, Israel

<sup>6</sup> Instituto de Astrofísica de Canarias (IAC), 38200 La Laguna, Tenerife, Spain

<sup>7</sup> Departamento de Astrofísica, Universidad de La Laguna, 38206 La Laguna, Tenerife, Spain

<sup>8</sup> Instituto de Astrofísica de Andalucía (IAA-CSIC), Glorieta de la Astronomía s/n, 18008 Granada, Spain

<sup>9</sup> Landessternwarte, Zentrum für Astronomie der Universität Heidelberg, Königstuhl 12, 69117 Heidelberg, Germany

<sup>10</sup> Institut de Ciències de l'Espai (ICE, CSIC), Campus UAB, c/ Can Magrans s/n, E-08193 Bellaterra, Barcelona, Spain

<sup>11</sup> Institut d'Estudis Espacials de Catalunya (IEEC), c/ Gran Capità 2-4, E-08034 Barcelona, Spain

<sup>12</sup> Centro Astronómico Hispano en Andalucía, Observatorio de Calar Alto, Sierra de los Filabres, 04550 Gérgal, Almería, Spain

<sup>13</sup> Thüringer Landessternwarte Tautenburg, Sternwarte 5, 07778 Tautenburg, Germany

<sup>14</sup> Max-Planck-Institut für Astronomie, Königstuhl 17, 69117 Heidelberg, Germany

<sup>15</sup> Departamento de Física de la Tierra y Astrofísica and IPARCOS-UCM (Instituto de Física de Partículas y del Cosmos de la UCM), Facultad de Ciencias Físicas, Universidad Complutense de Madrid, 28040, Madrid, Spain

<sup>16</sup> Hamburger Sternwarte, Universität Hamburg, Gojenbergsweg 112, 21029 Hamburg, Germany

Received 22 May 2024 / Accepted 30 September 2024

### ABSTRACT

**Context.** Radial velocity (RV) jitter represents an intrinsic limitation on the precision of Doppler searches for exoplanets that can originate from both instrumental and astrophysical sources.

**Aims.** We aim to determine the RV jitter floor in M dwarfs and investigate the stellar properties that lead to RV jitter induced by stellar activity.

**Methods.** We determined the RV jitter in 239 M dwarfs from the CARMENES survey that are predominantly of mid to late spectral type and solar metallicity. We also investigated the correlation between stellar rotation and magnetic fields with RV jitter.

**Results.** The median jitter in the CARMENES sample is  $3.1 \text{ m s}^{-1}$ , and it is  $2.3 \text{ m s}^{-1}$  for stars with an upper limit of  $2 \text{ km s}^{-1}$  on their projected rotation velocities. We provide a relation between the stellar equatorial rotation velocity and RV jitter in M dwarfs based on a subsample of 129 well-characterized CARMENES stars. RV jitter induced by stellar rotation dominates for stars with equatorial rotation velocities greater than  $1 \text{ km s}^{-1}$ . A jitter floor of  $2 \text{ m s}^{-1}$  dominates in stars with equatorial rotation velocities below  $1 \text{ km s}^{-1}$ . This jitter floor likely contains contributions from stellar jitter, instrumental jitter, and undetected companions. We study the impact of the average magnetic field and the distributions of magnetic filling factors on the RV jitter. We find a series of stars with excess RV jitter and distinctive distributions of magnetic filling factors. These stars are characterized by a dominant magnetic field component between 2 to 4 kG.

**Conclusions.** An RV jitter floor can be distinguished from RV jitter induced by activity and rotation based on the stellar equatorial rotation velocity. RV jitter induced by activity and rotation primarily depends on the equatorial rotation velocity. This RV jitter is also related to the distribution of magnetic filling factors, and this emphasizes the role of the magnetic field in the generation of RV jitter.

**Key words.** stars: low-mass – stars: activity – stars: rotation – stars: magnetic field – techniques: radial velocities

## 1. Introduction

High-precision radial velocity (RV) searches of extrasolar planets often target low-mass stars, where it is possible to detect low-mass rocky planets (e.g. Zechmeister et al. 2019; Ribas et al. 2023) because the planet-to-star mass ratio is favorable. However, the active nature of these stars often prevents a defini-

tive detection of companions (Wright 2005; Kossakowski et al. 2022). Variability in stellar spectra might produce an apparent shift, and thus, it represents a source of excess noise in RV time series. This excess noise is termed stellar RV jitter (Saar et al. 1998; Saar & Donahue 1997).

In addition to stellar RV jitter, photon noise and instrumental noise contribute to the observed variability. The photon noise along with the spectral information in observed spectra poses a fundamental limit to the precision of a single RV measurement, the photon-limited precision (Bouchy et al. 2001). For the CARMENES<sup>1</sup> (Ribas et al. 2023; Quirrenbach et al. 2016) sample of M dwarfs, Reiners et al. (2018b) reported a photon-limited precision down to  $\sim 1 \text{ m s}^{-1}$  for observations with the CARMENES visual channel (VIS) spectrograph and gave a signal-to-noise ratio (S/N) of 150. The instrumental stability of high-resolution spectrographs typically lies at a few  $\text{m s}^{-1}$  (Fischer et al. 2016) and reaches  $\text{sub-m s}^{-1}$  level in extreme-precision RV (EPRV) (Pepe et al. 2021; Seifahrt et al. 2022). The long-term instrumental precision of CARMENES lies at a few meters per second (Ribas et al. 2023).

In the regime of high instrumental stability, stellar jitter dominates, and stellar activity has to be addressed in order to obtain robust planet detections. Stellar activity is causally connected to the presence of magnetic fields. The plethora of activity signatures such as spots, faculae, and plages can induce various forms of RV variability (Hudson 1988; Crass et al. 2021). These surface inhomogeneities, which rotate along with the stellar surface, can result in a quasi-periodic signal (Desort et al. 2007). The RV amplitude of a single equatorial spot on an edge-on star is thus expected to vary linearly with the area covered by the spot and the stellar rotation velocity (Boisse et al. 2012; Desort et al. 2007; Saar & Donahue 1997).

The correlation of RV jitter with activity indicators and rotation has been explored extensively in the past: Saar et al. (1998) studied jitter as a function of the projected rotation velocity  $v \sin i$ , the stellar rotation period  $P_{\text{rot}}$ , the  $B - V$  color index, and  $\log R'_{\text{HK}}$ , Wright (2005) in terms of  $B - V$ ,  $F_{\text{Ca II}}$ , and  $\Delta M_V$ , and Isaacson & Fischer (2010) studied it in terms of the excess in emission in the Ca II H & K lines, Luhn et al. (2020b) in terms of  $\log R'_{\text{HK}}$ , stellar luminosity  $L$ , and absolute G magnitude,  $M_G$ , Suárez Mascareño et al. (2017c) in terms of  $\log R'_{\text{HK}}$  and the Mount-Wilson  $S$ -index, Moutou et al. (2017) in terms of  $v \sin i$ , the average magnetic field, the absolute longitudinal magnetic field, and the total chromospheric emission, and Tal-Or et al. (2018) in terms of  $v \sin i$  and  $H\alpha$  luminosity.

The magnetic field and stellar activity are both causally connected to rotation (e.g. Skumanich 1972; Reiners et al. 2012; Jeffers et al. 2018). Convection and rotation are fundamental to the generation of magnetic fields in stars (e.g. Brandenburg & Subramanian 2005). As a consequence, the average magnetic field strength is a function of the Rossby number,  $Ro$ , which is a measure of the relative strength of convection compared to rotation. The Rossby number is often computed as  $Ro = P_{\text{rot}}/\tau$ , where  $\tau$  is the convective overturn time. In M dwarfs, the magnetic field increases with decreasing  $Ro$  up to several kG and saturates in fast-rotating stars (Reiners et al. 2009, 2022).

The suppression of convective shifts by magnetic fields in active regions can induce RV variability because active regions rotate into and out of the visible part of the stellar disk and the granulation pattern evolves. In the case of the Sun, a convective blueshift of  $\sim 100 \text{ m s}^{-1}$  is observed in individual spectral lines (Liebing et al. 2021; Ellwarth et al. 2023). Models predict lower convective velocities in M dwarfs than in the Sun, with root mean square (RMS) vertical velocities still of several hundred  $\text{m s}^{-1}$  compared to several  $\text{km s}^{-1}$  in the Sun (Beeck et al. 2013; Ludwig et al. 2002). The resulting net convective

line shifts are smaller than in the Sun and may turn into a convective redshift (Kürster et al. 2003; Baroch et al. 2020; Liebing et al. 2021). For the Sun, the remaining short-term variations due to the changing granulation pattern are  $\sim 1$  to  $2 \text{ m s}^{-1}$  (Dravins & Ludwig 2023; Al Moulla et al. 2023). The lifetime of granules in the Sun is about a few minutes and is expected to be shorter for M dwarfs (Beeck et al. 2013). Because RV measurements in M dwarfs have typical integration times longer than a few minutes, short-term variations in the granulation pattern are expected to average out. Supergranulation, that is, large-scale granulation patterns, can persist up to a timescale of a few days in the Sun, at least, and they induce a similar RV amplitude as the short-term variations (Al Moulla et al. 2023).

The correction of activity-induced RV variations using magnetic field measurements has been demonstrated for the Sun (Haywood et al. 2022) and is a promising avenue for correcting the RVs of other stars (e.g. Lienhard et al. 2023; Donati et al. 2023a). Magnetic fields can be directly measured from the Zeeman broadening of spectral lines, but they are notoriously difficult to measure and require high-resolution spectra with a high S/N (Reiners 2012). Reiners et al. (2022) measured the average magnetic field in 292 stars of the CARMENES sample, which enables an investigation of the relation between RV variability and magnetic fields in the CARMENES sample. The measurement of magnetic fields includes fitting the components of different magnetic field strengths. The contribution from the magnetic components is reflected in the distribution of the magnetic filling factors and contains information about the structure of the stellar magnetic field (Shulyak et al. 2019).

We determine the RV jitter in the CARMENES sample of M dwarfs. We investigate the jitter-rotation relation and the transition from slow to fast rotation. We then study the connection of RV jitter with the stellar average magnetic field. Last, we investigate the distributions of magnetic filling factors and discuss a series of stars with increased jitter and distinctive distributions of the magnetic filling factors.

## 2. Observations

CARMENES is a high-precision RV instrument that encompasses two echelle spectrographs and is located at the Calar Alto observatory in Spain<sup>2</sup>. The visual channel CARMENES VIS operates at 520 to 960 nm and has a spectral power of 94 500, and the near-infrared CARMENES NIR operates from 960 to 1710 nm and has a spectral power of 80 400 (Quirrenbach et al. 2016). The two spectrographs are optimized for Doppler searches of exoplanets around M dwarfs.

The CARMENES survey of M dwarfs started in 2016 and observed 361 stars during its Guaranteed Time Observations (GTO) phase (2016-2020; Ribas et al. 2023). CARMENES mainly observed early- and mid-type M dwarfs of solar metallicity (Marfil et al. 2021; Reiners et al. 2018b; Alonso-Floriano et al. 2015). The RV time series from the CARMENES GTO observations are publicly available<sup>3</sup>. In addition to the GTO targets described in Ribas et al. (2023), we considered a further 40 CARMENES targets and 1793 RV measurements that were mostly added after the GTO phase. The radial velocities for the CARMENES survey are uniformly computed with the *serval* pipeline (Zechmeister et al. 2018). We applied telluric absorption correction (TAC) to the CARMENES spectra (Nagel et al.

<sup>2</sup> <https://carmenes.caha.es/>

<sup>3</sup> <http://carmenes.cab.inta-csic.es/gto/jsp/dr1Public.jsp>

<sup>1</sup> Calar Alto high-Resolution search for M dwarfs with Exoearths with Near-infrared and optical Échelle Spectrographs

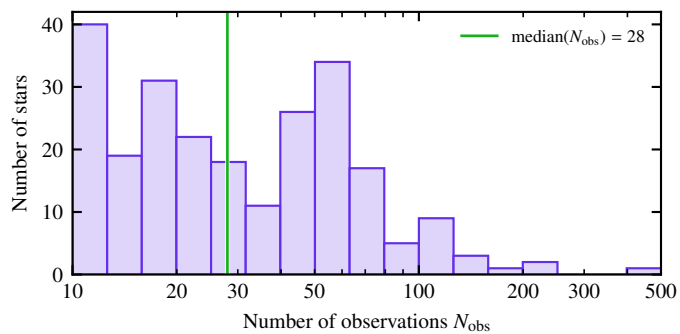


Fig. 1: Distribution of observations of 239 stars in the CARMENES jitter sample. The sample contains stars with at least ten RV measurements. The survey aims to obtain at least 50 observations per star. Stars with fewer than 50 measurements have not reached completion or were discontinued due to strong activity-related RV scatter (Ribas et al. 2023).

2023) and nightly zero point (NZZ) correction to the serval radial velocities (Ribas et al. 2023). This study is confined to CARMENES VIS radial velocities.

In the following, we restrict our analysis to M dwarfs that have at least ten observations. This reduces the sample of CARMENES targets to 361 stars. Even though a minimum number of observations is required, the heterogeneous number of observations per star (Fig. 1) and nonuniform sampling limit our study because the RV variability is potentially underestimated in stars with a short observation timescale or an incomplete sampling of their activity signal. We removed 21 stars that are part of spectral binaries, spectral triples, or close resolved binaries (angular separation smaller than 5 arcsec), as indicated in Table F.1. We excluded 78 planet host stars and an additional 10 stars with planet candidates that are under investigation, as indicated in Table G.1. Last, we removed 29 objects with significant  $5\sigma$  trends. The trends and their uncertainties were derived with a least-square fitting and an error rescaling. The best-fit value of the slope is given in Table G.1. Overall, the sample then includes 239 unflagged objects. Removing binaries and stars with known planets allowed us to study the activity-related contribution of the RV jitter in isolation. We studied a subsample of 129 stars with available equatorial rotation velocities in detail (Sect. 4.1) and also studied a subsample of 89 with additional average magnetic field measurements (Sect. 4.2).

The stellar parameters considered in this work are mainly taken from the CARMENES input catalog (Carmencita; Caballero et al. 2016). We used rotation periods from Shan et al. (2024). The stellar radii for the CARMENES survey sample were computed from effective temperatures and luminosities by Schweitzer et al. (2019). The average magnetic fields of CARMENES stars were determined by Reiners et al. (2022).

### 3. Method

We computed the RV jitter for the CARMENES sample. RV jitter refers to the excess noise in an RV time series (Baluev 2009). The uncertainty  $\sigma_i$  in each RV data point  $RV_i$  is then given by the quadratic sum of its internal error  $\sigma_{\text{internal},i}$  and the excess noise  $\sigma_{\text{jitter}}$ , that is,  $\sigma_i = \sqrt{\sigma_{\text{internal},i}^2 + \sigma_{\text{jitter}}^2}$ . When we model the probability density function of an RV measurement with a Gaussian distribution with a standard deviation  $\sigma_i$  and constant expected

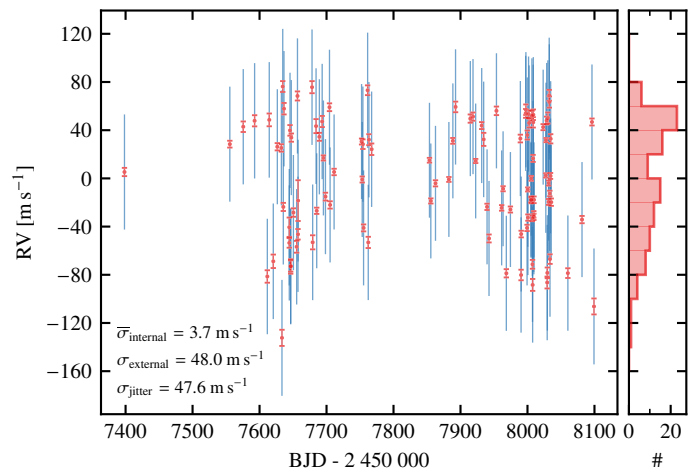


Fig. 2: Radial velocity time series of EV Lac (J22468+443). The radial velocities and internal uncertainties  $\sigma_{\text{internal},i}$  are displayed in red. The blue error bars indicate the quadratic sum of the internal uncertainties and the RV jitter  $\sqrt{\sigma_{\text{internal},i}^2 + \sigma_{\text{jitter}}^2}$ . The panel to the right shows a histogram of the RV measurements. The radial velocities are centered on their mean ( $\mu = 0 \text{ m s}^{-1}$ ).

value  $\mu$ , the log-likelihood function  $\ln \mathcal{L}$  of an RV time series is given by

$$\ln \mathcal{L} = -\frac{1}{2} \sum \ln(2\pi[\sigma_{\text{internal},i}^2 + \sigma_{\text{jitter}}^2]) - \frac{1}{2} \sum \frac{(RV_i - \mu)^2}{\sigma_{\text{internal},i}^2 + \sigma_{\text{jitter}}^2}. \quad (1)$$

We computed  $\sigma_{\text{jitter}}$  (and the time-series mean  $\mu$ ) by maximizing the log-likelihood function. To maximize the log-likelihood function in Eq. (1), we used the open-source script `mLRMS`<sup>4</sup>. In Eq. (1), we made the intrinsic assumption of normally distributed data. Although signals such as sinusoids are non-Gaussian, their variance is captured by the jitter defined in Eq. (1). The jitter variance  $\sigma_{\text{jitter}}^2$  can be negative when the internal RV uncertainties are overestimated. For a negative jitter variance, the jitter values become imaginary. For formal reasons, we computed this imaginary jitter, but did not analyze them. To estimate the uncertainties of the derived jitter values, we applied the nonparametric bootstrapping method (Efron 1979). Therein, we drew 1000 samples with a replacement from each RV time series and computed the jitter in each sample. The standard deviation of the sample values represents our uncertainty estimate.

As an example, we show the CARMENES RV time series of EV Lac in Fig. 2. The internal uncertainties cannot explain the scatter of the data points. We call this scatter the external uncertainty  $\sigma_{\text{external}}$  and computed it as weighted RMS with weights  $w_i = \frac{1}{\sigma_{\text{internal},i}}$ . For EV Lac, the RV jitter is close to the external uncertainty. EV Lac is a known active star, so that the high RV jitter value for EV Lac can be attributed to stellar activity (e.g. Jeffers et al. 2022), although the precise origin of the underlying signal is not relevant for the computation of the jitter.

A histogram of the resulting jitter values for slowly and fast-rotating stars as well as for the total sample is shown in Fig. 3. The distribution peaks at approximately  $2 \text{ m s}^{-1}$ , and the median jitter lies at  $3.1 \text{ m s}^{-1}$ . For 65 objects, we measure a jit-

<sup>4</sup> <https://github.com/mzechmeister/python/blob/master/wstat.py>.

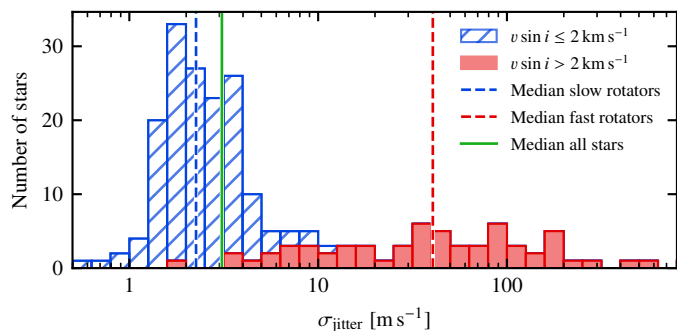


Fig. 3: Histogram showing the jitter of 233 CARMENES stars. Slowly rotating stars ( $v \sin i \leq 2 \text{ km s}^{-1}$ ; striped blue bars) have a median jitter of  $2.3 \text{ m s}^{-1}$  (dashed blue line), and fast-rotating stars ( $v \sin i > 2 \text{ km s}^{-1}$ ; filled red bars) have a median jitter of  $37 \text{ m s}^{-1}$  (dashed red line). The median jitter for all stars is  $3.1 \text{ m s}^{-1}$  (solid green line). Six stars with negative jitter variances are not shown.

ter value lower than  $2 \text{ m s}^{-1}$ . For 6 stars, we compute negative jitter variances indicating overestimated internal RV uncertainties. The star J19573–125 has the highest jitter value with  $1120 \pm 250 \text{ m s}^{-1}$ . The median RV jitter of only the slowly rotating stars ( $v \sin i \leq 2 \text{ km s}^{-1}$ ) lies at  $2.2 \text{ m s}^{-1}$ . The lower median jitter in slow rotators signifies a correlation between jitter and rotation. We study this in detail in Sect. 4.1.

## 4. Analysis and results

### 4.1. Jitter-rotation relation

On the disk of a rotating star, each surface element has an RV that depends on its projected distance to the rotation axis and on the stellar rotation period. The light emitted by each surface element is Doppler-shifted, and we observe a broadened line profile in the light that is integrated over the projected stellar disk. When a spot blocks a part of the stellar disk, the line becomes asymmetric, and an apparent velocity shift is induced. The variability of these shifts can lead to the RV variability that we recognize as jitter.

In Fig. 4, we show the relation between RV jitter and the equatorial rotation velocity  $v_{\text{eq}}$ . We computed  $v_{\text{eq}}$  from the stellar radius  $R_{\star}$  and from the rotation period  $P_{\text{rot}}$  as  $v_{\text{eq}} = 2\pi R_{\star}/P_{\text{rot}}$ . The plot contains 129 CARMENES targets with stellar radii from Schweitzer et al. (2019) and rotation periods from Shan et al. (2024), who estimated the uncertainties of the rotation period using Eq. (4) of Shan et al. (2024). Stars with known planets were excluded (see Sect. 2). The jitter approaches a limit for slow rotators and increases for fast rotators, in agreement with a trend in  $v_{\text{eq}}$ . The observed increase in jitter with  $v_{\text{eq}}$  in the regime of fast rotation is expected for corotating star spots. A corotating star spot generates an RV signal with a semi-amplitude  $K \propto v_{\text{eq}}$ .

In addition, the amplitude of the spot signal is a function of the stellar inclination and limb darkening as well as of the spot parameter latitude, spot size, and contrast. The spot parameters are expected to vary with time, and hence, the spot amplitude is expected to vary with time. The spot configuration of individual stars is generally unknown and might vary significantly. Consequently, the dependences on spot parameters and inclination can be expected to smear out the jitter-rotation relation. All these effects may explain the variance around the general jitter trend in Fig. 4. The variance might also be a function of the sam-

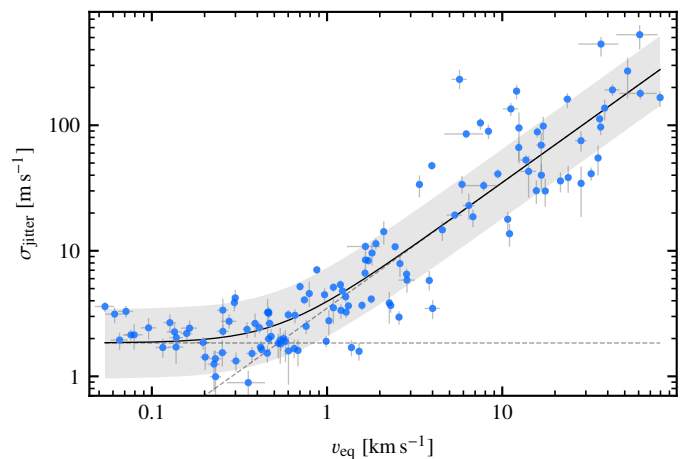


Fig. 4: Jitter-rotation relation for 129 CARMENES M dwarfs with known rotation periods. The RV jitter is fit as a function of the stellar rotation velocity  $v_{\text{eq}}$ . The solid line displays the best fit, and the shaded region indicates the prediction interval. The jitter floor and the linear trend (dashed lines) correspond to parameters  $\alpha$  and  $\beta$  in Eq. (2).

pling, namely the observation time-span and number of observations with respect to the rotation period. The jitter floor seen for slow rotation is caused by other sources of intrinsic stellar noise and instrumental effects. We discuss the jitter floor in detail in Sect. 5.1.

The relation between rotation and RV excess noise has traditionally been investigated using  $v \sin i$  instead of  $v_{\text{eq}}$  (e.g. Saar & Donahue 1997). We used  $v_{\text{eq}}$  here because it can be computed for stars with very long rotation periods, allowing us to extend our analysis to stars that have only an upper limit on  $v \sin i$ . Additionally, the uncertainties on  $v \sin i$  are typically large compared to the formal uncertainties on  $v_{\text{eq}}$ . It might be expected that  $v \sin i$  has a stronger correlation to  $\sigma_{\text{jitter}}$  and thus represents a better parameterization. For 53 stars in our dataset with both  $v \sin i$  and  $v_{\text{eq}}$  detected (i.e.,  $v \sin i > 2 \text{ km s}^{-1}$ ), the Pearson correlation coefficient between  $v \sin i$  and  $\sigma_{\text{jitter}}$  is 0.62, and it is 0.64 between  $v_{\text{eq}}$  and  $\sigma_{\text{jitter}}$ . This shows that the correlation coefficients are similar for the fast-rotating stars.

The correlation between  $v \sin i$  and  $v_{\text{eq}}$  is shown in Fig. 5. Following Shan et al. (2024), we mostly adopted  $v \sin i$  values from Reiners et al. (2022) and assumed an uncertainty of 10% of their  $v \sin i$  value, but a minimum uncertainty of  $2 \text{ km s}^{-1}$ . An upper limit of  $2 \text{ km s}^{-1}$  was used for  $v \sin i$  values below this limit because  $v \sin i$  values below this limit cannot be obtained reliably (Reiners et al. 2018b). One star, J06574+740, has inconsistent values of  $v_{\text{eq}}$  and  $v \sin i$ ; the values deviate by more than  $2\sigma$ . The star shows an unusual beating pattern that might be related to binarity or to a complex spot pattern and stellar differential rotation (see discussion by Shan et al. 2024). Out of 159 stars with an upper limit on  $v \sin i$ , 78 have values for  $v_{\text{eq}}$  that extend to  $\sim 40 \text{ m s}^{-1}$ . Above  $v \sin i = 2 \text{ km s}^{-1}$ , the data follow the expected trend for an isotropic distribution of the inclination angles.

In order to describe the jitter-rotation relation, we assumed that the jitter variance  $\sigma_{\text{jitter}}^2$  is the quadratic sum of a constant jitter floor, parameterized by  $\alpha$ , and a jitter term linear in  $v_{\text{eq}}$ , parameterized by  $\beta$ , such that

$$\sigma_{\text{jitter}}^2 = \alpha^2 + (\beta \cdot v_{\text{eq}})^2. \quad (2)$$



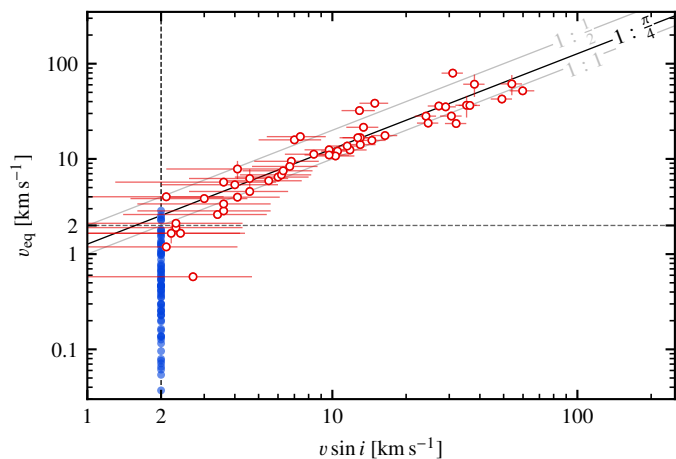


Fig. 5: Equatorial rotation velocity vs. projected rotation velocity.  $v_{\text{eq}}$  is derived from the stellar radius and rotation period, and  $v \sin i$  originates from fitting the rotational line broadening. The blue dots display stars with an upper limit on  $v \sin i$ , and red circles show stars with nominal values for  $v \sin i$ . The dashed lines indicate  $2 \text{ km s}^{-1}$  in  $v \sin i$  and  $v_{\text{eq}}$ . The linear  $1 : \frac{4}{\pi}$  relation (solid black line) corresponds to the expected value of  $\sin i$  for an isotropic distribution of the inclination angles (see Appendix B). The relations  $1 : 1$  and  $1 : \frac{1}{2}$  corresponding to  $i = 90^\circ$  and  $i = \arcsin \frac{1}{2} = 30^\circ$  are shown for comparison (solid gray lines).

Table 1: Best-fit parameters of the relations between jitter, equatorial rotation velocity, and average magnetic field strength.

$\sigma_{\text{jitter}}^2$	$\alpha$ [m/s]	$\beta$	$\gamma$
$\alpha^2 + (\beta \cdot v_{\text{eq}})^2$	$1.8^{+0.2}_{-0.2}$	$3.5^{+0.3}_{-0.2} \cdot 10^{-3}$	
$\alpha^2 + (\beta \cdot (\langle B \rangle \cdot v_{\text{eq}})^\gamma)^2$	$2.3^{+0.3}_{-0.3}$	$3.9^{+0.7}_{-0.6} \text{ m s}^{-1}$	$0.67^{+0.05}_{-0.04}$

We fit the relation in logarithmic space using a maximum likelihood estimation (MLE) with emcee (Foreman-Mackey et al. 2013). The uncertainties of the jitter values were obtained by bootstrapping the RV data as described in Sect. 3. They do not necessarily represent the statistical uncertainties, but may rather result from the intrinsic variability of the stellar RV signal. We thus included the variance of the jitter as a nuisance parameter in our fit of the jitter-rotation relation (see Appendix A). The fit relation is displayed in Fig. 4, and the fit parameters are listed in Table 1. A corner plot of the fitting parameters is shown in Fig. E.1. The jitter floor lies at  $\alpha = 1.8^{+0.2}_{-0.2} \text{ m s}^{-1}$ , and the best-fit value for  $\beta$  is  $3.5^{+0.3}_{-0.2} \cdot 10^{-3}$ . The jitter floor and the rotation term intersect (i.e.,  $\alpha = \beta \cdot v_{\text{eq}}$ ) at  $v_{\text{eq}} = 0.5 \text{ km s}^{-1}$ . The RMS around the jitter relation, which corresponds to the  $\Delta$  in Eq. (2) and Fig. F.1, is  $2.7 \pm 0.2 \text{ dB}^2$ , corresponding to a factor of 1.9 of the upper and lower bounds of the prediction interval with respect to the expected jitter (Fig. F.1).

The relation provides a good fit to the data in general. A deviation from the relation is visible for fast-rotating stars with  $v_{\text{eq}}$  higher than  $3 \text{ km s}^{-1}$ . J04198+425, an M8.5-type star, is the most prominent outlier. It has a jitter value of  $232 \pm 43 \text{ m s}^{-1}$  at an equatorial rotation velocity of  $v_{\text{eq}} = 5.70 \pm 0.57 \text{ km s}^{-1}$ . The high-jitter bump also includes the well-known active stars YZ CMi and EV Lac. These high-jitter stars are likely young and possess strong average magnetic fields (Cortés-Contreras et al.

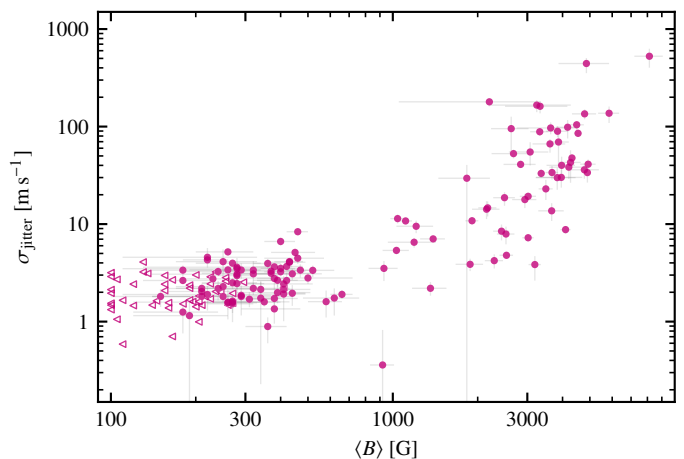


Fig. 6: Radial velocity jitter vs. mean magnetic field. The upper limits on the average magnetic field are indicated by triangles.

2024; Reiners et al. 2022). Additional information on the high-jitter stars (stars above the prediction interval displayed in Fig. 4) is provided in Appendix D.

#### 4.2. Average magnetic fields

In this section, we focus on the connection between average magnetic fields and RV jitter. The average magnetic fields of 292 CARMENES stars were measured by Reiners et al. (2022) by comparing polarized radiative transfer calculations with a selection of suitable observed spectral lines in the CARMENES coadded, high-S/N spectra. The lines were selected to represent a broad range of Landé g-factors, that is, sensitivities to the magnetic field, in order to differentiate from other broadening mechanisms. This allows for an accurate measurement of the magnetic field regardless of the rotational broadening. Upper limits were computed for stars with a weak magnetic field, which also have low rotation velocities ( $v \sin i \leq 2 \text{ km s}^{-1}$ ).

A total of 178 stars of the 292 stars with a magnetic field measurement are part of our sample of stars with a sufficient number of observations and without indications of companions (see Sect. 2). For an additional 6 stars, the literature reports mean magnetic field measurements (Cristofari et al. 2023; Kochukhov 2021), but we did not include these to sustain the homogeneity of the sample. Figure 6 shows the RV jitter as a function of average magnetic field strength  $\langle B \rangle$ . For stars with an average magnetic field below 1 kG, the RV jitter stays below  $10 \text{ m s}^{-1}$ . Between 1 to 3 kG, the RV jitter takes values from a few  $\text{m s}^{-1}$  to tens of  $\text{m s}^{-1}$ . Above 3 kG, the RV jitter assumes high values up to several hundred  $\text{m s}^{-1}$ . This regime of a high average magnetic field is also characterized by a weakened dependence of the magnetic field on rotation (see Fig. 4.1).

We incorporated the average magnetic field into the jitter-rotation relation and tested different relations in order to minimize the scatter around the best-fitting model. A total of 89 stars have precise measurements of their average magnetic fields and equatorial rotation velocities. We allowed for additive and multiplicative terms of the average magnetic field and the equatorial rotation velocity to represent dependent and independent jitter generation. We also tested relations that only included one of the parameters, either the average magnetic field or the equatorial rotation velocity. The fit relations are listed in Table F.3. We

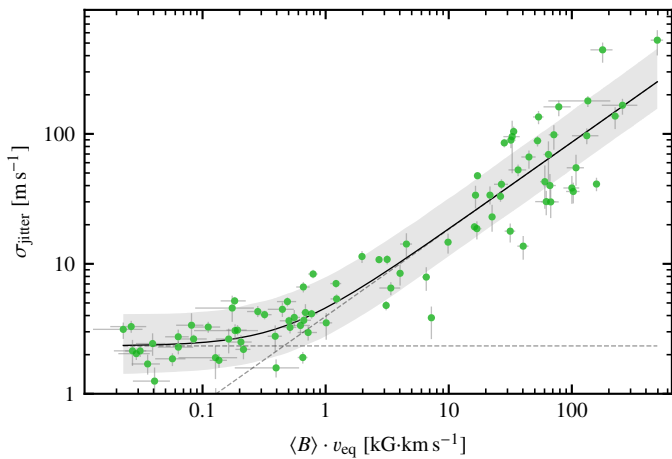


Fig. 7: Similar to Fig. 4, but showing the RV jitter as a function of the product of the average magnetic field strength and stellar rotation velocity for 89 CARMENES stars. Equation (3) is the functional form of the model.

applied the same fitting procedure as described in Sect. 4.1 and Appendix A.

To compare the models, we employed the Akaike information criterion (AIC; Akaike 1974) and the Bayesian information criterion (BIC; Schwarz 1978). According to Kass & Raftery (1995), an AIC or BIC difference smaller than 10 means that the comparison is indecisive, and an AIC or BIC difference smaller than 6 demonstrates only weak evidence in favor of the better-performing model. In our comparison, the three best-fitting relations produce a change in the BIC as well as AIC that is smaller than 6. This only suggests a weak preference for the best-fitting relation. The best-fitting relation with the lowest BIC and AIC values includes the average magnetic field strength. In this relation, the RV jitter is a function of the product of the equatorial rotation velocity  $v_{\text{eq}}$  and the average magnetic field strength  $\langle B \rangle$ , such that

$$\sigma_{\text{jitter}}^2 = \alpha^2 + \left( \beta \cdot \left( \frac{\langle B \rangle}{1 \text{ kG}} \cdot \frac{v_{\text{eq}}}{1 \text{ km s}^{-1}} \right)^\gamma \right)^2. \quad (3)$$

A single exponent for the product of  $\langle B \rangle$  and  $v_{\text{eq}}$  instead of different exponents for both parameters is weakly preferred by our model comparison (see Table G.3). The model performs better than the jitter-rotation relation we fit in Sect. 4.1 (Eq. (2)) with a difference in BIC of 17.2. The best-fit relation (Eq. (3)) is shown in Fig. 7. The best-fit parameters are given in Table G.3, and the respective corner plot is shown in Fig. E.2. With  $\alpha = 2.3^{+0.3}_{-0.3} \text{ m s}^{-1}$ , the  $\alpha$ -parameter takes a slightly higher value than  $\alpha$  in the jitter-rotation relation without the average magnetic field (Eq. (2)). The slope parameter  $\beta$  is not directly comparable between Eq. (2) and Eq. (3) because the average magnetic field and the additional exponent  $\gamma$  are included. The high-jitter stars lie closer to the expectation of the relation than in Fig. 4. J04198+425, which deviates most in Fig. 4, is not included because no measurement of the average magnetic field is available.

#### 4.3. Magnetic field components

We previously showed in Sect. 4.1 that the observed RV jitter is related to the equatorial rotation velocity in fast rotators, and we showed that the RV jitter appears to be sensitive to the average

magnetic field in Sect. 4.2. In this section, we investigate the impact of the distribution of the magnetic field filling factors.

The average magnetic field is the sum of the magnetic field components  $B_k$ , weighted by their filling factors  $f_k$ ,  $\langle B \rangle = \sum_k f_k B_k$ . The filling factors are derived from line profiles, which represent the sum of profiles emitted at different magnetic strengths and hence with different Zeeman broadening. Simplistically, the filling factors might be thought of as the relative area of the stellar disk that is penetrated by a magnetic field of a given magnetic field strength. The magnetic filling factors  $f_k$  in the sum stated above are degenerate. In other words, stars with different magnetic filling factor distributions can have the same average magnetic field strength. We investigated the filling factor distributions of the stars in our sample based on the distributions fit by Reiners et al. (2022)<sup>5</sup>.

The filling factor distributions show different patterns, similar to the patterns described by Shulyak et al. (2019): Stars with small average magnetic field strengths have strong zero-field magnetic components. Stars with strong average magnetic field strengths display smooth distributions or concentrated distributions of the magnetic field components. In Fig. 8, we compare the filling factor distributions of EV Lac with those of J11201–104, which shows a broad distribution of magnetic field components ranging from 0 to 4 kG. Its zero component, that is, the contribution of regions with a magnetic field strength below 1 kG, has a filling factor of 0.25. In contrast, the filling factors in EV Lac follow a narrow distribution that peaks at 3 kG and has a maximum filling factor of 0.43. The zero component is weak with a filling factor of 0.03. With  $v_{\text{eq}} = 4.55 \pm 0.04 \text{ m s}^{-1}$ , J11201–104 has a similar rotation velocity as EV Lac. The average magnetic field strength is smaller in J11201–104 with  $2170 \pm 160 \text{ G}$ .

To characterize the shape of the filling factor distribution, we computed the significance of the largest peak other than  $\langle B_0 \rangle = 0 \text{ G}$  in relation to all other field strengths. That is, we quantified to which extent the star carries predominantly one particular field strength in contrast to a broad distribution of field strengths. For this purpose, we computed the mean and the standard deviation of the filling factors  $f_k$  excluding the peak component. We defined a distribution index

$$z = \frac{f_{\text{peak}} - \text{mean} f_{k,k \neq \text{peak}}}{\text{std} f_{k,k \neq \text{peak}}}, \quad (4)$$

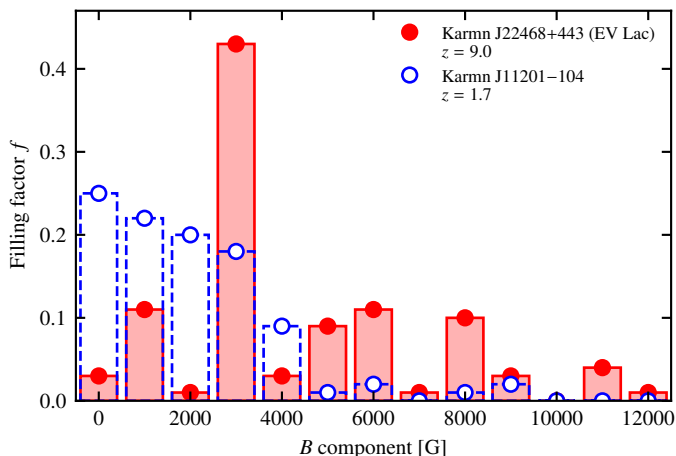
where  $f_{\text{peak}} = \max f_{k,k \neq 0}$ . The computed value serves as an indicator for the shape of the distribution: A high  $z$  value corresponds to a narrower distribution that is more strongly peaked, whereas a low  $z$  value corresponds to a more uniform distribution of the filling factors. When a negative value was obtained because a large zero component dominates the mean, we set the index to zero.

Figure 9 is a variation of our plot of the jitter-rotation relation, where the index of the filling factor distribution is now shown in the color-mapping. Stars with rotation velocities below  $1 \text{ km s}^{-1}$  have index values around zero, which is expected because their magnetic fields are weak. A series of stars between 4 to  $10 \text{ km s}^{-1}$  display high  $z$ -index values  $\geq 5$  as well as high jitter. These stars have similar narrow distributions with peaks between 2 to 4 kG. Their maximum filling factors lie between 0.35 to 0.55. J06574+740 is a possible extension of the series as it also shows a high  $z$  value, but a jitter value closer to the prediction by

<sup>5</sup> The component distributions of all stars with average magnetic field measurements are available in their supplement (<http://carmenes.cab.inta-csic.es/gto/jsp/reinersetal2022.jsp>).

Table 2: Stellar parameters, RV jitter, and magnetic field properties of the series of high-jitter stars with concentrated magnetic field distributions.

Karmn	Name	SpT	$\sigma_{\text{jitter}}$ [m s <sup>-1</sup> ]	$v_{\text{eq}}$ [km s <sup>-1</sup> ]	$B$ [G]	$z$
J06574+740	2MASS J06572616+7405265	M4.0 V	161 ± 23	23.5 ± 1.3	3330±830	14
J07446+035	YZ CMi	M4.5 V	85.3± 6.5	6.23 ± 0.56	4540±150	7.7
J08536-034	LP 666-009, GJ 3517	M9.0 V	135 ± 16	11.2 ± 1.1	4790±470	5.3
J18131+260	LP 390-16	M4.0 V	104 ± 11	7.50 ± 0.29	4490±270	5.3
J22468+443	EV Lac	M3.5 V	47.6± 2.5	3.964± 0.079	4320±110	9.0
J23548+385	RX J2354.8+3831	M4.0 V	33.8± 6.4	3.367± 0.044	4900±130	9.3


Fig. 8: Distribution of magnetic filling factors for EV Lac (solid red bars) and J11201–104 (dashed blue bars). The distribution index  $z$  indicates the concentration of the distribution of filling factors (see Eq. (4)).

the jitter-rotation relation. The high-jitter stars with high  $z$  values are listed in Table 2. These stars are mid-M dwarfs, except for J08536–034, which is of spectral type M9V. All of these high-jitter stars are RV-loud by the definition of Tal-Or et al. (2018) since their  $v \sin i$  values are higher than 2 km s<sup>-1</sup> and their RV jitter values exceed 10 m s<sup>-1</sup>. The stars have  $H\alpha$  pseudo-equivalent widths  $\text{pEW}(H\alpha) \leq -0.5 \text{ \AA}$  and can be considered as  $H\alpha$ -active following Jeffers et al. (2018).

The series of stars with excess jitter and a high  $z$  value also have a strong average magnetic field strength of 3.3 to 4.9 kG and are located at the upper end of the magnetic fields measured for CARMENES targets (Fig. 6). Additionally, four of the stars, J07446+035, J18131+260, J22468+443, and J23548+385, produce magnetic fields slightly more efficiently, as indicated by their Rossby numbers. Figure F.4 shows the average magnetic field as a function of the Rossby number. We include the relations fit by Shan et al. (2024, see their Fig. 9). J07446+035, J18131+260, J22468+443, and J23548+385 lie significantly above the relation at an  $Ro$  of around 0.3. J06574+740 and J08536–034 have lower Rossby numbers and lie close to the relation.

Figure 9 also displays stars with low  $z$  values and high jitter, and vice versa. Individual high-jitter stars are discussed in Appendix D. The most prominent high- $z$  stars with jitter below the prediction by the jitter-rotation relation are J05062+046 and J19511+464. Both stars occupy a similar region in the jitter-rotation plot around an equatorial rotation velocity of 30 km s<sup>-1</sup> and a jitter value around 50 m s<sup>-1</sup>. The two stars are likely

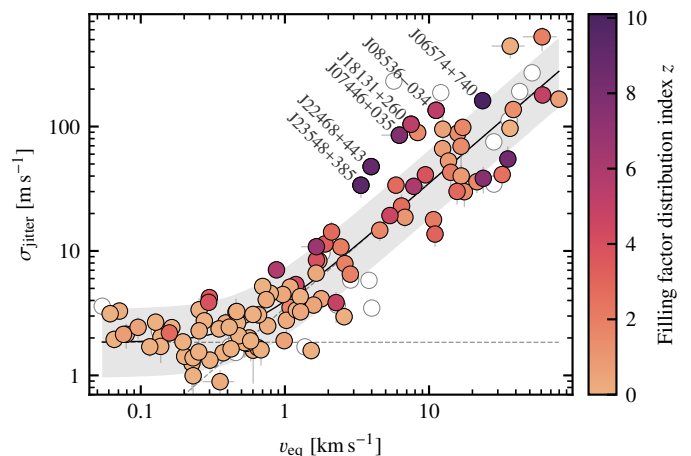


Fig. 9: As Fig. 4, but color-coded with the filling factor distributions index and only for stars with measured average magnetic field. The labels mark the series of high-jitter stars with concentrated magnetic field distributions. The empty circles display stars without measurements of the average magnetic field.

very young and are members of young stellar kinematic groups (Cortés-Contreras et al. 2024). Both stars have relatively few observations, 12 and 13.

Stars with high jitter and low  $z$  and vice versa might in general be explained by the following causes: (i) The variability of the RV signal of stars might not be completely sampled; many active stars only have about ten RV data points. Additionally, unaccounted-for trends might be present in these stars. (ii) The proposed index does not capture the full complexity of the magnetic field structure. (iii) The magnetic field measurements have large uncertainties, and the measurement reliability might decrease toward the regime of extreme rotation because the rotational line broadening increases.

## 5. Discussion

With our version of the jitter-rotation relation, we provide an extension of previous work toward slowly rotating stars on the basis of a large sample of well-characterized M dwarfs. In this section, we discuss the jitter floor, including possible contributions from instrumental effects, the implications of the jitter-rotation relation, and the connection of excess jitter to the magnetic field.

### 5.1. Jitter floor

Following previous analysis, we characterize RV jitter as excess noise, where we count any residual instrumental or stellar signal



as noise. This has the advantage of a unified description of noise sources without major assumptions on the nature of the signal. With the jitter, we describe the regimes of slow stellar rotation, where the instrumental or stellar noise floor dominates, and fast rotation, where the rotation-related activity signal dominates.

In this framework, we exclude time series with fewer than ten data points and stars with known planets or trends. The minimum number of required data points was chosen arbitrarily. Consequently, the jitter can be over- or underestimated when only a part of the signal is sampled. This especially affects active stars, for which observations have often been deferred after their active nature was established. After completion, CARMENES will attain 50 observations for its survey stars (Ribas et al. 2023), which will allow for a more robust analysis in the future. For our analysis, we used data that were corrected for telluric absorption and NZPs. The telluric absorption correction (Nagel et al. 2023) has a large effect mainly on fast rotators, where the RV information content is relatively low because of rotational line broadening (e.g. Reiniers et al. 2010). Hence, we reduced systematic telluric and instrumental effects to the best possible extent.

For stellar equatorial rotation velocities below  $\sim 1 \text{ km s}^{-1}$ , we show that a jitter floor of approximately  $2 \text{ m s}^{-1}$  exists. The jitter floor might be caused by a baseline of stellar activity that is not related to rotation or instrumental instability. The signals of hidden companions also contribute to the observed jitter floor. Ribas et al. (2023) estimated that a fraction of  $0.89^{+0.08}_{-0.11}$  of M stars host planets when the planets in a mass bin of  $1 M_{\oplus} \leq M_{\text{pl}} \sin i \leq 10 M_{\oplus}$  and periods of 1 to 1000 d are considered. Based on their assumptions (planet mass, orbital period distribution, and circular orbits), the median semi-amplitude of model planets in this parameter space lies at approximately  $1.3 \text{ m s}^{-1}$  (see Appendix C).

Instrumental instability might concern the accuracy of the wavelength solution, which is taken at the beginning of a night, or the accuracy of the drift measurements during the night (Schäfer et al. 2018). Nightly zero point shifts affect the accuracy of the wavelength solution and are identified by measuring the average Doppler shifts of RV-quiet stars in each night (Tal-Or et al. 2019; Ribas et al. 2023). Uncertainties on the NZPs are propagated to the corrected internal RV uncertainties used in this work. Therein, the NZP errors are typically  $\lesssim 1 \text{ m s}^{-1}$ . Since NZP uncertainties are included in the internal RV uncertainties, nightly shifts should not contribute significantly to the jitter.

Ribas et al. (2023) reported a median reweighted RMS of  $3.9 \text{ m s}^{-1}$  for the NZP-corrected CARMENES RVs and a jitter contribution of  $3.5 \text{ m s}^{-1}$ . Computing the jitter from spectra that were corrected for telluric absorption and excluding known planet hosts, we find a slightly lower median jitter of  $3.1 \text{ m s}^{-1}$ .

In the following, we compare the jitter floor in CARMENES to the jitter floor in other RV surveys. Fischer et al. (2016) discussed the RV precision of the major Doppler search programs at the time. Their comparison was mostly based on the internal precision. The two largest programs in their comparison, executed with HARPS<sup>6</sup> (Mayor et al. 2003) and HIRES<sup>7</sup> (Vogt et al. 1994), provide an internal precision of  $0.8 \text{ m s}^{-1}$  and  $1.5 \text{ m s}^{-1}$ , where the precision is scaled to a hypothetical observation with an S/N of 200 for a  $3 \text{ km s}^{-1}$  spectral bin at 550 nm. The median internal precision of all targets of the CARMENES survey lies at  $1.6 \text{ m s}^{-1}$ , with a median S/N of 95. When we scale the precision to the hypothetical observation with S/N = 200, the CARMENES precision lies at  $0.8 \text{ m s}^{-1}$ , which is similar to the

precision of HARPS. Fischer et al. (2016) also provided RMS radial velocities of programs running on the various instruments. The California Planet Search appears to reach an RMS floor at 2 to  $4 \text{ m s}^{-1}$ . The RMS in HARPS reaches 1 to  $2 \text{ m s}^{-1}$ . Therefore, HARPS demonstrates the highest precision of the instruments compared by Fischer et al. (2016). However, a general comparison is only of limited use because internal as well as external precision also depends on the spectral type, among other parameters. Wright (2005) studied RV jitter in stars with F to M spectral types observed with HIRES. In inactive M dwarfs, they reported a jitter value of approximately  $5 \text{ m s}^{-1}$ , which exceeds the median jitter in our sample by  $2 \text{ m s}^{-1}$ . This might be related to the better instrumental stability of CARMENES, but it might also be due to differences in the samples. For the HARPS sample of M dwarfs, Bonfils et al. (2013) reported an internal uncertainty of down to  $0.7 \text{ m s}^{-1}$  and an external uncertainty between  $1.5$  to  $2.0 \text{ m s}^{-1}$  as a lower threshold for the brightest targets. The excess noise should consequently lie at  $1.3$  to  $1.8 \text{ m s}^{-1}$ . Perger et al. (2017) reported an RV jitter of  $2.3 \text{ m s}^{-1}$  in their HARPS-N<sup>8</sup> (Cosentino et al. 2012) survey of early-type M dwarfs. Tuomi et al. (2019) combined RV data of 426 nearby M dwarfs from HARPS, HIRES, UVES<sup>9</sup> (Dekker et al. 2000), and PFS<sup>10</sup> (Tamura et al. 2016). They obtained a median jitter of  $2.3 \text{ m s}^{-1}$ . In a sample of 200 inactive mid- to late-type M dwarfs, Pass et al. (2023a) reported internal uncertainties between 5 to  $18 \text{ m s}^{-1}$  for their most precise observations, and they measure a weighted standard deviation of  $20 \text{ m s}^{-1}$  and  $21 \text{ m s}^{-1}$  for the two instruments TRES<sup>11</sup> (Szentgyorgyi & Furész 2007) and CHIRON<sup>12</sup> (Tokovinin et al. 2013) that they employed. When we consider the internal uncertainty of  $5 \text{ m s}^{-1}$ , the jitter floor in their survey lies at 9 to  $11 \text{ m s}^{-1}$ , which suggests that their results are limited by instrumental noise.

The literature values as well as the jitter floor of  $1.8^{+0.2}_{-0.2} \text{ m s}^{-1}$  determined in this work is overall compatible with a jitter floor of 1 to  $3 \text{ m s}^{-1}$  in M dwarfs. The question remains which contribution to the jitter floor dominates: instrumental, stellar jitter, or signals by unaccounted-for companions. We can attempt to estimate the contributions of instrumental noise, granulation jitter, and unaccounted companions. Bauer et al. (2020) investigated the instrumental stability of CARMENES in detail. They reported an instrumental jitter in CARMENES VIS of  $1.2 \text{ m s}^{-1}$ . To approximate the granulation component of RV jitter, we used the scaling law by Luhn et al. (2020a, see their Eq. 9), which approximates the granulation-induced jitter as a function of stellar mass, luminosity, and effective temperature. For the stellar parameters of slowly rotating stars in our sample ( $v \sin i \leq 2 \text{ km s}^{-1}$ ), we computed a granulation RV jitter up to  $0.3 \text{ m s}^{-1}$ . We approximated the noise contribution caused by unaccounted-for companions with  $0.9 \text{ m s}^{-1}$  (see Appendix C). The combined jitter from the quadratic sum of these contributions is  $1.5 \text{ m s}^{-1}$ , which agrees with the observed jitter floor established above.

The jitter floor does not represent a hard limit because planet searches have succeeded to detect planets with RV semi-amplitudes below  $1 \text{ m s}^{-1}$ . Faria et al. (2022) claimed the detection of a planet with an RV semi-amplitude of  $39 \pm 7 \text{ cm s}^{-1}$  around the slowly rotating mid-type M dwarf Proxima Centauri

<sup>6</sup> High Accuracy Radial velocity Planet Searcher for the Northern hemisphere

<sup>9</sup> Ultraviolet and Visual Echelle Spectrograph

<sup>10</sup> Subaru Prime Focus Spectrograph

<sup>11</sup> Tillinghast Reflector Echelle Spectrograph

<sup>12</sup> CTIO HIGH RESOLUTION spectrograph

<sup>6</sup> High Accuracy Radial velocity Planet Searcher

<sup>7</sup> High Resolution Echelle Spectrometer



with ESPRESSO<sup>13</sup> (Pepe et al. 2021). In addition to the two planets Proxima Centauri b and d, the RV signal was modeled using a Gaussian process with an RV amplitude of  $1.7^{+0.7}_{-0.5}$  m s<sup>-1</sup> for the contribution of stellar RV signals. In the analysis, additional jitter terms of 0.07 to 0.40 m s<sup>-1</sup> were retained. In this work, any stellar or other signal is modeled as jitter. When we consider the RV amplitude of the Gaussian process, the jitter floor of this work is thus consistent with the results of Faria et al. (2022).

## 5.2. Jitter-rotation relation

The linear part of our relation of RV jitter with the rotation velocity at fast rotation agrees in general with previous findings (Tal-Or et al. 2018; Saar et al. 1998). Saar et al. (1998) were the first to fit a power law in  $v \sin i$ , finding a close-to-linear relation for F-, G-, and K-type stars. Subsequently, the RV jitter caused by the flux effect of cool star spots was studied many times also in numerical simulations (Saar & Donahue 1997; Hatzes 1999, 2002; Desort et al. 2007; Boisse et al. 2012; Dumusque et al. 2014; Herrero et al. 2016). These simulations demonstrated a linear (or almost linear) relation of a spot-induced RV amplitude with  $v \sin i$ , which agrees with our observations in fast-rotating stars. They also found a linear relation with the spot filling factor (e.g. Saar & Donahue 1997). As stated by Boisse et al. (2012), a quantitative comparison between simulated and observed jitter relations is not a desirable approach because the models are constrained by simplifications and assumptions regarding the model parameters.

A linear scaling of the RV jitter with the projected rotation velocity is expected for the flux effect as long as the spot parameters stay constant as a function of rotation velocity. The observed trend (Fig. E.3) thus implies that spot parameters do not vary strongly with the rotation velocity in this regime. The activity-rotation relations predict increasing activity with increasing rotation velocity and saturation in fast-rotating stars. Most of the stars in the part that is dominated by activity and rotation in our plot in Fig. 4 belong to the stars in the saturated regime (see Fig. F.3).

Our fit of the linear part of the relation in Eq. (2) is mainly based on stars of type M4 and M5 because the CARMENES survey has a bias to early- and mid-type M dwarfs and mostly slow rotation in the early-type M dwarfs (Marfil et al. 2021). Furthermore, CARMENES contains only a few young stars (Cortés-Contreras et al. 2024). As a result of this bias, we cannot exclude deviations from the observed relation of jitter with rotation for early- and late-type M dwarfs and young M dwarfs. The jitter-rotation relation might change with spectral subtype and evolutionary state of a star.

The jitter-rotation relation allows us to estimate the expected RV jitter of M dwarfs given their rotation velocity. It might therefore be helpful in estimating detection limits of RV surveys as well as in preparing RV observations, such as the follow-up observations for mass determinations of transiting planets. Furthermore, an excess jitter compared to the jitter-rotation relation can be used as a quick indication of a planetary companion, in particular, for series with only a few measurements.

We show the predictive aspect of the relation for six stars from the CARMENES-TESS program (Table 3). CARMENES-TESS operated under the CARMENES GTO and Legacy surveys and followed-up planet candidates from the Transiting Exoplanet Survey Satellite mission (TESS; Ricker et al. 2015). The

Table 3: Comparison of predicted and observed jitter for six CARMENES-TESS stars.

TOI	$v_{\text{eq}}$ [km s <sup>-1</sup> ]	$\sigma_{\text{jitter}}^{\text{pred}}$ [m s <sup>-1</sup> ]	$\sigma_{\text{jitter}}^{\text{meas}}$ [m s <sup>-1</sup> ]	$\sigma_{\text{jitter+GP}}^{\text{lit}}$ [m s <sup>-1</sup> ]	Ref
442	0.84± 0.08	3.4 <sup>+3.0</sup> <sub>-1.6</sub>	12.7 ± 1.1	5.20 <sup>+0.77</sup> <sub>-0.58</sub>	Drei20
562	0.22± 0.01	2.0 <sup>+1.7</sup> <sub>-0.9</sub>	1.58± 0.32	2.8 <sup>+1.0</sup> <sub>-0.8</sub>	Luq19
1201	1.22± 0.12	4.6 <sup>+4.0</sup> <sub>-2.1</sub>	7.22± 0.90	3.7 <sup>+1.7</sup> <sub>-1.1</sub>	Kos21
1801	1.72± 0.12	6.3 <sup>+5.4</sup> <sub>-2.9</sub>	11.68± 0.48	6.49 <sup>+0.94</sup> <sub>-0.87</sub>	Mal23
4438	0.28± 0.03	2.0 <sup>+1.8</sup> <sub>-0.9</sub>	2.88± 0.57	1.33 <sup>+0.71</sup> <sub>-0.80</sub>	Gof24
4599	0.59± 0.01	2.7 <sup>+2.4</sup> <sub>-1.3</sub>	3.00± 0.28	2.79 <sup>+0.57</sup> <sub>-0.50</sub>	Luq22

**References.** Drei20: Dreizler et al. (2020), Luq19: Luque et al. (2019), Kos21: Kossakowski et al. (2021), Mal23: Mallorquín et al. (2023), Gof24: Goffo et al. (2024), Luq22: Luque et al. (2022).

CARMENES-TESS stars were excluded from our jitter sample because they host planets. In Table 3, we predicted the RV jitter  $\sigma_{\text{jitter}}^{\text{pred}}$  based on the rotation period and stellar radius adopted in the respective CARMENES-TESS publication and using Eq. (2). The raw TAC RVs of TOI-442 jitter with  $\sigma_{\text{jitter}}^{\text{meas}} = 12.7$  m s<sup>-1</sup>, which significantly exceeds our prediction from stars without planets. TOI-1201 and TOI-1801 are close to the upper edge of the prediction interval. No quick conclusions about the presence of planets can be made for the remaining three stars. When the planetary signals are removed, the remaining jitter should also be consistent with the prediction. As a proxy for the remaining jitter  $\sigma_{\text{jitter+GP}}^{\text{lit}}$ , we used the jitter given in the CARMENES-TESS publications. Since the stellar activity is typically taken out mostly by Gaussian processes (GP; Rajpaul et al. 2015), we quadratically added the GP amplitude back. These jitters  $\sigma_{\text{jitter+GP}}^{\text{lit}}$  agree well with our predictions. Thus, our prediction can serve as a simple planet indicator that is even applicable for a few data points.

## 5.3. Role of the magnetic field

The jitter-rotation relation describes the trend of RV jitter with rotation. Aiming to reduce the scatter in this relation, we included the average magnetic field strength in the relation. The improved relation is a function of the product of the average magnetic field with the equatorial rotation velocity.

The increased jitter floor in stars with strong magnetic fields indicates the suppression of convective shifts by the presence of magnetic fields. We observed a difference of  $0.5 \pm 0.4$  m s<sup>-1</sup> in the fitted jitter floor between the jitter-rotation relation (Eq. (2)) and the relation that additionally included the average magnetic field (Eq. (3)). To further investigate this difference in the jitter floor, we compared the mean jitter of stars with and without strong magnetic fields in the slowest rotators of our sample ( $v_{\text{eq}} < 0.5$  km s<sup>-1</sup>). The mean jitter of stars with weak magnetic fields (only upper limits on the average magnetic field strength) is lower by  $0.5 \pm 0.3$  m s<sup>-1</sup>. This difference in the jitter floor could be caused by the suppression of convective shifts by strong magnetic fields. Variability in the magnetic field results in a variable suppression of convective shifts and could thus produce RV jitter regardless of rotational modulation and the flux effect.

The average magnetic field saturates in fast-rotating stars Reiners et al. (2022). A saturation of the average magnetic field with the equatorial rotation velocity can also be seen (Fig. F.3).

<sup>13</sup> Echelle SPectrograph for Rocky Exoplanets and Stable Spectroscopic Observations

The saturation in fast-rotating stars might correspond to saturation in the expression of the surface features, such as spots. In this case, we would expect that RV jitter increases with rotation velocity at a slower rate for stars in the saturated regime. A saturation would affect stars with a rotation velocity upward of approximately  $5 \text{ km s}^{-1}$ . No saturation is clearly visible in our plot of the RV jitter against the equatorial rotation velocity (Fig. 4). However, the improved fit including the average magnetic field (Eq. (3)) compared to the rotation-only fit (Eq. (2)) may result from a slight saturation of the RV jitter in fast-rotating stars.

A correlation between the magnetic field strength and RV jitter in M dwarfs was previously investigated by Moutou et al. (2017). Moutou et al. (2017) proposed an activity merit function based on the total chromospheric emission, the absolute longitudinal magnetic field,  $v \sin i$ , and the average magnetic field. From the weights of the parameters of their merit function, the authors concluded that most of the jitter is explained by the longitudinal magnetic field and chromospheric emission. In contrast, we observe that jitter is primarily a function of rotation (Sect. 4.1 and 4.2). Their sample mostly consisted of slow rotators, many only with upper limits on  $v \sin i$ , such that the effect of rotation likely is less prevalent in their sample.

A series of stars that showed excess jitter compared to the jitter-rotation relation also showed similar distributions of their magnetic field components, with a single dominating magnetic field component at 2 to 4 kG. The filling factors of the dominant component lie between 0.35 to 0.55. Shulyak et al. (2019) previously noted the similarity of the magnetic filling factor distributions between YZ CMi, EV Lac, and J23548+385. It now appears that this type of distribution extends to the entire group of stars with excess jitter, and the excess jitter in these stars appears to be related to the shape of their magnetic filling factor distributions. We characterize the shape of magnetic filling factor distribution with the index  $z$  defined in Eq. (4). The stars of the excess-jitter group have an index value between  $z = 7$  to 9, which is significantly above the mean for all filling factor distributions of our sample at 1.6.

The high  $z$  values in the excess-jitter stars is indicative of a correlation between the magnetic filling factor distribution and the RV jitter. The distribution does not reveal the spatial distribution of the magnetic field on the stellar surface. It is therefore unclear whether the dominant component is associated with specific features on the stellar surface, that is, spots or faculae, or is distributed rather homogeneously over the stellar surface.

Active stars exhibit a variety of magnetic filling factor distributions, and it has been suggested that different distributions are related to different dynamo states (Reiners et al. 2022; Shulyak et al. 2019). Although it is unclear why the stars show different distributions, the distributions appear to affect the RV jitter. RV jitter arises from corotating spatial inhomogeneities, that is, it requires a difference in the magnetic field or temperature. Therefore, magnetic field or temperature differences must exist in the stars with excess jitter, even though their magnetic field components are concentrated in the range of 2 to 4 kG. These excess-jitter stars also have low filling factors for magnetic field components below  $B = 2 \text{ kG}$ . This implies that the magnetic field or temperature difference that causes the RV jitter is between wide spread regions with strong magnetic fields, and not between small regions of spots and faculae against the backdrop of a quiet stellar surface.

Presumably, the RV signal of a spot on a star with an overall active surface changes compared to a spot on a star that is predominantly inactive because the stellar surface brightness strongly changes with magnetic field strength (Norris et al. 2023)

and the spectrum is altered by the Zeeman effect. Simulations should consider the concentration of magnetic field components, such as observed in the excess-jitter stars, in order to better understand the influence of the magnetic field on the stellar RV signal. Another pathway is the detailed study of individual magnetically sensitive lines such as the strong KI lines in the near-infrared (Fuhrmeister et al. 2022; Terrien et al. 2022).

We suspect that the increased RV jitter in the stars with concentrated magnetic field components is related to the line shape of magnetically sensitive lines. Each line in the spectrum carries RV information depending on the line shape, with sharp lines carrying more RV information than broad lines (Bouchy et al. 2001). As a result of the Zeeman effect, magnetically sensitive lines split in the presence of magnetic fields, where the splitting is proportional to the magnetic field strength. The resulting Zeeman components of the line are therefore sharper for a narrow distribution of the magnetic field components and broader for a wide distribution of the magnetic field components. Consequently, the Zeeman components of a line carry more RV information in the case of a narrow distribution of the magnetic field components. Hence, we expect the magnetically sensitive lines to have greater RV information in stars with concentrated magnetic field components than in stars with a broad distribution of the magnetic field components. Greater RV information in the magnetically sensitive lines means that these lines contribute more to the total RV. We therefore expect magnetic field variability to cause larger RV jitter in stars with concentrated magnetic field components.

## 6. Summary

We measured the jitter in the RV time series of M dwarfs from the CARMENES survey. The CARMENES VIS RV jitter correlates with the rotation velocity, which we computed from stellar rotation period and stellar radius. We fit a relation of the RV jitter as a function of rotation velocity,

$$\sigma_{\text{jitter}}^2 = (1.8 \text{ m s}^{-1})^2 + (3.5 \cdot 10^{-3} \cdot v_{\text{eq}})^2. \quad (5)$$

The relation can be used to predict jitter, where the prediction has to be multiplied (divided) by 1.9 to obtain upper (lower) bounds. In stars rotating slower than  $1 \text{ km s}^{-1}$ , the RV jitter is independent of stellar rotation. Thus, the remaining jitter must result from residual instrumental noise, hidden companions, and granulation. We conclude that the reduction of rotationally modulated variability is not sufficient to reach below the jitter floor of  $\sim 2 \text{ m s}^{-1}$  in our survey.

The effect of the average magnetic field on the RV jitter was considered as an extension of the jitter-rotation relation. A relation of the RV jitter as function of the product of the average magnetic field and rotation velocity is preferred to the jitter-rotation relation without a magnetic field. The best-fitting relation with a magnetic field is given by

$$\sigma_{\text{jitter}}^2 = (2.3 \text{ m s}^{-1})^2 + \left( 3.9 \text{ m s}^{-1} \cdot \left( \frac{\langle B \rangle}{1 \text{ kG}} \cdot \frac{v_{\text{eq}}}{1 \text{ km s}^{-1}} \right)^{0.67} \right)^2. \quad (6)$$

A series of stars with excess jitter shares a distinctive distribution of the magnetic filling factors, which is characterized by magnetic filling factors that are concentrated around 2 to 4 kG.

We conclude that the concentration of magnetic filling factors affects the Zeeman-split line profiles and leads to the observed excess jitter. The identification of distinctive magnetic field components in stars with excess RV jitter suggests that activity-induced RV signals are associated with specific distributions of the magnetic field components.

## Data availability

Table F.2 is available in electronic form at the CDS via anonymous ftp to cdsarc.u-strasbg.fr (130.79.128.5) or via <http://cdsweb.u-strasbg.fr/cgi-bin/qcat?J/A+A/>.

**Acknowledgements.** This publication was based on observations collected under the CARMENES Legacy+ project. CARMENES is an instrument at the Centro Astronómico Hispano en Andalucía (CAHA) at Calar Alto (Almería, Spain), operated jointly by the Junta de Andalucía and the Instituto de Astrofísica de Andalucía (CSIC). The authors wish to express their sincere thanks to all members of the Calar Alto staff for their expert support of the instrument and telescope operation. CARMENES was funded by the Max-Planck-Gesellschaft (MPG), the Consejo Superior de Investigaciones Científicas (CSIC), the Ministerio de Economía y Competitividad (MINECO) and the European Regional Development Fund (ERDF) through projects FICTS-2011-02, ICTS-2017-07-CAHA-4, and CAHA16-CE-3978, and the members of the CARMENES Consortium (Max-Planck-Institut für Astronomie, Instituto de Astrofísica de Andalucía, Landessternwarte Königstuhl, Institut de Ciències de l’Espai, Institut für Astrophysik Göttingen, Universidad Complutense de Madrid, Thüringer Landessternwarte Tautenburg, Instituto de Astrofísica de Canarias, Hamburger Sternwarte, Centro de Astrobiología and Centro Astronómico Hispano-Alemán), with additional contributions by the MINECO, the Deutsche Forschungsgemeinschaft (DFG) through the Major Research Instrumentation Programme and Research Unit FOR2544 “Blue Planets around Red Stars”, the Klaus Tschira Stiftung, the states of Baden-Württemberg and Niedersachsen, and by the Junta de Andalucía. We acknowledge financial support from the Agencia Estatal de Investigación (AEI/10.13039/501100011033) of the Ministerio de Ciencia e Innovación and the ERDF “A way of making Europe” through projects PID2022-137241NB-C41[1:4], PID2021-125627OB-C31, and the Centre of Excellence “Severo Ochoa” and “María de Maeztu” awards to the Instituto de Astrofísica de Canarias (CEX2019-000920-S), Instituto de Astrofísica de Andalucía (CEX2021-001131-S) and Institut de Ciències de l’Espai (CEX2020-001058-M). This work was also funded by the Generalitat de Catalunya/CERCA programme, the DFG priority program SPP 1992 “Exploring the Diversity of Extrasolar Planets” through grants JE 701/5-1 and RE 1664/20-1, and the Israel Science Foundation through grant 1404/22. We thank the anonymous reviewer for helpful comments.

## References

Affer, L., Damasso, M., Micela, G., et al. 2019, *A&A*, **622**, A193  
 Afram, N. & Berdyugina, S. V. 2019, *A&A*, **629**, A83  
 Akaike, H. 1974, *IEEE Transactions on Automatic Control*, **19**, 716  
 Al Moulla, K., Dumusque, X., Figueira, P., et al. 2023, *A&A*, **669**, A39  
 Alonso-Floriano, F. J., Morales, J. C., Caballero, J. A., et al. 2015, *A&A*, **577**, A128  
 Amado, P. J., Bauer, F. F., Rodríguez López, C., et al. 2021, *A&A*, **650**, A188  
 Astudillo-Defru, N., Díaz, R. F., Bonfils, X., et al. 2017a, *A&A*, **605**, L11  
 Astudillo-Defru, N., Forveille, T., Bonfils, X., et al. 2017b, *A&A*, **602**, A88  
 Baluev, R. V. 2009, *MNRAS*, **393**, 969  
 Baran, A. S., Winiarski, M., Krziesiński, J., et al. 2011, *Acta Astron.*, **61**, 37  
 Baroch, D., Morales, J. C., Ribas, I., et al. 2021, *A&A*, **653**, A49  
 Baroch, D., Morales, J. C., Ribas, I., et al. 2020, *A&A*, **641**, A69  
 Baroch, D., Morales, J. C., Ribas, I., et al. 2018, *A&A*, **619**, A32  
 Bauer, F. F., Zechmeister, M., Kaminski, A., et al. 2020, *A&A*, **640**, A50  
 Beeck, B., Cameron, R. H., Reiners, A., & Schüssler, M. 2013, *A&A*, **558**, A49  
 Bicz, K., Falewicz, R., Pietras, M., Siarkowski, M., & Preś, P. 2022, *ApJ*, **935**, 102  
 Bluhm, P., Luque, R., Espinoza, N., et al. 2020, *A&A*, **639**, A132  
 Boisse, I., Bonfils, X., & Santos, N. C. 2012, *A&A*, **545**, A109  
 Bonfils, X., Astudillo-Defru, N., Díaz, R., et al. 2018, *A&A*, **613**, A25  
 Bonfils, X., Delfosse, X., Udry, S., et al. 2013, *A&A*, **549**, A109  
 Bonfils, X., Forveille, T., Delfosse, X., et al. 2005, *A&A*, **443**, L15  
 Bouchy, F., Pepe, F., & Queloz, D. 2001, *A&A*, **374**, 733  
 Brandenburg, A. & Subramanian, K. 2005, *Phys. Rep.*, **417**, 1  
 Burt, J., Vogt, S. S., Butler, R. P., et al. 2014, *ApJ*, **789**, 114  
 Butler, R. P., Johnson, J. A., Marcy, G. W., et al. 2006, *PASP*, **118**, 1685

Butler, R. P., Vogt, S. S., Laughlin, G., et al. 2017, *AJ*, **153**, 208  
 Butler, R. P., Vogt, S. S., Marcy, G. W., et al. 2004, *ApJ*, **617**, 580  
 Caballero, J. A., Cortés-Contreras, M., Alonso-Floriano, F. J., et al. 2016, in 19th Cambridge Workshop on Cool Stars, Stellar Systems, and the Sun (CS19), 148  
 Cadieux, C., Doyon, R., Plotnykov, M., et al. 2022, *AJ*, **164**, 96  
 Chaturvedi, P., Bluhm, P., Nagel, E., et al. 2022, *A&A*, **666**, A155  
 Cortés-Contreras, M., Caballero, J. A., Montes, D., et al. 2024, *A&A*, submitted  
 Cosentino, R., Lovis, C., Pepe, F., et al. 2012, in Proc. SPIE, Vol. 8446, Ground-based and Airborne Instrumentation for Astronomy IV, ed. I. S. McLean, S. K. Ramsay, & H. Takami, 84461V  
 Crass, J., Gaudi, B. S., Leifer, S., et al. 2021, *arXiv e-prints*, arXiv:2107.14291  
 Cristofari, P. I., Donati, J. F., Folsom, C. P., et al. 2023, *MNRAS*, **522**, 1342  
 Damasso, M., Perger, M., Almenara, J. M., et al. 2022, *A&A*, **666**, A187  
 Dekker, H., D’Odorico, S., Kaufer, A., Delabre, B., & Kotzlowski, H. 2000, in Proc. SPIE, Vol. 4008, Optical and IR Telescope Instrumentation and Detectors, ed. M. Iye & A. F. Moorwood, 534–545  
 Desort, M., Lagrange, A. M., Galland, F., Udry, S., & Mayor, M. 2007, *A&A*, **473**, 983  
 Díaz, R. F., Delfosse, X., Hobson, M. J., et al. 2019, *A&A*, **625**, A17  
 Díez Alonso, E., Caballero, J. A., Montes, D., et al. 2019, *A&A*, **621**, A126  
 Donati, J. F., Cristofari, P. I., Finocciety, B., et al. 2023a, *MNRAS*, **525**, 455  
 Donati, J. F., Lehmann, L. T., Cristofari, P. I., et al. 2023b, *MNRAS*, **525**, 2015  
 Dorda, R. 2011, CARMENCITA: CARMENES Cool star Information and daTa Archive  
 Dravins, D. & Ludwig, H.-G. 2023, *A&A*, **679**, A3  
 Dreizler, S., Crossfield, I. J. M., Kossakowski, D., et al. 2020, *A&A*, **644**, A127  
 Dumusque, X., Boisse, I., & Santos, N. C. 2014, *ApJ*, **796**, 132  
 Efron, B. 1979, *Ann. Stat.*, **7**, 1  
 Ellwarth, M., Schäfer, S., Reiners, A., & Zechmeister, M. 2023, *A&A*, **673**, A19  
 Endl, M., Cochran, W. D., Wittenmyer, R. A., & Boss, A. P. 2008, *ApJ*, **673**, 1165  
 Endl, M., Robertson, P., Cochran, W. D., et al. 2022, *AJ*, **164**, 238  
 Espinoza, N., Pallé, E., Kemmer, J., et al. 2022, *AJ*, **163**, 133  
 Faria, J. P., Suárez Mascareño, A., Figueira, P., et al. 2022, *A&A*, **658**, A115  
 Feng, F., Shectman, S. A., Clement, M. S., et al. 2020, *ApJS*, **250**, 29  
 Fischer, D. A., Anglada-Escude, G., Arriagada, P., et al. 2016, *PASP*, **128**, 066001  
 Foreman-Mackey, D., Hogg, D. W., Lang, D., & Goodman, J. 2013, *PASP*, **125**, 306  
 Forveille, T., Bonfils, X., Delfosse, X., et al. 2008, in Precision Spectroscopy in Astrophysics, ed. N. C. Santos, L. Pasquini, A. C. M. Correia, & M. Romaniello, 191–196  
 Fuhrmeister, B., Czesla, S., Nagel, E., et al. 2022, *A&A*, **657**, A125  
 Fuhrmeister, B., Czesla, S., Schmitt, J. H. M. M., et al. 2023, *A&A*, **678**, A1  
 Gaia Collaboration. 2020, *VizieR Online Data Catalog*, I/350  
 Gillon, M., Jehin, E., Lederer, S. M., et al. 2016, *Nature*, **533**, 221  
 Gillon, M., Triaud, A. H. M. J., Demory, B.-O., et al. 2017, *Nature*, **542**, 456  
 Goffo, E., Chaturvedi, P., Murgas, F., et al. 2024, *A&A*, **685**, A147  
 González-Álvarez, E., Kemmer, J., Chaturvedi, P., et al. 2023a, *A&A*, **675**, A141  
 González-Álvarez, E., Petralia, A., Micela, G., et al. 2021, *A&A*, **649**, A157  
 González-Álvarez, E., Zapatero Osorio, M. R., Caballero, J. A., et al. 2023b, *A&A*, **675**, A177  
 González-Álvarez, E., Zapatero Osorio, M. R., Caballero, J. A., et al. 2020, *A&A*, **637**, A93  
 González-Álvarez, E., Zapatero Osorio, M. R., Sanz-Forcada, J., et al. 2022, *A&A*, **658**, A138  
 Gorrini, P., Kemmer, J., Dreizler, S., et al. 2023, *A&A*, **680**, A28  
 Haghighipour, N., Vogt, S. S., Butler, R. P., et al. 2010, *ApJ*, **715**, 271  
 Hatzes, A. P. 1999, in Astronomical Society of the Pacific Conference Series, Vol. 185, IAU Colloq. 170: Precise Stellar Radial Velocities, ed. J. B. Hearnshaw & C. D. Scarfe, 259  
 Hatzes, A. P. 2002, *Astronomische Nachrichten*, **323**, 392  
 Haywood, R. D., Milbourne, T. W., Saar, S. H., et al. 2022, *ApJ*, **935**, 6  
 Herrero, E., Ribas, I., Jordi, C., et al. 2016, *A&A*, **586**, A131  
 Hobson, M. J., Delfosse, X., Astudillo-Defru, N., et al. 2019, *A&A*, **625**, A18  
 Hobson, M. J., Díaz, R. F., Delfosse, X., et al. 2018, *A&A*, **618**, A103  
 Howard, A. W., Johnson, J. A., Marcy, G. W., et al. 2010, *ApJ*, **721**, 1467  
 Howard, A. W., Marcy, G. W., Fischer, D. A., et al. 2014, *ApJ*, **794**, 51  
 Hudson, H. S. 1988, *ARA&A*, **26**, 473  
 Ikuta, K., Namekata, K., Notsu, Y., et al. 2023, *ApJ*, **948**, 64  
 Isaacson, H. & Fischer, D. 2010, *ApJ*, **725**, 875  
 Jeffers, S. V., Barnes, J. R., Schöfer, P., et al. 2022, *A&A*, **663**, A27  
 Jeffers, S. V., Schöfer, P., Lamert, A., et al. 2018, *A&A*, **614**, A76  
 Jenkins, J. S., Ramsey, L. W., Jones, H. R. A., et al. 2009, *ApJ*, **704**, 975  
 Johnson, J. A., Butler, R. P., Marcy, G. W., et al. 2007, *ApJ*, **670**, 833  
 Johnson, J. A., Howard, A. W., Marcy, G. W., et al. 2010, *PASP*, **122**, 149  
 Kaminski, A., Trifonov, T., Caballero, J. A., et al. 2018, *A&A*, **618**, A115  
 Kass, R. E. & Raftery, A. E. 1995, *J. Am. Stat. Assoc.*, **90**, 773  
 Kemmer, J., Dreizler, S., Kossakowski, D., et al. 2022, *A&A*, **659**, A17



- Kemmer, J., Stock, S., Kossakowski, D., et al. 2020, *A&A*, **642**, A236
- Kiraga, M. 2012, *Acta Astron.*, **62**, 67
- Kochukhov, O. 2021, *A&A Rev.*, **29**, 1
- Kossakowski, D., Kemmer, J., Bluhm, P., et al. 2021, *A&A*, **656**, A124
- Kossakowski, D., Kürster, M., Henning, T., et al. 2022, *A&A*, **666**, A143
- Kossakowski, D., Kürster, M., Trifonov, T., et al. 2023, *A&A*, **670**, A84
- Kürster, M., Endl, M., Roesnel, F., et al. 2003, *A&A*, **403**, 1077
- Lafarga, M., Ribas, I., Reiners, A., et al. 2021, *A&A*, **652**, A28
- Lalitha, S., Baroch, D., Morales, J. C., et al. 2019, *A&A*, **627**, A116
- Liebing, F., Jeffers, S. V., Reiners, A., & Zechmeister, M. 2021, *A&A*, **654**, A168
- Lienhard, F., Mortier, A., Cegla, H. M., et al. 2023, *MNRAS*, **522**, 5862
- Ludwig, H. G., Allard, F., & Hauschildt, P. H. 2002, *A&A*, **395**, 99
- Luhn, J. K., Wright, J. T., Howard, A. W., & Isaacson, H. 2020a, *AJ*, **159**, 235
- Luhn, J. K., Wright, J. T., & Isaacson, H. 2020b, *AJ*, **159**, 236
- Luque, R., Fulton, B. J., Kunimoto, M., et al. 2022, *A&A*, **664**, A199
- Luque, R., Nowak, G., Pallé, E., et al. 2018, *A&A*, **620**, A171
- Luque, R., Pallé, E., Kossakowski, D., et al. 2019, *A&A*, **628**, A39
- Mahadevan, S., Stefánsson, G., Robertson, P., et al. 2021, *ApJ*, **919**, L9
- Mallorquín, M., Goffo, E., Pallé, E., et al. 2023, *A&A*, **680**, A76
- Malo, L., Doyon, R., Lafrenière, D., et al. 2013, *ApJ*, **762**, 88
- Marcy, G. W., Butler, R. P., Fischer, D., et al. 2001, *ApJ*, **556**, 296
- Marcy, G. W., Butler, R. P., Vogt, S. S., Fischer, D., & Lissauer, J. J. 1998, *ApJ*, **505**, L147
- Marfil, E., Tabernero, H. M., Montes, D., et al. 2021, *A&A*, **656**, A162
- Martioli, E., Hébrard, G., Correia, A. C. M., Laskar, J., & Lecavelier des Etangs, A. 2021, *A&A*, **649**, A177
- Mayor, M., Bonfils, X., Forveille, T., et al. 2009, *A&A*, **507**, 487
- Mayor, M., Pepe, F., Queloz, D., et al. 2003, *The Messenger*, **114**, 20
- Montet, B. T., Crepp, J. R., Johnson, J. A., Howard, A. W., & Marcy, G. W. 2014, *ApJ*, **781**, 28
- Morales, J. C., Mustill, A. J., Ribas, I., et al. 2019, *Science*, **365**, 1441
- Morin, J., Donati, J. F., Petit, P., et al. 2008, *MNRAS*, **390**, 567
- Morin, J., Donati, J. F., Petit, P., et al. 2010, *MNRAS*, **407**, 2269
- Moutou, C., Hébrard, E. M., Morin, J., et al. 2017, *MNRAS*, **472**, 4563
- Nagel, E., Czesla, S., Kaminski, A., et al. 2023, *A&A*, **680**, A73
- Nagel, E., Czesla, S., Schmitt, J. H. M. M., et al. 2019, *A&A*, **622**, A153
- Newton, E. R., Irwin, J., Charbonneau, D., et al. 2016, *ApJ*, **821**, 93
- Newton, E. R., Mondrik, N., Irwin, J., Winters, J. G., & Charbonneau, D. 2018, *AJ*, **156**, 217
- Norris, C. M., Unruh, Y. C., Witzke, V., et al. 2023, *MNRAS*, **524**, 1139
- Nowak, G., Luque, R., Parviainen, H., et al. 2020, *A&A*, **642**, A173
- Palle, E., Orell-Miquel, J., Brady, M., et al. 2023, *A&A*, **678**, A80
- Pass, E. K., Winters, J. G., Charbonneau, D., et al. 2023a, *AJ*, **166**, 11
- Pass, E. K., Winters, J. G., Charbonneau, D., Irwin, J. M., & Medina, A. A. 2023b, *AJ*, **166**, 16
- Pepe, F., Cristiani, S., Rebolo, R., et al. 2021, *A&A*, **645**, A96
- Perger, M., García-Piquer, A., Ribas, I., et al. 2017, *A&A*, **598**, A26
- Perger, M., Scandariato, G., Ribas, I., et al. 2019, *A&A*, **624**, A123
- Pinamonti, M., Sozzetti, A., Giacobbe, P., et al. 2019, *A&A*, **625**, A126
- Plavchan, P., Barclay, T., Gagné, J., et al. 2020, *Nature*, **582**, 497
- Quirrenbach, A., Amado, P. J., Caballero, J. A., et al. 2016, in Proc. SPIE, Vol. 9908, Ground-based and Airborne Instrumentation for Astronomy VI, ed. C. J. Evans, L. Simard, & H. Takami, 990812
- Quirrenbach, A., Passegger, V. M., Trifonov, T., et al. 2022, *A&A*, **663**, A48
- Raetz, S., Stelzer, B., Damasso, M., & Scholz, A. 2020, *A&A*, **637**, A22
- Rajpaul, V., Aigrain, S., Osborne, M. A., Reece, S., & Roberts, S. 2015, *MNRAS*, **452**, 2269
- Reiners, A. 2012, *Living Reviews in Solar Physics*, **9**, 1
- Reiners, A. & Basri, G. 2007, *ApJ*, **656**, 1121
- Reiners, A., Basri, G., & Browning, M. 2009, *ApJ*, **692**, 538
- Reiners, A., Bean, J. L., Huber, K. F., et al. 2010, *ApJ*, **710**, 432
- Reiners, A., Joshi, N., & Goldman, B. 2012, *AJ*, **143**, 93
- Reiners, A., Ribas, I., Zechmeister, M., et al. 2018a, *A&A*, **609**, L5
- Reiners, A., Shulyak, D., Käpylä, P. J., et al. 2022, *A&A*, **662**, A41
- Reiners, A., Zechmeister, M., Caballero, J. A., et al. 2018b, *A&A*, **612**, A49
- Ribas, I., Reiners, A., Zechmeister, M., et al. 2023, *A&A*, **670**, A139
- Ribas, I., Tuomi, M., Reiners, A., et al. 2018, *Nature*, **563**, 365
- Ricker, G. R., Winn, J. N., Vanderspek, R., et al. 2015, *JATIS*, **1**, 014003
- Rivera, E. J., Laughlin, G., Butler, R. P., et al. 2010, *ApJ*, **719**, 890
- Rivera, E. J., Lissauer, J. J., Butler, R. P., et al. 2005, *ApJ*, **634**, 625
- Saar, S. H., Butler, R. P., & Marcy, G. W. 1998, *ApJ*, **498**, L153
- Saar, S. H. & Donahue, R. A. 1997, *ApJ*, **485**, 319
- Schäfer, S., Guenther, E. W., Reiners, A., et al. 2018, in Proc. SPIE, Vol. 10702, Ground-based and Airborne Instrumentation for Astronomy VII, ed. C. J. Evans, L. Simard, & H. Takami, 1070276
- Schöfer, P., Jeffers, S. V., Reiners, A., et al. 2022, *A&A*, **663**, A68
- Schwarz, G. 1978, *Ann. Stat.*, **6**, 461
- Schweitzer, A., Passegger, V. M., Cifuentes, C., et al. 2019, *A&A*, **625**, A68
- See, V., Matt, S. P., Folsom, C. P., et al. 2019, *ApJ*, **876**, 118
- Seifahrt, A., Bean, J. L., Kasper, D., et al. 2022, in Proc. SPIE, Vol. 12184, Ground-based and Airborne Instrumentation for Astronomy IX, ed. C. J. Evans, J. J. Bryant, & K. Motohara, 121841G
- Shan, Y., Revilla, D., Skrzypinski, S. L., et al. 2024, *A&A*, **684**, A9
- Shulyak, D., Reiners, A., Nagel, E., et al. 2019, *A&A*, **626**, A86
- Skumanich, A. 1972, *ApJ*, **171**, 565
- Soto, M. G., Anglada-Escudé, G., Dreizler, S., et al. 2021, *A&A*, **649**, A144
- Stock, S., Nagel, E., Kemmer, J., et al. 2020, *A&A*, **643**, A112
- Suárez Mascareño, A., González-Álvarez, E., Zapatero Osorio, M. R., et al. 2023, *A&A*, **670**, A5
- Suárez Mascareño, A., González Hernández, J. I., Rebolo, R., et al. 2017a, *A&A*, **597**, A108
- Suárez Mascareño, A., González Hernández, J. I., Rebolo, R., et al. 2017b, *A&A*, **605**, A92
- Suárez Mascareño, A., Rebolo, R., González Hernández, J. I., & Esposito, M. 2015, *MNRAS*, **452**, 2745
- Suárez Mascareño, A., Rebolo, R., González Hernández, J. I., & Esposito, M. 2017c, *MNRAS*, **468**, 4772
- Suárez Mascareño, A., Rebolo, R., González Hernández, J. I., et al. 2018, *A&A*, **612**, A89
- Szentgyorgyi, A. H. & Furész, G. 2007, *Rev. Mexicana Astron. Astrofis.*, **28**, 129
- Tal-Or, L., Trifonov, T., Zucker, S., Mazeh, T., & Zechmeister, M. 2019, *MNRAS*, **484**, L8
- Tal-Or, L., Zechmeister, M., Reiners, A., et al. 2018, *A&A*, **614**, A122
- Tamura, N., Takato, N., Shimonon, A., et al. 2016, in Proc. SPIE, Vol. 9908, Ground-based and Airborne Instrumentation for Astronomy VI, ed. C. J. Evans, L. Simard, & H. Takami, 99081M
- Terrien, R. C., Keen, A., Oda, K., et al. 2022, *ApJ*, **927**, L11
- Tokovinin, A., Fischer, D. A., Bonati, M., et al. 2013, *PASP*, **125**, 1336
- Toledo-Padrón, B., Suárez Mascareño, A., González Hernández, J. I., et al. 2021, *A&A*, **648**, A20
- Trifonov, T., Caballero, J. A., Morales, J. C., et al. 2021, *Science*, **371**, 1038
- Trifonov, T., Kürster, M., Zechmeister, M., et al. 2018, *A&A*, **609**, A117
- Trifonov, T., Lee, M. H., Kürster, M., et al. 2020, *A&A*, **638**, A16
- Tuomi, M., Jones, H. R. A., Barnes, J. R., et al. 2018, *AJ*, **155**, 192
- Tuomi, M., Jones, H. R. A., Barnes, J. R., Anglada-Escudé, G., & Jenkins, J. S. 2014, *MNRAS*, **441**, 1545
- Tuomi, M., Jones, H. R. A., Butler, R. P., et al. 2019, *arXiv e-prints*, arXiv:1906.04644
- Udry, S., Bonfils, X., Delfosse, X., et al. 2007, *A&A*, **469**, L43
- Vogt, S. S., Allen, S. L., Bigelow, B. C., et al. 1994, in Proc. SPIE, Vol. 2198, Instrumentation in Astronomy VIII, ed. D. L. Crawford & E. R. Craine, 362
- Winters, J. G., Irwin, J. M., Charbonneau, D., et al. 2020, *AJ*, **159**, 290
- Wright, D. J., Wittenmyer, R. A., Tinney, C. G., Bentley, J. S., & Zhao, J. 2016, *ApJ*, **817**, L20
- Wright, J. T. 2005, *PASP*, **117**, 657
- Zechmeister, M., Dreizler, S., Ribas, I., et al. 2019, *A&A*, **627**, A49
- Zechmeister, M., Reiners, A., Amado, P. J., et al. 2018, *A&A*, **609**, A12

## Appendix A: Log-likelihood function jitter-rotation relation

We fit the jitter-rotation relation in logarithmic space. In logarithmic space, Eq. (2) takes the shape of

$$\log \sigma_{\text{jitter}}(\alpha, \beta, v_{\text{eq}}) = \log \left( \sqrt{\alpha^2 + (\beta \cdot v_{\text{eq}})^2} \right). \quad (\text{A.1})$$

In order to perform an unweighted fit, we assume the variance  $\Delta^2$  is constant in all data points. We treat  $\Delta$  as a nuisance parameter, hence its value is obtained from the fit itself. Performing the fit in logarithmic space effectively weights down data points with large values, since residuals in logarithmic space correspond to relative rather than absolute deviations in the original space.

Best-fit values are obtained from MLE. The log-likelihood  $\ln \mathcal{L}$  including the nuisance parameter  $\Delta^2$  for the variance is given by

$$\ln \mathcal{L} = -\frac{1}{2} \sum_i \left[ \frac{(\log \sigma_{\text{jitter},i} - \log \sigma_{\text{jitter}}(\alpha, \beta, v_{\text{eq},i}))^2}{\Delta^2} + \ln(2\pi \Delta^2) \right]. \quad (\text{A.2})$$

## Appendix B: Expected value of the sine of the inclination

The inclination  $i$  is in  $[0, \pi/2]$ . The probability density function (pdf) of  $\cos i$  is uniform for isotropic distributed stellar spin axes

$$f(\cos i) = 1 \text{ for } 0 \leq \cos i \leq 1. \quad (\text{B.1})$$

Then, the pdf  $g(i)$  of the inclination  $i$  can be computed as

$$\begin{aligned} f(\cos i) d \cos i &= f(\cos i) \left| \frac{d \cos i}{di} \right| di \\ &= \sin i di = g(i) di \\ \implies g(i) &= \sin i. \end{aligned} \quad (\text{B.2})$$

The expected value of  $\sin i$  is then given by

$$\langle \sin i \rangle = \int_0^{\pi/2} g(i) \sin i di = \int_0^{\pi/2} (\sin i)^2 di = \frac{\pi}{4}. \quad (\text{B.3})$$

The expected value of  $\frac{1}{\sin i}$  is then given by

$$\left\langle \frac{1}{\sin i} \right\rangle = \int_0^{\pi/2} g(i) \frac{1}{\sin i} di = \int_0^{\pi/2} di = \frac{\pi}{2}. \quad (\text{B.4})$$

## Appendix C: Hidden companions

The RV signals of hidden companions can contribute to the observed RV jitter. Thus, we compare the RV semi-amplitude of planets from a model distribution to the observed RV jitter. We study the signals of potential low-mass planets, as they lie at the sensitivity threshold of the CARMENES survey.

Ribas et al. (2023) find that a fraction of  $0.89^{+0.08}_{-0.11}$  of M stars host planets when considering the planets in a mass bin of  $1 M_{\oplus} \leq M_{\text{pl}} \sin i \leq 10 M_{\oplus}$  and periods of 1 to 1000 d. The occurrence rate is computed applying the assumption of a log-uniform distribution of orbital periods. They fit a power-law dependence of the number of planets  $N_{\text{pl}}$  as function of their minimum mass

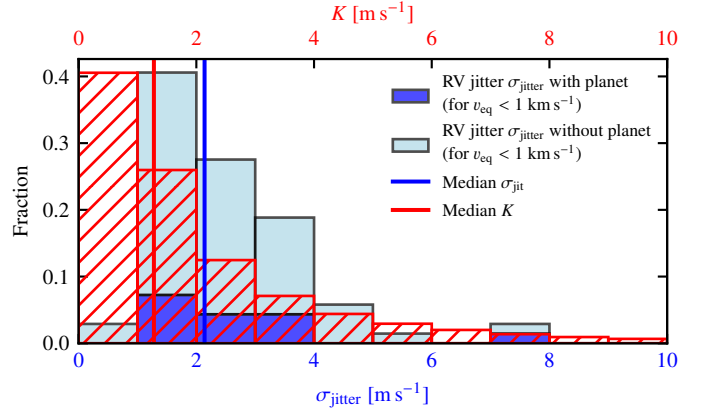


Fig. C.1: RV semi-amplitude distribution of model planet distribution. The observed jitter in CARMENES of stars with and without known planets (blue and light blue bars) is compared to the RV semi-amplitudes of the model planet population (red hatched bars). The median RV semi-amplitude (red line) lies at  $1.3 \text{ m s}^{-1}$ , and the median RV jitter of stars with and without planets (blue line) is  $2.1 \text{ m s}^{-1}$ .

$M_{\text{pl}} \sin i$ , where  $N_{\text{pl}} \propto (M_{\text{pl}} \sin i)^{\alpha}$ . For the coefficient  $\alpha$ , they find a value of  $-1.05 \pm 0.01$ .

To compute an expected RV semi-amplitude, we randomly draw from the log-uniform distribution of orbital periods, and from a power-law distribution of minimum mass fitted by Ribas et al. (2023). We also randomly draw a stellar mass from our sample of slowly rotating stars with  $v_{\text{eq}} < 1 \text{ km s}^{-1}$ . From period, minimum mass, and stellar mass, we then compute the RV semi-amplitude. We repeat the experiment for  $10^6$  iterations using a Markov chain Monte Carlo (MCMC) approach. The resulting distribution is shown in Fig. C.1. We overplot a histogram of jitter in slow rotating stars with  $v_{\text{eq}} < 1 \text{ km s}^{-1}$ , where the jitter is not dominated by the modulation of the stellar rotation. The amplitudes of the modeled planet population are not sufficient to explain the observed jitter. However, we also see that the RV semi-amplitudes of approximately a fourth of the model planets have semi-amplitudes within 1 to  $2 \text{ m s}^{-1}$ . The median semi-amplitude lies at  $1.3 \text{ m s}^{-1}$ , corresponding to a jitter of  $0.9 \text{ m s}^{-1}$  (under the assumption of circular orbits and evenly sampled RV time series). Thus, hidden planets likely contribute to the observed jitter floor.

## Appendix D: High-jitter stars

J01033+623 is the second component in a wide binary companion. The primary component is J01026+623, which is part of the CARMENES GTO program. The stars are separated by  $293.1 \pm 0.1$  arcsec (Dorda 2011). Due to the large separation, the binary companion is not expected to induce short-term RV variations. J01033+623 is also a young disk star and exhibits a strong magnetic field (Cortés-Contreras et al. 2024; Shulyak et al. 2019). The M5.0-type star is a known active star (Jeffers et al. 2018; Tal-Or et al. 2018).

J04198+425 is one of the latest spectral type stars in the CARMENES sample (M8.5 V) and exhibits large RV jitter of  $232 \pm 43$  m s<sup>-1</sup> for its equatorial rotation velocity of  $5.70 \pm 0.57$  km s<sup>-1</sup>. The rotation period of 0.99 d this star is derived from TESS data by Shan et al. (2024) and is marked as secure. Since the star is situated within a crowded field of stars, it cannot be excluded that the photometric modulation seen in the TESS data is produced by neighboring star. The projected rotation velocity, however, points to even slower rotation with  $3.6 \pm 2.3$  km s<sup>-1</sup>.

J06574+740 is an M4.0 V spectral type star. The light curve of the star shows a beating signal as is discussed by Shan et al. (2024). They conclude that star could be an unresolved binary as indicated by astrometric excess noise or could be exhibiting strong differential rotation. The star exhibits a moderately large average magnetic field strength of  $3330 \pm 830$  G. Furthermore, the distance of the star is disputed, which affects the radius determination of the star as discussed in (Schweitzer et al. 2019).

YZ CMi (J07446+035) has been of high interest for studies of stellar activity in the past (see Baroch et al. 2020, and references therein). The connection between its RV signal and its stellar rotation is well-established. For example, Baroch et al. (2020) use a single spot model to fit chromatic RVs from CARMENES as well as photometric data. Similar analyses have been performed by Bicz et al. (2022) and Ikuta et al. (2023). Furthermore, Lafarga et al. (2021) and Schöfer et al. (2022) analyzed time series of various spectroscopic activity indicators from CARMENES data and showed that they exhibit a 2.8 d periodicity coinciding with the rotation period of the star.

J09449–123 and J17338+169 are among the fastest rotating stars in CARMENES. The two stars have very large average magnetic fields of  $4860 \pm 990$  G and  $8130 \pm 940$  G. Additionally, J09449–123 is part of Argus, which has an estimated age of 40 Myr and thus it is a very young star (Malo et al. 2013). J17338+169 is also likely young, as it is part of the young disk Cortés-Contreras et al. (2024), and H $\alpha$  active Jeffers et al. (2018). Both stars have been classified as RV-loud (Tal-Or et al. 2018). The RV time series of both stars show a long-term trend. The slope is  $-1.9 \pm 2.5$  m s<sup>-1</sup> d<sup>-1</sup> for J09449–123 and  $1.1 \pm 1.1$  m s<sup>-1</sup> d<sup>-1</sup> for J17338+169. The trends are not significant, therefore the stars have not been flagged and are included in our sample. In both cases, the number of data points is low.

J13536+776 is an M4.0-type star at the upper edge of the prediction interval in Fig. 4. Its jitter value has a large uncertainty with  $95 \pm 34$  m s<sup>-1</sup>. Inspection of its RV time series reveals and

outlier measurement, which likely causes the large uncertainty and the excess RV jitter. The outlier RV measurement has been taken during a flaring event, which has previously been reported by Fuhrmeister et al. (2023).

J19422–207 is a M5.1-type star with a large average magnetic field strength of  $3840 \pm 350$  G. It is part of the young disk (Cortés-Contreras et al. 2024). The star has a similar equatorial rotation velocity ( $8.33 \pm 0.28$  km s<sup>-1</sup>) and jitter ( $90 \pm 12$  m s<sup>-1</sup>) as the series of high-jitter stars with concentrated distributions of magnetic filling factors. The filling factor distribution of J19422–207 does not reveal a dominating component and we compute a low filling factor index  $z$  of 1.54.

EV Lac (J22468+443) is another well-known active star. It has an equatorial rotation velocity of  $4$  km s<sup>-1</sup> and is thus located at the lower end of the velocity range in this group of outliers. As for YZ CMi, EV Lac has been investigated with star spot mapping (Ikuta et al. 2023). Jeffers et al. (2022) perform a detailed analysis of the CARMENES RVs and activity in this star. Using low-resolution Doppler imaging, they propose a complex spot pattern and demonstrate a strong correlation of the center-of-light variations, or activity-induced RVs from starspots, with the measured RVs. Interestingly, they find significant signals in the periodograms of multiple activity indicators at half of the rotation period instead of the full rotation period as seen in most CARMENES stars (Lafarga et al. 2021). Signals at half of the stellar period are associated with spot-induced variations, whereas variations induced by convective red- or blueshift are associated with periodogram peaks at the full rotation period Baroch et al. (2020). The activity signal in EV Lac shows signs of evolution according to Jeffers et al. (2022).

The magnetic fields of EV Lac and YZ CMi have been under frequent investigation (Reiners & Basri 2007; Morin et al. 2008; See et al. 2019; Afram & Berdyugina 2019; Shulyak et al. 2019; Reiners et al. 2022; Cristofari et al. 2023). Both stars are in the regime of magnetic field saturation (Reiners et al. 2022). However, YZ CMi shows a dipolar axisymmetric field geometry, while EV Lac has a non-axisymmetric field geometry (Morin et al. 2008).

The three stars J08536–034, J18131+260 and J23548+385 are less well-studied members of the CARMENES sample. J08536–034 (GJ 3517) is an M9.0V star, and the coolest and least massive star in the CARMENES sample. It is also the star with the largest RV jitter in the group of stars with increased jitter and has a large internal error of  $\sim 60$  m s<sup>-1</sup> due to its faintness and low S/N spectra. Additionally, it has the lowest Rossby number in the CARMENES sample. J18131+260 has been mentioned by Baran et al. (2011) as a flaring star with an unusually long flare decay time.



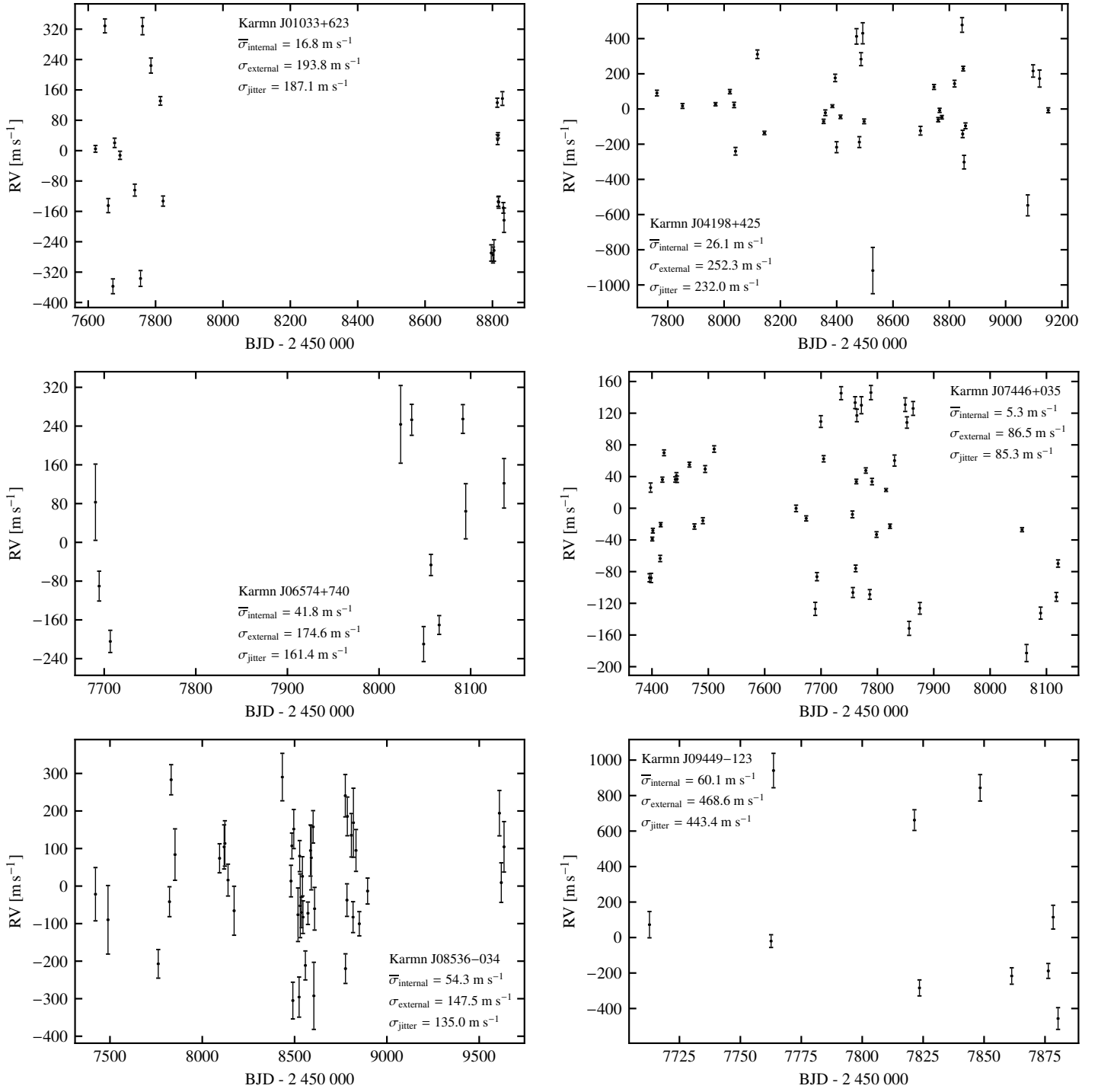


Fig. D.1: RV time series of high-jitter stars.

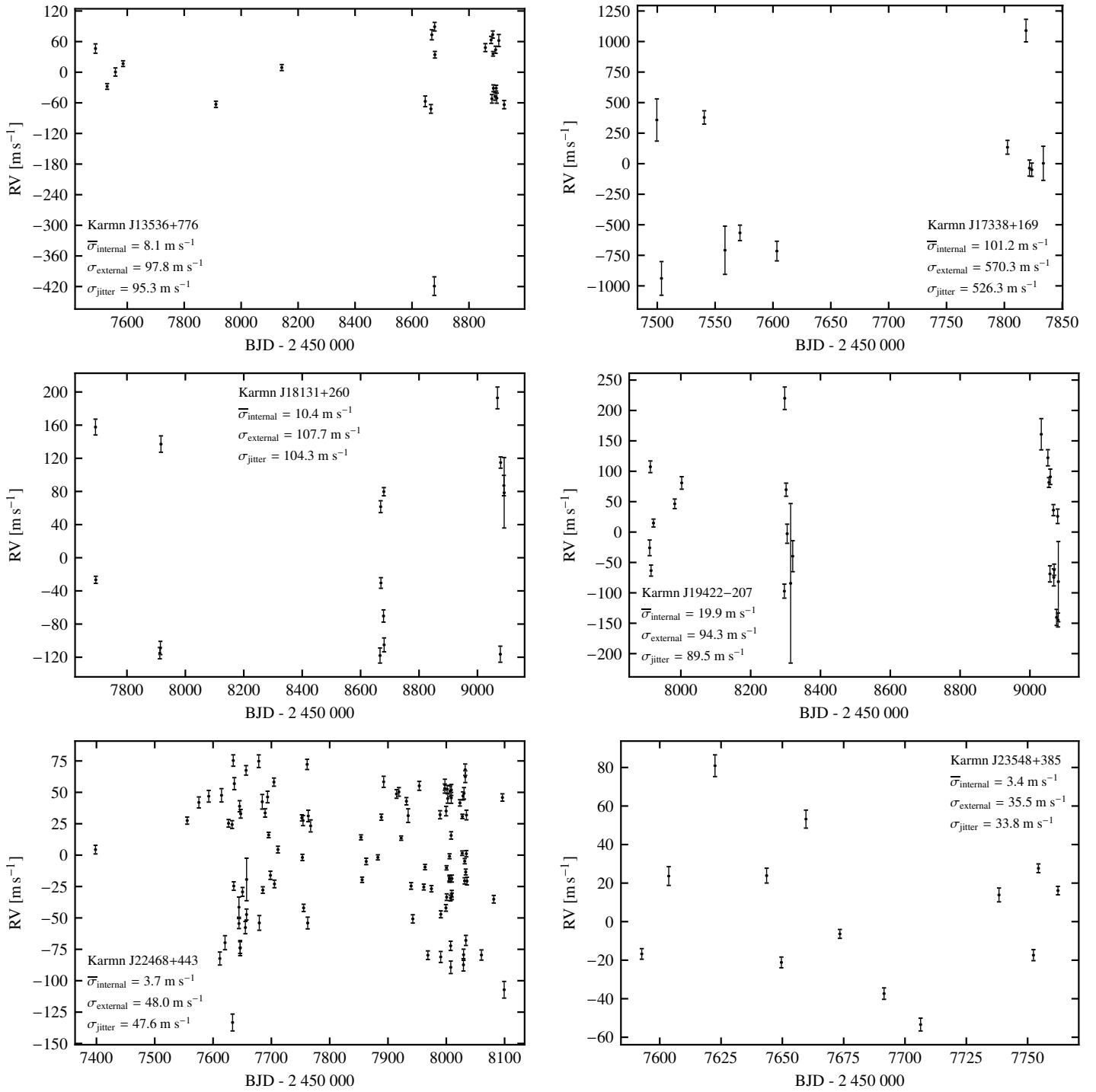


Fig. D.1: RV time series of high-jitter stars (continued).

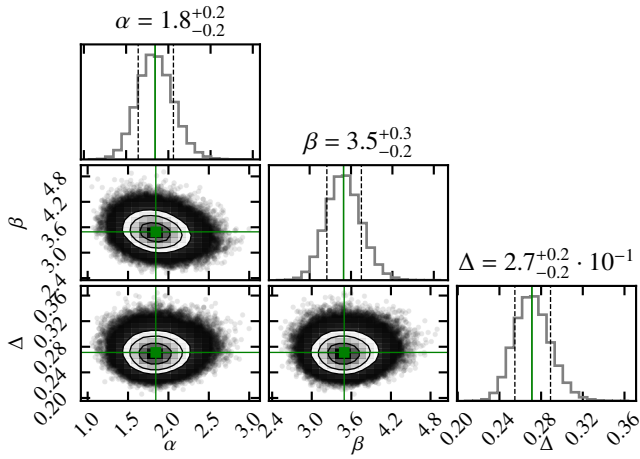
**Appendix E: Additional figures**


Fig. E.1: MCMC posterior distribution of jitter-rotation relation fit (Eq. (2)).

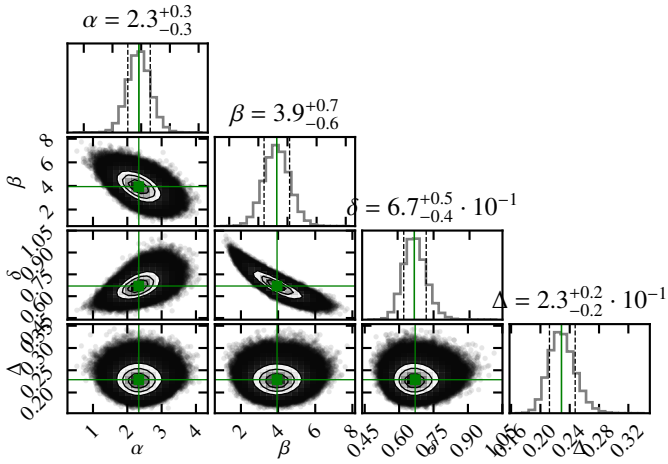


Fig. E.2: MCMC posterior distribution of jitter-rotation-magnetic field relation fit (Eq. (3)).

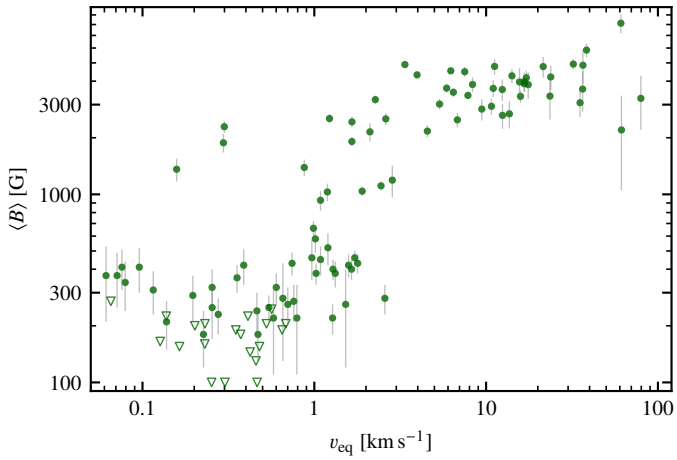


Fig. E.3: Average magnetic field as a function of equatorial rotation velocity.

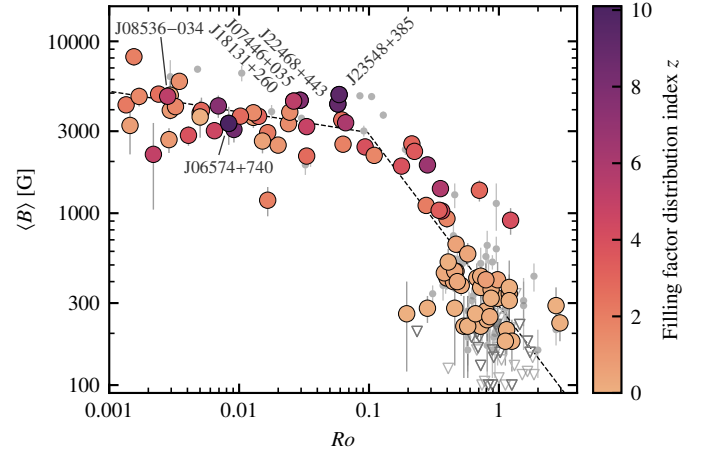


Fig. E.4: Mean magnetic field as a function of Rossby number. CARMENES targets removed from the jitter sample are shown in grey. The dashed lines indicate relations from Shan et al. (2024).

**Appendix F: Additional tables**



Table F.1: CARMENES M dwarfs excluded from the jitter sample. The table shows CARMENES stars with at least 10 observations, that were flagged because of a known planet (P), planet candidate (P?), known multiplicity (M), or significant ( $5\sigma$ ) trend (T).

Karmn	Name	Flags	Planet Reference	Multiplicity Reference	Trend [ $\text{cm s}^{-1} \text{d}^{-1}$ ]
J00067-075	GJ 1002	P	SM23		
J00162+198W	EZ Psc	M		Bar18	
J00183+440	GX And	P	How14, Tri18		
J00184+440	GQ And	T			$2.73 \pm 0.46$
J00403+612	2MASS J00402129+6112490	P	GA23b		
J01026+623	BD+61 195	P	Per19		
J01056+284	GJ 1029	M		Bar18, Win20	
J01066+192	LSPM J0106+1913	P	Cha22		
J01125-169	YZ Cet	P	AD17a		
J01518+644	G 244-037	T			$-2.36 \pm 0.41$
J02002+130	TZ Ari	P	Fen20, Qui22		
J02222+478	BD+47 612	P	Hob18		
J02489-145E	PM J02489-1432E	P?			
J02489-145W	PM J02489-1432W	P	Kos21		
J02530+168	Teegarden's Star	P	Zec19		
J02573+765	G 245-61	P	Sot21		
J03133+047	CD Cet	P	Bau20		
J04167-120	LP 714-47	P	Dre20		
J04311+589	G 175-34	M		Stra77	
J04343+430	PM J04343+4302	P	Blu21		
J04406-128	TOI-2457	P?			
J04429+189	HD 285968	P	End08, For09, Tri18		
J04520+064	Wolf 1539	PT	How10		$29.5 \pm 1.5$
J04538-177	GJ 180	P	Fen20, Tuo14		
J05314-036	HD 36395	T			$7.8 \pm 1.4$
J05337+019	V371 Ori	M		Rei12, Bar21	
J05532+242	Ross 59	M		Bar18	
J06105-218	HD 42581	PT	Fen20, Tuo14		$7.32 \pm 0.76$
J06371+175	HD 260655	P	Luq22		
J06396-210	LP 780-032	T			$-137 \pm 17$
J06548+332	Wolf 294	P	Rib23, Sto20		
J07001-190	2MASS J07000682-1901235	M		Bar21	
J07274+052	Luyten's Star	P	AD17b		
J07361-031	BD-02 2198	MT		Bar21	$-2101 \pm 63$
J08023+033	G 50-16 A	P	Kem20		
J08409-234	LP 844-008	P	Fen20, Joh07		
J08413+594	LP 090-018	P	Mor19, Rib23		
J09033+056	NLTT 20861	T			$-584 \pm 32$
J09140+196	LP 427-016	MT		Bar21	$236.9 \pm 2.8$
J09144+526	HD 79211	PT	GA20		$-10.1 \pm 1.1$
J09360-216	GJ 357	P	Luq19		
J09561+627	BD+63 869	P	Fen20, Tuo19		
J10023+480	BD+48 1829	P	Hob19		
J10088+692	TYC 4384-1735-1	P	Blu20		
J10182-204	NLTT 23956	M		Bar18	
J10185-117	LP 729-54	P	Now20		
J10196+198	AD Leo	P?	Tuo18		
J10289+008	BD+01 2447	P	Ama21		
J10354+694	LP 037-179	M		Bar18	
J10504+331	G 119-037	M		Bar21	
J10564+070	CN Leo	P	Tuo19		
J11033+359	Lalande 21185	PT	But17, Dia19, Sto20		$0.61 \pm 0.12$
J11044+304	LSPM J1104+3027	P?			
J11055+435	WX UMa	T			$-6.1 \pm 1.2$
J11126+189	StKM 1-928	T			$-5.08 \pm 0.95$
J11302+076	K2-18	P	Clo17, Sar18		
J11417+427	Ross 1003	P	Hag10, Tri18, Tri20		
J11421+267	Ross 905	P	But04, Tri18		
J11423+230	LP 375-23	P?			
J11474+667	1RXS J114728.8+664405	T			$618.4 \pm 9.4$
J11476+786	GJ 445	T			$3.42 \pm 0.60$
J11477+008	FI Vir	P	Bon18		

Table F.1: continued.

Karmn	Name	Flags	Planet Reference	Multiplicity Reference	Trend [cm s <sup>-1</sup> d <sup>-1</sup> ]
J11509+483	GJ 1151	P	Bla23, Mah21		
J12123+544S	HD 238090	P	Sto20		
J12156+526	StKM 2-809	T			$(1.59 \pm 0.24) \times 10^3$
J12230+640	Ross 690	PT	End22		$-11.0 \pm 2.1$
J12388+116	Wolf 433	P	Fen20		
J12479+097	Wolf 437	P	Tri21		
J13209+342	BD+35 2439	T			$24.9 \pm 1.8$
J13229+244	Ross 1020	P	Luq18		
J13255+688	2MASS J13253177+6850106	PMT	GA22		$-293 \pm 11$
J13299+102	BD+11 2576	P	Dam22		
J13591-198	LP 799-007	P?			
J14010-026	HD 122303	P	SM17a		
J14155+046	GJ 1182	M		Bar18	
J14342-125	HN Lib	P	GA23a		
J15194-077	HO Lib	P	Bon05, May09, Udr07		
J15412+759	UU UMi	M		Bar18, Bar21	
J15474-108	LP 743-031	MT		Bar21	$(2.92 \pm 0.24) \times 10^3$
J15583+354	G 180-018	P	Kem22		
J16167+672S	HD 147379	P	Rei18, Rib23		
J16254+543	GJ 625	P	SM17b		
J16303-126	V2306 Oph	P	Wri16		
J16581+257	BD+25 3173	P	Joh10		
J17033+514	G 203-042	P	Gor23		
J17071+215	Ross 863	P?			
J17355+616	BD+61 1678	P	Pin19		
J17364+683	BD+68 946	P	Bur14		
J17378+185	BD+18 3421	P	Aff19, Lal19		
J17578+046	Barnard's Star	P	Rib18		
J18346+401	LP 229-017	T			$-5.11 \pm 0.49$
J18353+457	BD+45 2743	P	GA21		
J18363+136	Ross 149	T			$6.0 \pm 1.1$
J18409-133	BD-13 5069	P	Gor23		
J18427+596N	HD 173739	T			$23.2 \pm 3.0$
J18427+596S	HD 173740	T			$-24.8 \pm 2.3$
J18498-238	V1216 Sgr	P?			
J18580+059	BD+05 3993	P	TP21		
J19025+754	LSPM J1902+7525	P?			
J19169+051N	V1428 Aql	P	Kam18		
J19206+731S	2MASS J19204172+7311434	PM	Cad22	Gai20	
J20198+229	LP 395-8 A	M		Bar18	
J20260+585	Wolf 1069	P	Kos23		
J20450+444	BD+44 3567	P	Pal23		
J20451-313	AU Mic	P	Mart21, Pla20		
J20556-140N	GJ 810 A	M		Bar18	
J21164+025	LSPM J2116+0234	P	Lal19		
J21221+229	TYC 2187-512-1	P	Qui22		
J21466+668	G 264-012	P	Ama21		
J21474+627	TYC 4266-736-1	P	Esp22		
J22096-046	BD-05 5715	PT	But06, Mon14		$-29.6 \pm 4.5$
J22102+587	UCAC4 744-073158	P?			
J22125+085	Wolf 1014	T			$-6.9 \pm 1.1$
J22137-176	LP 819-052	P	Luq18		
J22252+594	G 232-070	P	Nag19		
J22298+414	G 215-050	P?			
J22532-142	IL Aqr	P	Marc01, Marc98, Riv05, Riv10		
J22565+165	HD 216899	T			$1.42 \pm 0.16$
J23064-050	2MUCD 12171	P	Gil16, Gil17		
J23113+085	NLTT 56083	M		Gai20	
J23556-061	GJ 912	MT		Bar21	$-723 \pm 39$
J23585+076	Wolf 1051	MT		Bar21	$(-2.94 \pm 0.49) \times 10^3$

**References.** AD17a: Astudillo-Defru et al. (2017a), AD17b: Astudillo-Defru et al. (2017b), Aff19: Affer et al. (2019), Ama21: Amado et al. (2021), Bar18: Baroch et al. (2018), Bar21: Baroch et al. (2021), Bau20: Bauer et al. (2020), Blu20: Bluhm et al. (2020), Blu21: Bluhm et al. (2020), Bon05: Bonfils et al. (2005), Bon18: Bonfils et al. (2018), Bur14: Burt et al. (2014), But04: Butler et al. (2004), But06: Butler et al. (2006), But17: Butler et al. (2017), Cad22: Cadieux et al. (2022), Cha22: Chaturvedi et al. (2022), Dam22: Damasso et al. (2022), Dia19: Díaz et al. (2019), Dre20: Dreizler et al. (2020), End08: Endl et al. (2008), End22: Endl et al. (2022), Esp22: Espinoza et al. (2022), Fen20: Feng et al. (2020), For09: Endl et al. (2008), For09: Forveille et al. (2008), GA20: González-Álvarez et al. (2020), GA21: González-Álvarez et al. (2021), GA22: González-Álvarez et al. (2022), GA23a: González-Álvarez et al. (2023a), GA23b: González-Álvarez et al. (2023b), Gil16: Gillon et al. (2016), Gil17: Gillon et al. (2017), Gor23: Gorrini et al. (2023), Gai20: Gaia Collaboration (2020), Hag10: Haghhighipour et al. (2010), Hob18: Hobson et al. (2018), Hob19: Hobson et al. (2019), How10: Howard et al. (2010), How14: Howard et al. (2014), Joh07: Johnson et al. (2007), Joh10: Johnson et al. (2010), Kam18: Kaminski et al. (2018), Kem20: Kemmer et al. (2020), Kem22: Kemmer et al. (2022), Kos21: Kossakowski et al. (2021), Kos23: Kossakowski et al. (2023), Lal19: Lalitha et al. (2019), Luq18: Luque et al. (2018), Luq19: Luque et al. (2019), Luq22: Luque et al. (2022), Mah21: Mahadevan et al. (2021), Marc98: Marcy et al. (1998), Marc01: Marcy et al. (2001), Mart21: Martioli et al. (2021), May09: Mayor et al. (2009), Mon14: Montet et al. (2014), Mor19: Morales et al. (2019), Nag19: Nagel et al. (2019), Now20: Nowak et al. (2020), Pal23: Palle et al. (2023), Per19: Perger et al. (2019), Pin19: Pinamonti et al. (2019), Pla20: Plavchan et al. (2020), Qui22: Quirrenbach et al. (2022), Qui22: Quirrenbach et al. (2022), Rei12: Reiners et al. (2012), Rei18: Reiners et al. (2018a), Rib18: Ribas et al. (2018), Rib23: Ribas et al. (2023), Riv05: Rivera et al. (2005), Riv10: Rivera et al. (2010), SM17a: Suárez Mascareño et al. (2017a), SM17b: Suárez Mascareño et al. (2017b), SM23: Suárez Mascareño et al. (2023), Sot21: Soto et al. (2021), Sto20: Stock et al. (2020), TP21: Toledo-Padrón et al. (2021), Tuo14: Tuomi et al. (2014), Tuo18: Tuomi et al. (2018), Tuo19: Luque et al. (2019), Tri18: Trifonov et al. (2018), Tri20: Trifonov et al. (2020), Tri21: Trifonov et al. (2021), Udr07: Udry et al. (2007), Wri16: Wright et al. (2016), Win20: Winters et al. (2020), Zec19: Zechmeister et al. (2019).

Table F.2: Stellar properties and jitter of the 239 targets in the CARMENES VIS jitter sample.<sup>a</sup>

Karmin	Name	$R$ [ $R_{\odot}$ ]	$P_{\text{rot}}$ [d]	Ref	$v_{\text{eq}}$ [ $\text{km s}^{-1}$ ]	$v \sin i$ [ $\text{km s}^{-1}$ ]	Ref	$\log R_o$	$\langle B \rangle$ [G]	$z$	$N_{\text{RV}}$	$\sigma_{\text{jitter}}$ [ $\text{m s}^{-1}$ ]
J00051+457	BD+44 4548	0.4888± 0.0044				≤ 2.0	Rei18				51	2.42 ± 0.33
J00158+135	GJ 12	0.2688± 0.0083				≤ 2.0					17	2.01 ± 0.54
J00162+198E	LP 404-062	0.2796± 0.0051	105 ± 10	DA19	0.135 ± 0.013	≤ 2.0	Rei18	0.10			22	2.26 ± 0.43
J00286-066	GJ 1012	0.3490± 0.0059				≤ 2.0	Rei18				50	2.01 ± 0.27
J00389+306	Wolf 1056	0.4143± 0.0041	50.2 ± 2.7	DA19	0.418 ± 0.023	≤ 2.0	Rei18	-0.04			57	1.71 ± 0.21
J00570+450	G 172-030	0.3358± 0.0044				≤ 2.0	Rei18				23	1.95 ± 0.45
J01013+613	GJ 47	0.3706± 0.0040	34.7 ± 1.4	SM18	0.540 ± 0.022	≤ 2.0	Rei18	-0.18			10	1.95 ± 0.80
J01019+541	G 218-020	0.1560± 0.0014	0.280 ± 0.005	DA19	28.18 ± 0.56	30.6 ± 3.1	Rei18	-2.76			20	34 ± 18
J01025+716	Ross 318	0.4636± 0.0070	50.5 ± 2.7	Sha24	0.464 ± 0.026	≤ 2.0	Rei18	-0.09			114	1.99 ± 0.19
J01033+623	V388 Cas	0.2433± 0.0078	1.020 ± 0.005	Sha24	12.07 ± 0.39	10.5 ± 1.5	Rei18	-2.04			23	187 ± 24
J01048-181	GJ 1028	0.1529± 0.0040	143 ± 18	New18	0.0540± 0.0068	≤ 2.0	Rei18	-0.01			109	3.60 ± 0.33
J01078+128	G 2-21	0.506 ± 0.015				≤ 2.0					47	4.56 ± 0.58
J01339-176	LP 768-113	0.2767± 0.0056	7.750 ± 0.095	Sha24	1.806 ± 0.043	≤ 2.0	Rei18	-1.02			26	9.6 ± 1.9
J01352-072	Bartia 161 12	0.718 ± 0.016	0.70 ± 0.05	Sha24	51.9 ± 3.9	59.8 ± 6.9	Rei18	-2.13			11	270 ± 80
J01433+043	GJ 70	0.3991± 0.0047	14.65 ± 0.30	Sha24	1.378 ± 0.032	≤ 2.0	Rei18	-0.53			37	1.70 ± 0.25
J01550+379	LSR J0155+3758	0.2071± 0.0067				≤ 2.0					19	5.8 ± 2.8
J02015+637	G 244+047	0.4215± 0.0056				≤ 2.0	Rei18				49	2.41 ± 0.32
J02022+103	LP 469-067	0.1487± 0.0053				4.5	Jen09				12	(1.5 ± 2.4) <sup>b</sup>
J02070+496	G 173-037	0.3284± 0.0043	7.200 ± 0.083	DA19	2.307 ± 0.040	≤ 2.0	Rei18	-0.95			53	3.67 ± 0.44
J02088+494	G 173-039	0.417 ± 0.031	0.750 ± 0.005	Sha24	28.1 ± 2.1	24.1 ± 2.4	Rei18	-1.98			17	75 ± 14
J02123+035	BD+02 348	0.4658± 0.0038				≤ 2.0	Rei18				64	1.30 ± 0.30
J02336+249	GJ 102	0.2272± 0.0033	3.00 ± 0.05	Sha24	3.832 ± 0.085	3.0 ± 1.5	Rei18	-1.50			30	5.8 ± 1.0
J02358+202	BD+19 381	0.4836± 0.0052				≤ 2.0	Rei18				43	1.55 ± 0.37
J02362+068	BX Cet	0.2688± 0.0073				≤ 2.0	Rei18				50	2.38 ± 0.31
J02442+255	VX Ari	0.3491± 0.0043	38.7 ± 1.7	DA19	0.456 ± 0.021	≤ 2.0	Rei18	-0.21			51	1.53 ± 0.24
J02465+164	LP 411-006	0.127 ± 0.013				6.20± 0.80	Jen09				17	53.1 ± 8.7
J02519+224	RBS 365	0.611 ± 0.014	0.860 ± 0.005	DA19	35.94 ± 0.87	27.2 ± 2.7	Rei18	-2.01			14	112 ± 11
J02565+554W	Ross 364	0.6096± 0.0035	51.2 ± 2.8	SM18	0.602 ± 0.033	≤ 2.0	Rei18	0.09		0	10	1.59 ± 0.89
J03090+100	GJ 1055	0.1780± 0.0060				4.70± 0.70	Jen09				10	3.5 ± 2.2
J03142+286	LP 299-036	0.1295± 0.0045				≤ 2.0					12	176 ± 45
J03181+382	HD 275122	0.5690± 0.0047	77.2 ± 5.8	DA19	0.373 ± 0.028	≤ 2.0	Rei22	0.22	≤ 180	0	56	1.52 ± 0.22
J03213+799	GJ 133	0.4048± 0.0033				≤ 2.0	Rei22		320± 110	0	34	2.19 ± 0.33
J03217-066	G 77-046	0.4510± 0.0044	21.00 ± 0.57	Sha24	1.087 ± 0.031	≤ 2.0	Rei22	-0.40	930± 110	1.7	18	3.51 ± 0.83
J03230+420	GJ 1059	0.1673± 0.0056				≤ 2.0			470± 60	0.3	16	7.9 ± 3.2
J03463+262	HD 23453	0.5727± 0.0038				≤ 2.0	Rei22				49	3.37 ± 0.51
J03473+086	LTT 11262	0.1693± 0.0055				≤ 2.0					11	4.9 ± 1.5
J03473-019	G 80-021	0.494 ± 0.038	3.880 ± 0.028	Sha24	6.45 ± 0.50	6.0 ± 2.0	Rei22	-1.21	3490± 200	2.7	11	23.0 ± 5.2
J03531+625	Ross 567	0.3530± 0.0047				≤ 2.0	Rei22		260± 70	0	43	3.39 ± 0.39
J04153-076	omit02 Eri C	0.263 ± 0.010				2.2 ± 2.0	Rei22		3020± 140	2.8	50	7.24 ± 0.57
J04198+425	LSR J0419+4233	0.112 ± 0.011	0.9900± 0.0050	Sha24	5.70 ± 0.57	3.6 ± 2.3	Rei18	-2.17			35	232 ± 43
J04225+105	LSPM J0422+1031	0.4180± 0.0060				≤ 2.0	Rei22		190± 70	0	19	1.2 ± 1.1
J04290+219	BD+21 652	0.6647± 0.0090	25.40 ± 0.79	DA19	1.324 ± 0.045	≤ 2.0	Rei22	-0.14	380± 60	0.4	161	3.65 ± 0.24
J04376+528	BD+52 857	0.5466± 0.0058	15.47 ± 0.33	Lat21	1.787 ± 0.042	≤ 2.0	Rei22	-0.40	430± 50	0.5	123	4.13 ± 0.32
J04376-110	BD-11 916	0.4511± 0.0041				≤ 2.0	Rei22		215	0	48	1.81 ± 0.29
J04429+214	2MASS J04425586+2128230	0.3668± 0.0053	47.8 ± 2.5	DA19	0.388 ± 0.021	≤ 2.0	Rei22	-0.17	420± 90	0.2	15	2.64 ± 0.57
J04588+498	BD+49 1280	0.5934± 0.0042	17.46 ± 0.41	Sha24	1.719 ± 0.042	≤ 2.0	Rei22	-0.33	460± 40	0.7	56	8.35 ± 0.64
J05019+011	IRXS J050156.7+010845	0.652 ± 0.015	2.0800± 0.0090	Sha24	15.85 ± 0.36	7.0 ± 2.0	Rei22	-1.62	3320± 250	1.5	19	88.5 ± 8.3
J05033-173	LP 776-046	0.2685± 0.0043				≤ 2.0	Rei22		270± 70	0	74	3.97 ± 0.35
J05062+046	RX J0506.2+0439	0.620 ± 0.015	0.8900± 0.0050	Sha24	35.22 ± 0.85	29.0 ± 2.9	Rei22	-2.04	3070± 490	8.4	12	55 ± 16
J05084-210	2MASS J05082729-2101444	0.4199± 0.0032	0.2800± 0.0050	Sha24	0.650 ± 0.025	25.2 ± 2.5	Rei18	-2.65	≤ 190	0	36	920 ± 200
J05127+196	GJ 192	0.2321± 0.0037	32.7 ± 1.2	Sha24	0.683 ± 0.019	≤ 2.0	Rei22	-0.21	205	0	51	1.67 ± 0.29
J05280+096	Ross 41		17.20 ± 0.40	DA19		≤ 2.0	Rei22	-0.63		0	17	1.61 ± 0.47



Table F.2: continued.

Karrn	Name	$R$ [ $R_{\odot}$ ]	$P_{\text{rot}}$ [d]	Ref	$v_{\text{eq}}$ [ $\text{km s}^{-1}$ ]	$v \sin i$ [ $\text{km s}^{-1}$ ]	Ref	$\log Ro$	$\langle B \rangle$ [G]	$z$	$N_{\text{RV}}$	$\sigma_{\text{jitter}}$ [ $\text{m s}^{-1}$ ]
J05348+138	Ross 46	0.3442±0.0056				≤2.0	Rei22	340±60	0.3	22	1.7 ± 1.1	
J05360-076	Wolf 1457	0.3209±0.0055				≤2.0	Rei22	105	0	37	1.06 ± 0.42	
J05365+113	V2689 Ori	0.5680±0.0044	11.75 ± 0.20	Sha24	2.446 ± 0.046	≤2.0	Rei22	1110±60	2.1	126	10.77 ± 0.56	
J05366+112	PM J05366+1117	0.2802±0.0040	5.440 ± 0.050	Sha24	2.606 ± 0.044	3.4 ± 2.0	Rei22	2520±180	1.9	15	7.9 ± 1.6	
J05394+406	LSR J0539+4038	0.115 ± 0.011				5.3 ± 2.0	Rei22	1830±380	9.4	18	30 ± 18	
J05415+534	HD 233153	0.5439±0.0042	17.39 ± 0.40	Sha24	1.582 ± 0.039	≤2.0	Rei22	420±60	0.5	95	3.68 ± 0.30	
J05421+124	V1352 Ori	0.2387±0.0055				≤2.0	Rei22	≤140	0	49	1.48 ± 0.27	
J06000+027	G 99-049	0.2433±0.0029	1.8100±0.0070	Sha24	6.801 ± 0.084	6.2 ± 2.0	Rei22	2490±220	1.1	14	18.7 ± 3.0	
J06011+595	G 192-013	0.2594±0.0053	95.1 ± 8.4	Don23	0.138 ± 0.013	≤2.0	Rei22	210±60	0	79	2.04 ± 0.21	
J06024+498	G 192-015	0.1477±0.0032	105 ± 10	DA19	0.0712±0.0070	≤2.0	Rei22	370±120	0.1	127	3.29 ± 0.35	
J06103+821	GJ 226	0.4094±0.0047	44.6 ± 2.2	DA19	0.464 ± 0.023	≤2.0	Rei22	≤100	0	57	3.17 ± 0.30	
J06246+234	Ross 64	0.1808±0.0027				≤2.0	Rei22	620±140	0	10	1.74 ± 0.67	
J06318+414	LP 205-044	0.364 ± 0.087	0.300 ± 0.050	Sha24	61 ± 18	54.0 ± 5.4	Rei22	2200±1150	5	37	179 ± 18	
J06421+035	G 108-021	0.3732±0.0059	83.4 ± 6.7	DA19	0.226 ± 0.018	≤2.0	Rei22	180±60	0	19	1.25 ± 0.49	
J06574+740	2MASS J06572616+7405265	0.284 ± 0.016	0.6100±0.0050	Sha24	23.5 ± 1.3	32.0 ± 3.2	Rei22	3330±830	14.2	11	161 ± 23	
J06594+193	GJ 1093	0.1343±0.0033				≤2.0	Rei22	390±120	0.6	27	1.99 ± 0.47	
J07033+346	LP 255-011	0.2619±0.0042	8.00 ± 0.10	Sha24	1.656 ± 0.033	2.4 ± 2.0	Rei22	2430±160	3.9	14	8.5 ± 1.5	
J07044+682	GJ 258	0.3960±0.0049				≤2.0	Rei22	135	0	19	3.12 ± 0.60	
J07051-101	2MASS J07051194-1007528	0.1959±0.0063				≤2.0	Rei22	155	0	25	2.42 ± 0.35	
J07287-032	GJ 1097	0.3745±0.0046	115 ± 12	Sha24	0.164 ± 0.017	≤2.0	Rei22	2530±140	3	52	4.79 ± 0.41	
J07319+362N	V* BL Lyn	0.3972±0.0024	16.40 ± 0.36	DA19	1.225 ± 0.028	≤2.0	Rei22	280±50	0.1	48	2.96 ± 0.36	
J07393+021	BD+02.1729	0.5827±0.0037	11.45 ± 0.19	Sha24	2.575 ± 0.046	≤2.0	Rei22	280±170	0	50	3.49 ± 0.57	
J07403-174	LP 783-002	0.124 ± 0.012				≤2.0	Rei22	280±170	0	50	3.49 ± 0.57	
J07446+035	YZ CMi	0.342 ± 0.086	2.780 ± 0.015	Sha24	6.2 ± 1.6	4.6 ± 2.0	Rei22	4540±150	7.7	49	85.3 ± 6.5	
J07472+503	2MASS J07471385+5020386	0.280 ± 0.010	1.3200±0.0050	Sha24	10.74 ± 0.39	10.3 ± 2.0	Rei22	2940±290	2.1	15	17.8 ± 3.1	
J07558+833	GJ 1101	0.2725±0.0092	1.1100±0.0050	Sha24	12.42 ± 0.42	11.8 ± 2.0	Rei22	3610±480	0.8	11	66 ± 12	
J07582+413	GJ 1105	0.2651±0.0044				≤2.0	Rei22	≤120	0	28	1.46 ± 0.49	
J08119+087	Ross 619	0.1621±0.0024				≤2.0	Rei22	920±90	1.3	14	0.36 ± 0.66	
J08126-215	GJ 300	0.2715±0.0072				≤2.0	Rei22	≤200	0	18	3.01 ± 0.78	
J08161+013	GJ 2066	0.4375±0.0046	40.7 ± 1.8	DA19	0.544 ± 0.025	≤2.0	Rei22	250±40	0.1	72	1.81 ± 0.22	
J08293+039	2MASS J08292191+0355092	0.4734±0.0046				≤2.0	Rei22	410±80	0.1	14	1.92 ± 0.87	
J08298+267	DX Cnc	0.124 ± 0.012	0.4600±0.0050	DA19	13.7 ± 1.4	11.5 ± 2.0	Rei22	2680±440	0.9	34	52.8 ± 5.4	
J08315+730	LP 035-219	0.2854±0.0072	105 ± 10	DA19	0.138 ± 0.014	≤2.0	Rei22	225	0	19	1.71 ± 0.46	
J08358+680	G 234-037	0.3625±0.0034				≤2.0	Rei22	580±80	0.6	11	1.60 ± 0.59	
J08526+283	rho Cnc B	0.2694±0.0061				≤2.0	Rei22	295	0	11	2.53 ± 0.87	
J08536-034	LP 666-009	0.102 ± 0.010	0.4600±0.0050	Sha24	11.2 ± 1.1	8.4 ± 2.0	Rei22	4790±470	5.3	43	135 ± 16	
J08599+729	LP 036-098	0.2080±0.0067				≤2.0	Rei22	-2.55		17	3.1 ± 2.9	
J09003+218	LP 368-128	0.123 ± 0.012	0.4400±0.0050	New16	14.1 ± 1.4	13.0 ± 2.0	Rei22	4270±370	2.2	23	43 ± 17	
J09028+680	LP 060-179	0.2752±0.0070				≤2.0	Rei22	225	0	10	2.88 ± 0.62	
J09029+716	LSPM J0902+7138	0.546 ± 0.016				≤2.0	Rei22			14	6.3 ± 1.9	
J09133+688	G 234-57A	0.588 ± 0.061	10.40 ± 0.16	SM18	2.86 ± 0.30	≤2.0	Rei18	400±50	0.4	16	5.8 ± 1.1	
J09143+526	HD 79210	0.5711±0.0058	17.54 ± 0.41	Sha24	1.647 ± 0.042	≤2.0	Rei22	-0.69		69	6.63 ± 0.63	
J09307+003	GJ 1125	0.3000±0.0048				≤2.0	Rei22	-0.35		21	3.37 ± 0.43	
J09411+132	Ross 85	0.4494±0.0039				≤2.0	Rei22	390±70	0.1	47	2.65 ± 0.37	
J09423+559	GJ 363	0.3733±0.0063	74.3 ± 5.4	DA19	0.254 ± 0.019	≤2.0	Rei22	320±80	0	10	3.37 ± 0.88	
J09425+700	GJ 360	0.4945±0.0067	21.00 ± 0.57	DA19	1.191 ± 0.036	2.1 ± 2.0	Rei22	1030±110	4.3	48	5.37 ± 0.47	
J09428+700	GJ 362	0.4204±0.0074	24.33 ± 0.74	Sha24	0.874 ± 0.031	≤2.0	Rei22	-0.45	5.8	50	7.05 ± 0.49	
J09447-182	GJ 1129	0.2753±0.0051				≤2.0	Rei22	155	0	11	(0.92 ± 0.15) $\dot{P}$	
J09449-123	G 161-071	0.318 ± 0.082	0.4400±0.0050	Sha24	36.6 ± 9.4	35.3 ± 3.5	Rei22	4860±990	0.1	10	443 ± 80	
J09468+760	BD+76.3952	0.5271±0.0051	50.6 ± 2.7	Sha24	0.527 ± 0.029	≤2.0	Rei22	205	0	26	1.83 ± 0.45	
J09511-123	BD-11.2741	0.5044±0.0037				≤2.0	Rei22	150±50	0	24	1.81 ± 0.38	
J09535+355	Wolf 327	0.441 ± 0.013				≤2.0	Rei22			22	3.28 ± 0.51	

Table F.2: continued.

Karmin	Name	$R$ [ $R_{\odot}$ ]	$P_{\text{rot}}$ [d]	Ref	$v_{\text{eq}}$ [ $\text{km s}^{-1}$ ]	$v \sin i$ [ $\text{km s}^{-1}$ ]	Ref	$\log Ro$	$\langle B \rangle$ [G]	$z$	$N_{\text{RV}}$	$\sigma_{\text{jitter}}$ [ $\text{m s}^{-1}$ ]
J109597+472	G 146-005	0.2988 ± 0.0094									11	3.6 ± 1.9
J110087+355	Wolf 346	0.3069 ± 0.0091									16	1.84 ± 0.92
J110122-037	AN Sex	0.4941 ± 0.0054	23.00 ± 0.67	Sha24	1.087 ± 0.034	≤ 2.0	Rei22	-0.42	450 ± 80	0.3	75	5.12 ± 0.42
J110167-119	GJ 386	0.4738 ± 0.0055				≤ 2.0	Rei22	≤ 100		0	19	1.96 ± 0.44
J110238+438	LP 212-062	0.2504 ± 0.0088				≤ 2.0	Rei22				12	5.5 ± 2.7
J110251-102	BD-09 3070	0.5072 ± 0.0041	25.05 ± 0.78	Sha24	1.024 ± 0.033	≤ 2.0	Rei22	-0.29	380 ± 50	0.3	28	2.77 ± 0.62
J110350-094	LP 670-017	0.3792 ± 0.0045				≤ 2.0	Rei22	≤ 260		0	16	1.48 ± 0.71
J110416+376	GJ 1134	0.2217 ± 0.0037				≤ 2.0	Rei22	≤ 410		0	11	2.25 ± 0.74
J110482-113	LP 731-058	0.119 ± 0.012	1.500 ± 0.050	Mor10	4.00 ± 0.42	2.1 ± 1.5	Rei18	-2.43		0	73	3.48 ± 0.65
J110508+068	EE Leo	0.2551 ± 0.0063	64.0 ± 4.2	DA19	0.202 ± 0.014	≤ 2.0	Rei22	-0.17		0	52	1.42 ± 0.31
J110584-107	LP 731-076	0.2056 ± 0.0030				2.8 ± 2.0	Rei22	4100 ± 170		4.3	48	8.78 ± 0.79
J111000+228	Ross 104	0.373 ± 0.089	53.2 ± 3.0	Sha24	0.355 ± 0.087	≤ 2.0	Rei22	-0.06	360 ± 60	0.2	60	0.89 ± 0.32
J111026+219	DS Leo	0.535 ± 0.023	14.26 ± 0.28	Sha24	1.899 ± 0.091	2.3 ± 2.0	Rei22	-0.46	1040 ± 60	3.4	52	11.4 ± 1.2
J111054+435	BD+44 2051A	0.3843 ± 0.0046				≤ 2.0	Rei22	≤ 100		0	112	2.90 ± 0.28
J111108+479	G 176-015	0.2778 ± 0.0087				≤ 2.0	Rei22				12	1.8 ± 1.8
J111110+304W	HD 97101B	0.5406 ± 0.0059				≤ 2.0	Rei22	280 ± 70		0	51	2.45 ± 0.28
J111201-104	LP 733-099	0.5072 ± 0.0010	5.640 ± 0.054	Sha24	4.550 ± 0.044	4.6 ± 2.0	Rei22	-0.96	2170 ± 160	1.7	24	14.7 ± 2.5
J111306-080	LP 672-042	0.3459 ± 0.0056				≤ 2.0	Rei22	380 ± 90		0.1	15	1.35 ± 0.44
J111467-140	GJ 443	0.5002 ± 0.0059				≤ 2.0	Rei22	270 ± 80		0	14	1.58 ± 0.60
J111511+352	BD+36 2219	0.4454 ± 0.0052	22.80 ± 0.66	DA19	0.988 ± 0.031	≤ 2.0	Rei22	-0.33	660 ± 60	0.5	109	1.90 ± 0.21
J112100-150	LP 734-032	0.3612 ± 0.0075	79.3 ± 6.1	Sha24	0.230 ± 0.018	≤ 2.0	Rei22	-0.05	≤ 160	0	57	1.38 ± 0.23
J112111-199	LTT 4562	0.3491 ± 0.0037				≤ 2.0	Rei22	≤ 210		0	18	1.47 ± 0.73
J112189+111	GL Vir	0.1619 ± 0.0034	0.4900 ± 0.0050	DA19	16.71 ± 0.39	13.0 ± 2.0	Rei22	-2.53	3970 ± 460	0.9	12	40.0 ± 9.7
J112248-182	Ross 695	0.2798 ± 0.0049				≤ 2.0	Rei22				14	(0.42 ± 0.72) <sup>p</sup>
J112312+086	BD+09 2636	0.5493 ± 0.0037				≤ 2.0	Rei22	290 ± 70		0	47	3.95 ± 0.44
J112373-208	LP 795-038	0.4003 ± 0.0085				≤ 2.0	Rei22	360 ± 40		0.3	18	1.81 ± 0.74
J113005+056	FN Vir	0.2086 ± 0.0051	0.600 ± 0.050	Sha24	17.6 ± 1.5	16.4 ± 2.0	Rei22	-2.30	290 ± 150	0	18	30.0 ± 9.7
J113102+477	G 177-025	0.1719 ± 0.0023	29.1 ± 1.0	Sha24	0.299 ± 0.011	≤ 2.0	Rei22	-0.65	3830 ± 620	1.5	11	4.22 ± 0.69
J113283-023W	Ross 486A	0.4200 ± 0.0068	46.4 ± 2.3	Rae20	0.458 ± 0.024	≤ 2.0	Rei22	-0.14	2290 ± 170	3.5	36	3.2 ± 1.1
J113427+332	Ross 1015	0.2689 ± 0.0044				≤ 2.0	Rei22	≤ 130		0	10	2.19 ± 0.53
J113450+176	BD+18 2776	0.4888 ± 0.0027				≤ 2.0	Rei22	240 ± 80		0	18	1.48 ± 0.41
J113457+148	HD 119850	0.4859 ± 0.0077	52.3 ± 2.9	SM15	0.470 ± 0.027	≤ 2.0	Rei22	180 ± 50		0	241	2.64 ± 0.20
J113458-179	LP 798-034	0.3345 ± 0.0057				≤ 2.0	Rei18	≤ 100		0	10	2.58 ± 0.70
J113536+776	RX J1353.6+7737	0.303 ± 0.016	1.2300 ± 0.0050	Sha24	12.45 ± 0.65	9.7 ± 2.0	Rei22	-1.82	2630 ± 400	0.6	24	95 ± 34
J113582+125	Ross 837	0.2221 ± 0.0036				≤ 2.0	Rei18				10	2.8 ± 1.0
J114082+805	BD+81 465	0.5881 ± 0.0045				≤ 2.0	Rei22	400 ± 60		0.4	37	3.52 ± 0.39
J114173+454	RX J1417.3+4525	0.2809 ± 0.0043	0.3700 ± 0.0050	Sha24	38.42 ± 0.79	14.9 ± 2.0	Rei22	-2.46	5850 ± 500	1.3	12	137 ± 26
J114251+518	tet Boo B	0.3958 ± 0.0050				≤ 2.0	Rei22	≤ 120		0	12	2.42 ± 0.51
J114257+236E	BD+24 2733B	0.5891 ± 0.0039	111 ± 11	DA19	0.276 ± 0.028	≤ 2.0	Rei22	270 ± 50		0	49	1.52 ± 0.34
J114257+236W	BD+24 2733A	0.6055 ± 0.0044				≤ 2.0	Rei22	0.47	230 ± 50	0	63	2.75 ± 0.37
J114307-086	BD-07 3856	0.6334 ± 0.0044				≤ 2.0	Rei22	210 ± 40		0	92	2.19 ± 0.21
J114321+081	LP 560-035	0.1417 ± 0.0077	0.7600 ± 0.0050	Pas23	9.44 ± 0.52	6.8 ± 2.0	Rei22	-2.39	2840 ± 370	3.9	55	40.9 ± 3.7
J114524+123	G 66-37	0.4980 ± 0.0066	26.03 ± 0.83	Sha24	0.968 ± 0.033	≤ 2.0	Rei22	-0.34	460 ± 110	0.4	26	4.47 ± 0.60
J114544+355	Ross 1041	0.3535 ± 0.0060				≤ 2.0	Rei22	255		0	33	2.60 ± 0.39
J115013+055	G 15-2	0.3386 ± 0.0043				≤ 2.0	Rei22	440 ± 120		0.3	19	3.09 ± 0.44
J115095+031	Ross 1047	0.4266 ± 0.0042				≤ 2.0	Rei22	≤ 100		0	16	2.13 ± 0.41
J115100+193	G 136-072	0.320 ± 0.010				3.0	Jeff18				11	4.37 ± 0.95
J115218+209	OT Ser	0.52 ± 0.11	3.350 ± 0.021	Sha24	7.8 ± 1.7	4.1 ± 2.0	Rei22	-1.18	3360 ± 100	6	51	33.1 ± 3.1
J115305+094	NLTT 40406	0.1274 ± 0.0013	0.300 ± 0.050	DA19	21.5 ± 3.6	13.4 ± 2.0	Rei22	-2.77	4780 ± 600	1.6	14	36.0 ± 7.2
J115499+796	LP 022-420	0.2988 ± 0.0035	0.1900 ± 0.0050	Sha24	79.6 ± 2.3	31.0 ± 3.1	Rei22	-2.84	3240 ± 1040	0.7	14	166 ± 24
J115598-082	BD-07 4156	0.4745 ± 0.0039	20.00 ± 0.52	SM18	1.200 ± 0.033	≤ 2.0	Rei22	-0.39	520 ± 100	0	24	3.35 ± 0.45
J116028+205	GJ 609	0.2487 ± 0.0051				≤ 2.0	Rei22	210 ± 70		0	52	1.81 ± 0.19

Table F.2: continued.

Karrn	Name	$R$ [ $R_{\odot}$ ]	$P_{\text{rot}}$ [d]	Ref	$v_{\text{eq}}$ [ $\text{km s}^{-1}$ ]	$v \sin i$ [ $\text{km s}^{-1}$ ]	Ref	$\log Ro$	$\langle B \rangle$ [G]	$z$	$N_{\text{RV}}$	$\sigma_{\text{jitter}}$ [ $\text{m s}^{-1}$ ]
J16167+672N	EW Dra	0.4507 ± 0.0084	40.4 ± 1.8	Don23	0.564 ± 0.028	≤ 2.0	Rei22	-0.17	245	0	100	2.00 ± 0.23
J16313+408	G 180-060	0.1727 ± 0.0046	0.5100 ± 0.0050	Sha24	17.13 ± 0.49	7.4 ± 2.0	Rei22	-2.49	4170 ± 380	1.7	11	98 ± 22
J16327+126	GJ 1203	0.3991 ± 0.0049				≤ 2.0	Rei22		235	0	13	2.03 ± 0.68
J16462+164	LP 446-006	0.4155 ± 0.0050				≤ 2.0	Rei22		195	0	16	1.60 ± 0.39
J16554-083N	Wolf 629	0.2172 ± 0.0043				≤ 2.0	Rei22		260 ± 70	0	30	1.56 ± 0.56
J16555-083	VB 8	0.115 ± 0.012	1.0900 ± 0.0050	Lat21	5.36 ± 0.54	4.0 ± 2.0	Rei22	-2.19	3020 ± 200	4.6	120	19.3 ± 1.3
J16570-043	LP 686-027	0.2631 ± 0.0026	1.2100 ± 0.0050	Kir12	11.00 ± 0.12	9.7 ± 2.0	Rei22	-1.85	3660 ± 380	3.1	13	13.7 ± 2.9
J17052-050	Wolf 636	0.4758 ± 0.0039	50.2 ± 2.7	DA19	0.479 ± 0.026	≤ 2.0	Rei22	0.01	155	0	48	2.08 ± 0.29
J17115+384	Wolf 654	0.3736 ± 0.0076	62.6 ± 4.0	DA19	0.302 ± 0.020	≤ 2.0	Rei22	-0.05	≤ 100	0	72	1.33 ± 0.24
J17166+080	GJ 2128	0.3978 ± 0.0043				≤ 2.0	Rei18				18	1.07 ± 0.62
J17198+417	GJ 671	0.3568 ± 0.0042	71.5 ± 5.1	DA19	0.252 ± 0.018	≤ 2.0	Rei22	0.10	≤ 100	0	23	1.54 ± 0.37
J17303+055	BD+05 3409	0.5195 ± 0.0030	34.6 ± 1.4	Sha24	0.760 ± 0.031	≤ 2.0	Rei22	-0.10	270 ± 60	0.1	54	2.50 ± 0.34
J17338+169	IRXS J173353.5+165515	0.325 ± 0.086	0.2700 ± 0.0050	Sha24	61 ± 16	38.0 ± 3.8	Rei22	-2.81	8130 ± 940	2	11	530 ± 110
J17481+159	2MASS J17481125+1558465	0.368 ± 0.011									30	3.07 ± 0.81
J17542+073	GJ 1222	0.3060 ± 0.0057				≤ 2.0	Rei22		280 ± 150	0	12	3.6 ± 1.3
J17578+465	G 204-039	0.3929 ± 0.0053	30.3 ± 1.1	DA19	0.656 ± 0.025	≤ 2.0	Rei22	-0.34	280 ± 150	0	26	3.06 ± 0.40
J18012+355	G 182-034	0.400 ± 0.012									39	2.88 ± 0.57
J18022+642	LP 071-082	0.1780 ± 0.0049	0.2800 ± 0.0050	Sha24	32.2 ± 1.1	12.9 ± 2.0	Rei22	-2.62	4930 ± 310	2.6	25	41.1 ± 4.9
J18027+375	GJ 1223	0.1601 ± 0.0039	124 ± 14	New16	0.0654 ± 0.0073	≤ 2.0	Rei22	-0.07	≤ 270	0	114	1.95 ± 0.31
J18051-030	HD 165222	0.4410 ± 0.0034				≤ 2.0	Rei22		270 ± 50	0.1	54	1.62 ± 0.27
J18075-159	GJ 1224	0.1733 ± 0.0024	3.870 ± 0.027	DA19	2.265 ± 0.035	≤ 2.0	Rei22	-1.48	3190 ± 160	4.8	16	3.8 ± 1.2
J18131+260	LP 390-16	0.338 ± 0.013	2.280 ± 0.011	Sha24	7.50 ± 0.29	6.3 ± 2.0	Rei22	-1.58	4490 ± 270	5.3	16	104 ± 11
J18165+048	G 140-51	0.1925 ± 0.0043				≤ 2.0	Rei22		≤ 130	0	51	4.08 ± 0.55
J18174+483	TYCO 3529-1437-1	0.52 ± 0.11	15.83 ± 0.34	Sha24	1.65 ± 0.36	2.2 ± 2.0	Rei22	-0.55	1910 ± 100	6.6	69	10.82 ± 0.85
J18180+387E	G 204-58	0.2922 ± 0.0034				≤ 2.0	Rei22		≤ 270	0	20	1.55 ± 0.69
J18189+661	LP 71-165	0.1608 ± 0.0046	0.5200 ± 0.0050	Sha24	15.65 ± 0.47	14.5 ± 2.0	Rei22	-2.29	3960 ± 740	2.9	12	30.1 ± 6.6
J18221+063	Ross 136	0.2932 ± 0.0049				≤ 2.0	Rei22		215	0	16	(0.64 ± 0.68) <sup>p</sup>
J18224+620	GJ 1227	0.1772 ± 0.0046				≤ 2.0	Rei22		500 ± 220	0.7	60	2.80 ± 0.36
J18319+406	G 205-028	0.3467 ± 0.0050	50.2 ± 2.7	DA19	0.349 ± 0.019	≤ 2.0	Rei22	-0.15	≤ 190	0	23	2.36 ± 0.34
J18356+329	LSR J1835+3259	0.101 ± 0.010	0.1200 ± 0.0050	Sha24	42.6 ± 4.6	49.2 ± 4.9	Rei18	-3.16			54	191 ± 20
J18419+318	Ross 145	0.3434 ± 0.0040				≤ 2.0	Rei22		105	0	28	2.71 ± 0.45
J18480-145	G 155-042	0.3663 ± 0.0061				≤ 2.0	Rei22		155	0	18	2.98 ± 0.49
J18482+076	G 141-036	0.1552 ± 0.0038	2.760 ± 0.015	DA19	2.845 ± 0.072	3.6 ± 2.0	Rei22	-1.78	1190 ± 230	2	52	6.51 ± 0.73
J19070+208	Ross 730	0.3198 ± 0.0039				≤ 2.0	Rei22		≤ 110	0	43	0.59 ± 0.50
J19072+208	HD 349726	0.3131 ± 0.0035				≤ 2.0	Rei22		≤ 110	0	51	1.65 ± 0.25
J19084+322	G 207-019	0.3382 ± 0.0049	74.1 ± 5.4	DA19	0.231 ± 0.017	≤ 2.0	Rei22	0.00	205	0	30	0.99 ± 0.36
J19098+176	GJ 1232	0.2007 ± 0.0042	80.1 ± 6.2	DA19	0.127 ± 0.010	≤ 2.0	Rei22	-0.16	165	0	31	2.68 ± 0.44
J19169+051S	V1298 Aq1	0.109 ± 0.011				3.7 ± 2.0	Rei22		1210 ± 180	22.3	50	9.5 ± 1.4
J19216+208	GJ 1235	0.2085 ± 0.0045	133 ± 15	DA19	0.0793 ± 0.0093	≤ 2.0	Rei22	0.08	340 ± 100	0.3	25	2.14 ± 0.52
J19242+755	GJ 1238	0.1342 ± 0.0069				≤ 2.0	Rei22		250 ± 80	0	203	2.17 ± 0.30
J19251+283	Ross 164	0.354 ± 0.0094				≤ 2.0	Rei22				28	4.1 ± 1.5
J19255+096	LSPM J1925+0938	0.1749 ± 0.0071				34.7 ± 3.5	Rei18				76	103 ± 23
J19346+045	BD+04 4157	0.5501 ± 0.0066	21.79 ± 0.60	Sha24	1.277 ± 0.039	≤ 2.0	Rei22	-0.14	220 ± 40	0	50	4.29 ± 0.42
J19422-207	2MASS J19421282-2045477	0.2208 ± 0.0074	1.3400 ± 0.0050	Sha24	8.34 ± 0.28	6.7 ± 2.0	Rei22	-1.89	3840 ± 350	1.5	24	90 ± 12
J19511+464	G 208-042	0.2773 ± 0.0069	0.5900 ± 0.0050	Sha24	23.78 ± 0.62	24.6 ± 2.5	Rei22	-2.16	4210 ± 620	7.5	13	38 ± 12
J19573-125	HD 188807 B	0.2179 ± 0.0073				5.5 ± 2.0	Rei22	-1.99	3670 ± 190	2.8	11	1150 ± 250
J20093-012	2MASS J20091824-0113377	0.1596 ± 0.0087	1.3700 ± 0.0050	Sha24	5.89 ± 0.32	2.7 ± 2.0	Rei22	-1.99	220 ± 110	0	12	33.8 ± 5.5
J20305+654	GJ 793	0.3752 ± 0.0051	32.8 ± 1.3	DA19	0.579 ± 0.024	2.7 ± 2.0	Rei22	-0.27	220 ± 110	0	51	1.90 ± 0.49
J20336+617	GJ 1254	0.3791 ± 0.0073	12.60 ± 0.23	DA19	1.522 ± 0.040	≤ 2.0	Rei22	-0.71	260 ± 140	0	52	1.58 ± 0.26
J20405+154	GJ 1256	0.2007 ± 0.0044	106 ± 10	DA19	0.0958 ± 0.0095	≤ 2.0	Rei22	-0.01	410 ± 110	0.6	27	2.43 ± 0.50
J20525-169	LP 816-060	0.2318 ± 0.0055				≤ 2.0	Rei22		380 ± 80	0.4	53	1.73 ± 0.27
J20533+621	HD 199305	0.5232 ± 0.0047				≤ 2.0	Rei22		350 ± 80	0	153	1.59 ± 0.16

Table F.2: continued.

Karmin	Name	$R$ [ $R_{\odot}$ ]	$P_{\text{rot}}$ [d]	Ref	$v_{\text{eq}}$ [ $\text{km s}^{-1}$ ]	$v \sin i$ [ $\text{km s}^{-1}$ ]	Ref	$\log Ro$	$\langle B \rangle$ [G]	$z$	$N_{\text{RV}}$	$\sigma_{\text{jitter}}$ [ $\text{m s}^{-1}$ ]
J20556-140S	GJ 810 B	0.1632±0.0024	135 ±16	New18	0.0613±0.0072	≤2.0	Rei22	0.08	370±160	0	53	3.13 ± 0.48
J20567-104	Wolf 896	0.4596±0.0071				≤2.0	Rei22		290±50	0.2	20	3.38 ± 0.58
J21019-063	Wolf 906	0.4513±0.0052	49.3 ± 2.6	Sha24	0.463 ± 0.025	≤2.0	Rei22	-0.09	240±60	0.1	67	3.26 ± 0.32
J21152+257	LP 397-041	0.5445±0.0078	34.8 ± 1.4	DA19	0.792 ± 0.034	≤2.0	Rei22	-0.24	220±110	0	25	4.6 ± 1.1
J21348+515	Wolf 926	0.4412±0.0059	54.3 ± 3.1	DA19	0.411 ± 0.024	≤2.0	Rei22	-0.02	225	0	69	2.44 ± 0.23
J21463+382	LSPM J2146+3813	0.2144±0.0028	93.9 ± 8.3	Don23	0.116 ± 0.010	≤2.0	Rei22	0.08	310±80	0	52	1.70 ± 0.30
J21466-001	Wolf 940	0.2806±0.0048				≤2.0	Rei22		235	0	24	3.24 ± 0.42
J22012+283	V374 Peg	0.3242±0.0060	0.4500±0.0050	DA19	36.45 ± 0.78	36.4 ± 3.6	Rei22	-2.30	3630±880	0	30	97 ±14
J22020-194	LP 819-017	0.3314±0.0046				≤2.0	Rei22		165	0	12	0.70 ± 0.96
J22021+014	BD+00 4810	0.5601±0.0051	22.06 ± 0.62	Sha24	1.285 ± 0.038	≤2.0	Rei22	-0.32	400±50	0.3	75	3.24 ± 0.34
J22057+656	G 264-18 A	0.4675±0.0046	120 ±13	Laf21	0.196 ± 0.021	≤2.0	Rei22	0.44	290±80	0	89	1.86 ± 0.21
J22060+393	G 189-001	0.396 ± 0.012				≤2.0	Rei22				29	2.55 ± 0.42
J22114+409	IRXS J221124.3+410000	0.1754±0.0034	30.0 ± 1.1	DA19	0.296 ± 0.012	≤2.0	Rei22	-0.75	1880±210	3.9	52	3.87 ± 0.58
J22115+184	Ross 271	0.5031±0.0058	36.3 ± 1.5	DA19	0.701 ± 0.030	≤2.0	Rei22	-0.18	260±60	0	67	5.19 ± 0.38
J22231-176	LP 820-012	0.1903±0.0023	4.570 ± 0.037	Sha24	2.107 ± 0.031	2.3 ± 2.0	Rei22	-1.48	2150±240	2.8	15	14.2 ± 3.1
J22330+093	BD+08 4887	0.4490±0.0043	37.8 ± 1.6	Sha24	0.601 ± 0.026	≤2.0	Rei22	-0.06	320±60	0	81	3.09 ± 0.28
J22468+443	EV Lac	0.3408±0.0063	4.350 ± 0.034	Sha24	3.964 ± 0.079	4.1 ± 2.0	Rei22	-1.24	4320±110	9	105	47.6 ± 2.5
J22503-070	BD-07 5871	0.5395±0.0030				≤2.0	Rei22		440±50	0.2	53	1.95 ± 0.45
J22518+317	GT Peg	0.537 ± 0.034	1.6300±0.0058	DA19	16.7 ± 1.1	12.7 ± 2.0	Rei22	-1.61	3870±340	1.5	12	69 ±21
J22526+750	NLT 5174	0.2871±0.0093				≤2.0	Fou18				16	2.08 ± 0.62
J22559+178	StKM 1-2065	0.5412±0.0036	27.00 ± 0.89	SM18	1.014 ± 0.034	≤2.0	Rei22	-0.24	580±90	0.4	11	(0.93 ± 0.37) <sup>(b)</sup>
J23216+172	LP 462-027	0.376 ± 0.011	74.7 ± 5.5	DA19	0.254 ± 0.020	≤2.0	Rei22	-0.07	250±80	0.2	64	2.28 ± 0.26
J23245+578	BD+57 2735	0.5351±0.0040	36.5 ± 1.5	Sha24	0.742 ± 0.031	≤2.0	Rei22	-0.14	430±60	0.3	60	4.06 ± 0.31
J23340+001	Wolf 1039	0.4339±0.0053				≤2.0	Rei22		≤190	0	42	2.20 ± 0.34
J23351-023	GJ 1286	0.1304±0.0032	178 ±26	Don23	0.0371±0.0055	≤2.0	Rei22	0.09	910±160	4	69	(0.67 ± 0.59) <sup>(b)</sup>
J23381-162	G 273-093	0.3646±0.0046				≤2.0	Rei22		≤160	0	54	1.56 ± 0.23
J23419+441	HH And	0.1591±0.0041	106 ±10	DA19	0.0759±0.0076	≤2.0	Rei22	-0.10	410±100	0.7	98	2.14 ± 0.22
J23431+365	GJ 1289	0.2301±0.0042	73.7 ± 5.3	Don23	0.158 ± 0.012	≤2.0	Rei22	-0.15	1360±190	2.9	40	2.20 ± 0.36
J23492+024	BR Psc	0.4172±0.0056	49.9 ± 2.7	SM18	0.423 ± 0.023	≤2.0	Rei22	-0.04	145	0	469	1.634±0.098
J23505-095	LP 763-012	0.2965±0.0061				≤2.0	Rei22		255	0	71	2.83 ± 0.45
J23548+385	RX J2354.8+3831	0.3195±0.0032	4.800 ± 0.050	Sha24	3.367 ± 0.049	3.6 ± 2.0	Rei22	-1.23	4900±130	9.3	13	33.8 ± 6.4

**Notes.** <sup>(a)</sup> Listed are: CARMENES star identifier; additional identifier, stellar radius, stellar rotation period, equatorial rotation velocity, projected equatorial rotation velocity, average magnetic field strength, magnetic field component distribution index, number of RV measurements, and RV jitter. <sup>(b)</sup> The letter  $i$  stands for an imaginary jitter value, i.e. a negative jitter variance  $\sigma_{\text{jitter}}^2$ . A negative jitter variance results from overestimated internal RV uncertainties.

**References.** DA19: Díez Alonso et al. (2019), Don23: Donati et al. (2023b), Jeff18: Jeffers et al. (2018), Jen09: Jenkins et al. (2009), Kir12: Kiraga (2012), Laf21: Lafarga et al. (2021), Mor10: Morin et al. (2010), New16: Newton et al. (2016), New18: Newton et al. (2018), Pas23: Pass et al. (2023b), Rae20: Raez et al. (2020), Rei18: Reiners et al. (2018b), Rei22: Reiners et al. (2022), Sha24: Shan et al. (2024), SM15: Suárez Mascareño et al. (2015), SM18: Suárez Mascareño et al. (2018).



Table F.3: Fitted relations between RV jitter, stellar rotation velocity and average magnetic field.<sup>a</sup>

$\sigma_{\text{jitter}}$	Number of parameters	$\ln \mathcal{L}$	AIC	BIC
$\alpha$	1	-90.7	185	190
$\alpha \cdot v_{\text{eq}}$	1	-34.0	71.9	76.9
$\alpha \cdot \langle B \rangle$	1	-33.9	71.9	76.8
$\alpha \cdot v_{\text{eq}} \cdot \langle B \rangle$	1	-52.9	110	115
$\alpha \cdot v_{\text{eq}}^\beta$	2	-19.6	45.1	52.6
$\alpha \cdot v_{\text{eq}}^\beta \cdot \langle B \rangle$	2	-18.8	43.6	51.0
$\alpha \cdot v_{\text{eq}} \cdot \langle B \rangle^\beta$	2	-6.28	18.6	26.0
$\sqrt{\alpha^2 + (\beta \cdot v_{\text{eq}})^2}$	2	-3.47	12.9	20.4
$\sqrt{\alpha^2 + (\beta \cdot \langle B \rangle)^2}$	2	-33.9	73.8	81.3
$\sqrt{\alpha^2 + (\beta \cdot v_{\text{eq}} \cdot \langle B \rangle)^2}$	2	-4.09	14.2	21.6
$\sqrt{\alpha^2 + (\beta \cdot v_{\text{eq}}^\gamma)^2}$	3	-3.42	14.8	24.8
$\sqrt{\alpha^2 + (\beta \cdot \langle B \rangle^\gamma)^2}$	3	-23.9	55.7	65.7
$\sqrt{\alpha^2 + (\beta \cdot (v_{\text{eq}} \cdot \langle B \rangle)^\gamma)^2}$	<b>3</b>	<b>7.40</b>	<b>-6.81</b>	<b>3.15</b>
$\sqrt{\alpha^2 + (\beta \cdot v_{\text{eq}} \cdot \langle B \rangle^\gamma)^2}$	3	1.77	4.46	14.4
$\sqrt{\alpha^2 + (\beta \cdot v_{\text{eq}}^\gamma \cdot \langle B \rangle)^2}$	3	4.81	-1.62	8.33
$\sqrt{\alpha^2 + (v_{\text{eq}}^\beta \cdot \langle B \rangle^\gamma)^2}$	3	-2.51	13.0	23.0
$\sqrt{\alpha^2 + (\beta \cdot v_{\text{eq}})^2 + (\gamma \cdot \langle B \rangle)^2}$	3	-0.632	9.26	19.2
$\alpha + \beta \cdot v_{\text{eq}} + \gamma \cdot \langle B \rangle$	3	-0.967	9.93	19.9
$\alpha + \beta \cdot (v_{\text{eq}} \cdot \langle B \rangle) + \gamma \cdot (v_{\text{eq}} \cdot \langle B \rangle)^2$	3	1.88	4.25	14.2
$\sqrt{\alpha^2 + (\beta \cdot v_{\text{eq}}^\gamma \cdot \langle B \rangle^\delta)^2}$	4	7.60	-5.19	7.25

**Notes.** <sup>(a)</sup> The bold type indicates the model that has been adopted.